Band40a_10MHz_QPSK_LCH_2310MHz_RB_1_0_NTNV

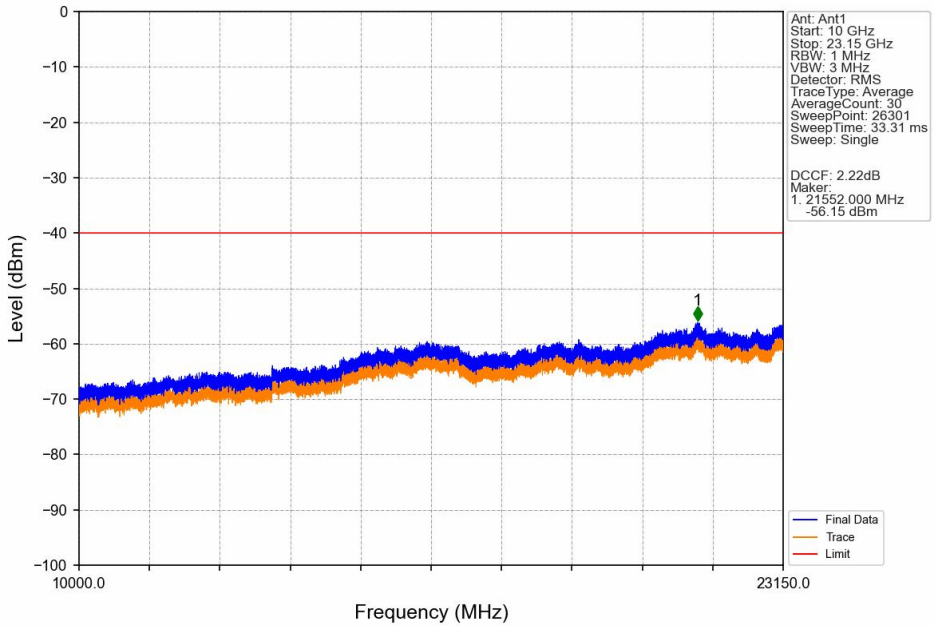

Band40a_10MHz_QPSK_LCH_2310MHz_RB_50_0_NTNV

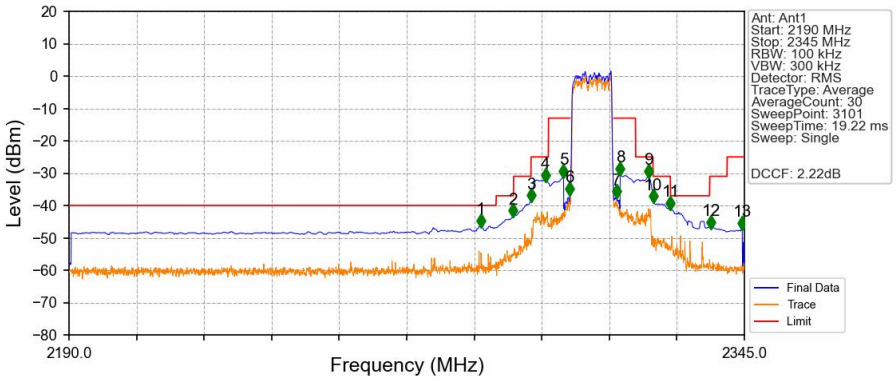

Start (MHz)	Stop (MHz)	RBW (MHz)	Method	Marker No.	Freq (MHz)	Level (dBm)	Limit (dBm)	Result
2190	2288	1	CHP	1	2284.500	-46.31	-40	Pass
2288	2292	1	CHP	2	2291.950	-43.14	-37	Pass
2292	2296	1	CHP	3	2296.000	-38.44	-31	Pass
2296	2300	1	CHP	4	2299.300	-32.12	-25	Pass
2300	2304	1	CHP	5	2303.500	-30.96	-13	Pass
2304	2305	0.108	CHP	6	2304.950	-36.41	-13	Pass
2305	2315	0.108	CHP	/	/	/	/	/
2315	2316	0.108	CHP	7	2315.600	-37.22	-13	Pass
2316	2320	1	CHP	8	2316.500	-30.24	-13	Pass
2320	2324	1	CHP	9	2322.950	-30.87	-25	Pass
2324	2328	1	CHP	10	2324.050	-38.69	-31	Pass
2328	2337	1	CHP	11	2328.050	-40.88	-37	Pass
2337	2341	1	CHP	12	2337.300	-46.69	-31	Pass
2341	2345	1	CHP	13	2344.500	-47.03	-25	Pass

Band40a_10MHz_QPSK_HCH_2310MHz_RB_1_49_NTNV

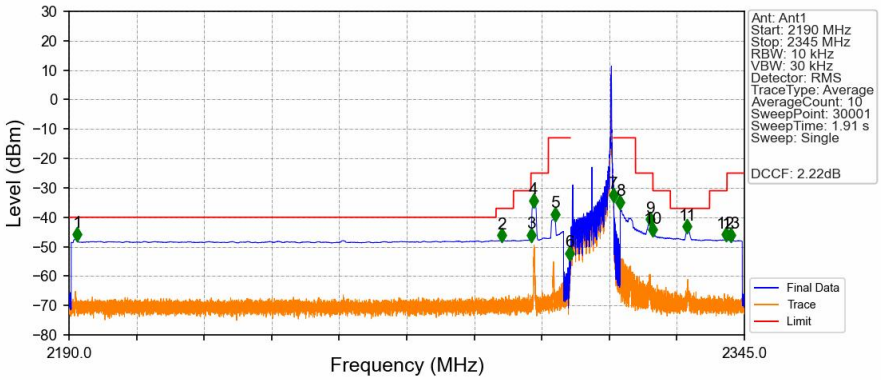

Start (MHz)	Stop (MHz)	RBW (MHz)	Method	Marker No.	Freq (MHz)	Level (dBm)	Limit (dBm)	Result
2190	2288	1	CHP	1	2191.886	-47.49	-40	Pass
2288	2292	1	CHP	2	2289.350	-47.86	-37	Pass
2292	2296	1	CHP	3	2295.994	-47.70	-31	Pass
2296	2300	1	CHP	4	2296.614	-35.99	-25	Pass
2300	2304	1	CHP	5	2301.502	-40.78	-13	Pass
2304	2305	0.01	/	6	2304.912	-53.96	-13	Pass
2305	2315	0.01	/	/	/	/	/	/
2315	2316	0.01	/	7	2315.002	-34.26	-13	Pass
2316	2320	1	CHP	8	2316.501	-36.52	-13	Pass
2320	2324	1	CHP	9	2323.336	-42.46	-25	Pass
2324	2328	1	CHP	10	2324.003	-46.00	-31	Pass
2328	2337	1	CHP	11	2331.897	-44.89	-37	Pass
2337	2341	1	CHP	12	2340.696	-47.59	-31	Pass
2341	2345	1	CHP	13	2341.941	-47.79	-25	Pass

Band40a_10MHz_QPSK_HCH_2310MHz_RB_50_0_NTNV

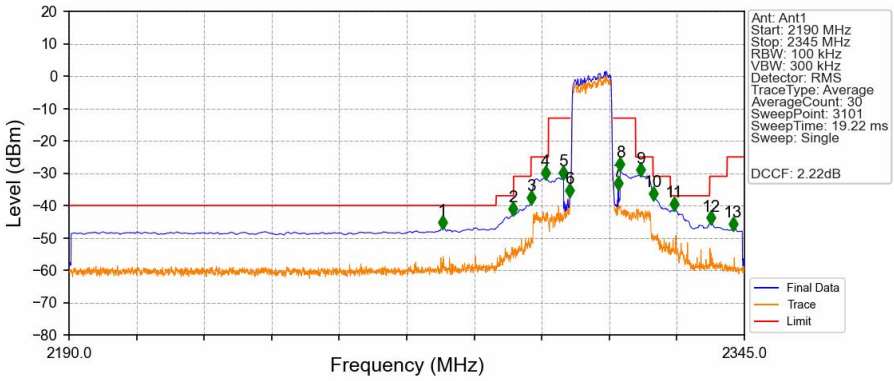

Start (MHz)	Stop (MHz)	RBW (MHz)	Method	Marker No.	Freq (MHz)	Level (dBm)	Limit (dBm)	Result
2190	2288	1	CHP	1	2275.700	-46.81	-40	Pass
2288	2292	1	CHP	2	2291.950	-42.61	-37	Pass
2292	2296	1	CHP	3	2296.000	-39.15	-31	Pass
2296	2300	1	CHP	4	2299.300	-31.44	-25	Pass
2300	2304	1	CHP	5	2303.400	-31.35	-13	Pass
2304	2305	0.108	CHP	6	2304.950	-36.80	-13	Pass
2305	2315	0.108	CHP	/	/	/	/	/
2315	2316	0.108	CHP	7	2316.000	-34.68	-13	Pass
2316	2320	1	CHP	8	2316.500	-28.69	-13	Pass
2320	2324	1	CHP	9	2321.100	-30.57	-25	Pass
2324	2328	1	CHP	10	2324.050	-37.88	-31	Pass
2328	2337	1	CHP	11	2328.900	-41.11	-37	Pass
2337	2341	1	CHP	12	2337.350	-45.34	-31	Pass
2341	2345	1	CHP	13	2342.400	-47.19	-25	Pass

Band40a_10MHz_16QAM_LCH_2310MHz_RB_1_0_NTNV

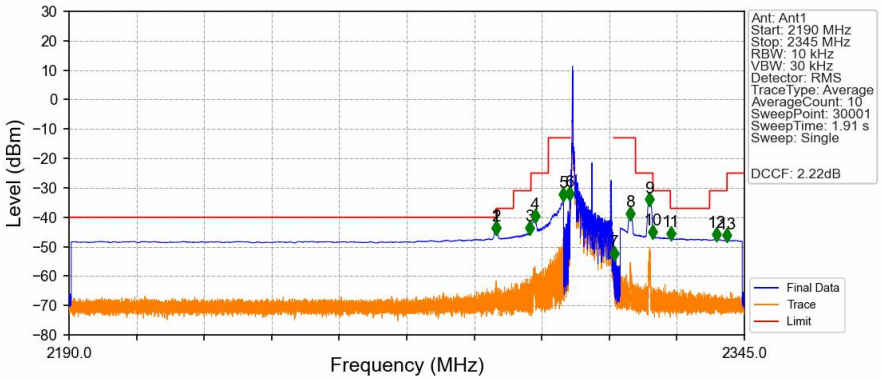

Start (MHz)	Stop (MHz)	RBW (MHz)	Method	Marker No.	Freq (MHz)	Level (dBm)	Limit (dBm)	Result
2190	2288	1	CHP	1	2287.991	-45.25	-40	Pass
2288	2292	1	CHP	2	2288.006	-45.23	-37	Pass
2292	2296	1	CHP	3	2295.700	-45.30	-31	Pass
2296	2300	1	CHP	4	2296.914	-41.22	-25	Pass
2300	2304	1	CHP	5	2303.393	-33.93	-13	Pass
2304	2305	0.01	/	6	2304.943	-33.67	-13	Pass
2305	2315	0.01	/	/	/	/	/	/
2315	2316	0.01	/	7	2315.070	-54.00	-13	Pass
2316	2320	1	CHP	8	2318.738	-40.47	-13	Pass
2320	2324	1	CHP	9	2323.222	-35.68	-25	Pass
2324	2328	1	CHP	10	2324.008	-46.66	-31	Pass
2328	2337	1	CHP	11	2328.059	-47.20	-37	Pass
2337	2341	1	CHP	12	2338.640	-47.55	-31	Pass
2341	2345	1	CHP	13	2341.006	-47.87	-25	Pass

Band40a_10MHz_16QAM_LCH_2310MHz_RB_1_0_NTNV

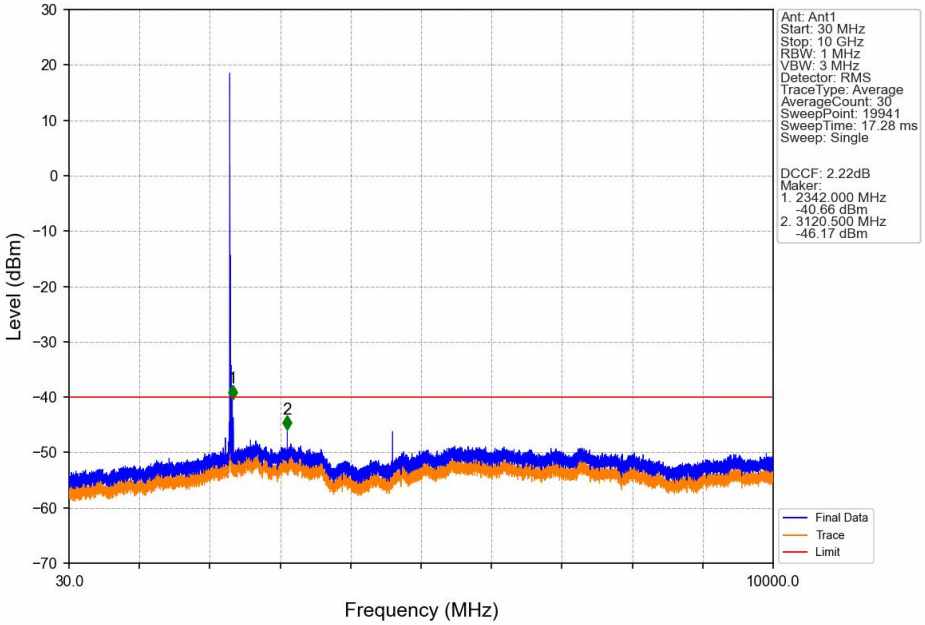

Band40a_10MHz_16QAM_LCH_2310MHz_RB_1_0_NTNV

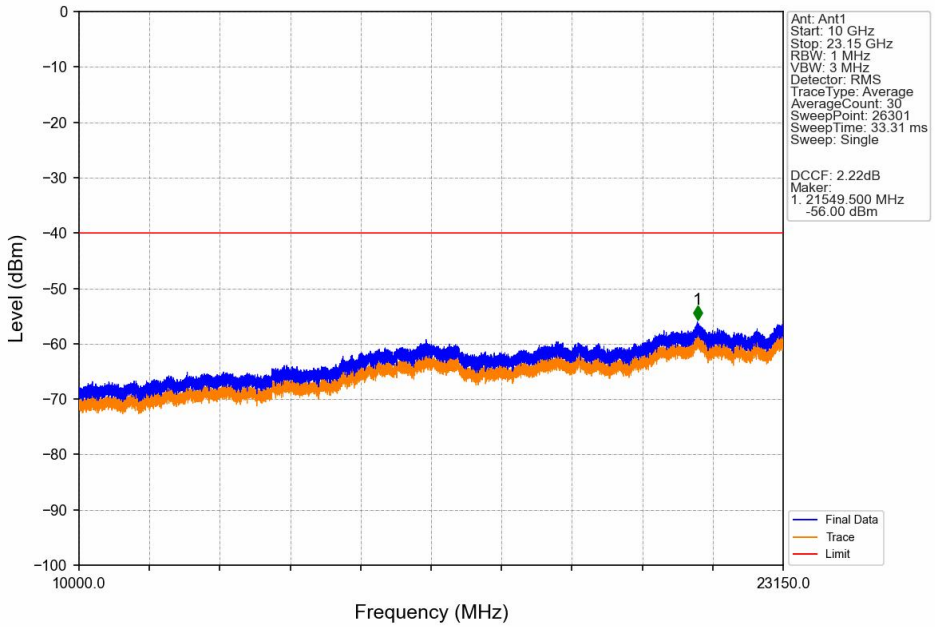

Band40a_10MHz_16QAM_LCH_2310MHz_RB_50_0_NTNV

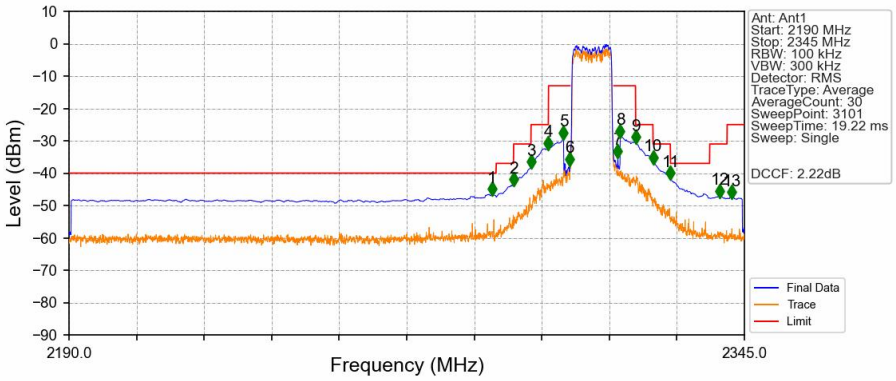

Start (MHz)	Stop (MHz)	RBW (MHz)	Method	Marker No.	Freq (MHz)	Level (dBm)	Limit (dBm)	Result
2190	2288	1	CHP	1	2287.050	-46.49	-40	Pass
2288	2292	1	CHP	2	2292.000	-43.50	-37	Pass
2292	2296	1	CHP	3	2296.000	-38.09	-31	Pass
2296	2300	1	CHP	4	2300.000	-32.37	-25	Pass
2300	2304	1	CHP	5	2303.500	-29.14	-13	Pass
2304	2305	0.108	CHP	6	2304.950	-37.16	-13	Pass
2305	2315	0.108	CHP	/	/	/	/	/
2315	2316	0.108	CHP	7	2315.950	-34.74	-13	Pass
2316	2320	1	CHP	8	2316.500	-28.53	-13	Pass
2320	2324	1	CHP	9	2320.050	-30.44	-25	Pass
2324	2328	1	CHP	10	2324.050	-36.67	-31	Pass
2328	2337	1	CHP	11	2328.050	-41.56	-37	Pass
2337	2341	1	CHP	12	2339.300	-47.05	-31	Pass
2341	2345	1	CHP	13	2342.050	-47.44	-25	Pass

Band40a_10MHz_16QAM_HCH_2310MHz_RB_1_49_NTNV

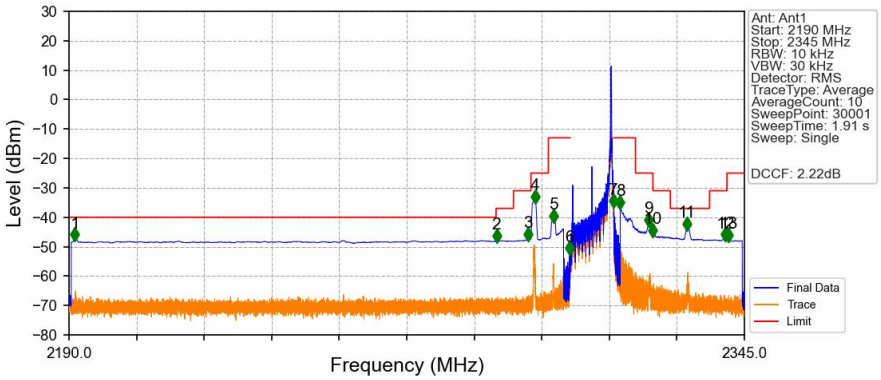

Start (MHz)	Stop (MHz)	RBW (MHz)	Method	Marker No.	Freq (MHz)	Level (dBm)	Limit (dBm)	Result
2190	2288	1	CHP	1	2191.323	-47.64	-40	Pass
2288	2292	1	CHP	2	2288.131	-47.96	-37	Pass
2292	2296	1	CHP	3	2295.385	-47.53	-31	Pass
2296	2300	1	CHP	4	2296.924	-34.78	-25	Pass
2300	2304	1	CHP	5	2301.259	-41.27	-13	Pass
2304	2305	0.01	/	6	2304.907	-52.26	-13	Pass
2305	2315	0.01	/	/	/	/	/	/
2315	2316	0.01	/	7	2315.002	-36.22	-13	Pass
2316	2320	1	CHP	8	2316.501	-36.52	-13	Pass
2320	2324	1	CHP	9	2322.938	-42.64	-25	Pass
2324	2328	1	CHP	10	2324.003	-46.12	-31	Pass
2328	2337	1	CHP	11	2331.820	-43.91	-37	Pass
2337	2341	1	CHP	12	2340.634	-47.59	-31	Pass
2341	2345	1	CHP	13	2341.399	-47.81	-25	Pass

Band40a_10MHz_16QAM_HCH_2310MHz_RB_50_0_NTNV

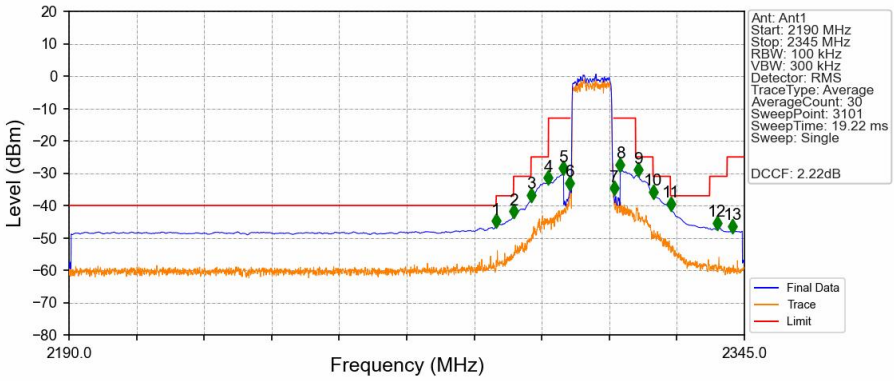

Start (MHz)	Stop (MHz)	RBW (MHz)	Method	Marker No.	Freq (MHz)	Level (dBm)	Limit (dBm)	Result
2190	2288	1	CHP	1	2288.000	-46.33	-40	Pass
2288	2292	1	CHP	2	2292.000	-43.39	-37	Pass
2292	2296	1	CHP	3	2296.000	-38.37	-31	Pass
2296	2300	1	CHP	4	2300.000	-33.01	-25	Pass
2300	2304	1	CHP	5	2303.450	-30.04	-13	Pass
2304	2305	0.108	CHP	6	2304.950	-34.64	-13	Pass
2305	2315	0.108	CHP	/	/	/	/	/
2315	2316	0.108	CHP	7	2315.050	-36.23	-13	Pass
2316	2320	1	CHP	8	2316.500	-28.89	-13	Pass
2320	2324	1	CHP	9	2320.550	-30.55	-25	Pass
2324	2328	1	CHP	10	2324.050	-37.39	-31	Pass
2328	2337	1	CHP	11	2328.150	-41.10	-37	Pass
2337	2341	1	CHP	12	2338.700	-47.03	-31	Pass
2341	2345	1	CHP	13	2342.250	-47.94	-25	Pass

6. Radiated Spurious Emission

6.1 Test Result

LTE TDD Band 40_Channel Bandwidth 5MHz_QPSK_ Low Channel

Frequency (MHz)	P_{Mea} (dBm)	P_{cl} (dB)	Distance	G_a Antenna Gain(dB)	Peak EIRP (dBm)	Limit (dBm)	Margin (dB)	Polarization
4615	-45.87	8.83	3.00	9.76	-44.94	-25.00	19.94	H
6922.5	-50.97	10.28	3.00	11.15	-50.10	-25.00	25.1	H
4615	-42.25	8.83	3.00	9.76	-41.32	-25.00	16.32	V
6922.5	-48.32	10.28	3.00	11.15	-47.45	-25.00	22.45	V

LTE TDD Band 40_Channel Bandwidth 5MHz_QPSK_ Middle Channel

Frequency (MHz)	P_{Mea} (dBm)	P_{cl} (dB)	Distance	G_a Antenna Gain(dB)	EIRP (dBm)	Limit (dBm)	Margin (dB)	Polarization
4620	-41.32	8.87	3.00	9.81	-40.38	-25.00	15.38	H
6930	-55.44	10.34	3.00	11.18	-54.60	-25.00	29.6	H
4620	-39.72	8.95	3.00	9.81	-38.86	-25.00	13.86	V
6930	-53.75	10.42	3.00	11.18	-52.99	-25.00	27.99	V

LTE TDD Band 40_Channel Bandwidth 5MHz_QPSK_ High Channel

Frequency (MHz)	P_{Mea} (dBm)	P_{cl} (dB)	Distance	G_a Antenna Gain(dB)	EIRP (dBm)	Limit (dBm)	Margin (dB)	Polarization
4625	-46.29	8.93	3.00	9.68	-45.54	-25.00	20.54	H
6937.5	-55.55	10.41	3.00	11.23	-54.73	-25.00	29.73	H
4625	-47.34	8.98	3.00	9.68	-46.64	-25.00	21.64	V
6937.5	-50.01	10.57	3.00	11.23	-49.35	-25.00	24.35	V

LTE TDD Band 40_Channel Bandwidth 10MHz_QPSK_ Middle Channel

Frequency (MHz)	P_{Mea} (dBm)	P_{cl} (dB)	Distance	G_a Antenna Gain(dB)	EIRP (dBm)	Limit (dBm)	Margin (dB)	Polarization
4620	-43.45	8.87	3.00	9.81	-42.51	-25.00	17.51	H
6930	-53.76	10.34	3.00	11.18	-52.92	-25.00	27.92	H
4620	-43.3	8.95	3.00	9.81	-42.44	-25.00	17.44	V
6930	-50.9	10.42	3.00	11.18	-50.14	-25.00	25.14	V

1. EIRP=PMea(dBm) - Pcl(dB) + Ga(dBi)
2. Margin = Limit - EIRP
3. We were not recorded other points as values lower than limits.