Date of measurement: 11/29/2024 Test mode: 835 (Head)
Product Description: Validation
Dipole Model: SID835
E-Field Probe: SSE2 (SN 25/22 EPGO375)

Phantom	Validation plane
Input Power	100mW
Crest Factor	1.0
Probe Conversion factor	1.80
Frequency (MHz)	835.000000
Relative permittivity (real part)	41.414215
Relative permittivity (imaginary part)	18.129852
Conductivity (S/m)	0.873954
Variation (%)	-1.850000
SAR 10g (W/Kg)	**0.573652**
SAR 1g (W/Kg)	**0.917521**

SURFACE SAR	**VOLUME SAR**
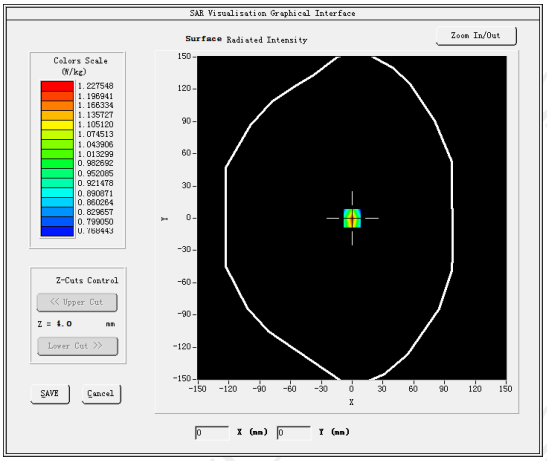	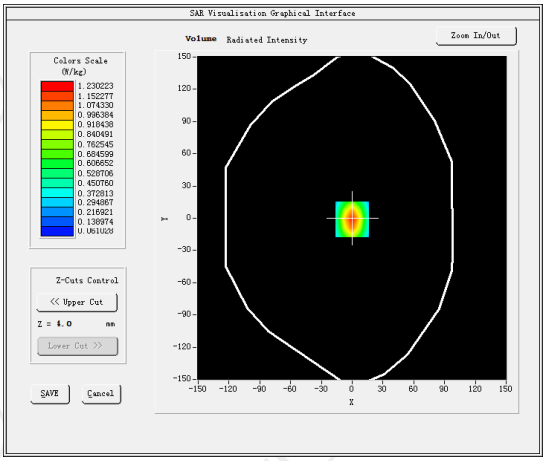

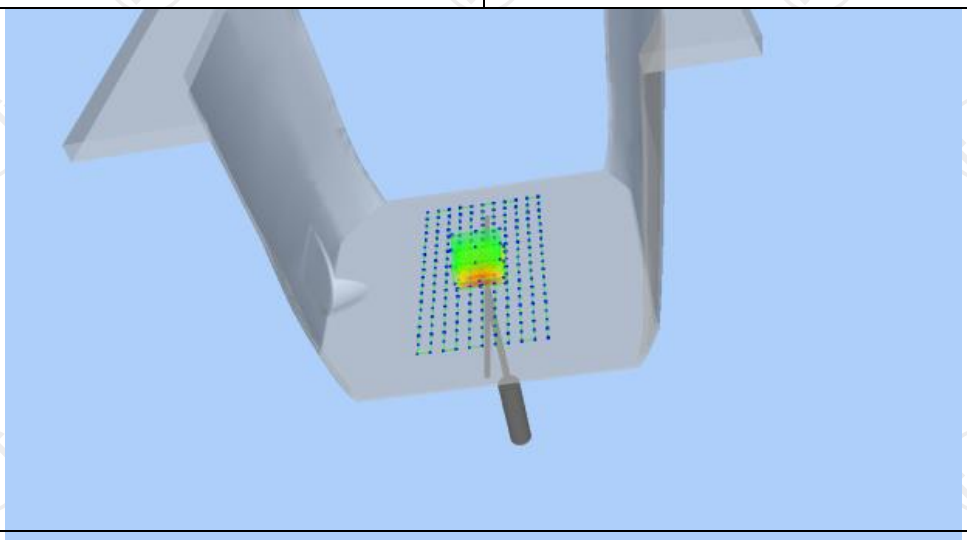

Z (mm)	0.00	4.00	9.00	14.00	19.00
SAR (W/Kg)	0.8625	0.5302	0.2594	0.1302	0.1025

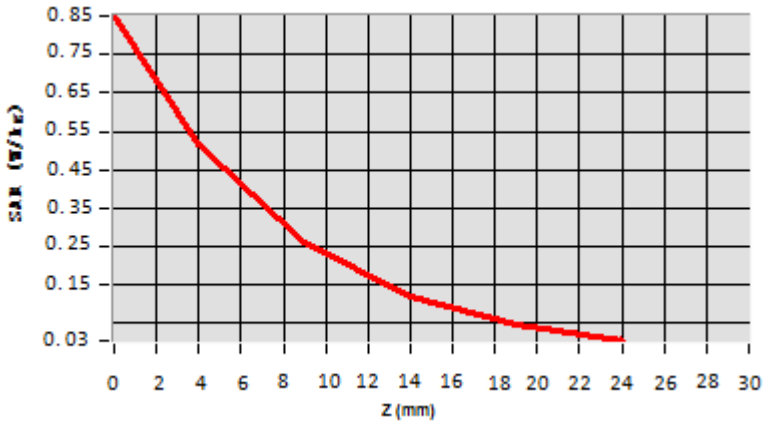

Hot spot position

Date of measurement: 12/03/2024 Test mode: 1800MHz (Head)
Product Description: Validation
Dipole Model: SID1800
E-Field Probe: SSE2 (SN 25/22 EPGO375)

Phantom	Validation plane
Input Power	100mW
Crest Factor	1.0
Probe Conversion factor	2.08
Frequency (MHz)	1800.000000
Relative permittivity (real part)	39.875214
Relative permittivity (imaginary part)	14.000000
Conductivity (S/m)	1.392145
Variation (%)	-1.100000
SAR 10g (W/Kg)	**1.952147**
SAR 1g (W/Kg)	**3.735984**

SURFACE SAR	**VOLUME SAR**
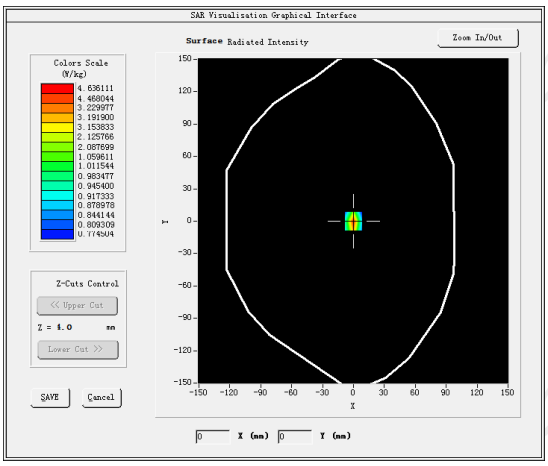	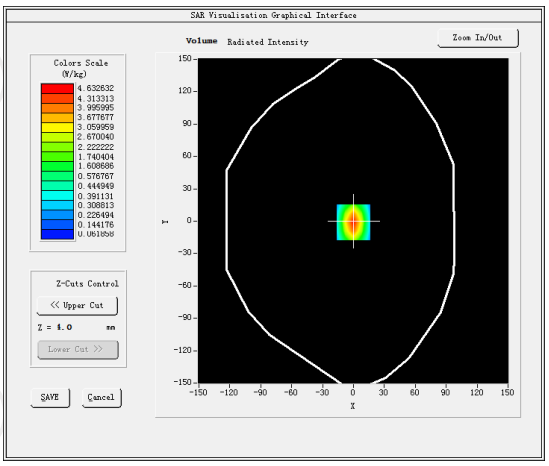

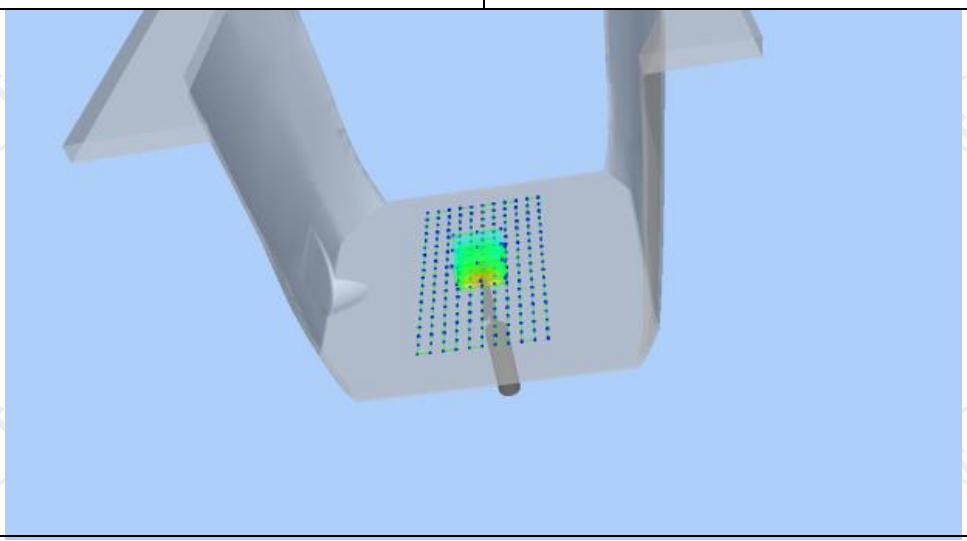

Z (mm)	0.00	4.00	9.00	14.00	19.00
SAR (W/Kg)	3.7625	2.6254	2.0245	1.6254	1.0214

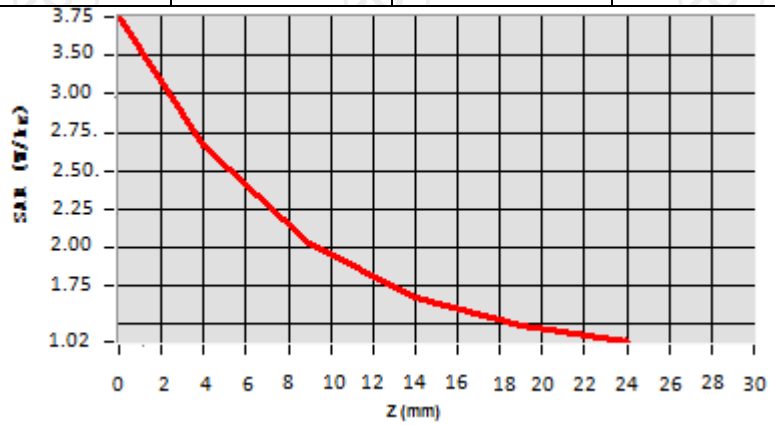

Hot spot position

Date of measurement: 12/04/2024 Test mode: 1900MHz (Head)
Product Description: Validation
Dipole Model: SID1900
E-Field Probe: SSE2 (SN 25/22 EPGO375)

Phantom	Validation plane
Input Power	100mW
Crest Factor	1.0
Probe Conversion factor	2.23
Frequency (MHz)	1900.000000
Relative permittivity (real part)	39.882154
Relative permittivity (imaginary part)	12.607061
Conductivity (S/m)	1.405621
Variation (%)	1.520000
SAR 10g (W/Kg)	**2.027452**
SAR 1g (W/Kg)	**3.814257**

SURFACE SAR	**VOLUME SAR**
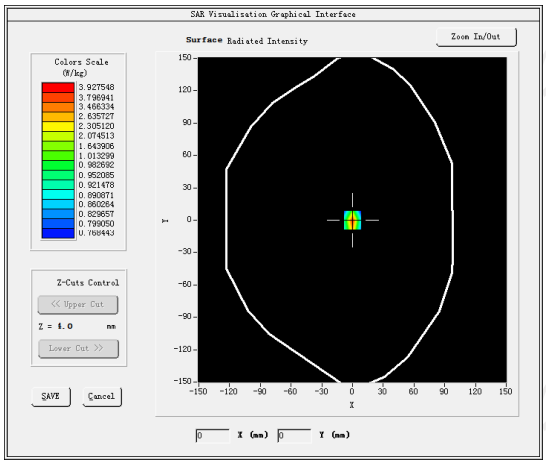	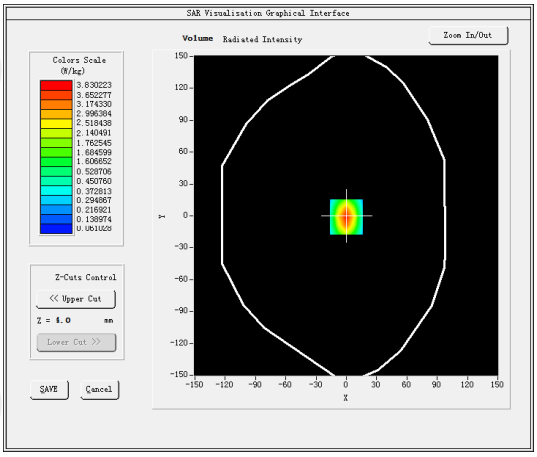

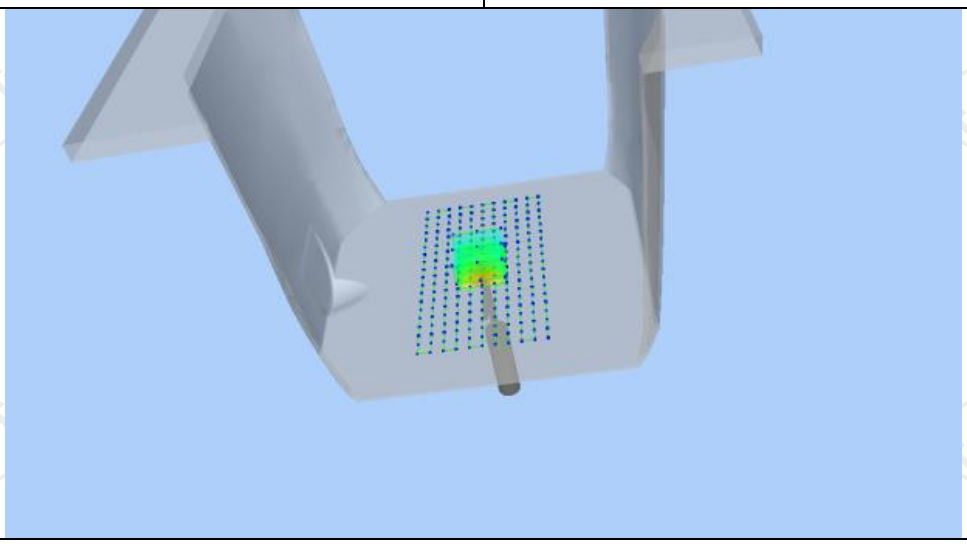

Z (mm)	0.00	4.00	9.00	14.00	19.00
SAR (W/Kg)	3.5325	2.5687	1.7025	1.3025	0.1125

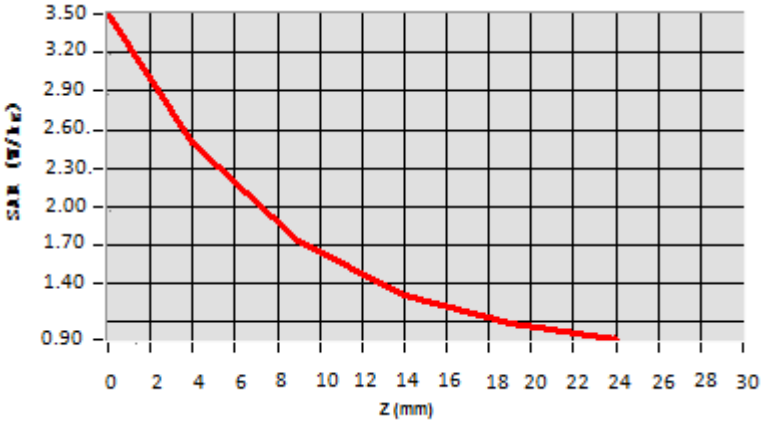

Hot spot position

Date of measurement: 12/05/2024 Test mode: 2450MHz (Head)
Product Description: Validation
Dipole Model: SID2450
E-Field Probe: SSE2 (SN 25/22 EPGO375)

Phantom	Validation plane
Input Power	100mW
Crest Factor	1.0
Probe Conversion factor	2.31
Frequency (MHz)	2450.000000
Relative permittivity (real part)	39.392154
Relative permittivity (imaginary part)	13.546980
Conductivity (S/m)	1.830247
Variation (%)	0.120000
SAR 10g (W/Kg)	**2.175214**
SAR 1g (W/Kg)	**5.162358**

SURFACE SAR	**VOLUME SAR**
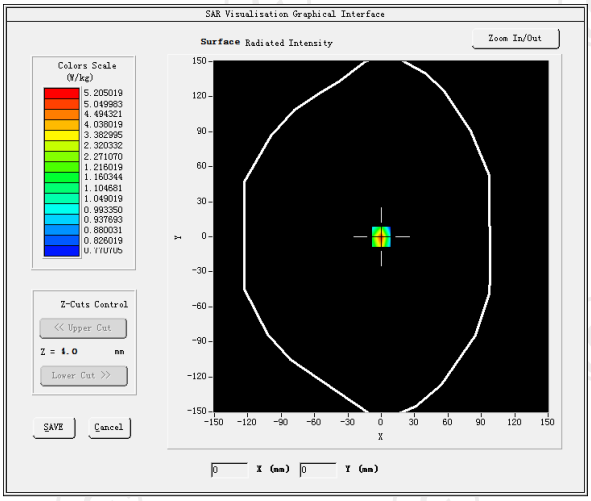	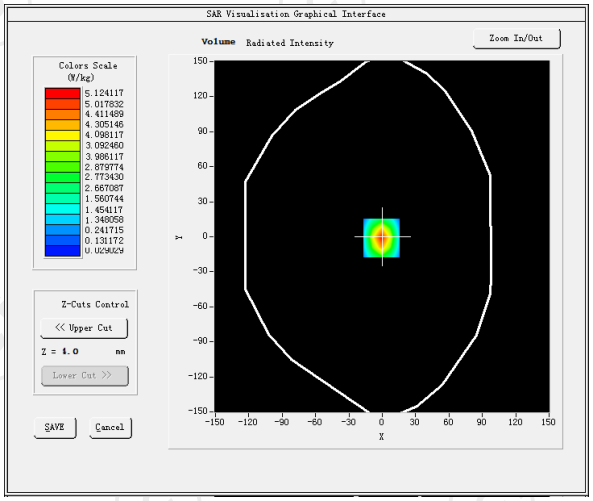

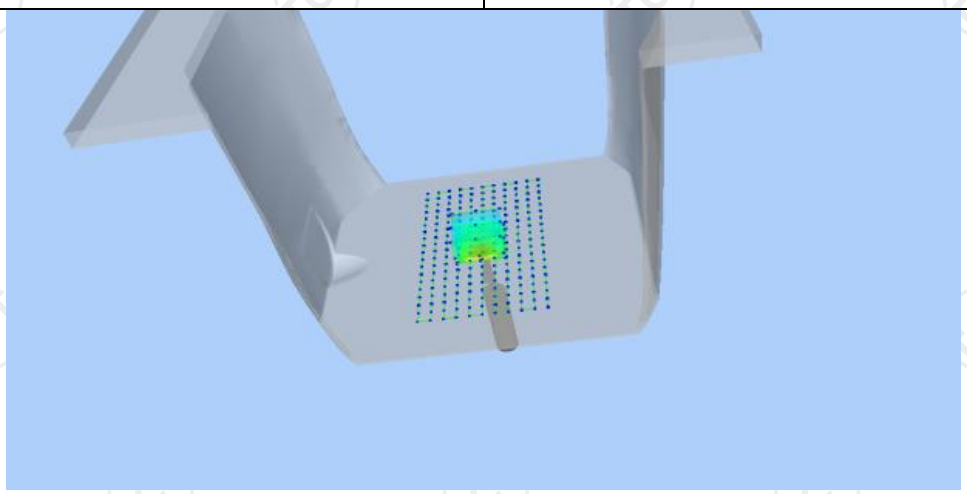

Z (mm)	0.00	4.00	9.00	14.00	19.00
SAR (W/Kg)	5.0262	2.7584	1.5026	0.8252	0.4125

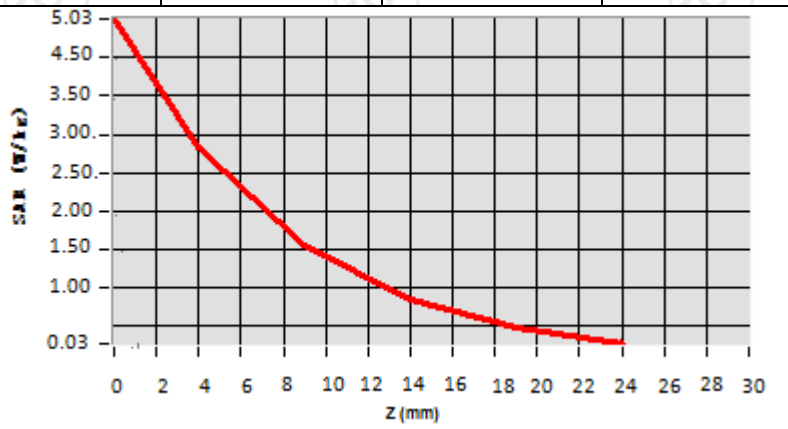

Hot spot position

Date of measurement: 12/05/2024 Test mode: 2600MHz (Head)
Product Description: Validation
Dipole Model: SID2600
E-Field Probe: SSE2 (SN 25/22 EPGO375)

Phantom	Validation plane
Input Power	100mW
Crest Factor	1.0
Probe Conversion factor	4.36
Frequency (MHz)	2535.000000
Relative permittivity (real part)	38.923014
Relative permittivity (imaginary part)	13.545489
Conductivity (S/m)	1.948421
Variation (%)	0.160000
SAR 10g (W/Kg)	**2.294215**
SAR 1g (W/Kg)	**5.382301**

SURFACE SAR	**VOLUME SAR**
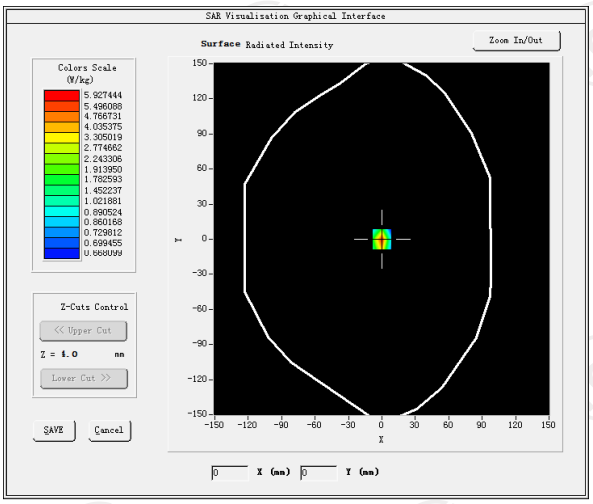	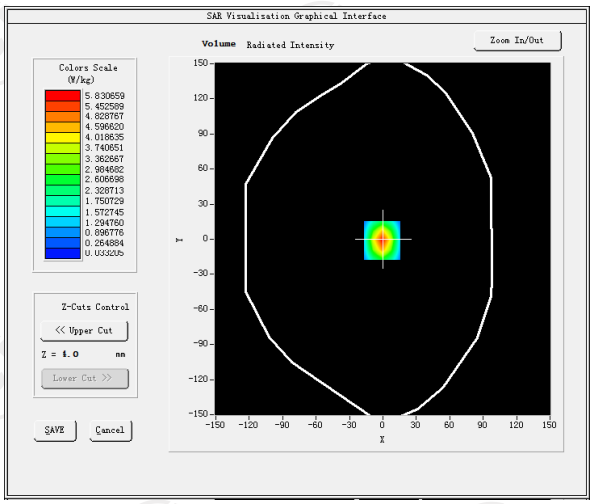

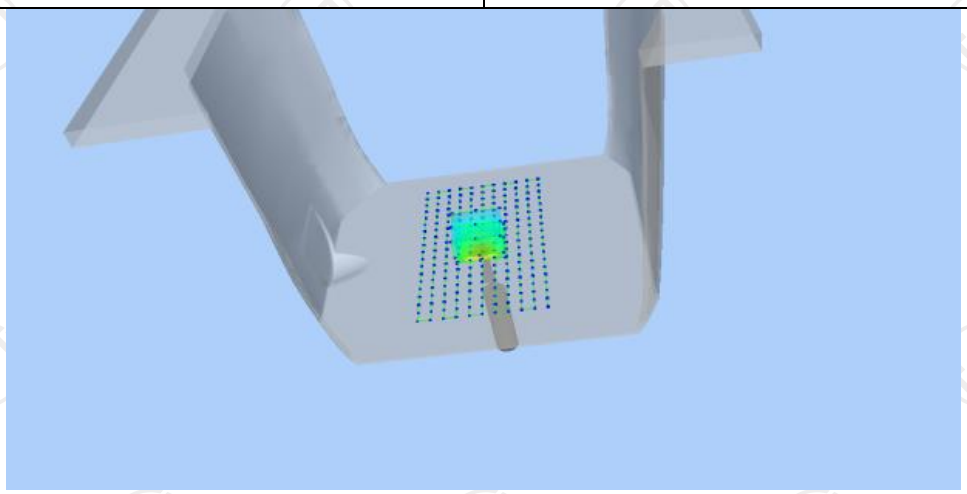

Z (mm)	0.00	4.00	9.00	14.00	19.00
SAR (W/Kg)	5.7893	3.2375	0.2098	0.0387	0.0249

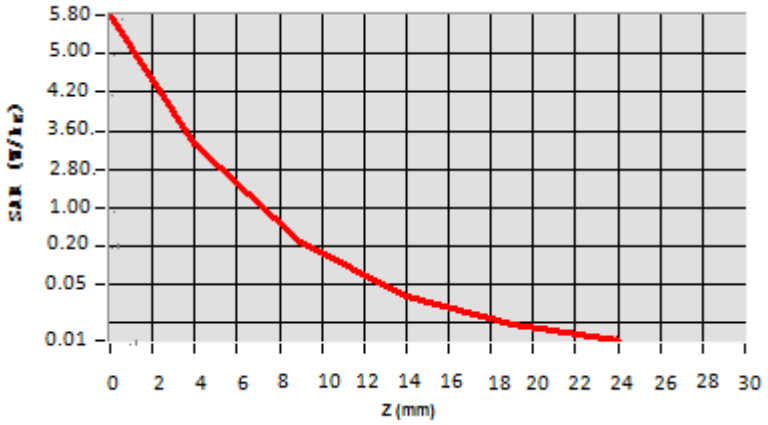

Hot spot position

Date of measurement: 12/06/2024 Test mode: 5200MHz (Head)
Product Description: Validation
Dipole Model: SID5200
E-Field Probe: SSE2 (SN 25/22 EPGO375)

Phantom	Validation plane
Input Power	100mW
Crest Factor	1.0
Probe Conversion factor	2.01
Frequency (MHz)	5200.000000
Relative permittivity (real part)	36.100120
Relative permittivity (imaginary part)	13.679428
Conductivity (S/m)	4.617452
Variation (%)	-0.320000
SAR 10g (W/Kg)	**5.907125**
SAR 1g (W/Kg)	**16.752147**

SURFACE SAR	**VOLUME SAR**
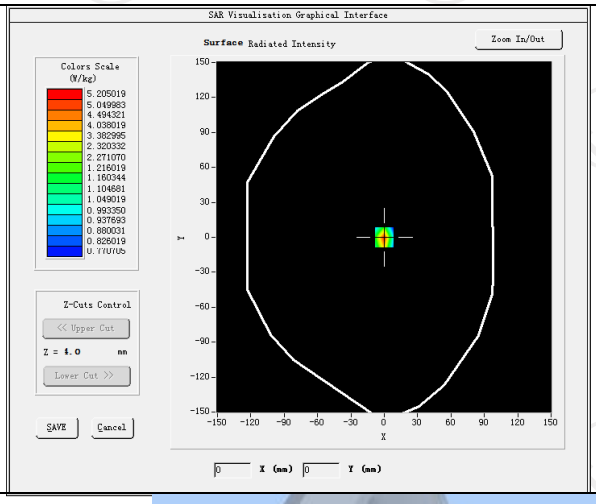	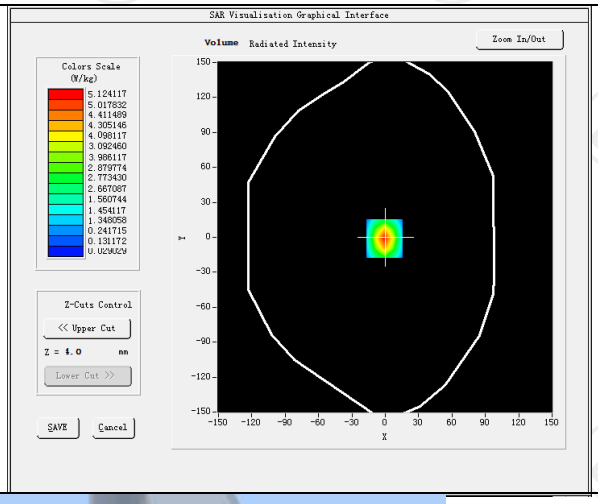

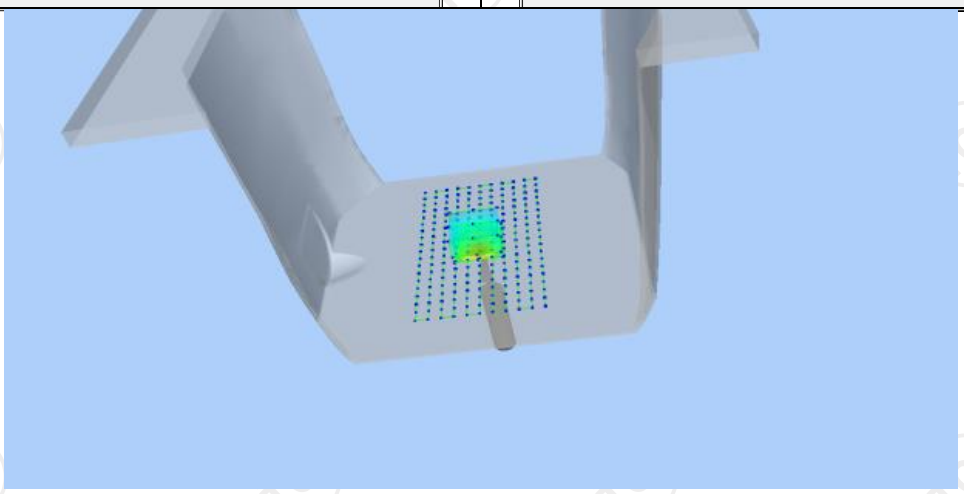

Z (mm)	0.00	4.00	9.00	14.00	19.00
SAR (W/Kg)	5.0132	2.7584	1.5026	0.8252	0.4125

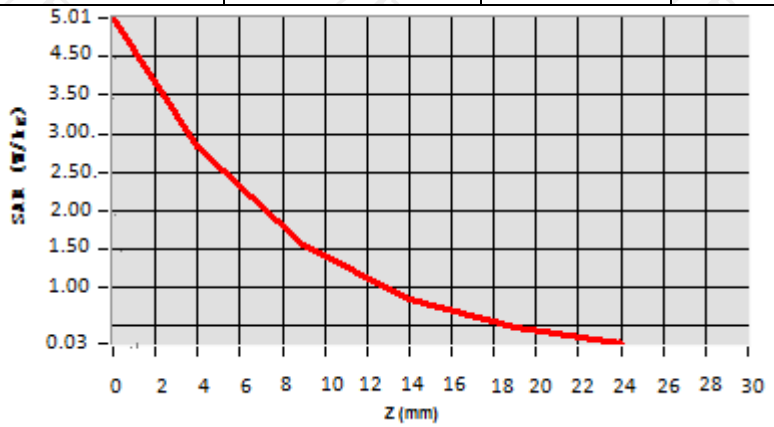

Hot spot position

Date of measurement: 12/06/2024 Test mode: 5800MHz (Head)
Product Description: Validation
Dipole Model: SID5800
E-Field Probe: SSE2 (SN 25/22 EPGO375)

Phantom	Validation plane
Input Power	100mW
Crest Factor	1.0
Probe Conversion factor	2.06
Frequency (MHz)	5800.000000
Relative permittivity (real part)	35.065217
Relative permittivity (imaginary part)	13.671675
Conductivity (S/m)	5.502140
Variation (%)	-1.100000
SAR 10g (W/Kg)	**5.971247**
SAR 1g (W/Kg)	**19.108542**

SURFACE SAR	**VOLUME SAR**
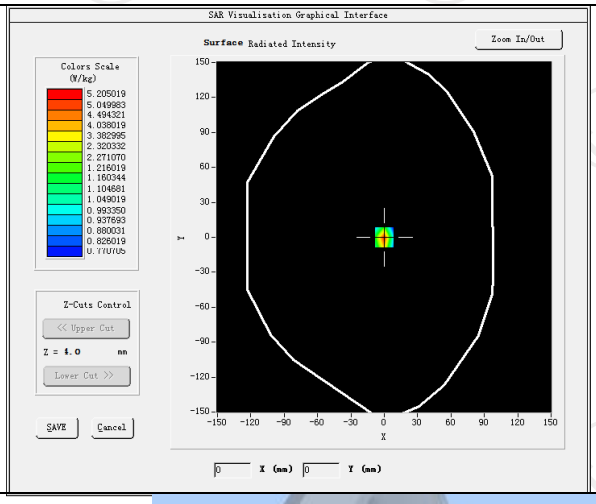	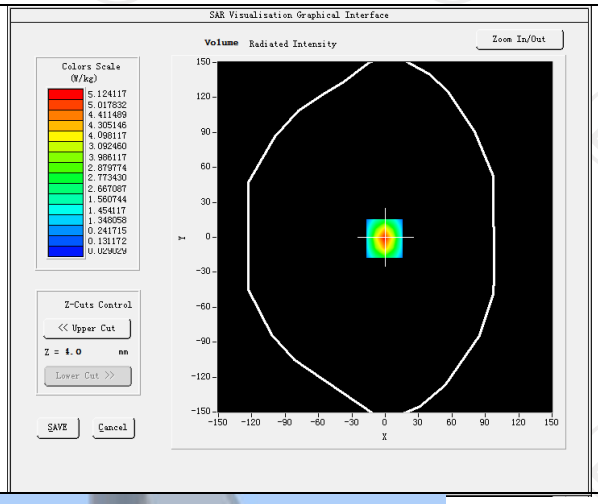

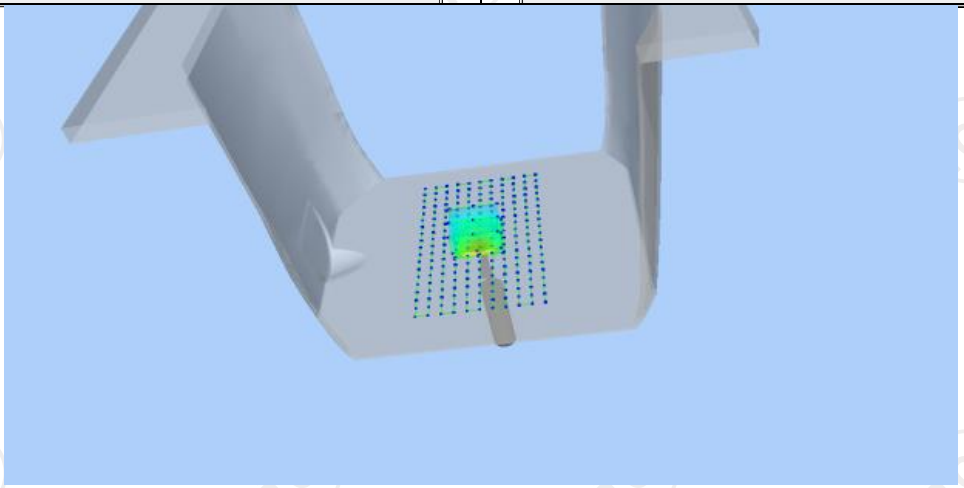

Z (mm)	0.00	4.00	9.00	14.00	19.00
SAR (W/Kg)	5.0622	2.8054	1.5421	0.8321	0.4130

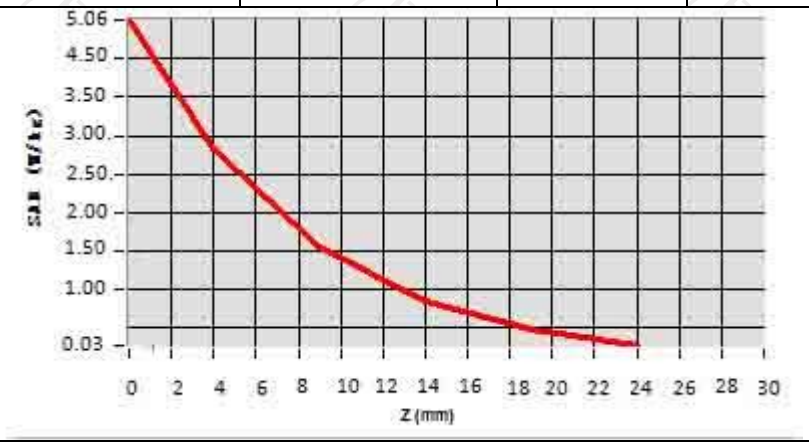

Hot spot position

Hotline: 400-6611-140 Tel: 86-755-27673339 Fax: 86-755-27673332 http://www.tct-lab.com

12. SAR Test Data

GSM850

MEASUREMENT 1

Low Band SAR (Channel 128) Date: 11/29/2024

Frequency (MHz)	824.200000
Relative permittivity (real part)	41.460241
Relative permittivity (imaginary part)	19.740014
Conductivity (S/m)	0.869312
Variation (%)	-1.950000
Crest Factor:	1.0
Probe Conversion factor	1.80
E-Field Probe:	SSE2 (SN 25/22 EPGO375)
Area Scan	dx=8mm dy=8mm, h= 5.00 mm
ZoomScan	5x5x7,dx=8mm dy=8mm dz=5mm,Complete/ndx=8mm dy=8mm, h= 5.00 mm
Phantom	Left head
Device Position	Cheek
Band	GSM850(voice)

SURFACE SAR

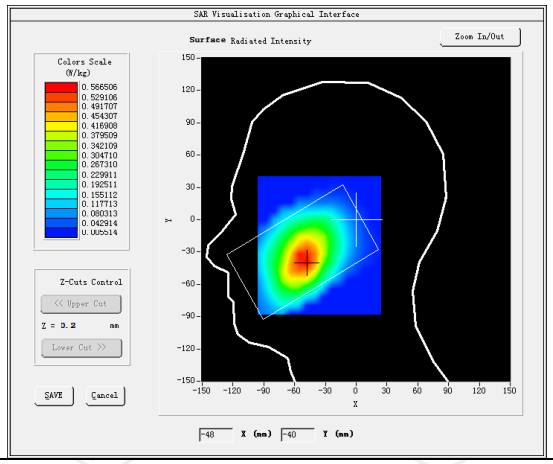

VOLUME SAR

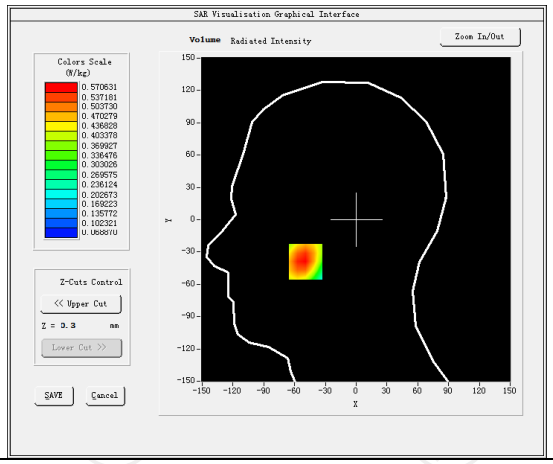

Maximum location: X=-49.00, Y=-39.00 SAR Peak: 0.43W/kg	
SAR 10g (W/Kg)	0.112541
SAR 1g (W/Kg)	0.220154

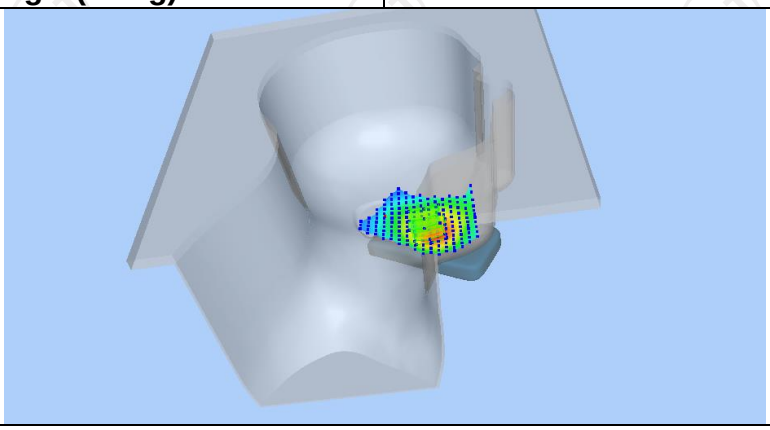

Z (mm)	0.00	4.00	9.00	14.00	19.00
SAR (W/Kg)	0.4263	0.2351	0.1055	0.0490	0.0278

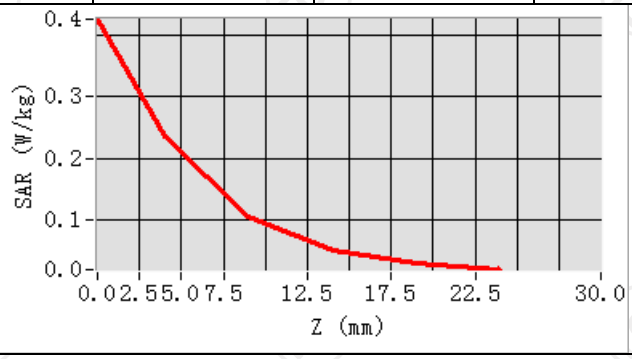

Hot spot position

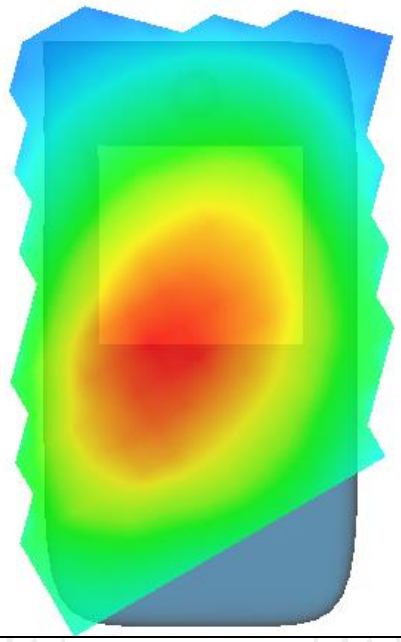

MEASUREMENT 2	
Low Band SAR (Channel 128)	Date: 11/29/2024
Frequency (MHz)	824.200000
Relative permittivity (real part)	41.460241
Relative permittivity (imaginary part)	19.740014
Conductivity (S/m)	0.869312
Variation (%)	-1.950000
Crest Factor:	1.0
Probe Conversion factor	1.80
E-Field Probe:	SSE2 (SN 25/22 EPGO375)
Area Scan	dx=8mm dy=8mm, h= 5.00 mm
ZoomScan	5x5x7,dx=8mm dy=8mm dz=5mm,Complete/ndx=8mm dy=8mm, h= 5.00 mm
Phantom	Validation plane
Device Position	Body back(10mm)
Band	GSM850(Voice)
SURFACE SAR	**VOLUME SAR**

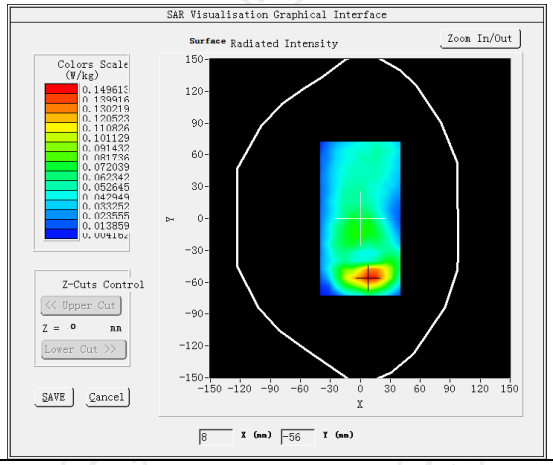

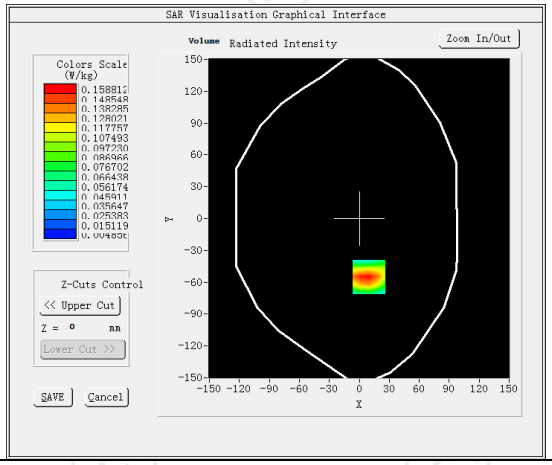

Maximum location: X=10.00, Y=-55.00 SAR Peak: 0.25 W/kg	
SAR 10g (W/Kg)	0.084125
SAR 1g (W/Kg)	0.154127

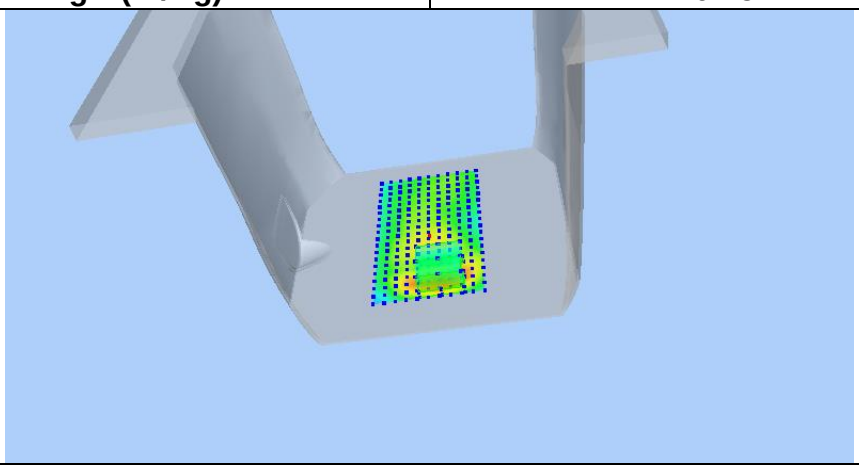

Z (mm)	0.00	4.00	9.00	14.00	19.00
SAR (W/Kg)	0.2457	0.1588	0.0896	0.0506	0.0294

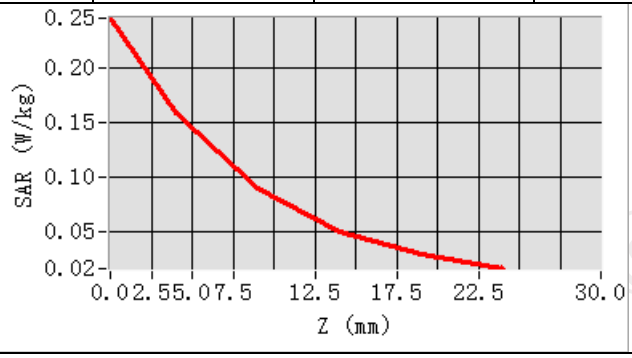

Hot spot position



MEASUREMENT 3	
Low Band SAR (Channel 128)	Date: 11/29/2024
Frequency (MHz)	824.200000
Relative permittivity (real part)	41.460241
Relative permittivity (imaginary part)	19.740014
Conductivity (S/m)	0.869312
Variation (%)	-0.200000
Crest Factor:	1.0
Probe Conversion factor	1.80
E-Field Probe:	SSE2 (SN 25/22 EPGO375)
Area Scan	dx=8mm dy=8mm, h= 5.00 mm
ZoomScan	5x5x7,dx=8mm dy=8mm dz=5mm,Complete/ndx=8mm dy=8mm, h= 5.00 mm
Phantom	Validation plane
Device Position	Body back(10mm)
Band	GSM850(GPRS 3slot)
SURFACE SAR	**VOLUME SAR**
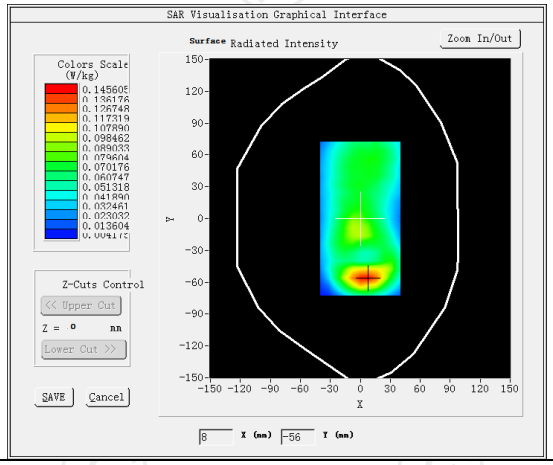	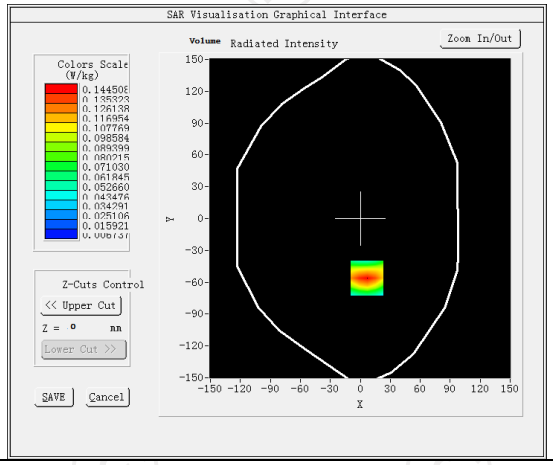
Maximum location: X=7.00, Y=-56.00 SAR Peak: 0.21 W/kg	
SAR 10g (W/Kg)	0.077459
SAR 1g (W/Kg)	0.144171

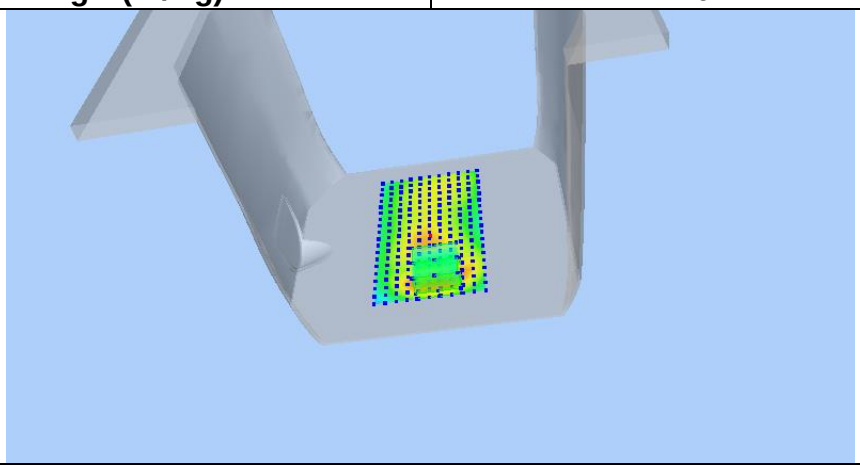

Z (mm)	0.00	4.00	9.00	14.00	19.00
SAR (W/Kg)	0.2111	0.1445	0.0875	0.0518	0.0299

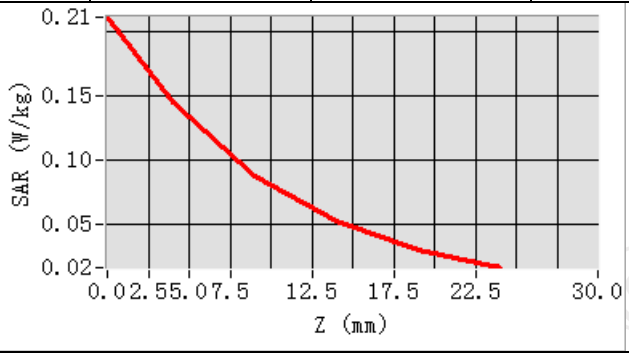

Hot spot position

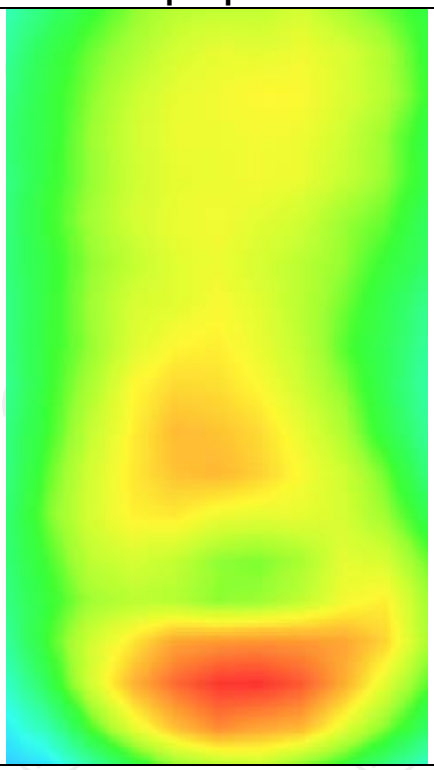

MEASUREMENT 4	
Low Band SAR (Channel 128)	Date: 11/29/2024
Frequency (MHz)	824.200000
Relative permittivity (real part)	41.460241
Relative permittivity (imaginary part)	19.740014
Conductivity (S/m)	0.869312
Variation (%)	2.150000
Crest Factor:	1.0
Probe Conversion factor	1.80
E-Field Probe:	SSE2 (SN 25/22 EPGO375)
Area Scan	dx=8mm dy=8mm, h= 5.00 mm
ZoomScan	5x5x7,dx=8mm dy=8mm dz=5mm,Complete/ndx=8mm dy=8mm, h= 5.00 mm
Phantom	Validation plane
Device Position	Body back(10mm)
Band	GSM850(GPRS 3slot hotspot)
SURFACE SAR	**VOLUME SAR**
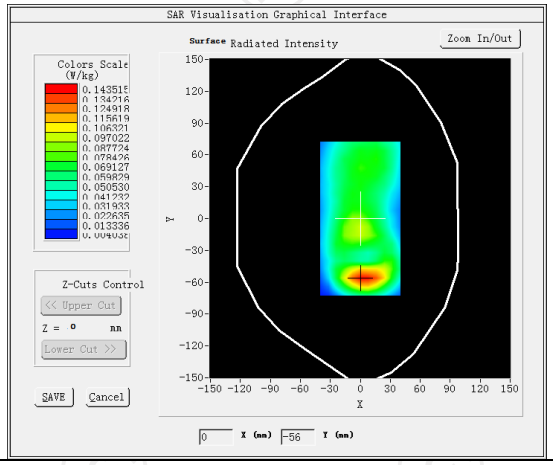	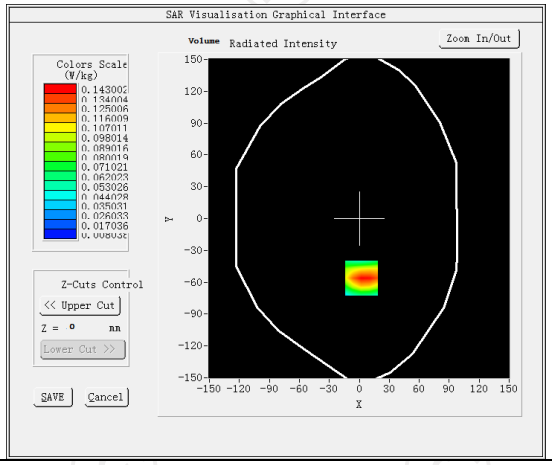
Maximum location: X=2.00, Y=-56.00 SAR Peak: 0.21 W/kg	
SAR 10g (W/Kg)	0.081274
SAR 1g (W/Kg)	0.140157

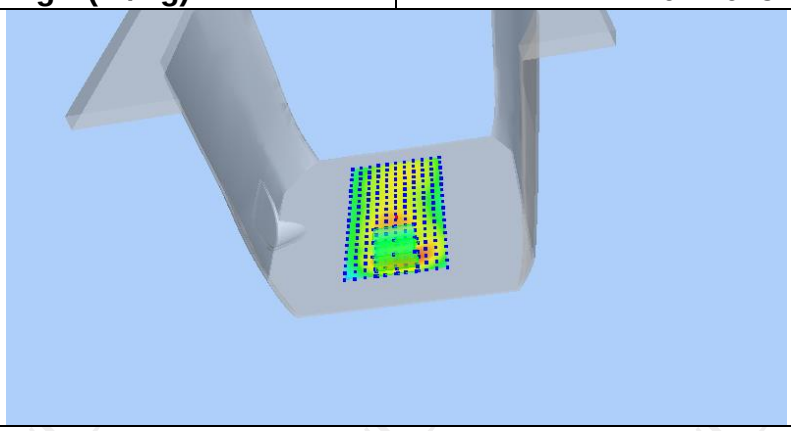

Z (mm)	0.00	4.00	9.00	14.00	19.00
SAR (W/Kg)	0.2063	0.1430	0.0887	0.0546	0.0336

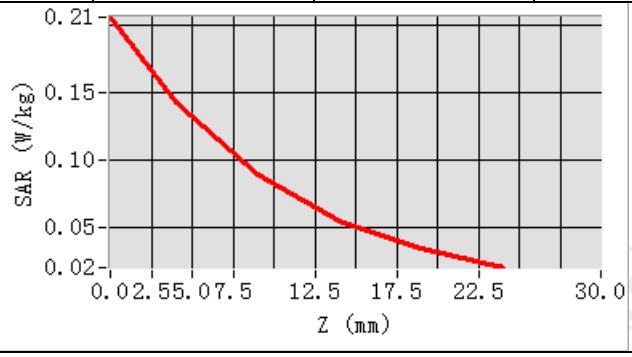

Hot spot position

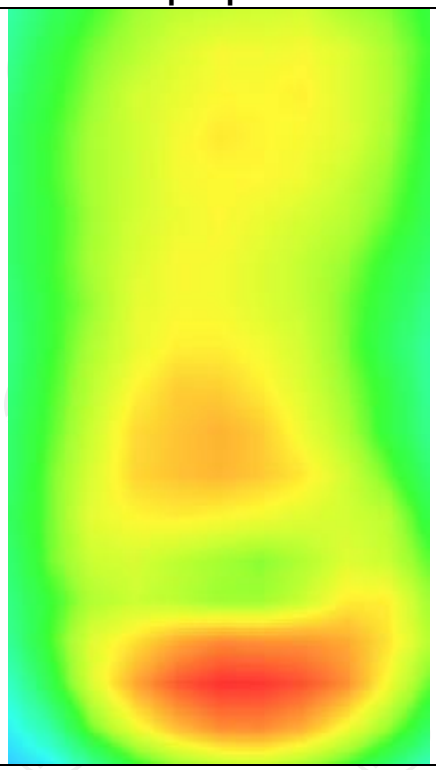

GSM1900

MEASUREMENT 1

High Band SAR (Channel 810): Date:12/04/2024

Frequency (MHz)	1909.800000
Relative permittivity (real part)	39.871247
Relative permittivity (imaginary part)	13.379301
Conductivity (S/m)	1.417015
Variation (%)	1.160000
Crest Factor	1.0
Probe Conversion factor	2.23
E-Field Probe:	SSE2 (SN 25/22 EPGO375)
Area Scan	dx=8mm dy=8mm, h= 5.00 mm
ZoomScan	5x5x7,dx=8mm dy=8mm dz=5mm,Complete/ndx=8mm dy=8mm, h= 5.00 mm
Phantom	Left head
Device Position	Cheek
Band	GSM1900(voice)

SURFACE SAR	**VOLUME SAR**
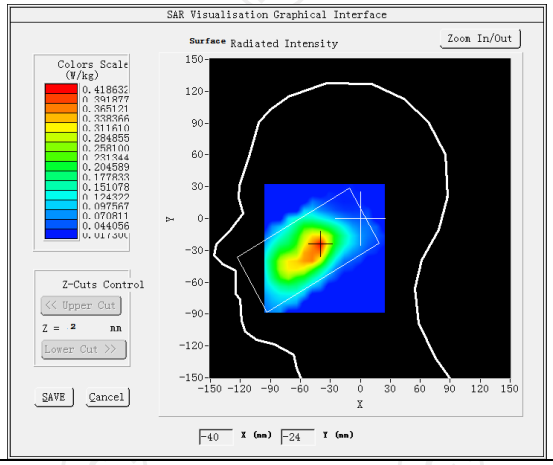	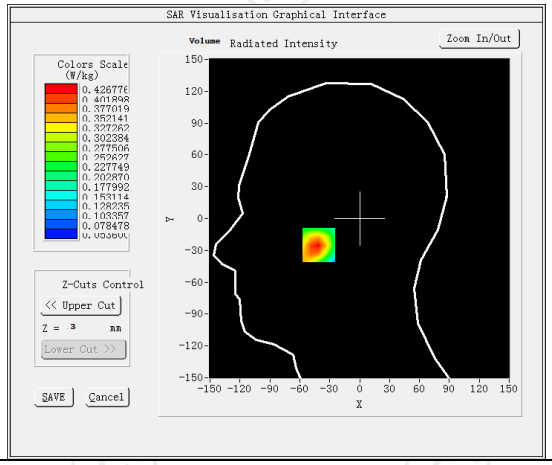

Maximum location: X=-41.00, Y=-35.00 SAR Peak: 0.59W/kg	
SAR 10g (W/Kg)	0.242157
SAR 1g (W/Kg)	0.401247

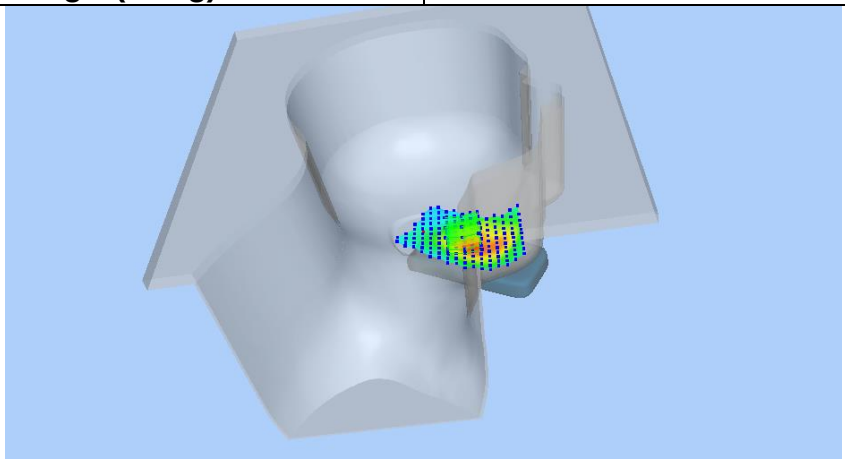

Z (mm)	0.00	4.00	9.00	14.00	19.00
SAR (W/Kg)	0.5810	0.4268	0.2921	0.2063	0.1527

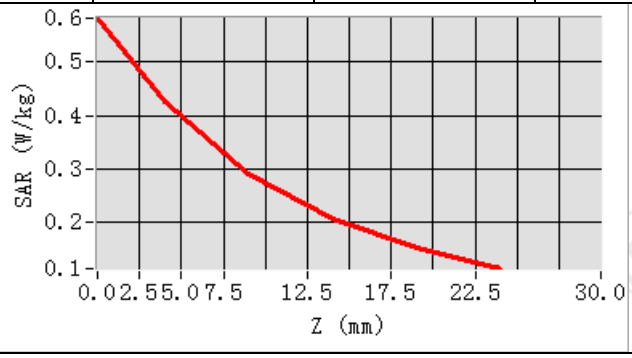

Hot spot position

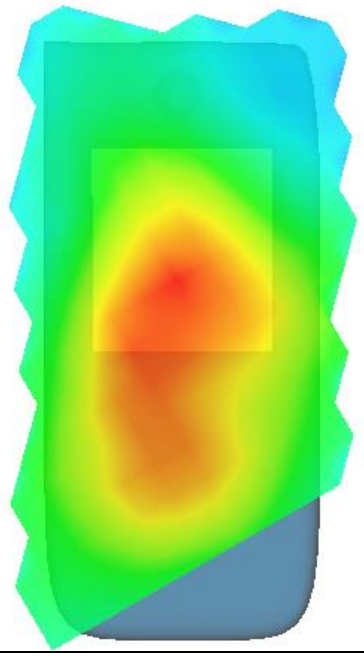

MEASUREMENT 2	
High Band SAR (Channel 810):	Date:12/04/2024
Frequency (MHz)	1909.800000
Relative permittivity (real part)	39.871247
Relative permittivity (imaginary part)	13.379301
Conductivity (S/m)	1.417015
Variation (%)	0.160000
Crest Factor	1.0
Probe Conversion factor	2.23
E-Field Probe:	SSE2 (SN 25/22 EPGO375)
Area Scan	dx=8mm dy=8mm, h= 5.00 mm
ZoomScan	5x5x7,dx=8mm dy=8mm dz=5mm,Complete/ndx=8mm dy=8mm, h= 5.00 mm
Phantom	Validation plane
Device Position	Body back(10mm)
Band	GSM1900(voice)
SURFACE SAR	**VOLUME SAR**
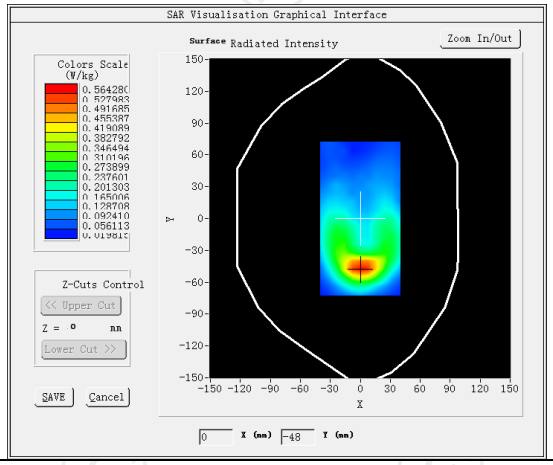	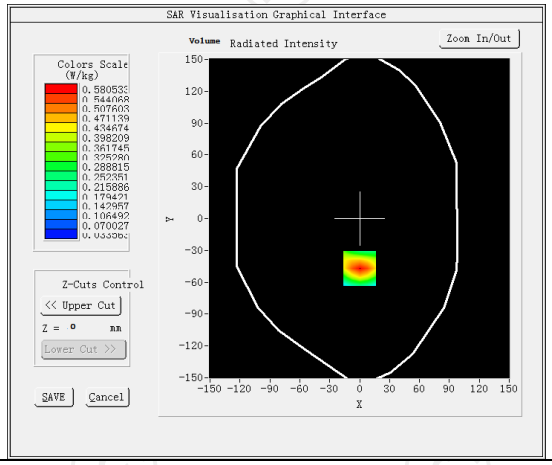
Maximum location: X=0.00, Y=-47.00 SAR Peak: 0.84 W/kg	
SAR 10g (W/Kg)	0.321784
SAR 1g (W/Kg)	0.561574

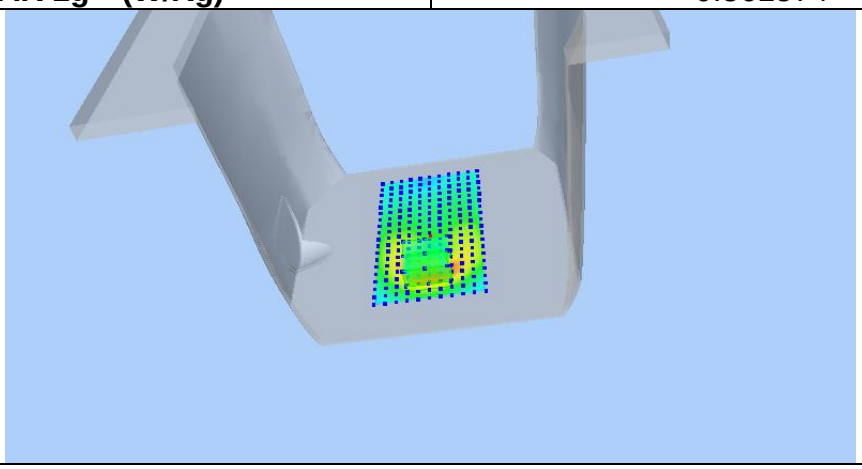

Z (mm)	0.00	4.00	9.00	14.00	19.00
SAR (W/Kg)	0.8414	0.5805	0.3567	0.2159	0.1294

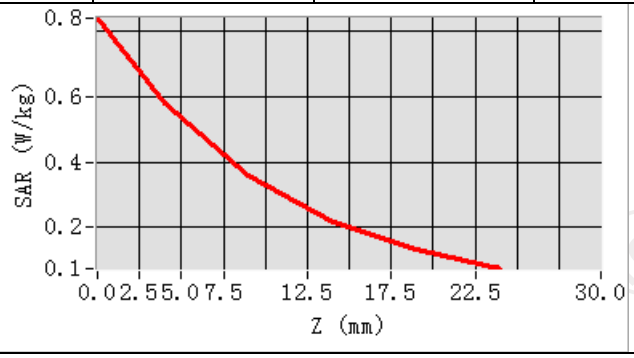

Hot spot position

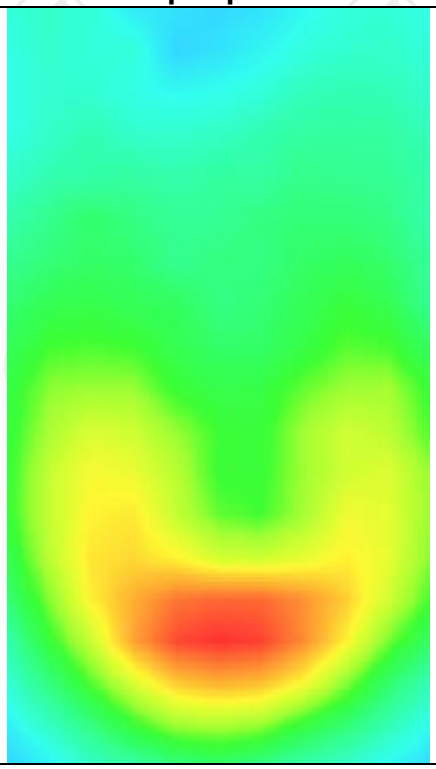

MEASUREMENT 3	
High Band SAR (Channel 810):	Date:12/04/2024
Frequency (MHz)	1909.800000
Relative permittivity (real part)	39.871247
Relative permittivity (imaginary part)	13.379301
Conductivity (S/m)	1.417015
Variation (%)	-1.550000
Crest Factor	1.0
Probe Conversion factor	2.23
E-Field Probe:	SSE2 (SN 25/22 EPGO375)
Area Scan	dx=8mm dy=8mm, h= 5.00 mm
ZoomScan	5x5x7,dx=8mm dy=8mm dz=5mm,Complete/ndx=8mm dy=8mm, h= 5.00 mm
Phantom	Validation plane
Device Position	Body back(10mm)
Band	GSM1900(GPRS 4slot)
SURFACE SAR	**VOLUME SAR**
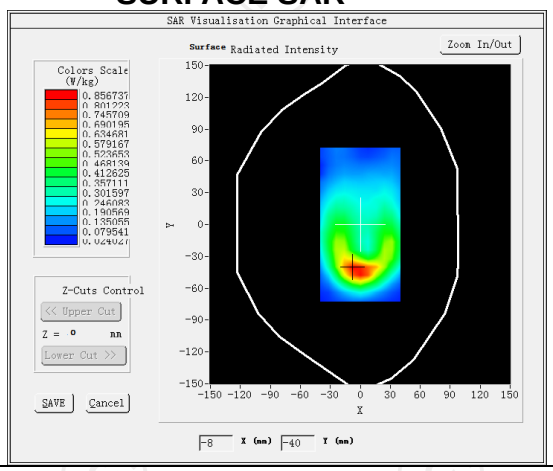	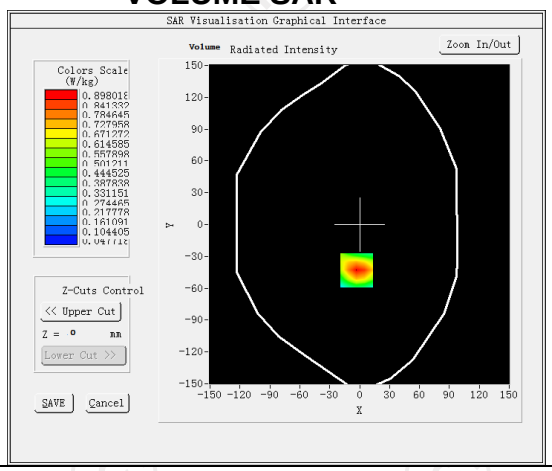
Maximum location: X=-3.00, Y=-43.00 SAR Peak: 1.36 W/kg	
SAR 10g (W/Kg)	0.532157
SAR 1g (W/Kg)	0.821472

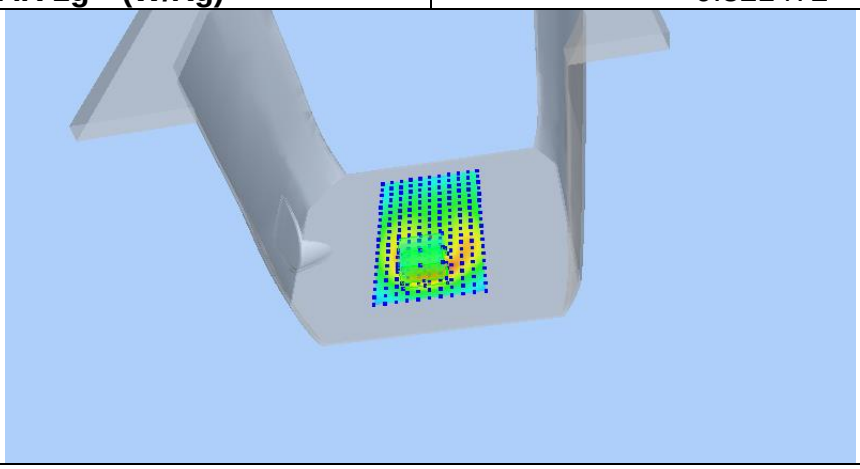

Z (mm)	0.00	4.00	9.00	14.00	19.00
SAR (W/Kg)	1.3494	0.8645	0.5288	0.3119	0.1885

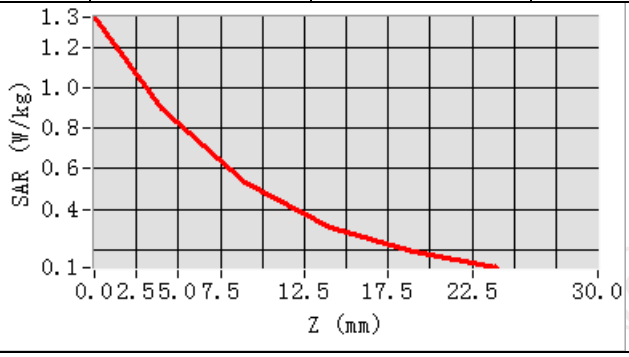

Hot spot position

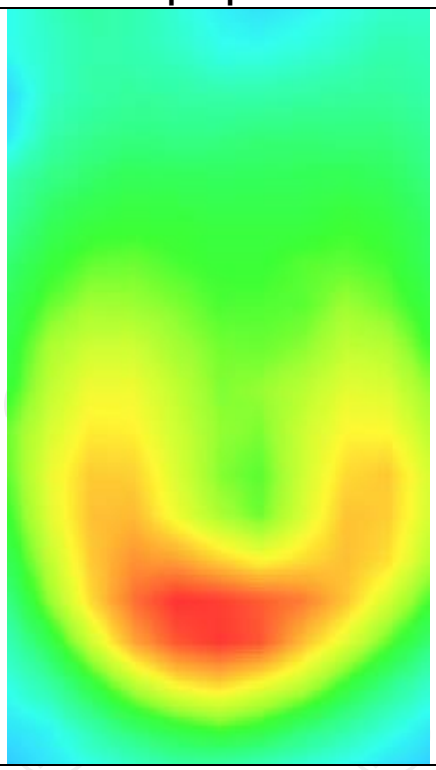

MEASUREMENT 4	
High Band SAR (Channel 810):	Date:12/04/2024
Frequency (MHz)	1909.800000
Relative permittivity (real part)	39.871247
Relative permittivity (imaginary part)	13.379301
Conductivity (S/m)	1.417015
Variation (%)	0.150000
Crest Factor	1.0
Probe Conversion factor	2.23
E-Field Probe:	SSE2 (SN 25/22 EPGO375)
Area Scan	dx=8mm dy=8mm, h= 5.00 mm
ZoomScan	5x5x7,dx=8mm dy=8mm dz=5mm,Complete/ndx=8mm dy=8mm, h= 5.00 mm
Phantom	Validation plane
Device Position	Body back(10mm)
Band	GSM1900(GPRS 4slot hotspot)
SURFACE SAR	**VOLUME SAR**
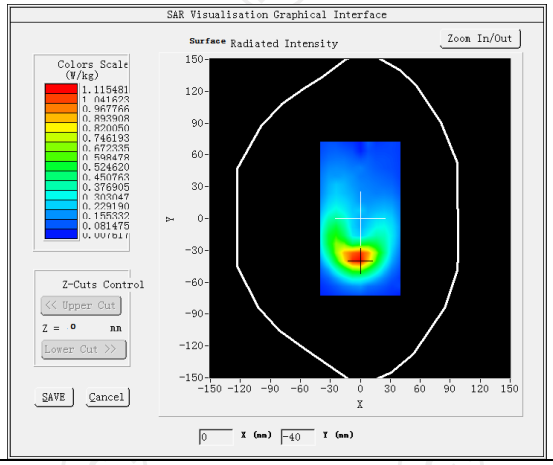	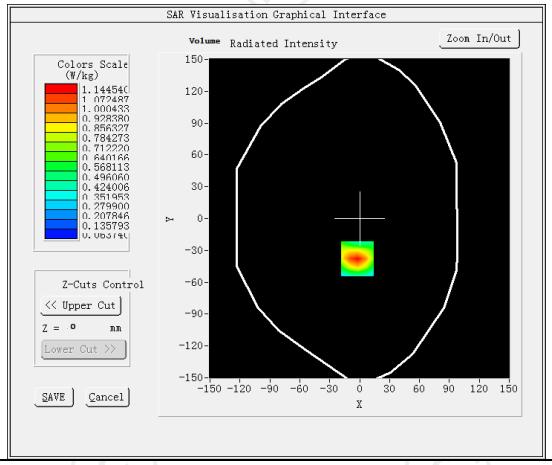
Maximum location: X=-2.00, Y=-38.00 SAR Peak: 1.80 W/kg	
SAR 10g (W/Kg)	0.603157
SAR 1g (W/Kg)	0.954715
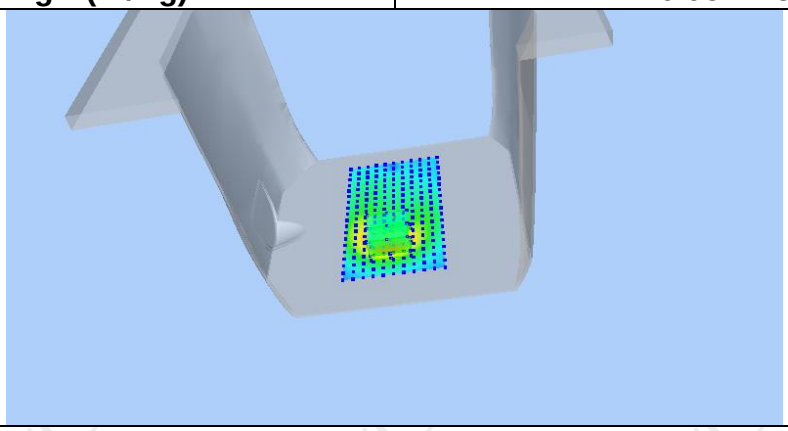	

Z (mm)	0.00	4.00	9.00	14.00	19.00
SAR (W/Kg)	1.7861	1.1015	0.6217	0.3597	0.2111

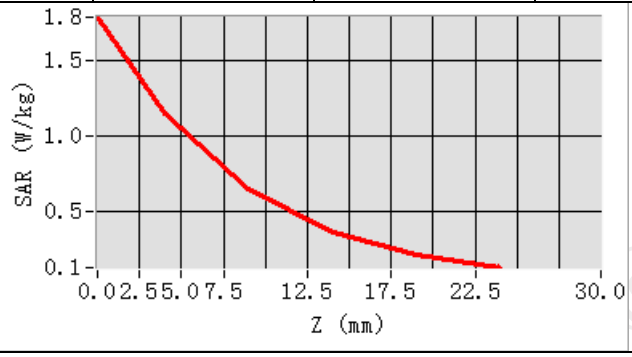

Hot spot position

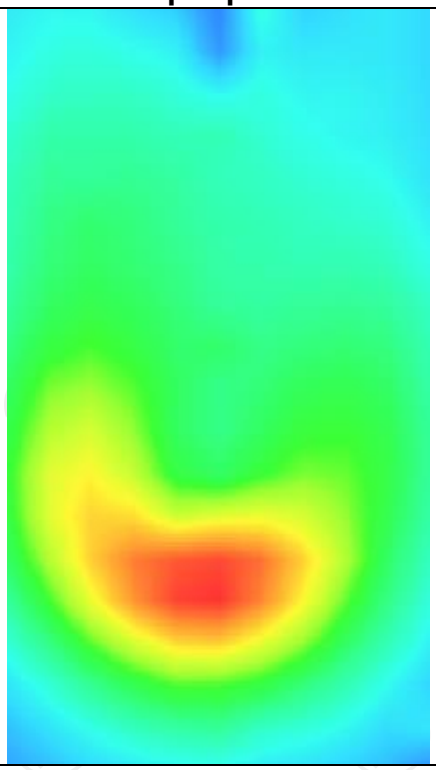

WCDMA Band II

MEASUREMENT 1	
Low Band SAR (Channel 9262):	Date: 12/04/2024
Frequency (MHz)	1852.400000
Relative permittivity (real part)	39.894125
Relative permittivity (imaginary part)	13.718301
Conductivity (S/m)	1.391152
Variation (%)	-0.150000
Crest Factor	1.0
Probe Conversion factor	2.23
E-Field Probe:	SSE2 (SN 25/22 EPGO375)
Area Scan	dx=8mm dy=8mm, h= 5.00 mm
ZoomScan	5x5x7,dx=8mm dy=8mm dz=5mm,Complete/ndx=8mm dy=8mm, h= 5.00 mm
Phantom	Left head
Device Position	Cheek
Band	BAND2_WCDMA1900
SURFACE SAR	**VOLUME SAR**
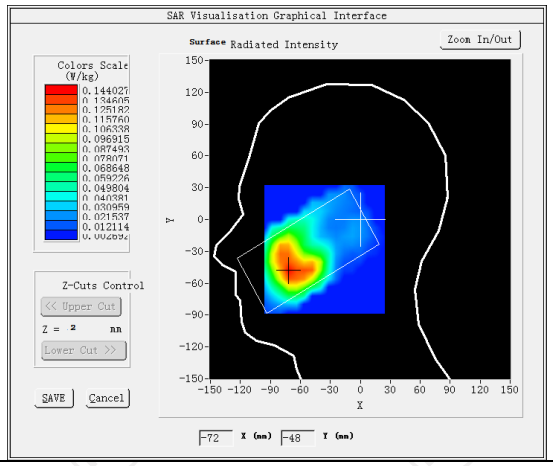	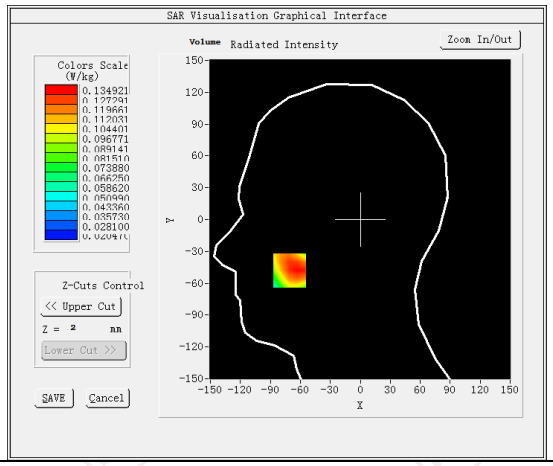
Maximum location: X=-71.00, Y=-48.00 SAR Peak: 0.24 W/kg	
SAR 10g (W/Kg)	0.087451
SAR 1g (W/Kg)	0.134157
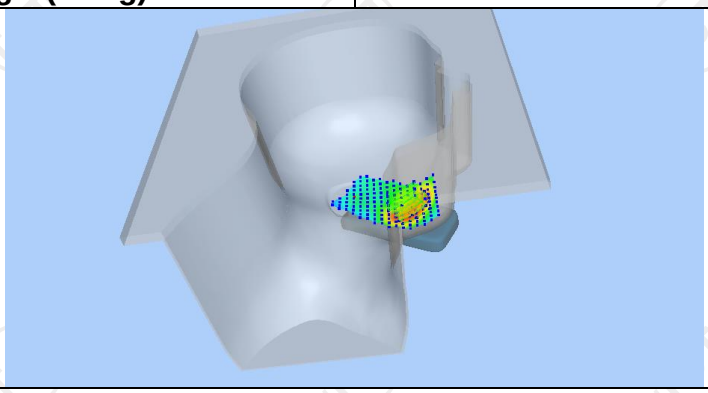	

Z (mm)	0.00	4.00	9.00	14.00	19.00
SAR (W/Kg)	0.2481	0.1353	0.0924	0.0796	0.0571

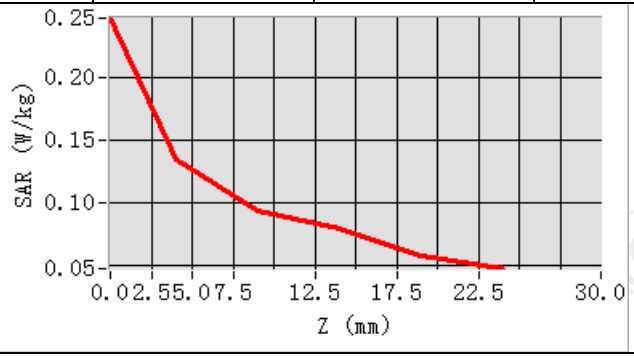

Hot spot position

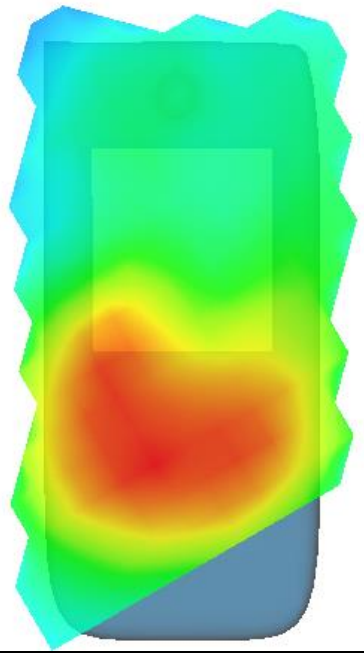

MEASUREMENT 2	
Low Band SAR (Channel 9262):	Date: 12/04/2024
Frequency (MHz)	1852.400000
Relative permittivity (real part)	39.894125
Relative permittivity (imaginary part)	13.718301
Conductivity (S/m)	1.391152
Variation (%)	-1.160000
Crest Factor	1.0
Probe Conversion factor	2.23
E-Field Probe:	SSE2 (SN 25/22 EPGO375)
Area Scan	dx=8mm dy=8mm, h= 5.00 mm
ZoomScan	5x5x7,dx=8mm dy=8mm dz=5mm,Complete/ndx=8mm dy=8mm, h= 5.00 mm
Phantom	Validation plane
Device Position	Body back(10mm)
Band	BAND2_WCDMA1900
SURFACE SAR	**VOLUME SAR**
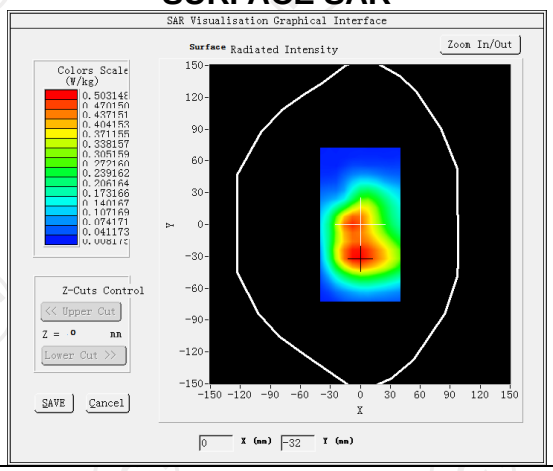	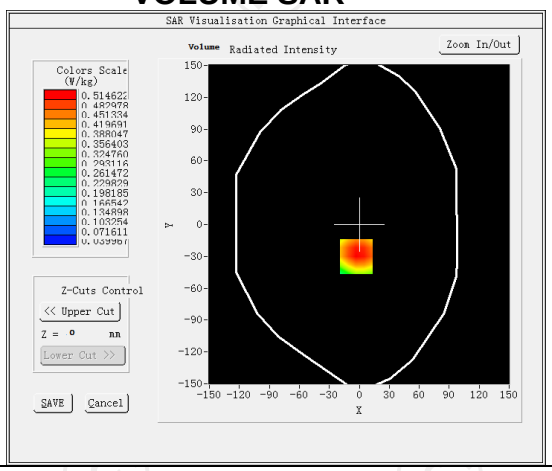
Maximum location: X=-3.00, Y=-30.00 SAR Peak: 0.75 W/kg	
SAR 10g (W/Kg)	0.312574
SAR 1g (W/Kg)	0.501275

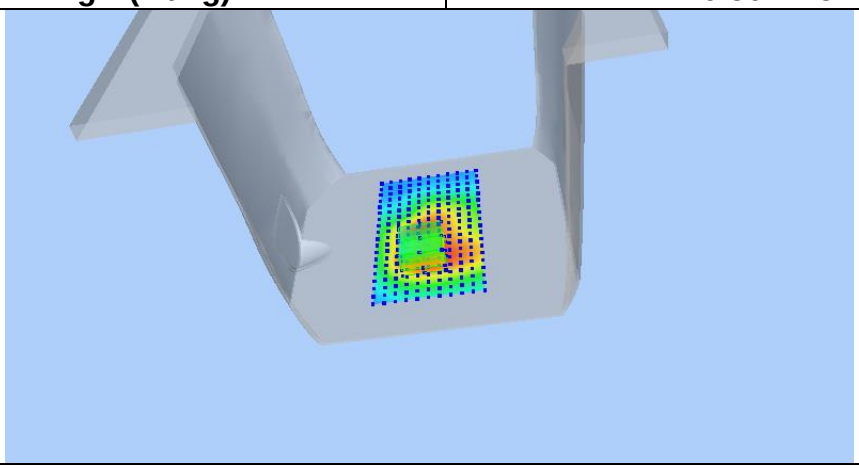

Z (mm)	0.00	4.00	9.00	14.00	19.00
SAR (W/Kg)	0.7411	0.5204	0.3207	0.1993	0.1236

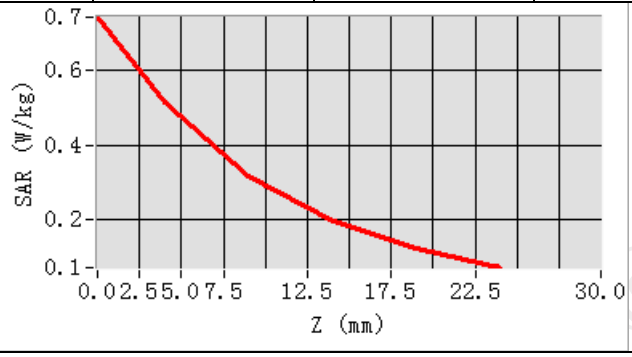

Hot spot position

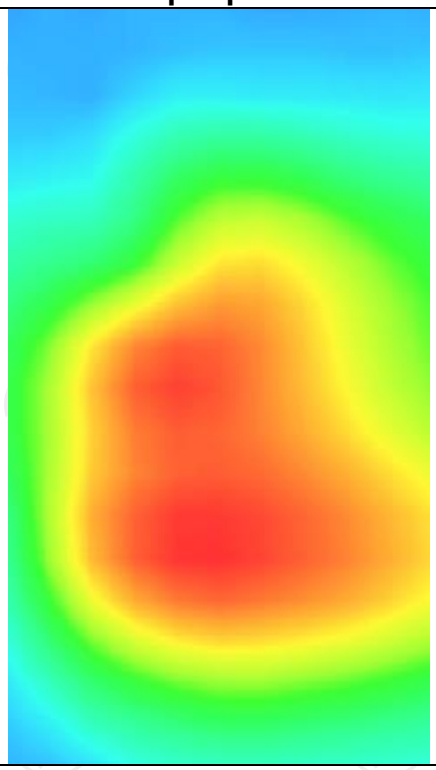

MEASUREMENT 3	
Low Band SAR (Channel 9262):	Date: 12/04/2024
Frequency (MHz)	1852.400000
Relative permittivity (real part)	39.894125
Relative permittivity (imaginary part)	13.718301
Conductivity (S/m)	1.391152
Variation (%)	-2.840000
Crest Factor	1.0
Probe Conversion factor	2.23
E-Field Probe:	SSE2 (SN 25/22 EPGO375)
Area Scan	dx=8mm dy=8mm, h= 5.00 mm
ZoomScan	5x5x7,dx=8mm dy=8mm dz=5mm,Complete/ndx=8mm dy=8mm, h= 5.00 mm
Phantom	Validation plane
Device Position	Body back(10mm)
Band	BAND2_WCDMA1900(hotspot)
SURFACE SAR	**VOLUME SAR**

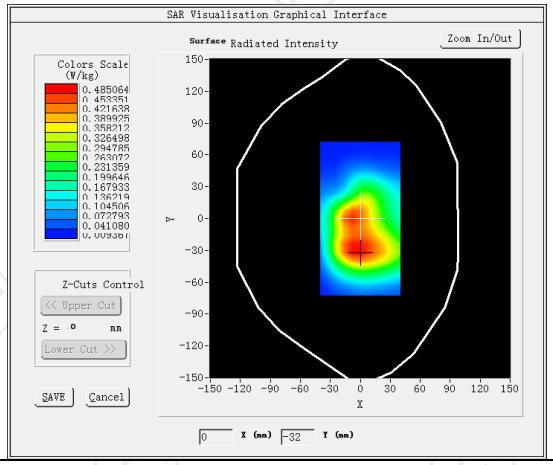

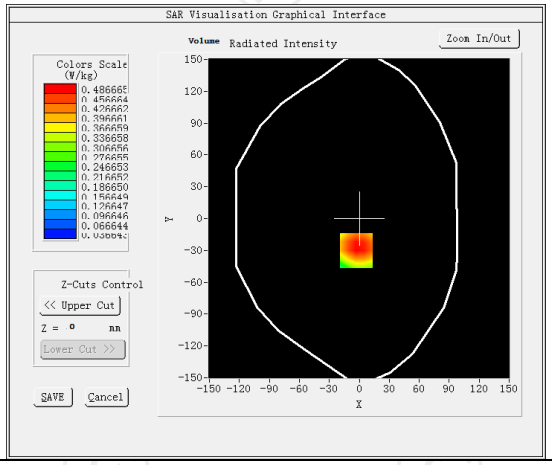

Maximum location: X=-3.00, Y=-30.00 SAR Peak0.71 W/kg	
SAR 10g (W/Kg)	0.274512
SAR 1g (W/Kg)	0.478125

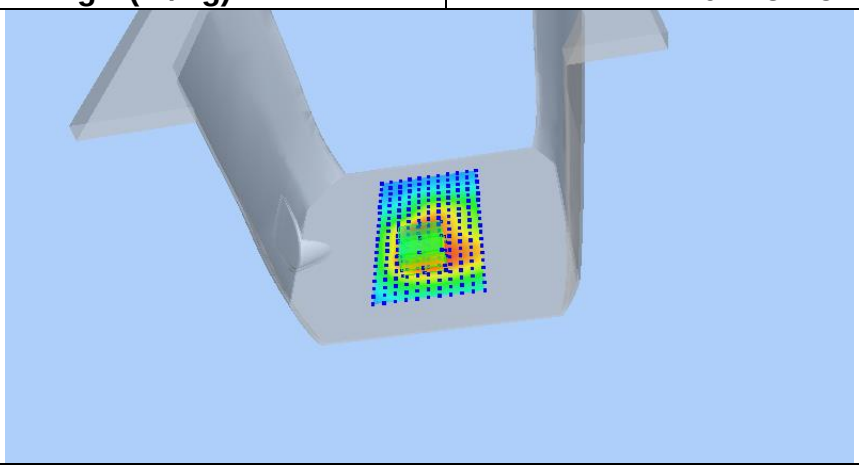

Z (mm)	0.00	4.00	9.00	14.00	19.00
SAR (W/Kg)	0.7036	0.4867	0.3023	0.1879	0.1185

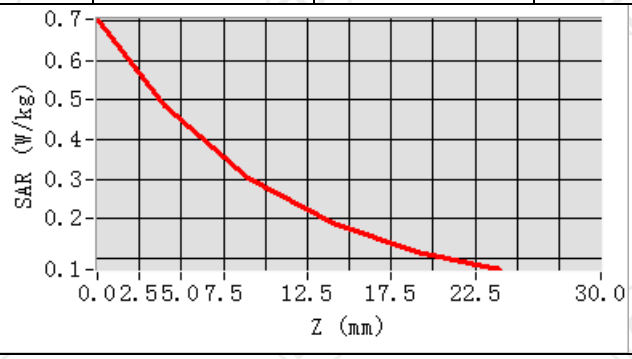

Hot spot position

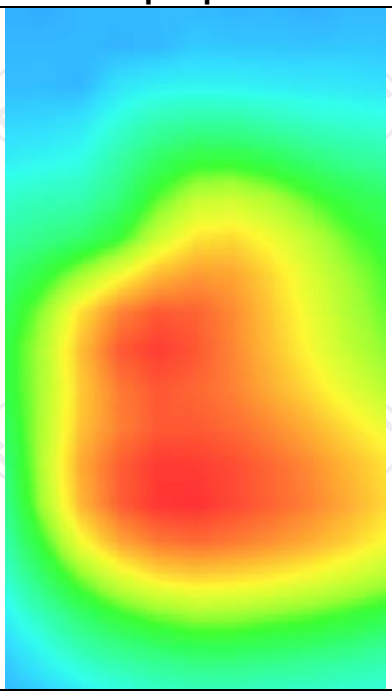

WCDMA Band IV

MEASUREMENT 1	
Low Band SAR (Channel 1312):	Date: 12/03/2024
Frequency (MHz)	1712.400000
Relative permittivity (real part)	40.046247
Relative permittivity (imaginary part)	14.580234
Conductivity (S/m)	1.325017
Variation (%)	-1.890000
Crest Factor	1.0
Probe Conversion factor	2.08
E-Field Probe:	SSE2 (SN 25/22 EPGO375)
Area Scan	dx=8mm dy=8mm, h= 5.00 mm
ZoomScan	5x5x7,dx=8mm dy=8mm dz=5mm,Complete/ndx=8mm dy=8mm, h= 5.00 mm
Phantom	Left head
Device Position	Cheek
Band	BAND4_WCDMA1700
SURFACE SAR	**VOLUME SAR**
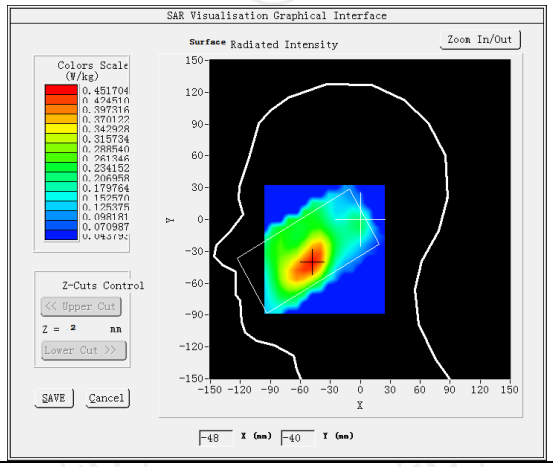	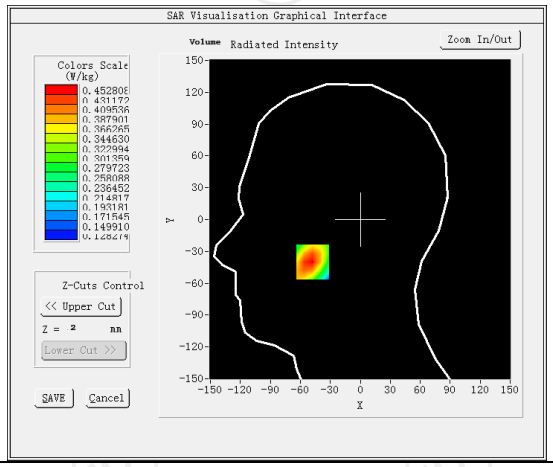
Maximum location: X=-48.00, Y=-40.00 SAR Peak: 0.56 W/kg	
SAR 10g (W/Kg)	0.342175
SAR 1g (W/Kg)	0.447815

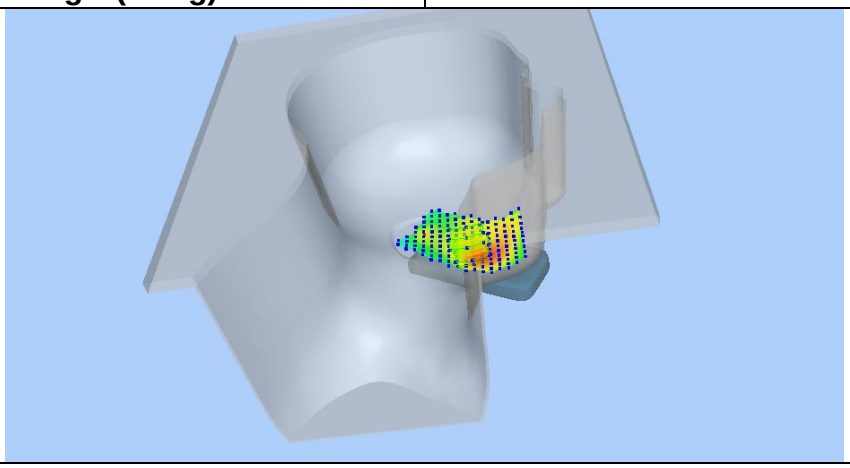

Z (mm)	0.00	4.00	9.00	14.00	19.00
SAR (W/Kg)	0.5562	0.4528	0.3556	0.2881	0.2417

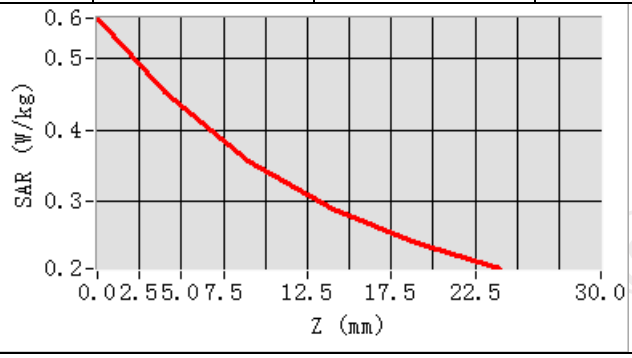

Hot spot position

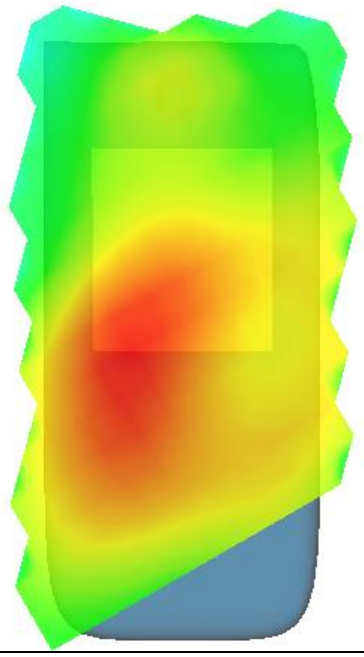

MEASUREMENT 2	
Low Band SAR (Channel 1312):	Date: 12/03/2024
Frequency (MHz)	1712.400000
Relative permittivity (real part)	40.046247
Relative permittivity (imaginary part)	14.580234
Conductivity (S/m)	1.325017
Variation (%)	-1.850000
Crest Factor	1.0
Probe Conversion factor	2.08
E-Field Probe:	SSE2 (SN 25/22 EPGO375)
Area Scan	dx=8mm dy=8mm, h= 5.00 mm
ZoomScan	5x5x7,dx=8mm dy=8mm dz=5mm,Complete/ndx=8mm dy=8mm, h= 5.00 mm
Phantom	Validation plane
Device Position	Body back (10mm)
Band	BAND4_WCDMA1700
SURFACE SAR	**VOLUME SAR**
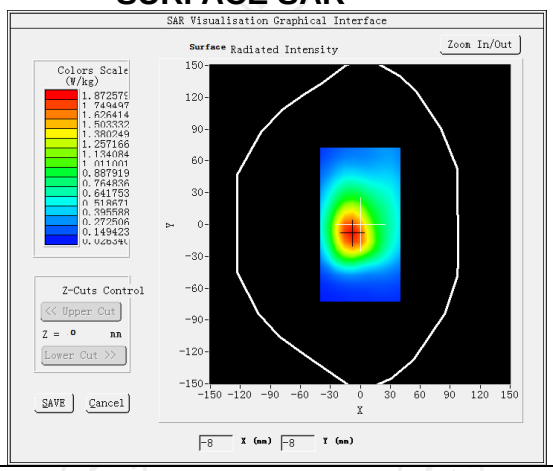	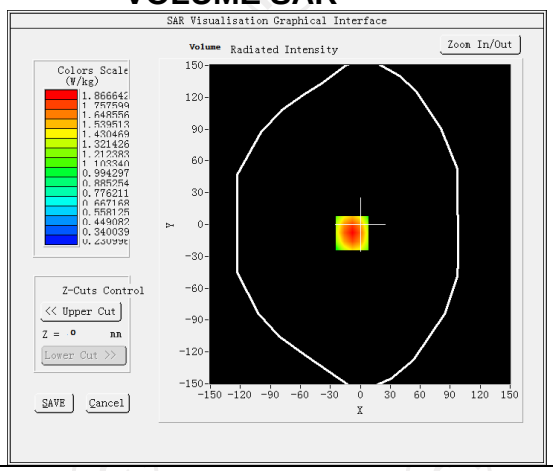
Maximum location: X=-8.00, Y=-8.00 SAR Peak: 1.85 W/kg	
SAR 10g (W/Kg)	0.342154
SAR 1g (W/Kg)	0.875418
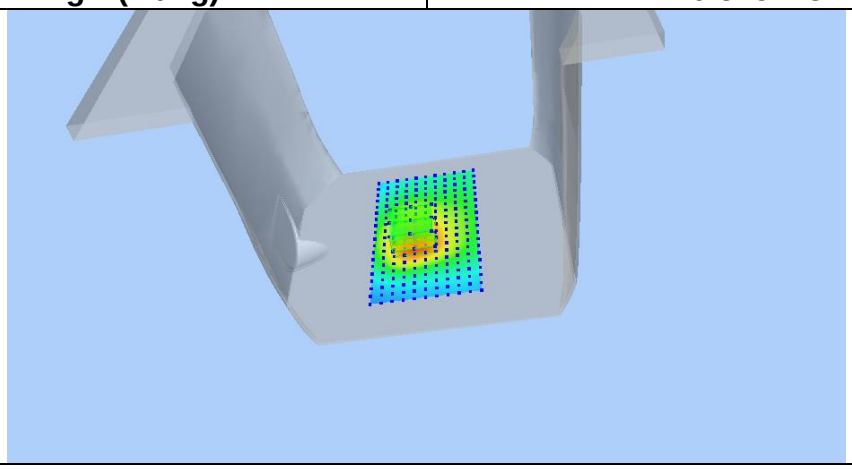	

Z (mm)	0.00	4.00	9.00	14.00	19.00
SAR (W/Kg)	1.8549	0.8887	0.3098	0.1093	0.0586

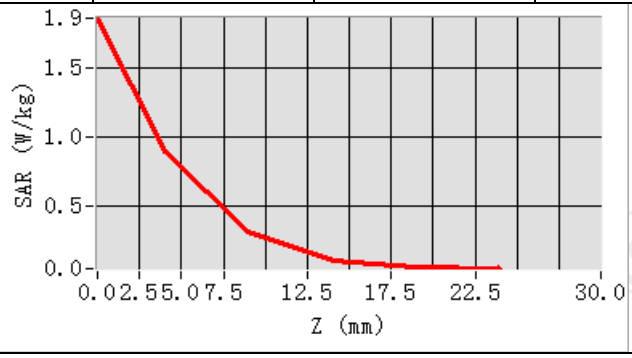

Hot spot position

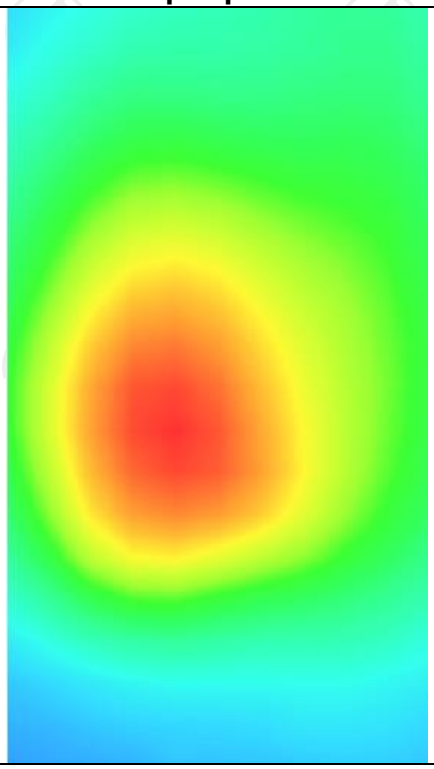

MEASUREMENT 3	
Low Band SAR (Channel 1312):	Date: 12/03/2024
Frequency (MHz)	1712.400000
Relative permittivity (real part)	40.046247
Relative permittivity (imaginary part)	14.580234
Conductivity (S/m)	1.325017
Variation (%)	1.520000
Crest Factor	1.0
Probe Conversion factor	2.08
E-Field Probe:	SSE2 (SN 25/22 EPGO375)
Area Scan	dx=8mm dy=8mm, h= 5.00 mm
ZoomScan	5x5x7,dx=8mm dy=8mm dz=5mm,Complete/ndx=8mm dy=8mm, h= 5.00 mm
Phantom	Validation plane
Device Position	Body back (hotspot 10mm)
Band	BAND4_WCDMA1700
SURFACE SAR	**VOLUME SAR**
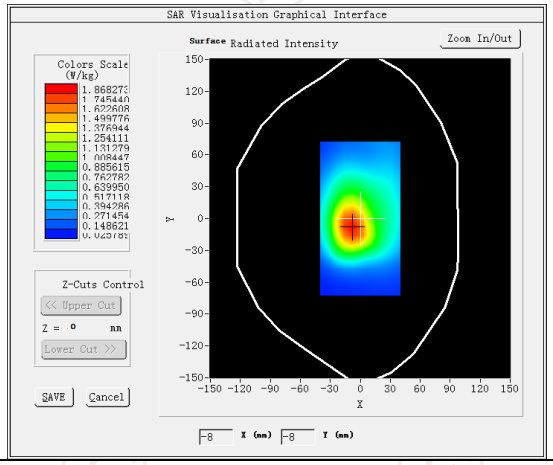	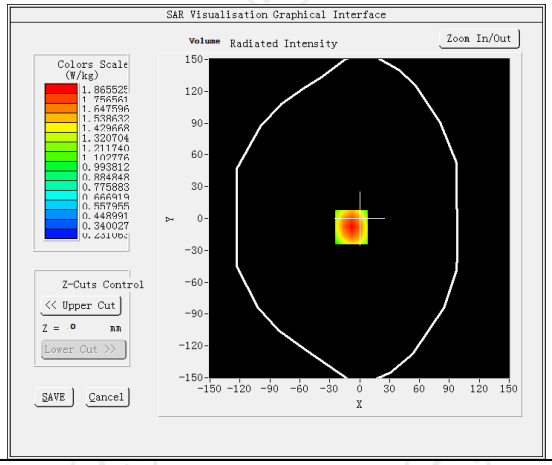
Maximum location: X=-8.00, Y=-8.00 SAR Peak: 1.47 W/kg	
SAR 10g (W/Kg)	0.601475
SAR 1g (W/Kg)	0.974152
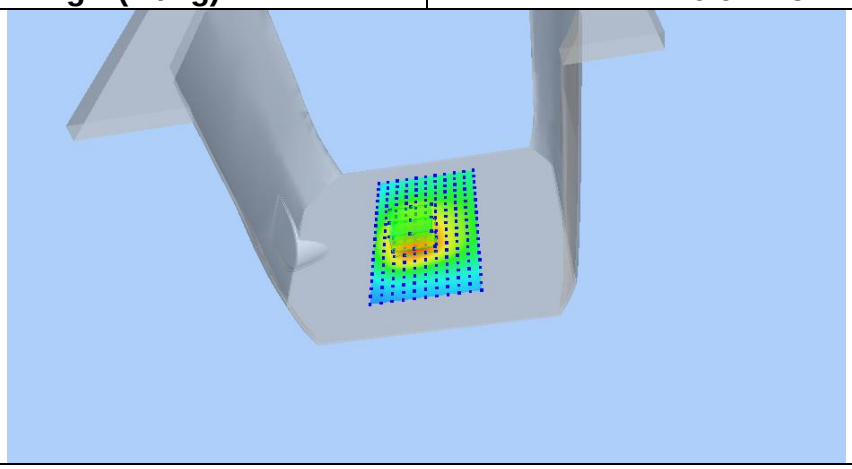	

Z (mm)	0.00	4.00	9.00	14.00	19.00
SAR (W/Kg)	1.4443	1.0014	0.6274	0.3981	0.2605

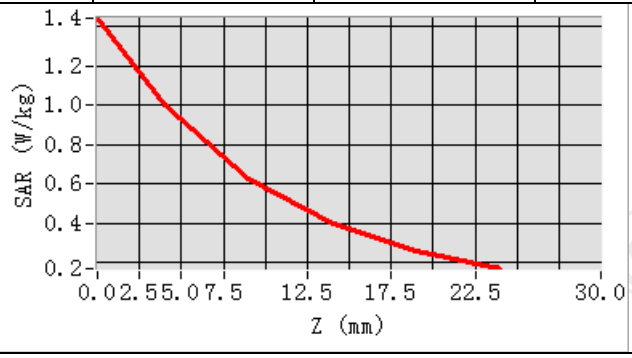

Hot spot position

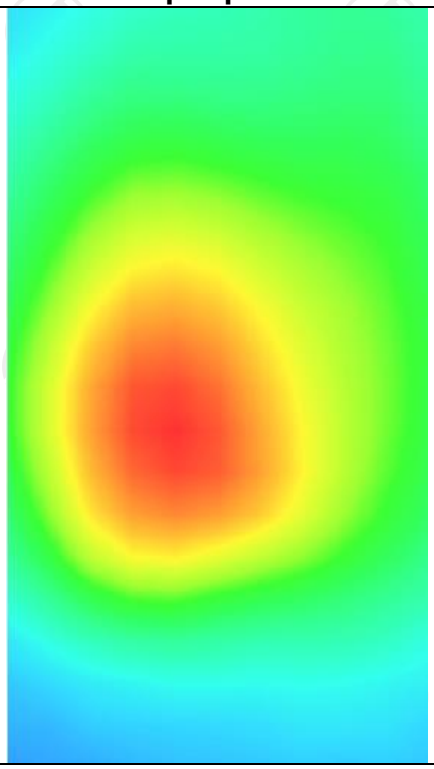

WCDMA Band V

MEASUREMENT 1	
Middle Band SAR (Channel 4182):	Date: 05/09/2024
Frequency (MHz)	836.400000
Relative permittivity (real part)	41.500000
Relative permittivity (imaginary part)	19.400000
Conductivity (S/m)	0.911453
Variation (%)	-0.190000
Crest Factor:	1.0
Probe Conversion factor	1.80
E-Field Probe:	SSE2 (SN 25/22 EPGO375)
Area Scan	dx=8mm dy=8mm, h= 5.00 mm
ZoomScan	5x5x7,dx=8mm dy=8mm dz=5mm,Complete/ndx=8mm dy=8mm, h= 5.00 mm
Phantom	Left head
Device Position	Cheek
Band	BAND5_WCDMA850
SURFACE SAR	**VOLUME SAR**
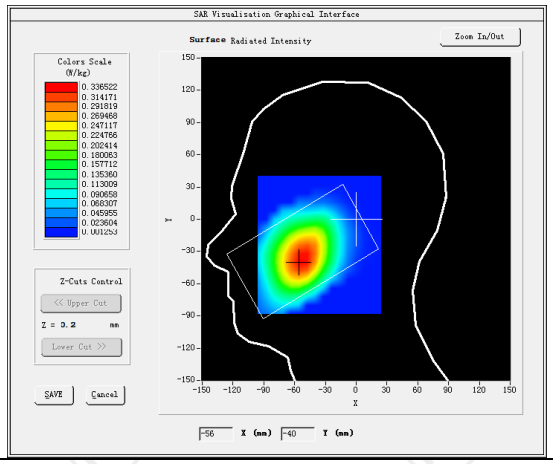	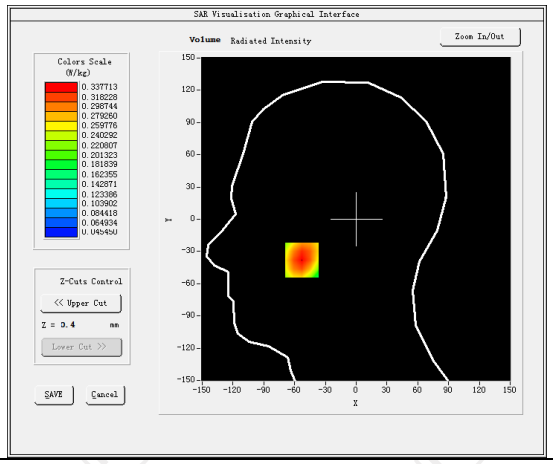
Maximum location: X=-53.00, Y=-38.00 SAR Peak: 0.31 W/kg	
SAR 10g (W/Kg)	0.121593
SAR 1g (W/Kg)	0.194221
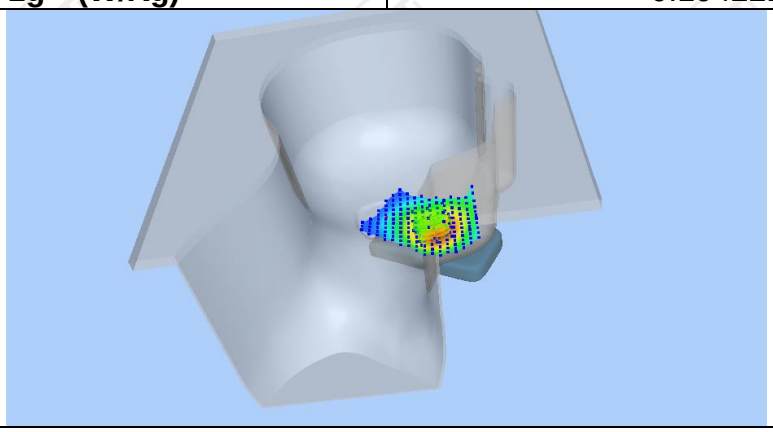	

Z (mm)	0.00	4.00	9.00	14.00	19.00
SAR (W/Kg)	0.2950	0.2071	0.1304	0.0811	0.0500

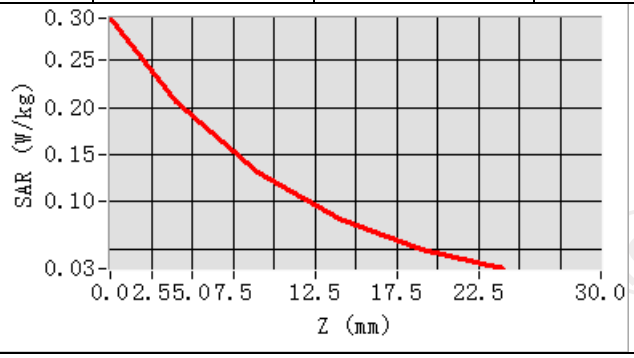

Hot spot position

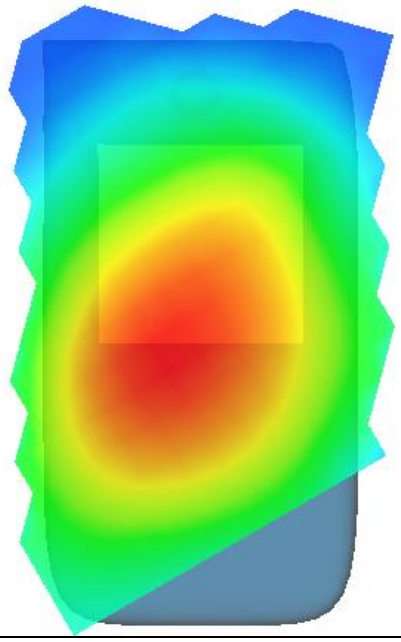

MEASUREMENT 2	
Middle Band SAR (Channel 4182):	Date: 05/09/2024
Frequency (MHz)	836.400000
Relative permittivity (real part)	41.500000
Relative permittivity (imaginary part)	19.400000
Conductivity (S/m)	0.911453
Variation (%)	0.960000
Crest Factor:	1.0
Probe Conversion factor	1.80
E-Field Probe:	SSE2 (SN 25/22 EPGO375)
Area Scan	dx=8mm dy=8mm, h= 5.00 mm
ZoomScan	5x5x7,dx=8mm dy=8mm dz=5mm,Complete/ndx=8mm dy=8mm, h= 5.00 mm
Phantom	Validation plane
Device Position	Body back(10mm)
Band	BAND5_WCDMA850
SURFACE SAR	**VOLUME SAR**
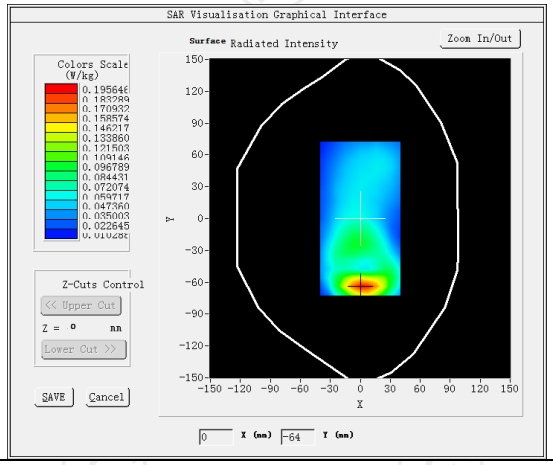	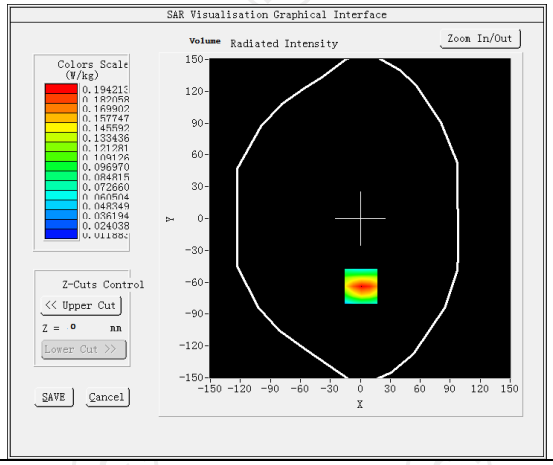
Maximum location: X=1.00, Y=-64.00 SAR Peak: 0.29 W/kg	
SAR 10g (W/Kg)	0.118976
SAR 1g (W/Kg)	0.180872

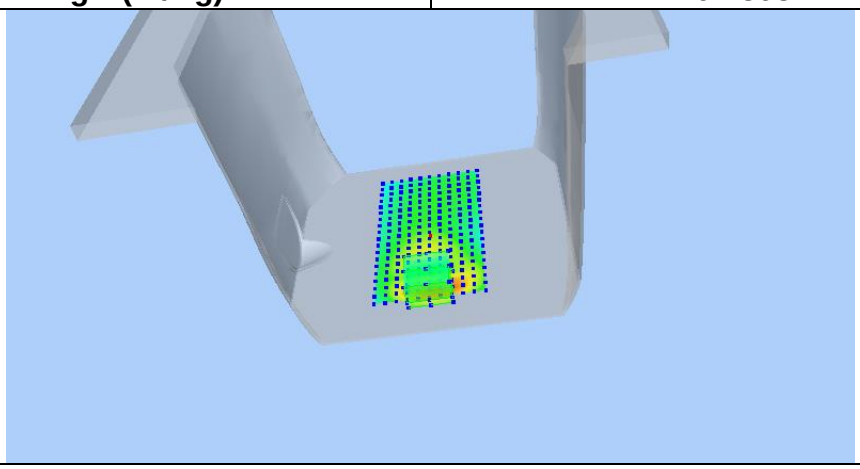

Z (mm)	0.00	4.00	9.00	14.00	19.00
SAR (W/Kg)	0.2851	0.1937	0.1176	0.0710	0.0426

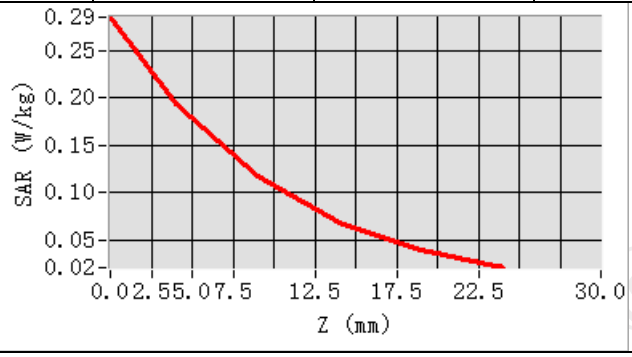

Hot spot position



MEASUREMENT 3	
Middle Band SAR (Channel 4182):	Date: 05/09/2024
Frequency (MHz)	836.400000
Relative permittivity (real part)	41.500000
Relative permittivity (imaginary part)	19.400000
Conductivity (S/m)	0.911453
Variation (%)	-1.860000
Crest Factor:	1.0
Probe Conversion factor	1.80
E-Field Probe:	SSE2 (SN 25/22 EPGO375)
Area Scan	dx=8mm dy=8mm, h= 5.00 mm
ZoomScan	5x5x7,dx=8mm dy=8mm dz=5mm,Complete/ndx=8mm dy=8mm, h= 5.00 mm
Phantom	Validation plane
Device Position	Body back(10mm)
Band	BAND5_WCDMA850(hotspot)
SURFACE SAR	**VOLUME SAR**
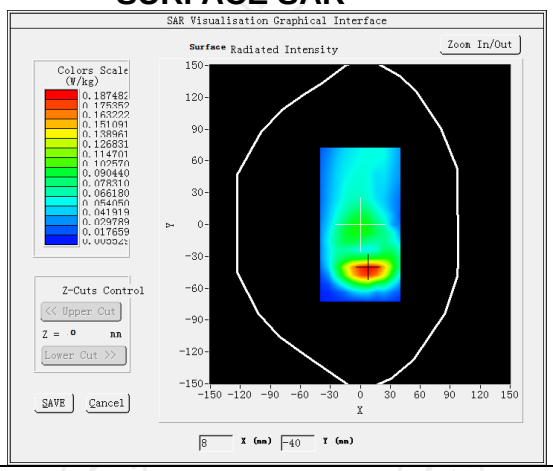	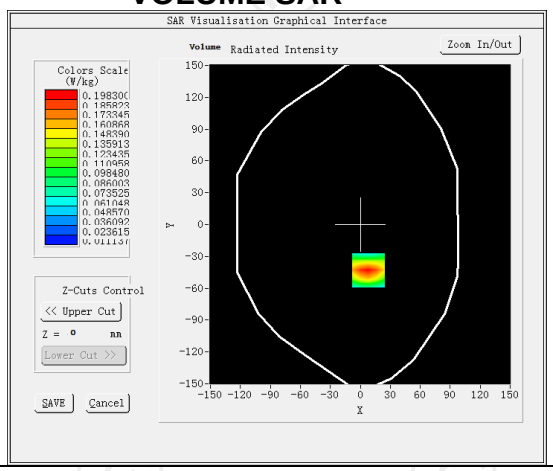
Maximum location: X=8.00, Y=-43.00 SAR Peak: 0.30 W/kg	
SAR 10g (W/Kg)	0.126804
SAR 1g (W/Kg)	0.181157

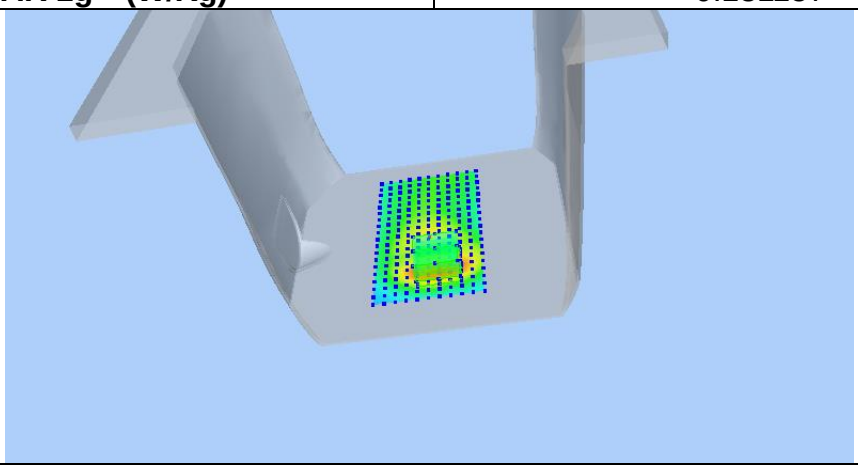

Z (mm)	0.00	4.00	9.00	14.00	19.00
SAR (W/Kg)	0.2970	0.1983	0.1171	0.0691	0.0416

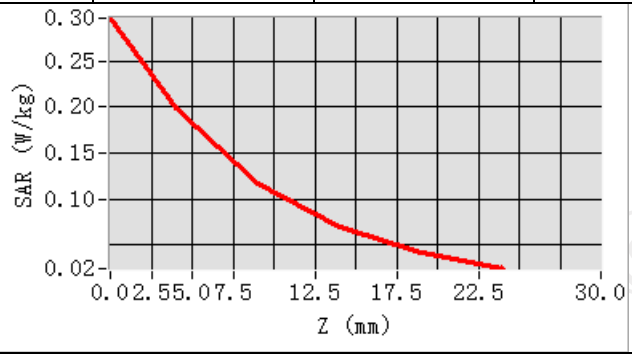

Hot spot position

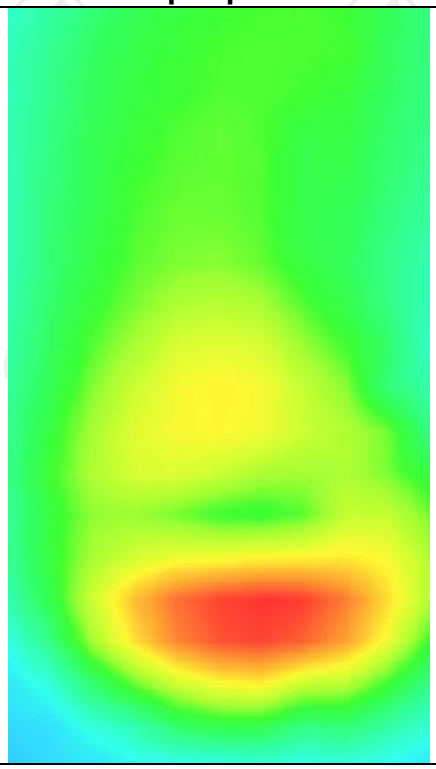

LTE Band 2

MEASUREMENT 1	
Middle Band SAR (Channel 18900):	Date: 12/04/2024
Frequency (MHz)	1880.000000
Relative permittivity (real part)	39.886054
Relative permittivity (imaginary part)	13.522315
Conductivity (S/m)	1.422075
Variation (%)	-1.850000
Crest Factor	1.0
Probe Conversion factor	2.23
E-Field Probe:	SSE2 (SN 25/22 EPGO375)
Area Scan	dx=8mm dy=8mm, h= 5.00 mm
ZoomScan	5x5x7,dx=8mm dy=8mm dz=5mm,Complete/ndx=8mm dy=8mm, h= 5.00 mm
Phantom	Left head
Device Position	Cheek
Band	LTE band 2 (1 RB#49)
SURFACE SAR	**VOLUME SAR**
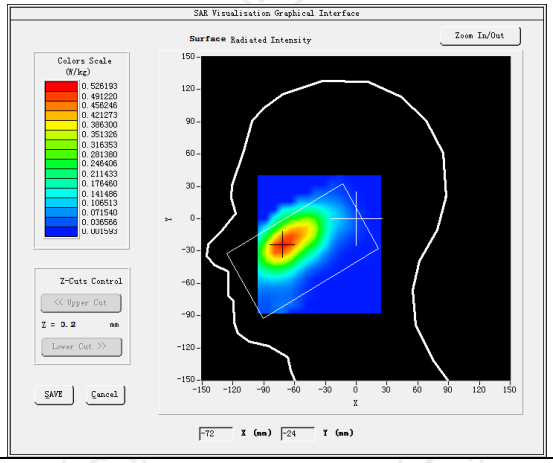	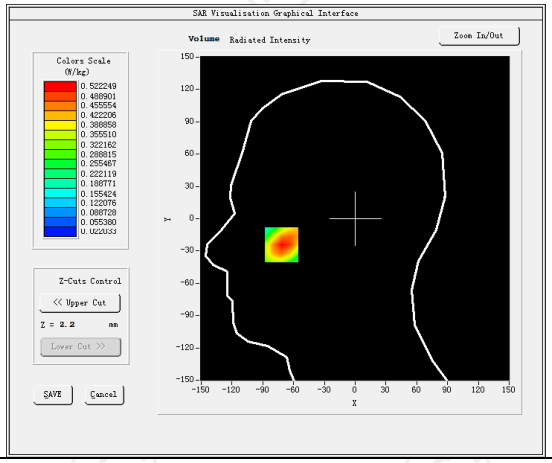
Maximum location: X=-22.00, Y=-21.00 SAR Peak: 0.60 W/kg	
SAR 10g (W/Kg)	0.235741
SAR 1g (W/Kg)	0.407415
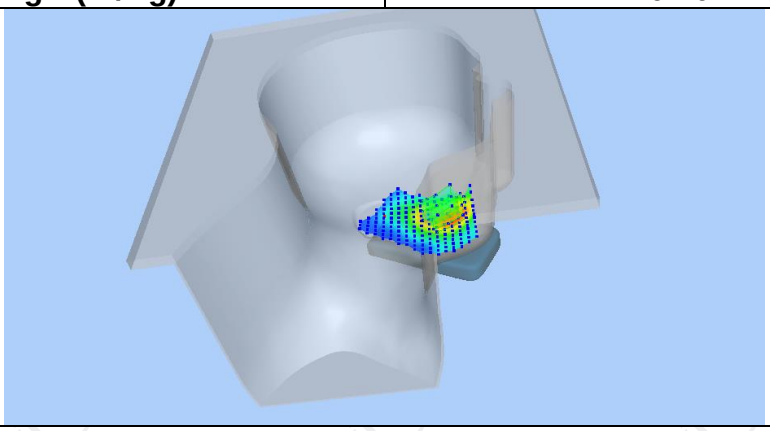	

Z (mm)	0.00	4.00	9.00	14.00	19.00
SAR (W/Kg)	0.6344	0.4151	0.2389	0.1379	0.0823

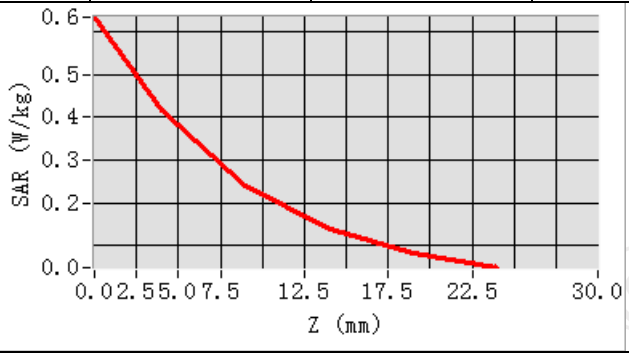

Hot spot position

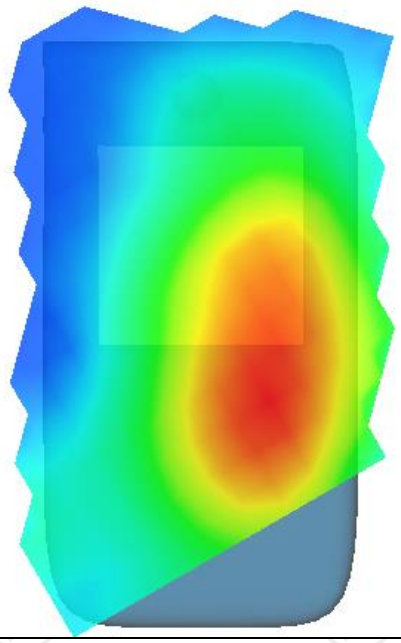

MEASUREMENT 2	
Middle Band SAR (Channel 18900):	Date: 12/04/2024
Frequency (MHz)	1880.000000
Relative permittivity (real part)	39.886054
Relative permittivity (imaginary part)	13.522315
Conductivity (S/m)	1.422075
Variation (%)	-1.560000
Crest Factor	1.0
Probe Conversion factor	2.23
E-Field Probe:	SSE2 (SN 25/22 EPGO375)
Area Scan	dx=8mm dy=8mm, h= 5.00 mm
ZoomScan	5x5x7,dx=8mm dy=8mm dz=5mm,Complete/ndx=8mm dy=8mm, h= 5.00 mm
Phantom	Validation plane
Device Position	Body back(10mm)
Band	LTE band 2 (1 RB#49)
SURFACE SAR	**VOLUME SAR**
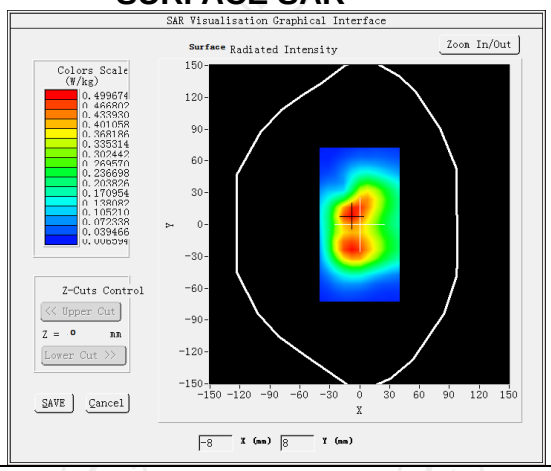	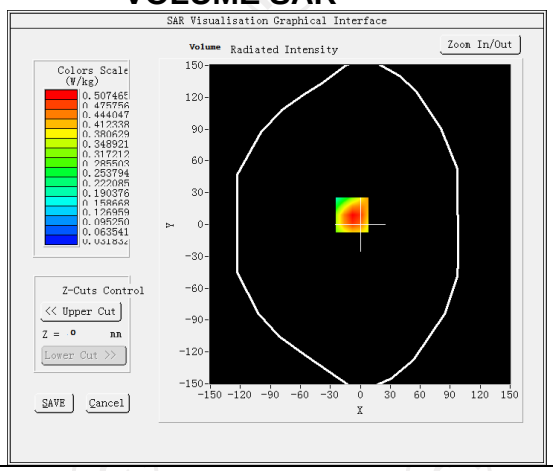
Maximum location: X=-8.00, Y=9.00 SAR Peak: 0.73 W/kg	
SAR 10g (W/Kg)	0.312574
SAR 1g (W/Kg)	0.502147
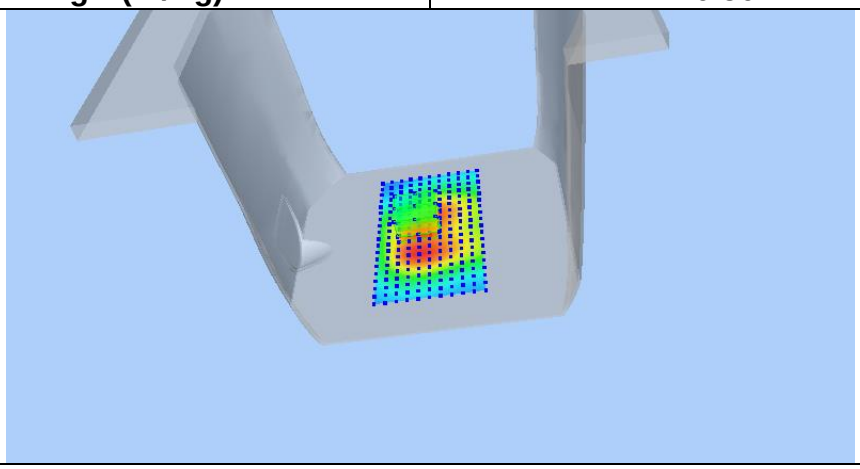	

Z (mm)	0.00	4.00	9.00	14.00	19.00
SAR (W/Kg)	0.7211	0.5075	0.3230	0.2062	0.1336

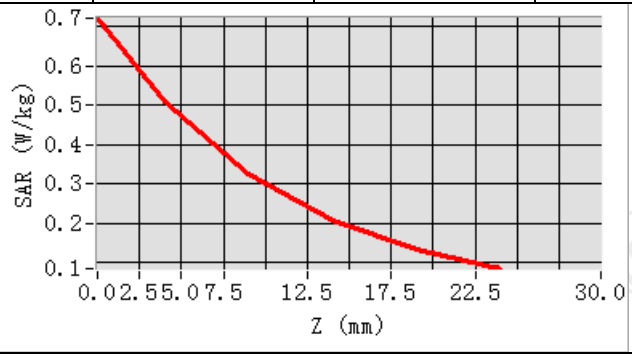

Hot spot position

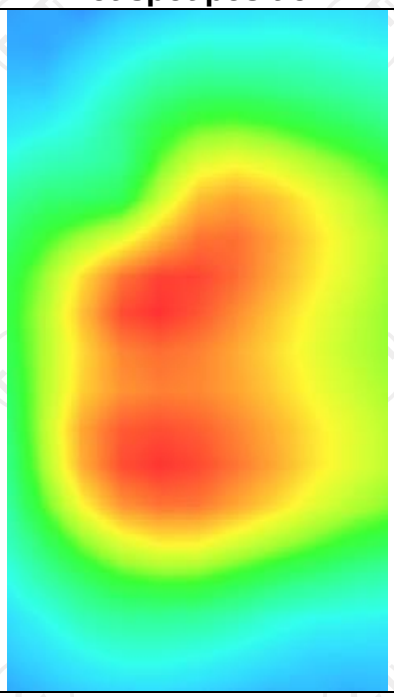

MEASUREMENT 3	
Middle Band SAR (Channel 18900):	Date: 12/04/2024
Frequency (MHz)	1880.000000
Relative permittivity (real part)	39.886054
Relative permittivity (imaginary part)	13.522315
Conductivity (S/m)	1.422075
Variation (%)	-2.840000
Crest Factor	1.0
Probe Conversion factor	2.23
E-Field Probe:	SSE2 (SN 25/22 EPGO375)
Area Scan	dx=8mm dy=8mm, h= 5.00 mm
ZoomScan	5x5x7,dx=8mm dy=8mm dz=5mm,Complete/ndx=8mm dy=8mm, h= 5.00 mm
Phantom	Validation plane
Device Position	Body back(hotspot 10mm)
Band	LTE band 2 (1 RB#49)
SURFACE SAR	**VOLUME SAR**
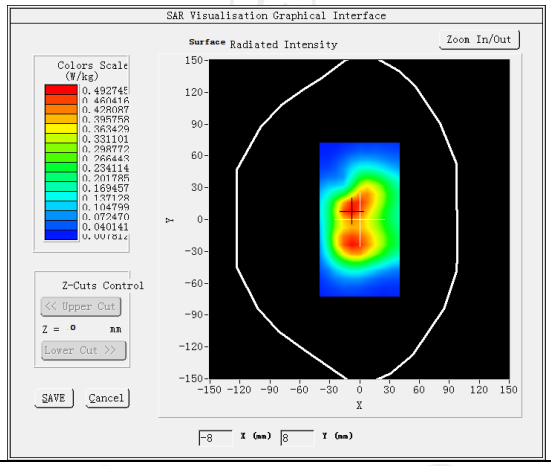	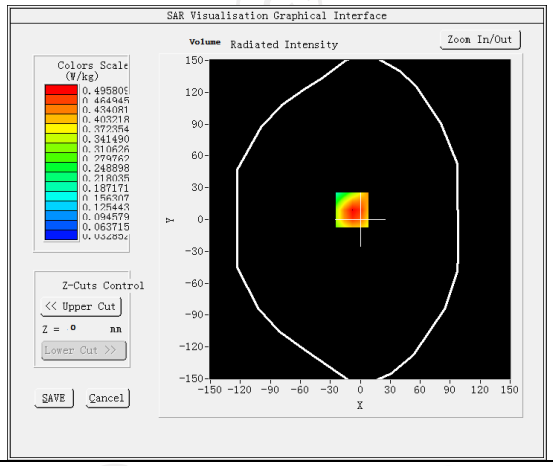
Maximum location: X=-8.00, Y=9.00 SAR Peak: 0.71 W/kg	
SAR 10g (W/Kg)	0.307845
SAR 1g (W/Kg)	0.512478

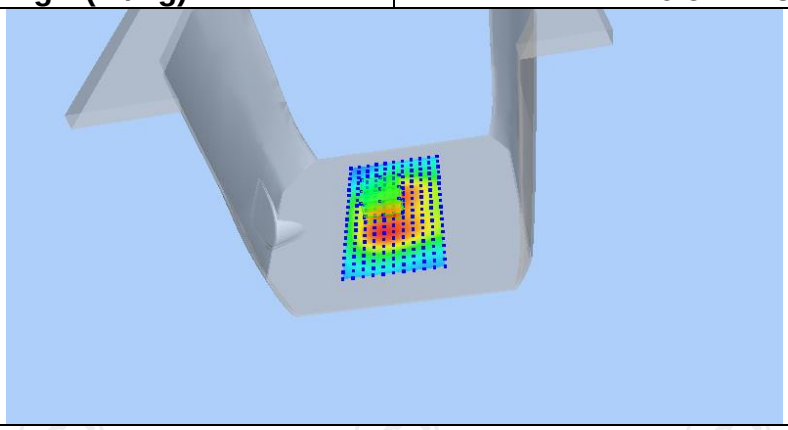

Z (mm)	0.00	4.00	9.00	14.00	19.00
SAR (W/Kg)	0.7016	0.4958	0.3172	0.2033	0.1318

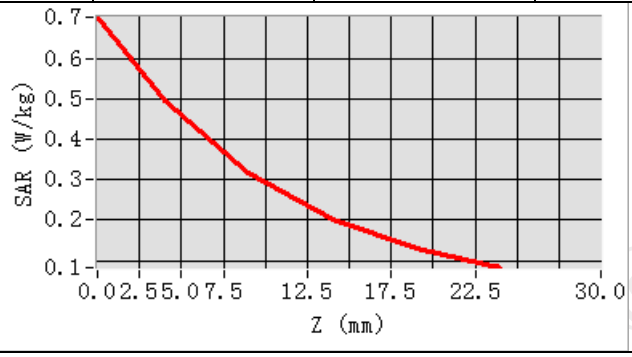

Hot spot position

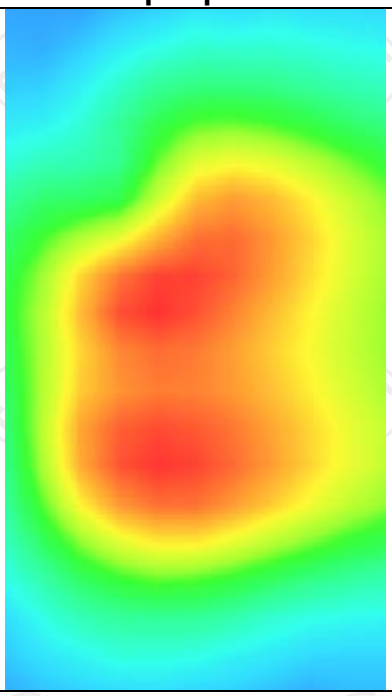

LTE Band 4

MEASUREMENT 1	
Middle Band SAR (Channel 20175):	Date: 12/03/2024
Frequency (MHz)	1732.500000
Relative permittivity (real part)	40.015157
Relative permittivity (imaginary part)	14.468421
Conductivity (S/m)	1.335357
Variation (%)	-1.160000
Crest Factor	1.0
Probe Conversion factor	2.08
E-Field Probe:	SSE2 (SN 25/22 EPGO375)
Area Scan	dx=8mm dy=8mm, h= 5.00 mm
ZoomScan	5x5x7,dx=8mm dy=8mm dz=5mm,Complete/ndx=8mm dy=8mm, h= 5.00 mm
Phantom	Left head
Device Position	Cheek
Band	LTE band 4(1 RB#0)
SURFACE SAR	**VOLUME SAR**
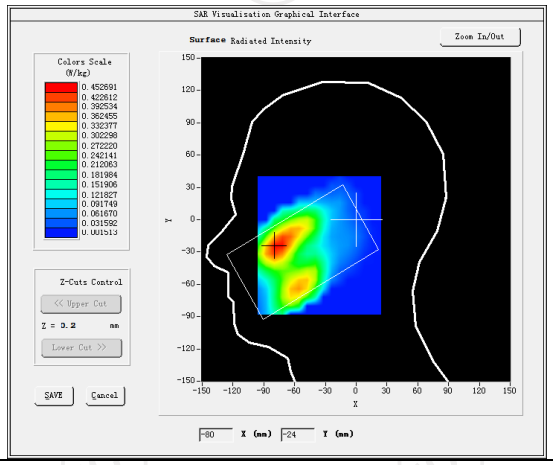	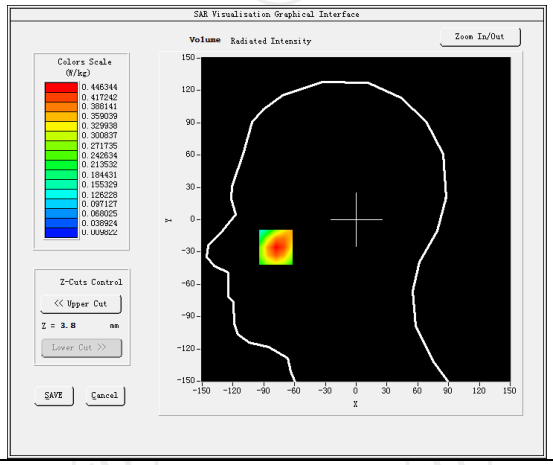
Maximum location: X=-67.00, Y=-15.00 SAR Peak: 0.57 W/kg	
SAR 10g (W/Kg)	0.261278
SAR 1g (W/Kg)	0.401547
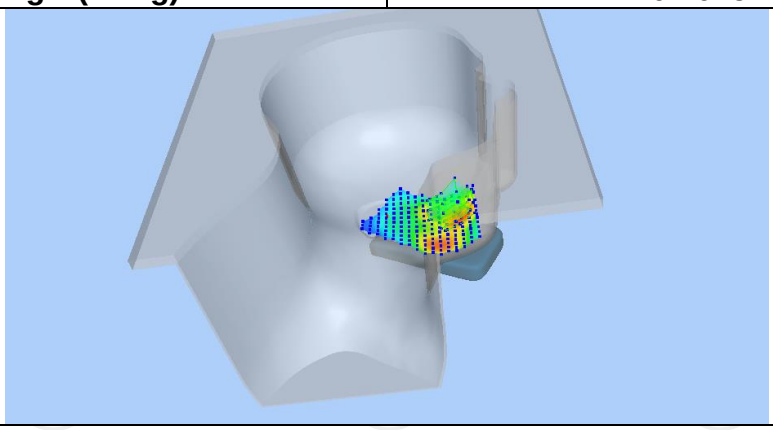	

Z (mm)	0.00	4.00	9.00	14.00	19.00
SAR (W/Kg)	0.5654	0.4196	0.2863	0.1949	0.1329

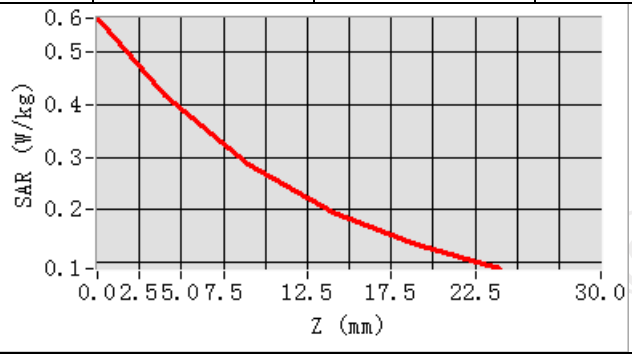

Hot spot position

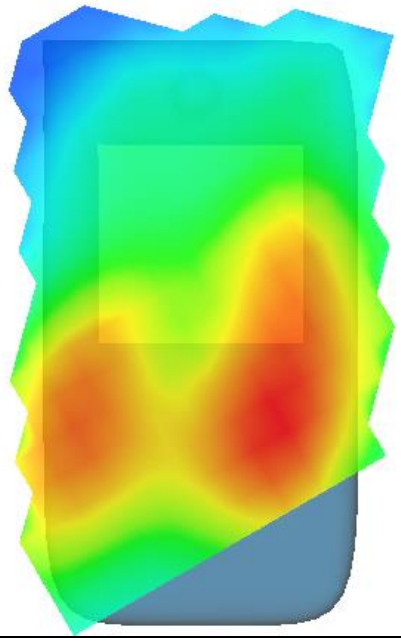

MEASUREMENT 2	
Middle Band SAR (Channel 20175):	Date: 12/03/2024
Frequency (MHz)	1732.500000
Relative permittivity (real part)	40.015157
Relative permittivity (imaginary part)	14.468421
Conductivity (S/m)	1.335357
Variation (%)	-2.020000
Crest Factor	1.0
Probe Conversion factor	2.08
E-Field Probe:	SSE2 (SN 25/22 EPGO375)
Area Scan	dx=8mm dy=8mm, h= 5.00 mm
ZoomScan	5x5x7,dx=8mm dy=8mm dz=5mm,Complete/ndx=8mm dy=8mm, h= 5.00 mm
Phantom	Validation plane
Device Position	Body back(10mm)
Band	LTE band 4(1 RB#0)
SURFACE SAR	**VOLUME SAR**
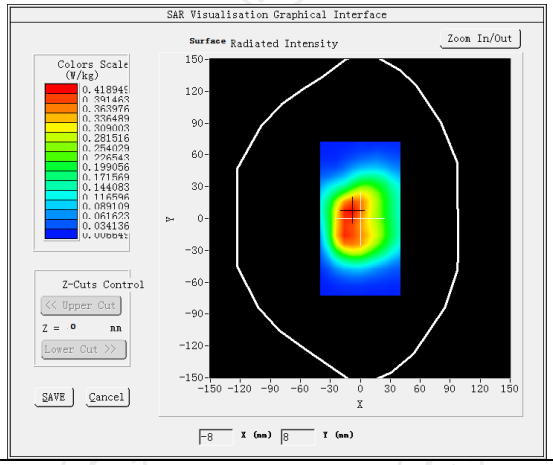	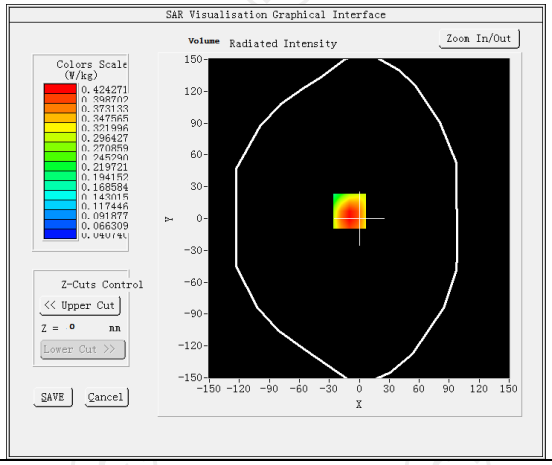
Maximum location: X=-10.00, Y=7.00 SAR Peak: 0.83 W/kg	
SAR 10g (W/Kg)	0.221574
SAR 1g (W/Kg)	0.421574
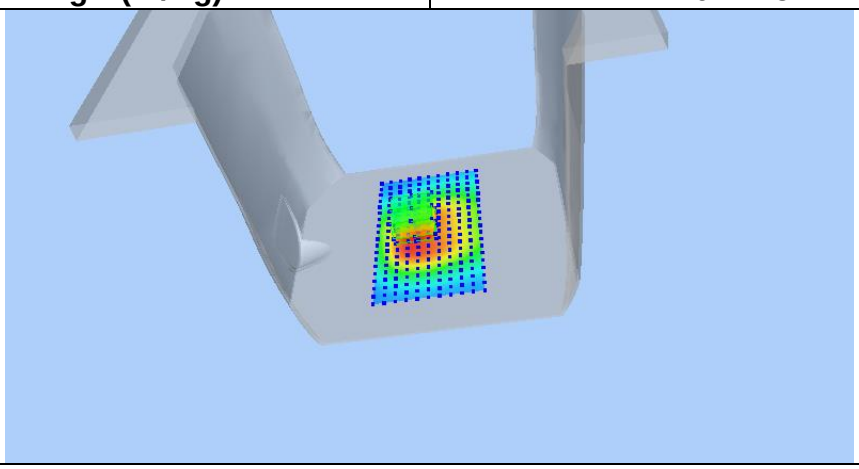	

Z (mm)	0.00	4.00	9.00	14.00	19.00
SAR (W/Kg)	0.8348	0.4243	0.2386	0.1714	0.1047

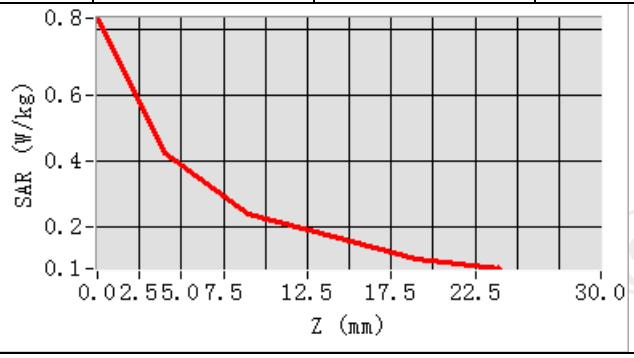

Hot spot position

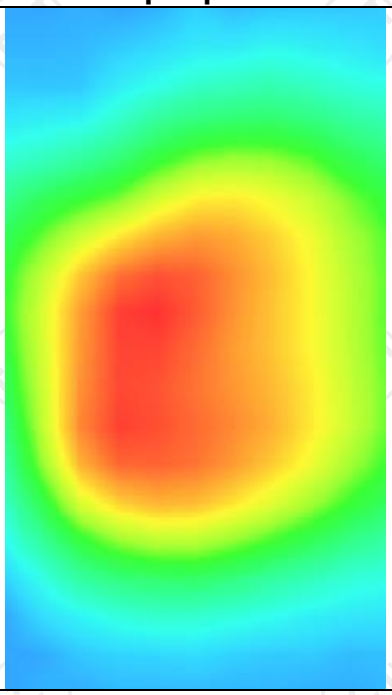

MEASUREMENT 3	
Middle Band SAR (Channel 20175):	Date: 12/03/2024
Frequency (MHz)	1732.500000
Relative permittivity (real part)	40.015157
Relative permittivity (imaginary part)	14.468421
Conductivity (S/m)	1.335357
Variation (%)	0.690000
Crest Factor	1.0
Probe Conversion factor	2.08
E-Field Probe:	SSE2 (SN 25/22 EPGO375)
Area Scan	dx=8mm dy=8mm, h= 5.00 mm
ZoomScan	5x5x7,dx=8mm dy=8mm dz=5mm,Complete/ndx=8mm dy=8mm, h= 5.00 mm
Phantom	Validation plane
Device Position	Body back(hotspot 10mm)
Band	LTE band 4(1 RB#0)
SURFACE SAR	**VOLUME SAR**
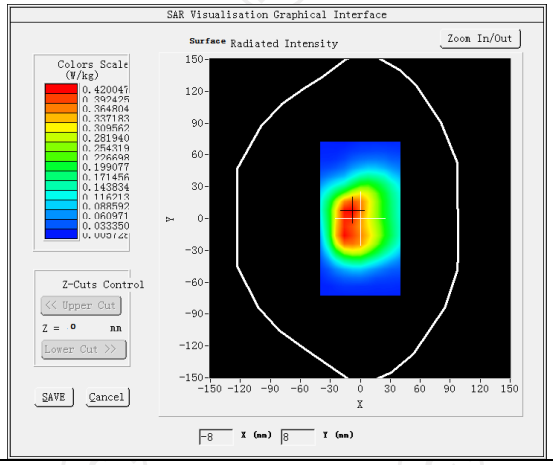	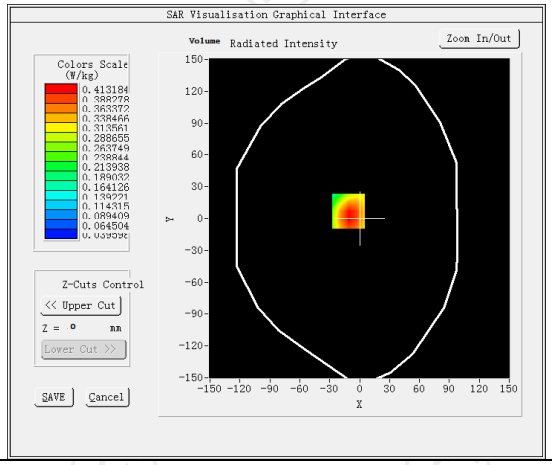
Maximum location: X=-11.00, Y=7.00 SAR Peak: 0.59 W/kg	
SAR 10g (W/Kg)	0.225471
SAR 1g (W/Kg)	0.412574
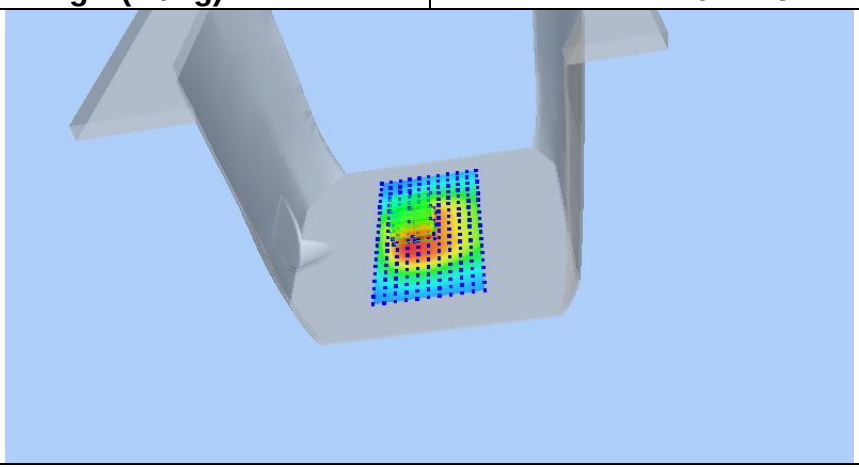	

Z (mm)	0.00	4.00	9.00	14.00	19.00
SAR (W/Kg)	0.8360	0.4132	0.2322	0.1706	0.1030

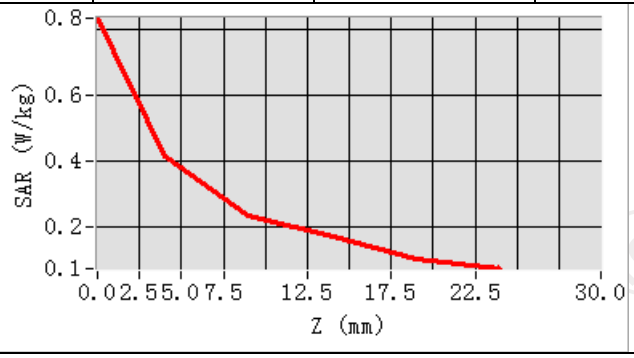

Hot spot position

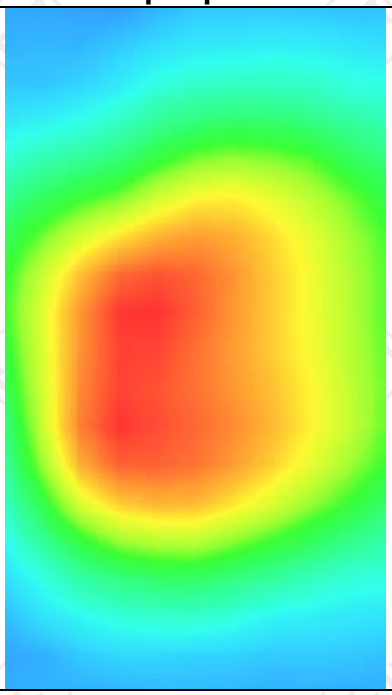

LTE Band 5

MEASUREMENT 1	
Low Band SAR (Channel 20450):	Date: 11/29/2024
Frequency (MHz)	829.000000
Relative permittivity (real part)	41.438378
Relative permittivity (imaginary part)	19.629125
Conductivity (S/m)	0.869257
Variation (%)	-1.900000
Crest Factor	1.0
Probe Conversion factor	1.80
E-Field Probe:	SSE2 (SN 25/22 EPGO375)
Area Scan	dx=8mm dy=8mm, h= 5.00 mm
ZoomScan	5x5x7,dx=8mm dy=8mm dz=5mm,Complete/ndx=8mm dy=8mm, h= 5.00 mm
Phantom	Left head
Device Position	Cheek
Band	LTE band 5(1 RB#0)
SURFACE SAR	**VOLUME SAR**
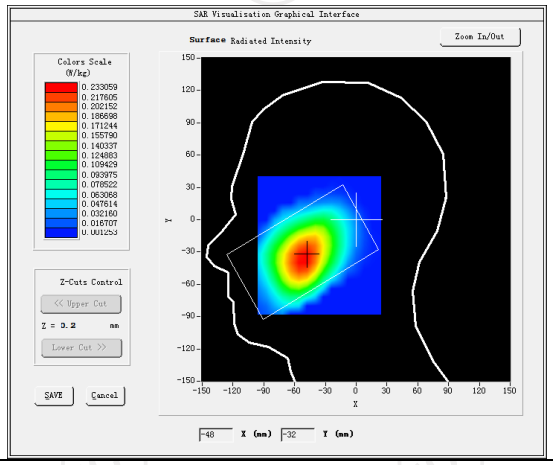	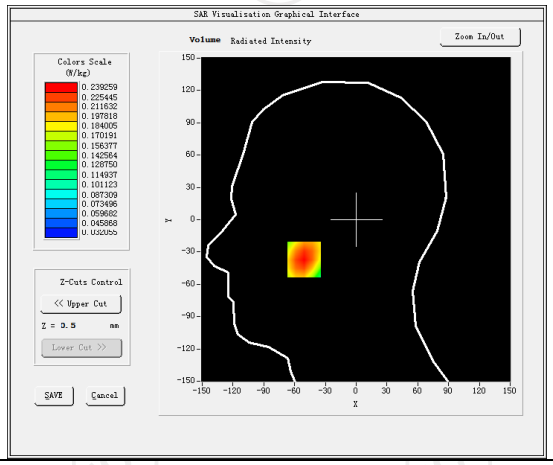
Maximum location: X=-51.00, Y=-37.00 SAR Peak: 0.25 W/kg	
SAR 10g (W/Kg)	0.089541
SAR 1g (W/Kg)	0.162157
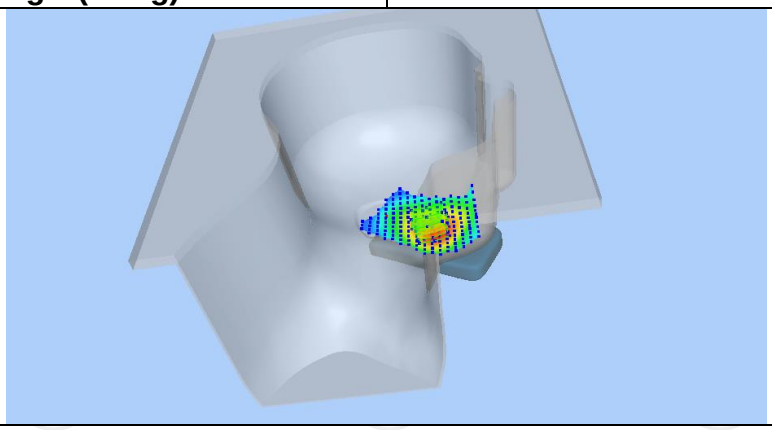	

Z (mm)	0.00	4.00	9.00	14.00	19.00
SAR (W/Kg)	0.2457	0.1588	0.0896	0.0506	0.0294

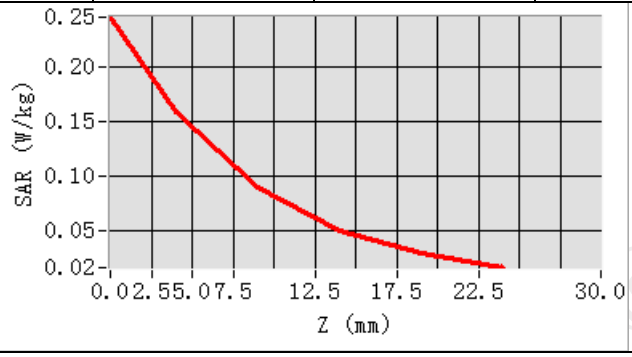

Hot spot position

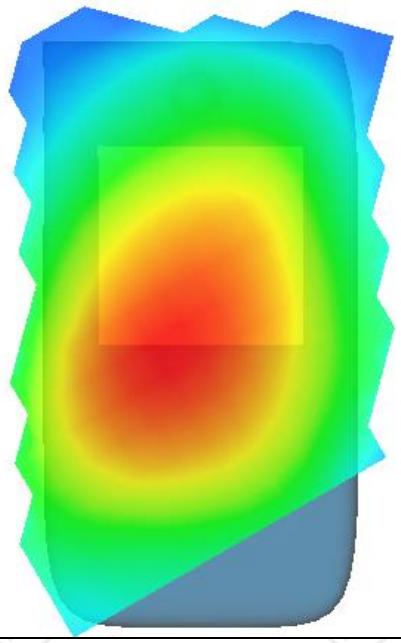

MEASUREMENT 2	
Low Band SAR (Channel 20450):	Date: 11/29/2024
Frequency (MHz)	829.000000
Relative permittivity (real part)	41.438378
Relative permittivity (imaginary part)	19.629125
Conductivity (S/m)	0.869257
Variation (%)	0.120000
Crest Factor	1.0
Probe Conversion factor	1.80
E-Field Probe:	SSE2 (SN 25/22 EPGO375)
Area Scan	dx=8mm dy=8mm, h= 5.00 mm
ZoomScan	5x5x7,dx=8mm dy=8mm dz=5mm,Complete/ndx=8mm dy=8mm, h= 5.00 mm
Phantom	Validation plane
Device Position	Body back(10mm)
Band	LTE band 5(1 RB#0)
SURFACE SAR	**VOLUME SAR**
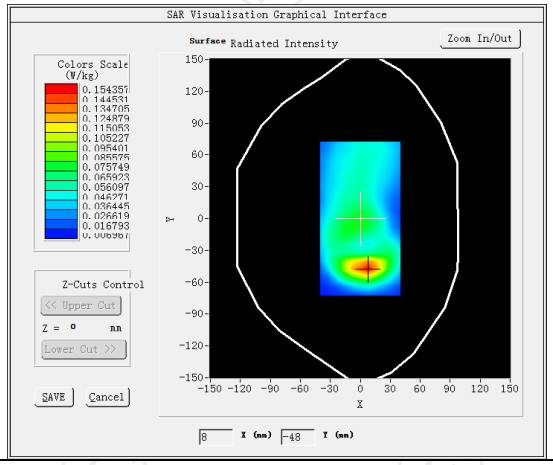	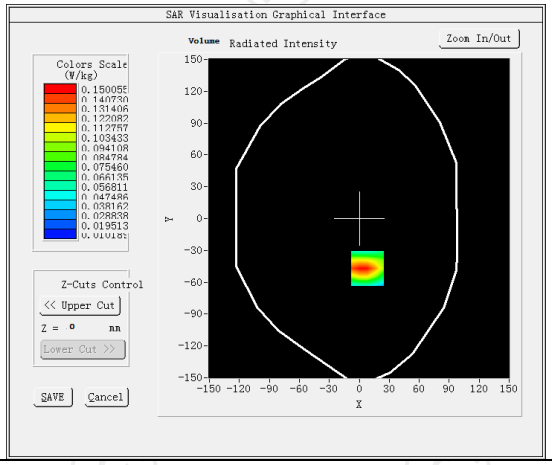
Maximum location: X=8.00, Y=-47.00 SAR Peak: 0.34 W/kg	
SAR 10g (W/Kg)	0.068501
SAR 1g (W/Kg)	0.151247

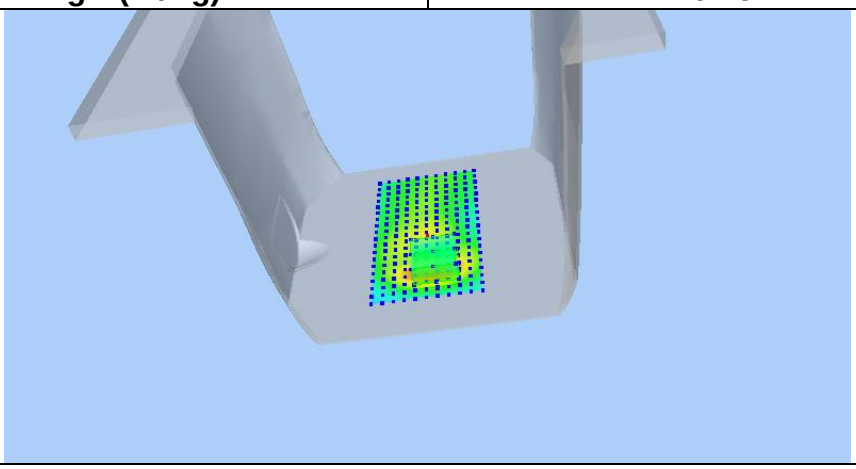

Z (mm)	0.00	4.00	9.00	14.00	19.00
SAR (W/Kg)	0.3494	0.1501	0.0758	0.0560	0.0275

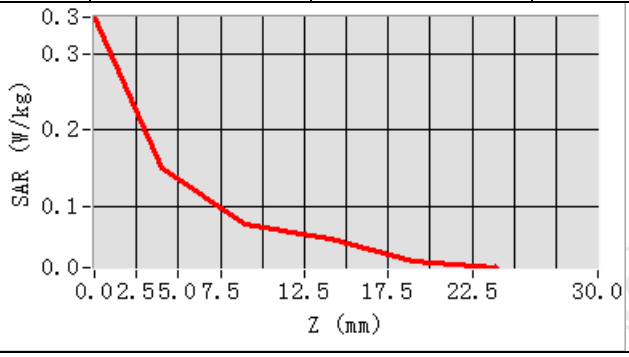

Hot spot position

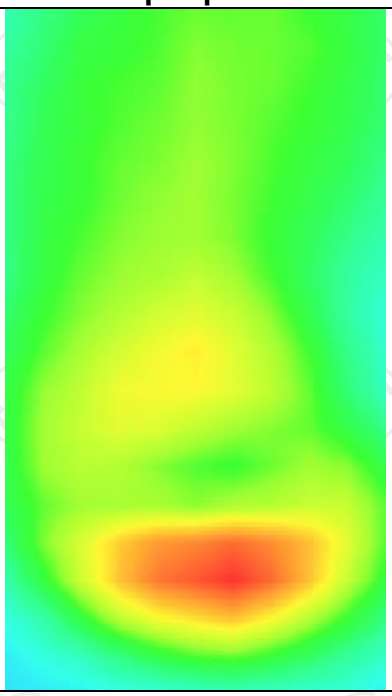

MEASUREMENT 3	
Low Band SAR (Channel 20450):	Date: 11/29/2024
Frequency (MHz)	829.000000
Relative permittivity (real part)	41.438378
Relative permittivity (imaginary part)	19.629125
Conductivity (S/m)	0.869257
Variation (%)	0.840000
Crest Factor	1.0
Probe Conversion factor	1.80
E-Field Probe:	SSE2 (SN 25/22 EPGO375)
Area Scan	dx=8mm dy=8mm, h= 5.00 mm
ZoomScan	5x5x7,dx=8mm dy=8mm dz=5mm,Complete/ndx=8mm dy=8mm, h= 5.00 mm
Phantom	Validation plane
Device Position	Body back((hotspot 10mm)
Band	LTE band 5(1 RB#0)
SURFACE SAR	**VOLUME SAR**
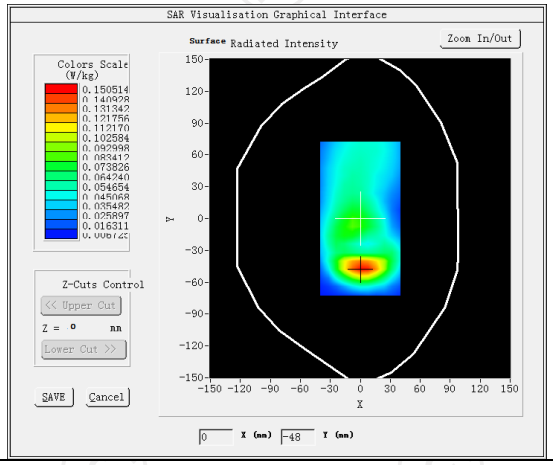	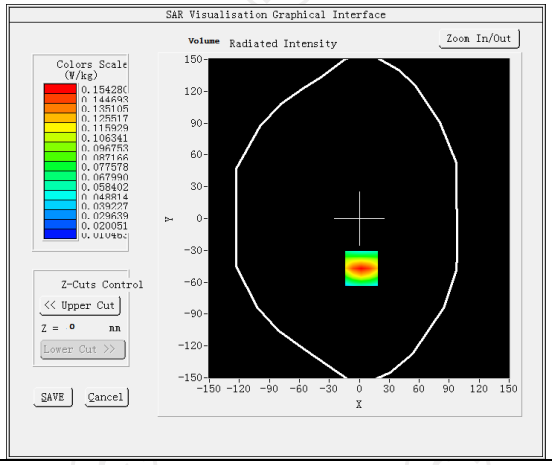
Maximum location: X=2.00, Y=-47.00 SAR Peak: 0.22 W/kg	
SAR 10g (W/Kg)	0.085741
SAR 1g (W/Kg)	0.142571
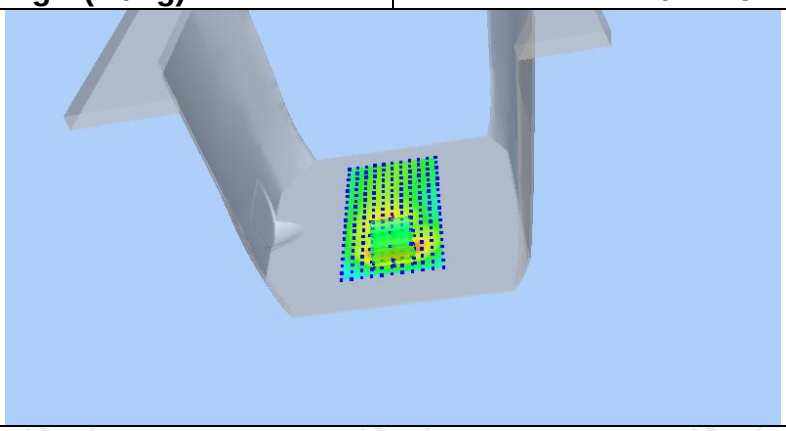	

Z (mm)	0.00	4.00	9.00	14.00	19.00
SAR (W/Kg)	0.2234	0.1543	0.0952	0.0583	0.0358

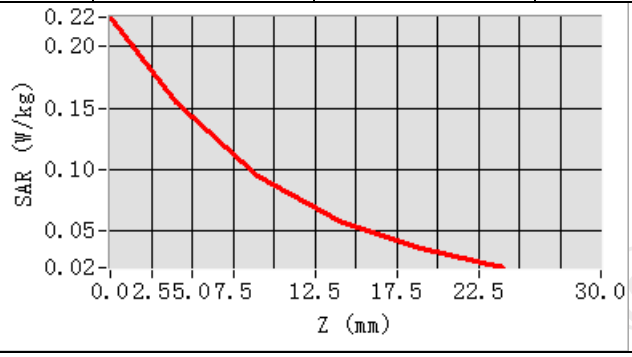

Hot spot position

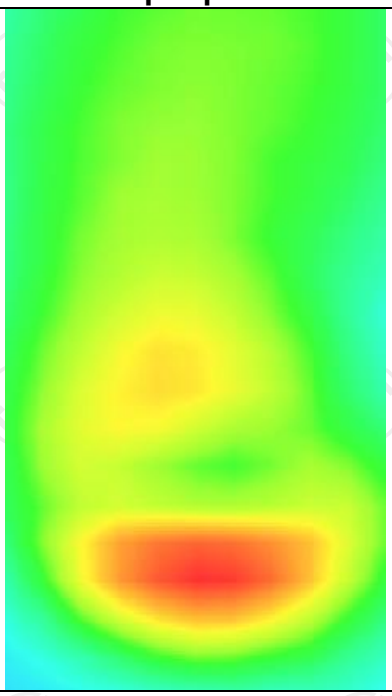

LTE Band 7

MEASUREMENT 1	
High Band SAR (Channel 21350):	Date: 12/05/2024
Frequency (MHz)	2560.000000
Relative permittivity (real part)	39.045751
Relative permittivity (imaginary part)	12.863231
Conductivity (S/m)	1.918745
Variation (%)	0.860000
Crest Factor	1.0
Probe Conversion factor	4.36
E-Field Probe:	SSE2 (SN 25/22 EPGO375)
Area Scan	dx=8mm dy=8mm, h= 5.00 mm
ZoomScan	5x5x7,dx=8mm dy=8mm dz=5mm,Complete/ndx=8mm dy=8mm, h= 5.00 mm
Phantom	Left head
Device Position	Cheek
Band	LTE band 7(1 RB#0)
SURFACE SAR	**VOLUME SAR**
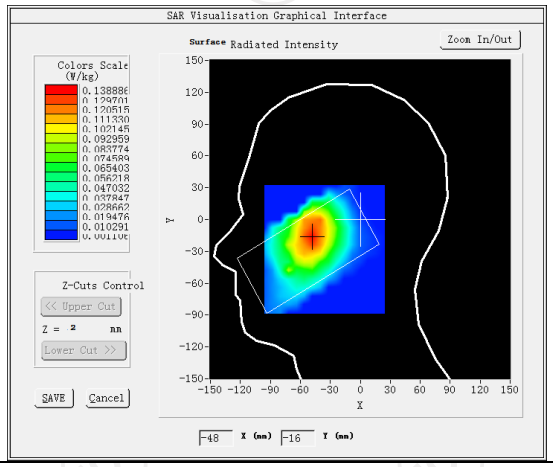	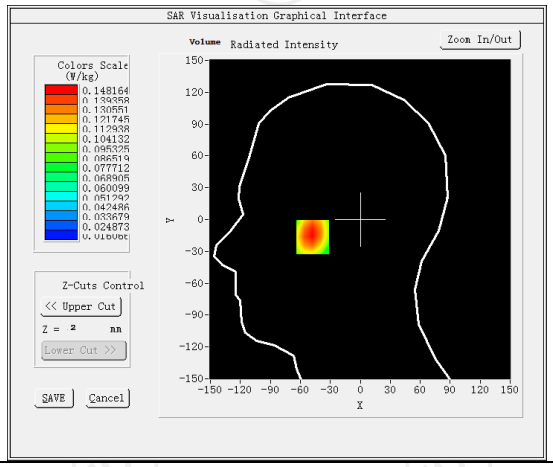
Maximum location: X=-48.00, Y=-16.00 SAR Peak: 0.20 W/kg	
SAR 10g (W/Kg)	0.102472
SAR 1g (W/Kg)	0.147512

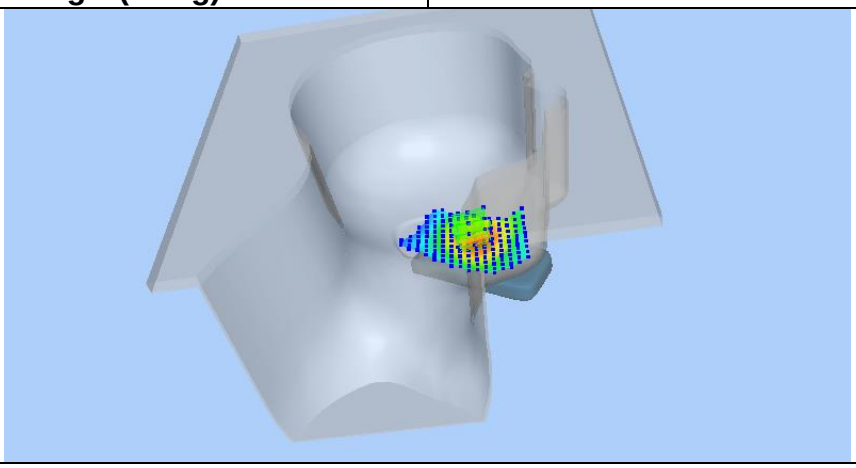

Z (mm)	0.00	4.00	9.00	14.00	19.00
SAR (W/Kg)	0.1950	0.1482	0.1059	0.0777	0.0592

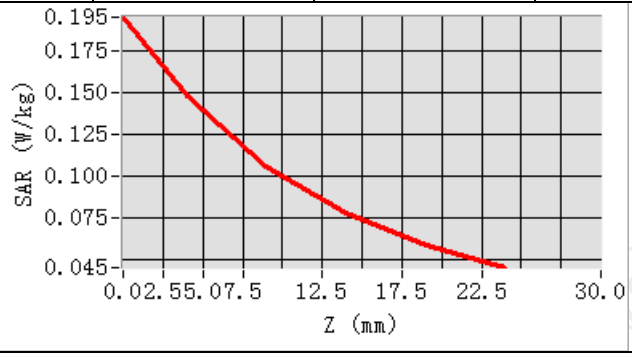

Hot spot position

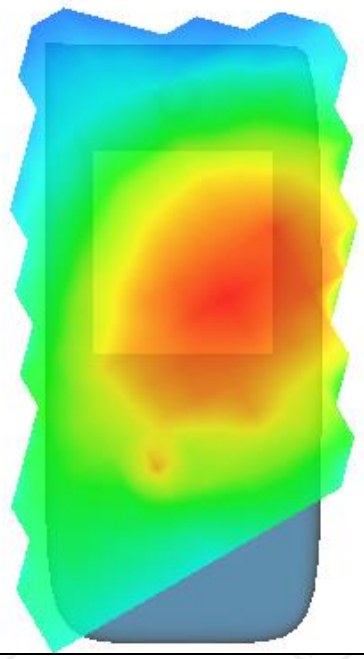

MEASUREMENT 2	
High Band SAR (Channel 21350):	Date: 12/05/2024
Frequency (MHz)	2560.000000
Relative permittivity (real part)	39.045751
Relative permittivity (imaginary part)	12.863231
Conductivity (S/m)	1.918745
Variation (%)	0.810000
Crest Factor	1.0
Probe Conversion factor	4.36
E-Field Probe:	SSE2 (SN 25/22 EPGO375)
Area Scan	dx=8mm dy=8mm, h= 5.00 mm
ZoomScan	5x5x7,dx=8mm dy=8mm dz=5mm,Complete/ndx=8mm dy=8mm, h= 5.00 mm
Phantom	Validation plane
Device Position	Body back(10mm)
Band	LTE band 7(1 RB#0)
SURFACE SAR	**VOLUME SAR**
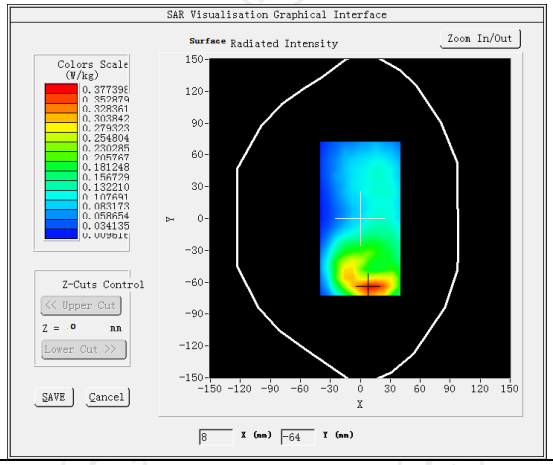	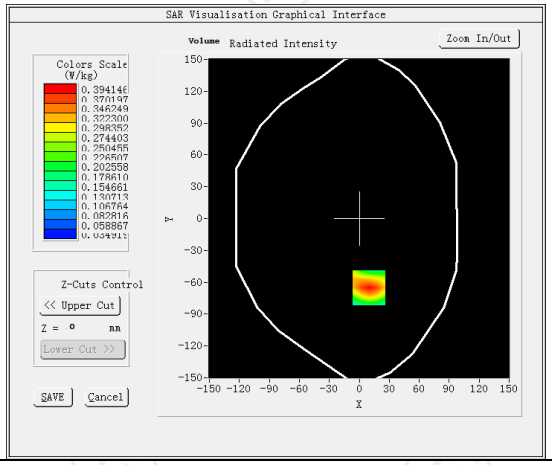
Maximum location: X=10.00, Y=-65.00 SAR Peak: 0.59 W/kg	
SAR 10g (W/Kg)	0.220147
SAR 1g (W/Kg)	0.385471

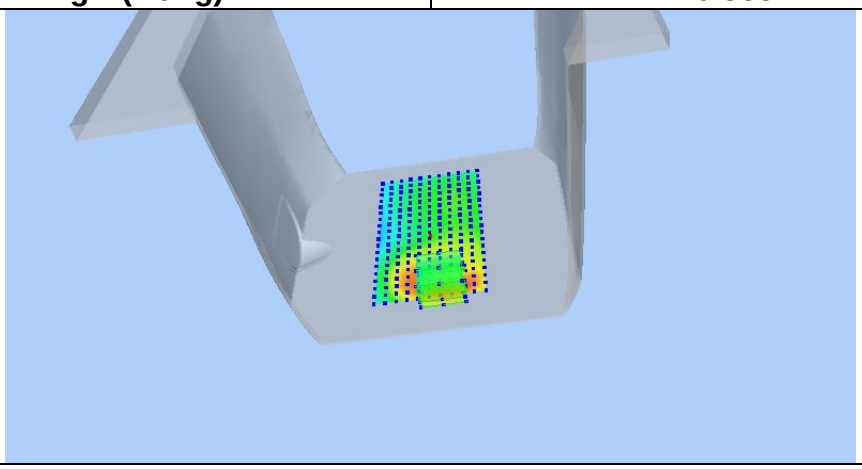

Z (mm)	0.00	4.00	9.00	14.00	19.00
SAR (W/Kg)	0.5840	0.3941	0.2364	0.1418	0.0865

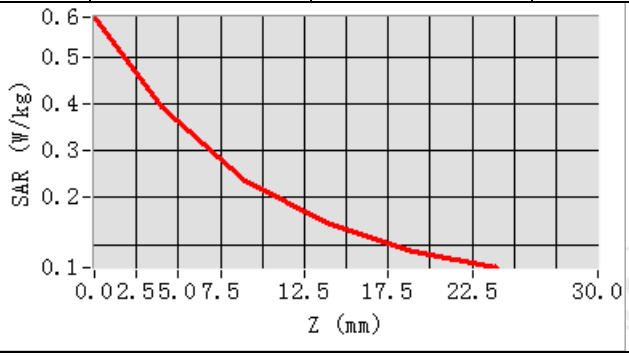

Hot spot position

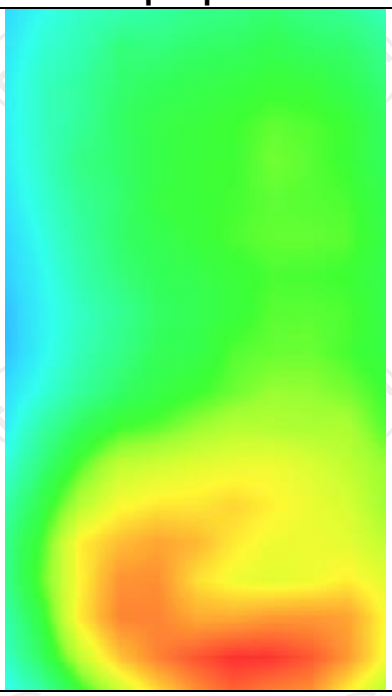

MEASUREMENT 3	
High Band SAR (Channel 21350):	Date: 12/05/2024
Frequency (MHz)	2560.000000
Relative permittivity (real part)	39.045751
Relative permittivity (imaginary part)	12.863231
Conductivity (S/m)	1.918745
Variation (%)	-1.080000
Crest Factor	1.0
Probe Conversion factor	4.36
E-Field Probe:	SSE2 (SN 25/22 EPGO375)
Area Scan	dx=8mm dy=8mm, h= 5.00 mm
ZoomScan	5x5x7,dx=8mm dy=8mm dz=5mm,Complete/ndx=8mm dy=8mm, h= 5.00 mm
Phantom	Validation plane
Device Position	Body back(hotspot 10mm)
Band	LTE band 71(1 RB#0)
SURFACE SAR	**VOLUME SAR**
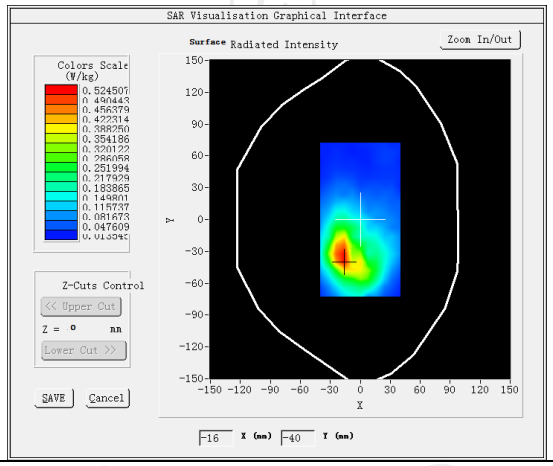	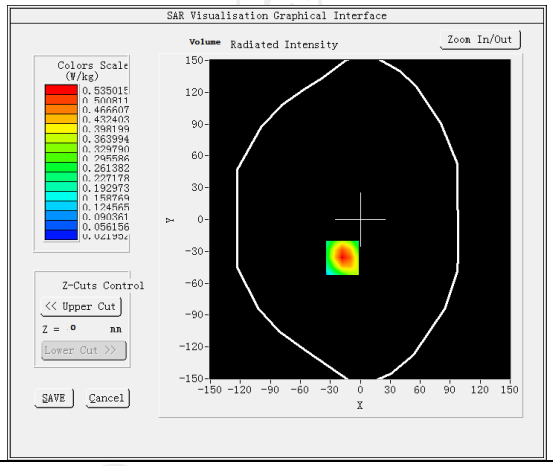
Maximum location: X=-18.00, Y=-36.00 SAR Peak: 0.90 W/kg	
SAR 10g (W/Kg)	0.253175
SAR 1g (W/Kg)	0.500147
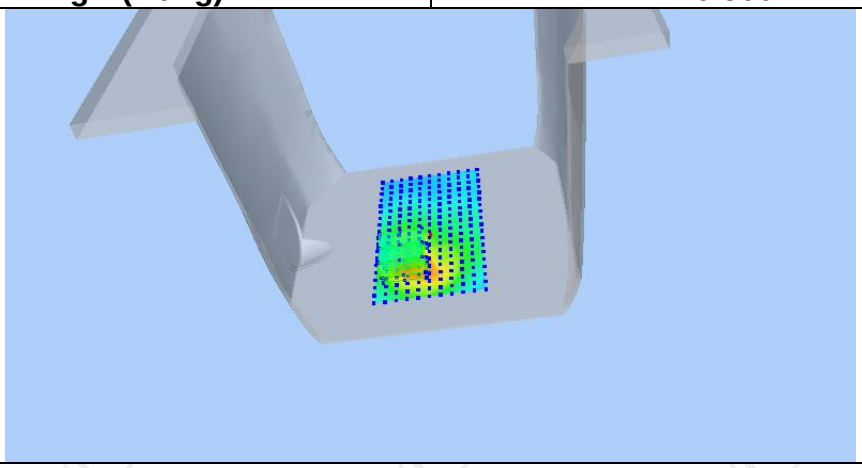	

Z (mm)	0.00	4.00	9.00	14.00	19.00
SAR (W/Kg)	0.8941	0.5350	0.2733	0.1446	0.0867

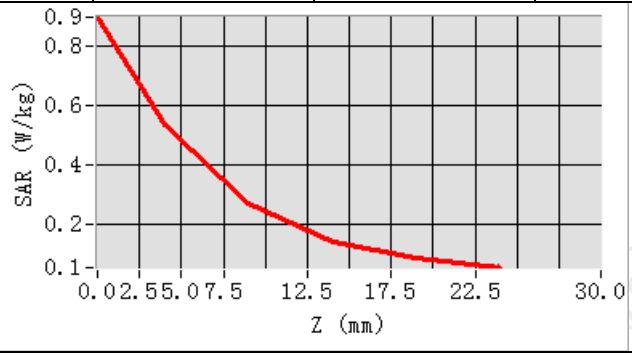

Hot spot position

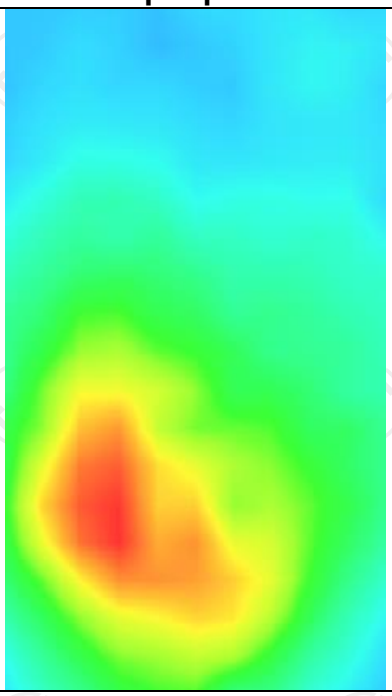

LTE Band 12

MEASUREMENT 1	
High Band SAR (Channel 23130):	Date: 11/28/2024
Frequency (MHz)	711.000000
Relative permittivity (real part)	42.126667
Relative permittivity (imaginary) part)	23.264000
Conductivity (S/m)	0.914404
Variation (%)	1.150000
Crest Factor	1.0
Probe Conversion factor	1.71
E-Field Probe:	SSE2 (SN 25/22 EPGO375)
Area Scan	dx=8mm dy=8mm, h= 5.00 mm
ZoomScan	5x5x7,dx=8mm dy=8mm dz=5mm,Complete/ndx=8mm dy=8mm, h= 5.00 mm
Phantom	Left head
Device Position	Cheek
Band	LTE band 12(1 RB#0)
SURFACE SAR	**VOLUME SAR**
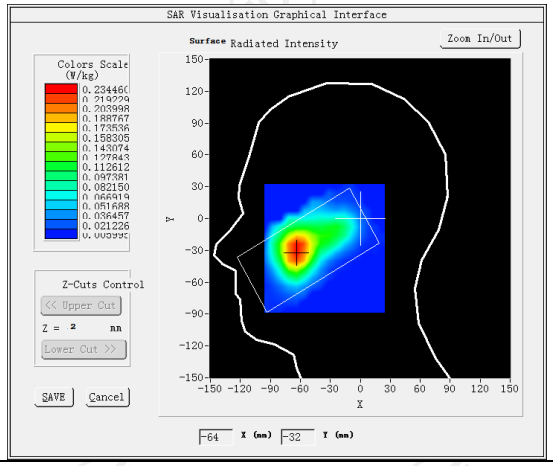	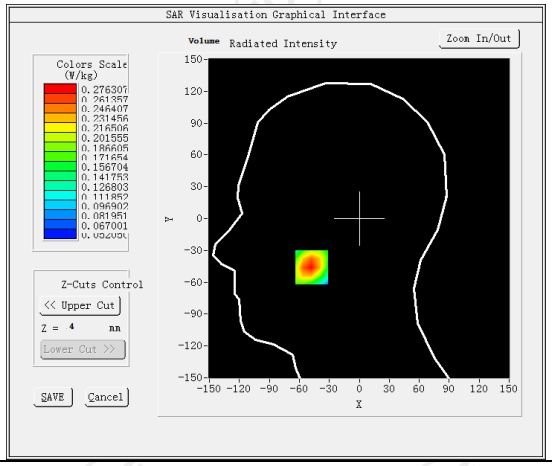
Maximum location: X=-64.00, Y=-31.00 SAR Peak: 0.33 W/kg	
SAR 10g (W/Kg)	0.164521
SAR 1g (W/Kg)	0.224782
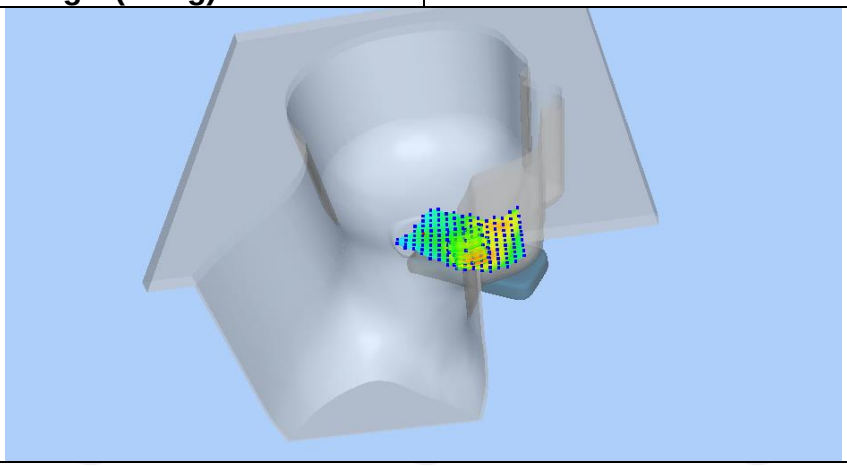	

Z (mm)	0.00	4.00	9.00	14.00	19.00
SAR (W/Kg)	0.3261	0.2468	0.1724	0.1197	0.0826

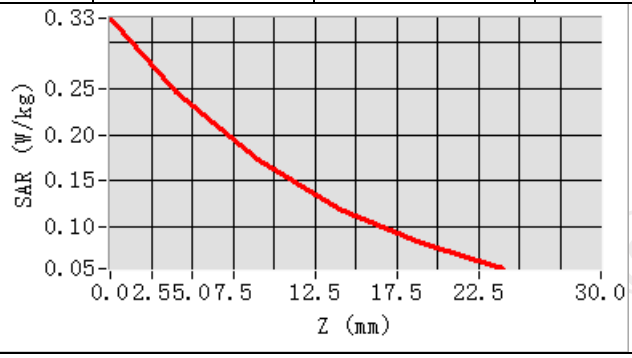

Hot spot position

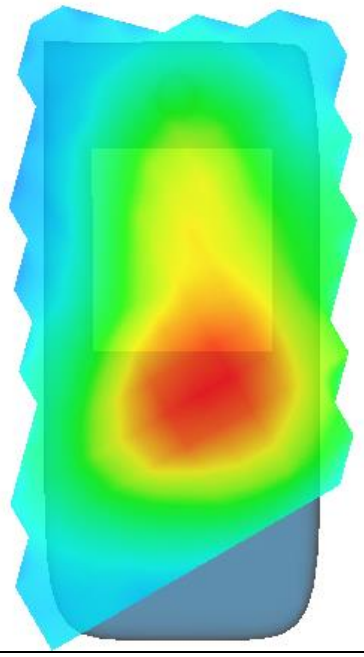

MEASUREMENT 2	
High Band SAR (Channel 23130):	Date: 11/28/2024
Frequency (MHz)	711.000000
Relative permittivity (real part)	42.126667
Relative permittivity (imaginary part)	23.264000
Conductivity (S/m)	0.914404
Variation (%)	0.950000
Crest Factor	1.0
Probe Conversion factor	1.71
E-Field Probe:	SSE2 (SN 25/22 EPGO375)
Area Scan	dx=8mm dy=8mm, h= 5.00 mm
ZoomScan	5x5x7,dx=8mm dy=8mm dz=5mm,Complete/ndx=8mm dy=8mm, h= 5.00 mm
Phantom	Validation plane
Device Position	Body back(10mm)
Band	LTE band 12(1 RB#0)
SURFACE SAR	**VOLUME SAR**
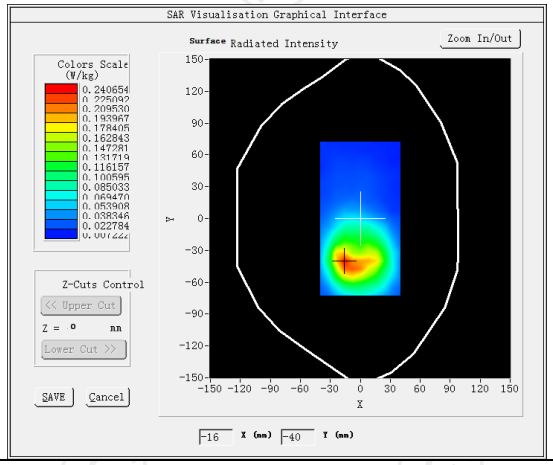	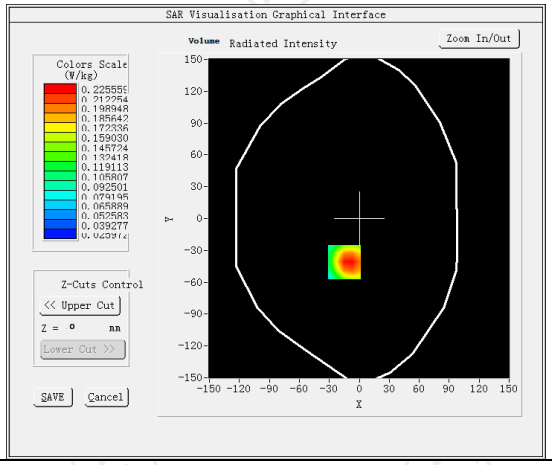
Maximum location: X=-15.00, Y=-41.00 SAR Peak: 0.33 W/kg	
SAR 10g (W/Kg)	0.201473
SAR 1g (W/Kg)	0.272154
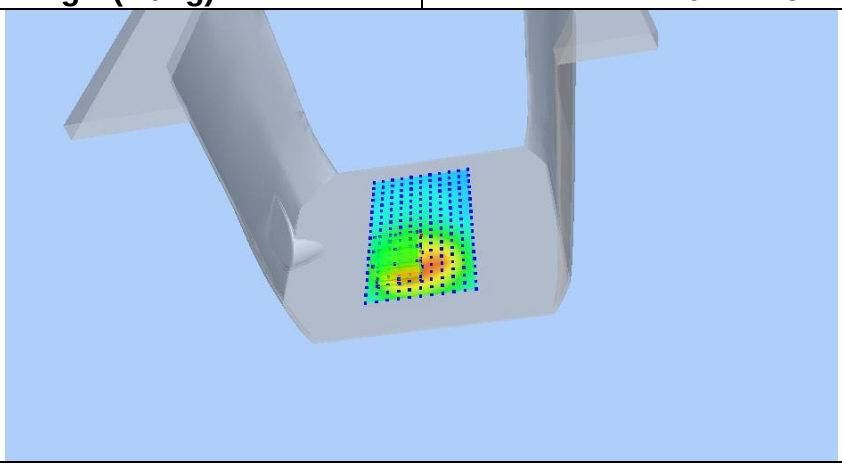	

Z (mm)	0.00	4.00	9.00	14.00	19.00
SAR (W/Kg)	0.3479	0.2897	0.2328	0.1909	0.1601

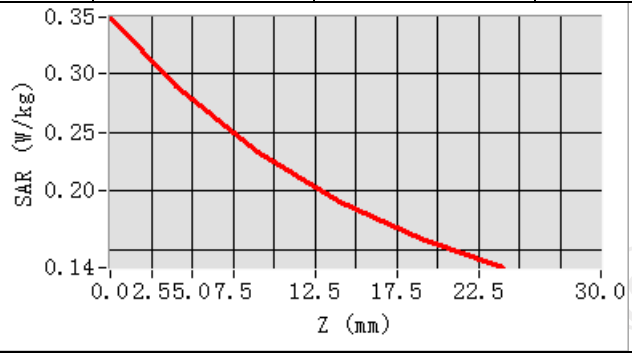

Hot spot position

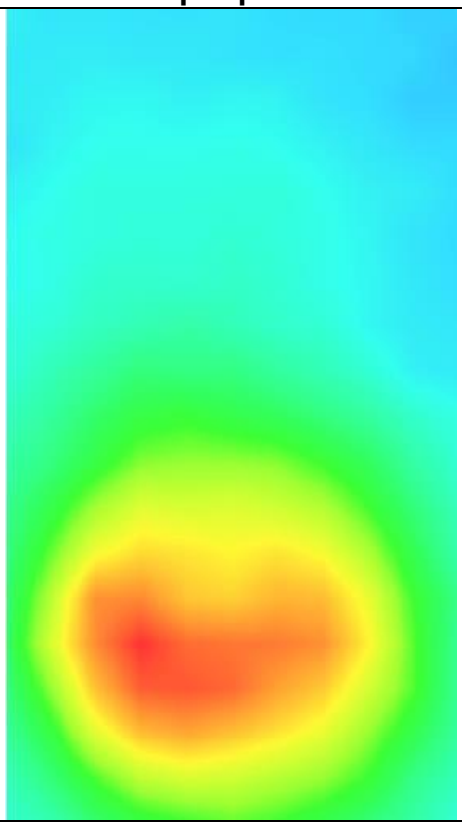

MEASUREMENT 3	
High Band SAR (Channel 23130):	Date: 11/28/2024
Frequency (MHz)	711.000000
Relative permittivity (real part)	42.126667
Relative permittivity (imaginary part)	23.264000
Conductivity (S/m)	0.914404
Variation (%)	-0.200000
Crest Factor	1.0
Probe Conversion factor	1.71
E-Field Probe:	SSE2 (SN 25/22 EPGO375)
Area Scan	dx=8mm dy=8mm, h= 5.00 mm
ZoomScan	5x5x7,dx=8mm dy=8mm dz=5mm,Complete/ndx=8mm dy=8mm, h= 5.00 mm
Phantom	Validation plane
Device Position	Body back(hotspot 10mm)
Band	LTE band 12(1 RB#0)
SURFACE SAR	**VOLUME SAR**
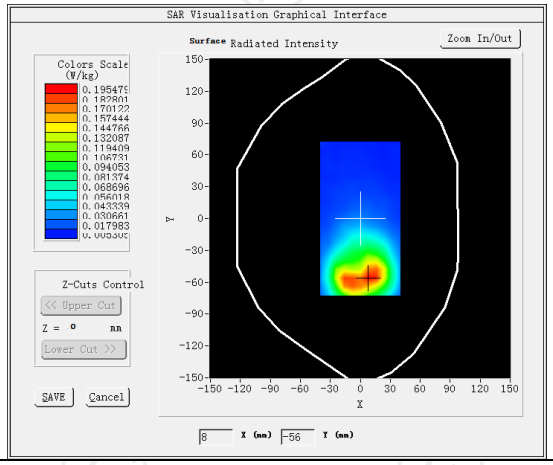	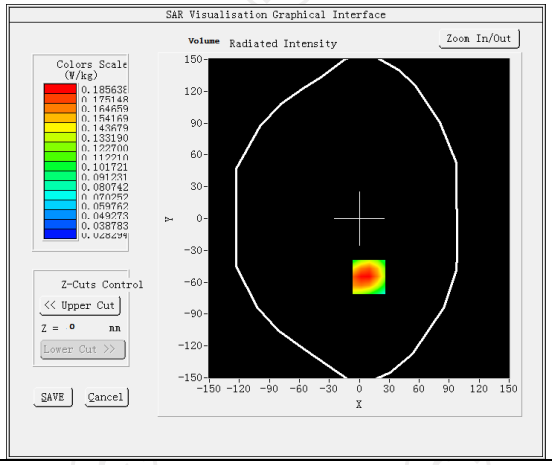
Maximum location: X=10.00, Y=-55.00 SAR Peak: 0.27 W/kg	
SAR 10g (W/Kg)	0.120174
SAR 1g (W/Kg)	0.185125
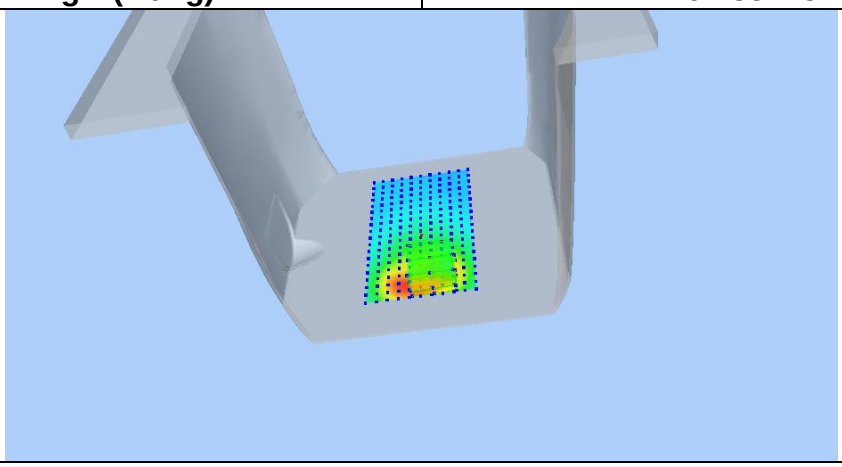	

Z (mm)	0.00	4.00	9.00	14.00	19.00
SAR (W/Kg)	0.2683	0.1856	0.1184	0.0798	0.0588

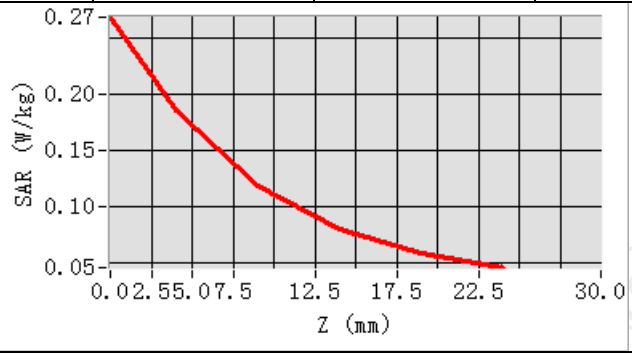

Hot spot position

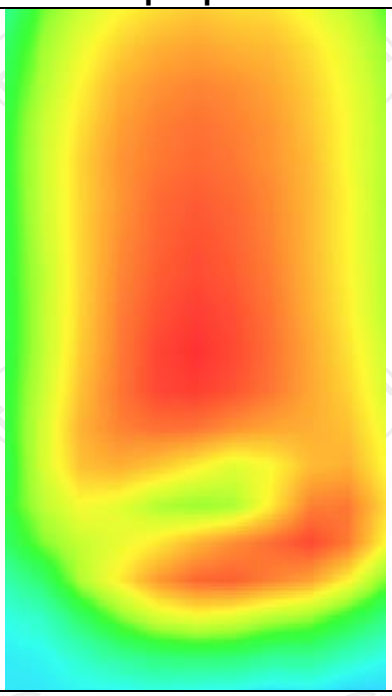

LTE Band 17

MEASUREMENT 1	
High Band SAR (Channel 23800):	Date: 11/28/2024
Frequency (MHz)	711.000000
Relative permittivity (real part)	42.126667
Relative permittivity (imaginary part)	23.264000
Conductivity (S/m)	0.914404
Variation (%)	-1.630000
Crest Factor	1.0
Probe Conversion factor	1.71
E-Field Probe:	SSE2 (SN 25/22 EPGO375)
Area Scan	dx=8mm dy=8mm, h= 5.00 mm
ZoomScan	5x5x7,dx=8mm dy=8mm dz=5mm,Complete/ndx=8mm dy=8mm, h= 5.00 mm
Phantom	Left head
Device Position	Cheek
Band	LTE band 17(1 RB#0)
SURFACE SAR	**VOLUME SAR**
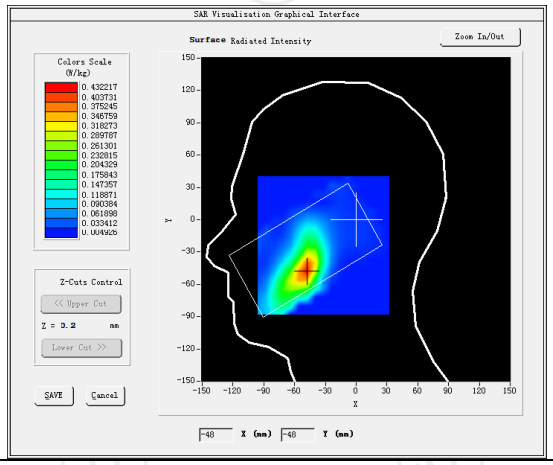	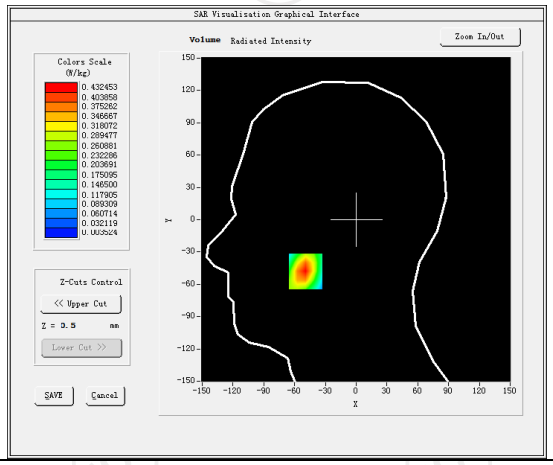
Maximum location: X=-49.00, Y=-48.00 SAR Peak: 0.56 W/kg	
SAR 10g (W/Kg)	0.362509
SAR 1g (W/Kg)	0.521513
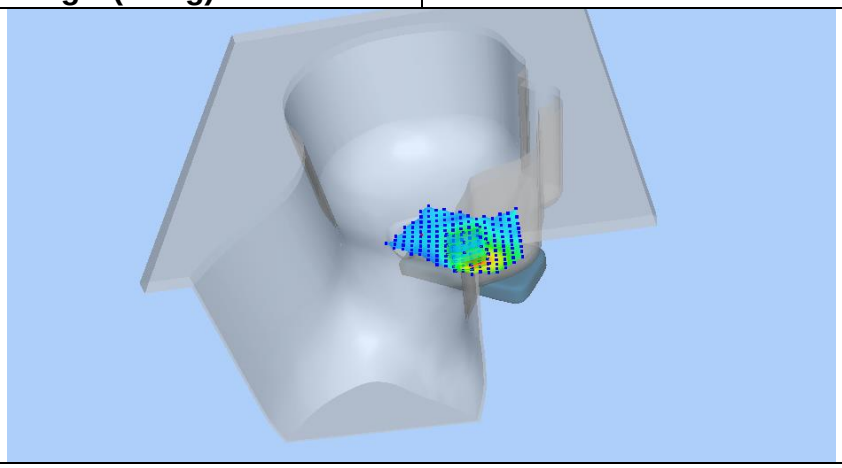	

Z (mm)	0.00	4.00	9.00	14.00	19.00
SAR (W/Kg)	0.5480	0.2954	0.1291	0.0605	0.0375

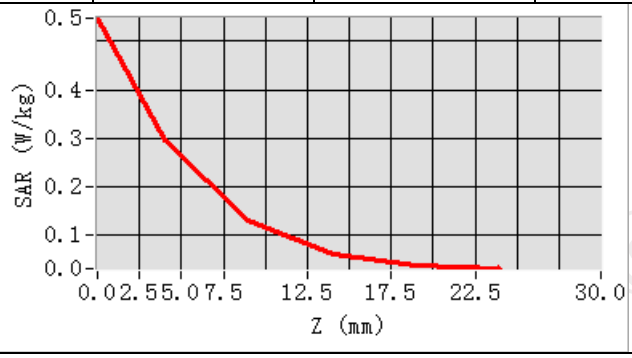

Hot spot position

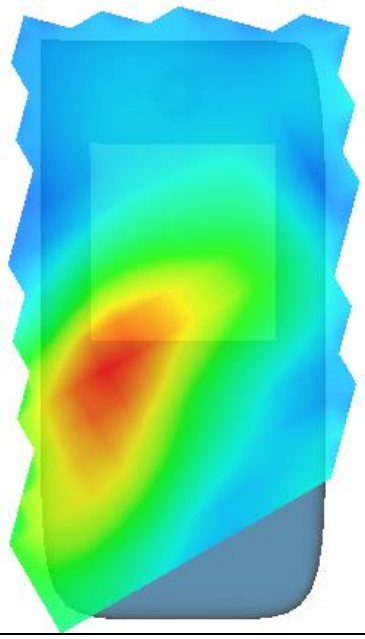

MEASUREMENT 2	
High Band SAR (Channel 23800):	Date: 11/28/2024
Frequency (MHz)	711.000000
Relative permittivity (real part)	42.126667
Relative permittivity (imaginary part)	23.264000
Conductivity (S/m)	0.914404
Variation (%)	-2.950000
Crest Factor	1.0
Probe Conversion factor	1.71
E-Field Probe:	SSE2 (SN 25/22 EPGO375)
Area Scan	dx=8mm dy=8mm, h= 5.00 mm
ZoomScan	5x5x7,dx=8mm dy=8mm dz=5mm,Complete/ndx=8mm dy=8mm, h= 5.00 mm
Phantom	Validation plane
Device Position	Body back(10mm)
Band	LTE band 17(1 RB#0)
SURFACE SAR	**VOLUME SAR**
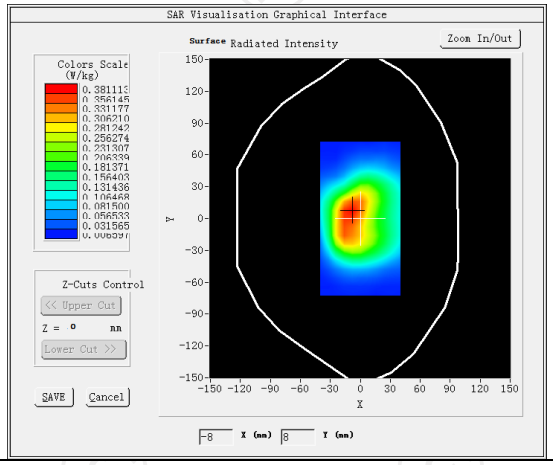	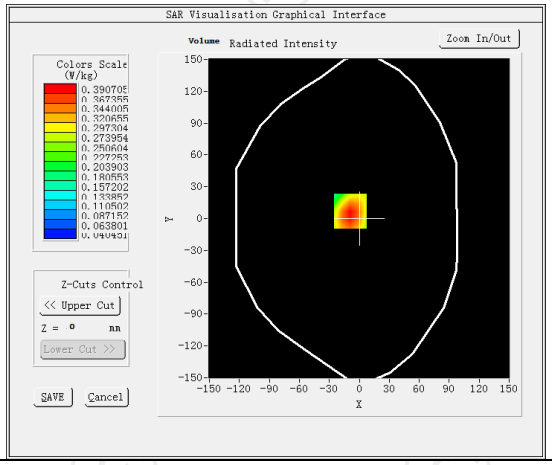
Maximum location: X=-9.00, Y=700 SAR Peak: 0.56W/kg	
SAR 10g (W/Kg)	0.252147
SAR 1g (W/Kg)	0.375489
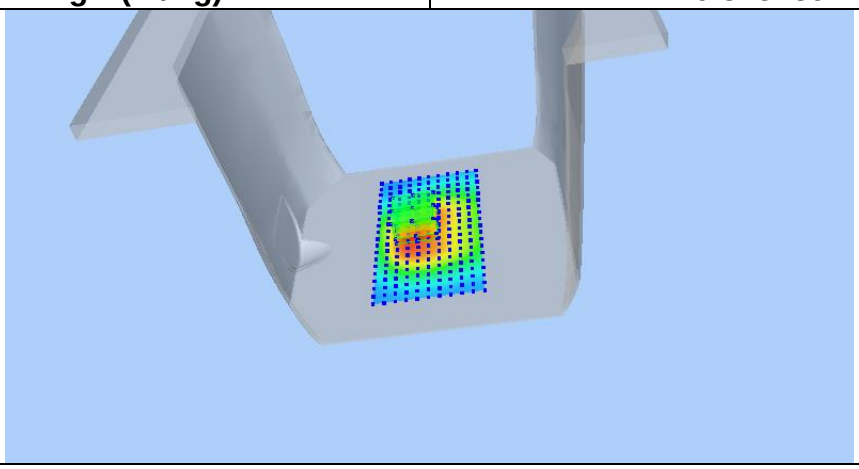	

Z (mm)	0.00	4.00	9.00	14.00	19.00
SAR (W/Kg)	0.5530	0.3907	0.2507	0.1622	0.1072

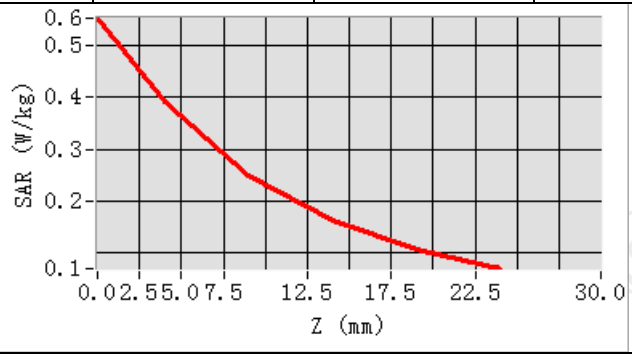

Hot spot position

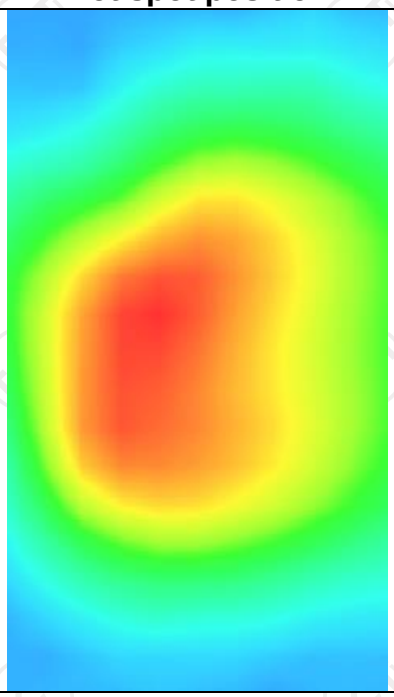

MEASUREMENT 3	
High Band SAR (Channel 23800):	Date: 11/28/2024
Frequency (MHz)	711.000000
Relative permittivity (real part)	42.126667
Relative permittivity (imaginary part)	23.264000
Conductivity (S/m)	0.914404
Variation (%)	1.030000
Crest Factor	1.0
Probe Conversion factor	1.71
E-Field Probe:	SSE2 (SN 25/22 EPGO375)
Area Scan	dx=8mm dy=8mm, h= 5.00 mm
ZoomScan	5x5x7,dx=8mm dy=8mm dz=5mm,Complete/ndx=8mm dy=8mm, h= 5.00 mm
Phantom	Validation plane
Device Position	Body back((hotspot10mm)
Band	LTE band 17(1 RB#0)
SURFACE SAR	**VOLUME SAR**
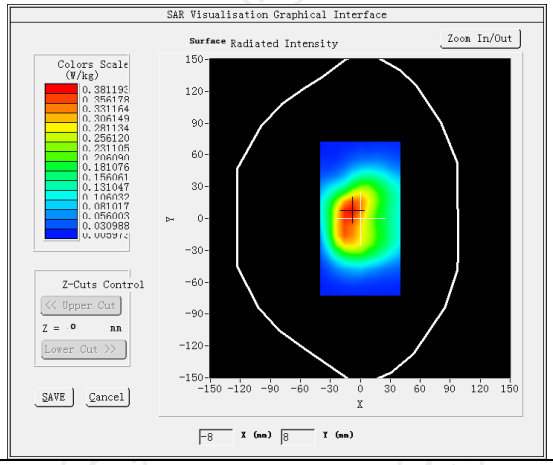	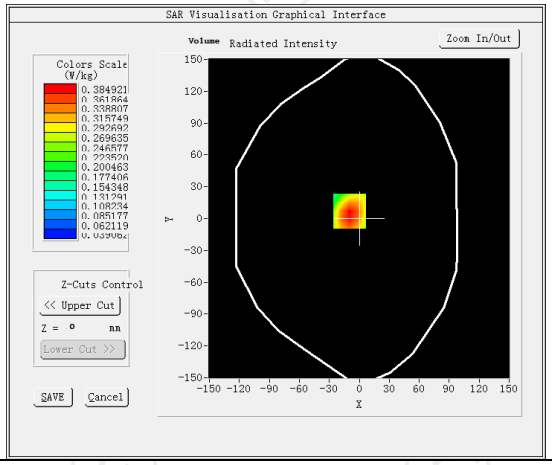
Maximum location: X=-10.00, Y=7.00 SAR Peak: 0.55 W/kg	
SAR 10g (W/Kg)	0.242578
SAR 1g (W/Kg)	0.382154
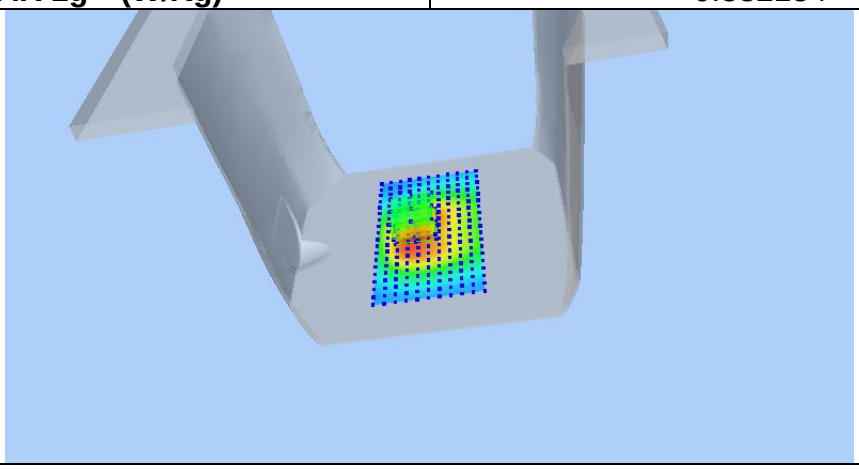	

Z (mm)	0.00	4.00	9.00	14.00	19.00
SAR (W/Kg)	0.5434	0.3849	0.2476	0.1603	0.1057

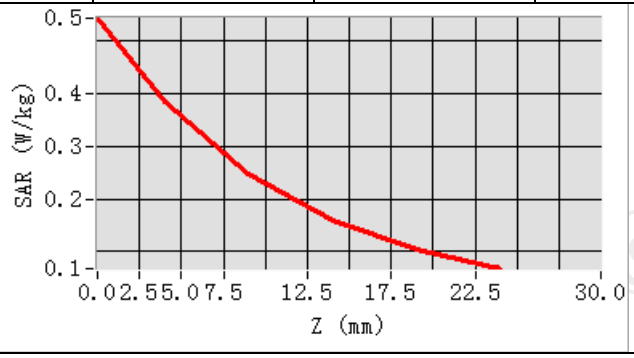

Hot spot position

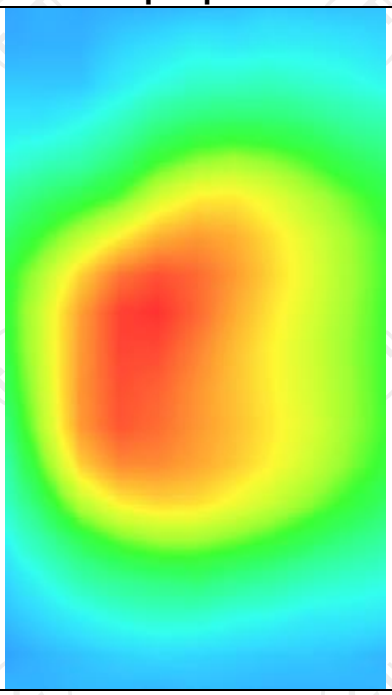

LTE Band 41

MEASUREMENT 1	
Middle Band SAR (Channel 40740):	Date: 12/05/2024
Frequency (MHz)	2605.000000
Relative permittivity (real part)	38.915021
Relative permittivity (imaginary part)	12.697351
Conductivity (S/m)	1.951274
Variation (%)	0.300000
Crest Factor	1.0
Probe Conversion factor	4.36
E-Field Probe:	SSE2 (SN 25/22 EPGO375)
Area Scan	dx=12mm dy=12mm, h= 5.00 mm
ZoomScan	5x5x7,dx=8mm dy=8mm dz=5mm,Complete/ndx=8mm dy=8mm, h= 5.00 mm
Phantom	Left head
Device Position	Cheek
Band	LTE band 41(1 RB#0)
SURFACE SAR	**VOLUME SAR**
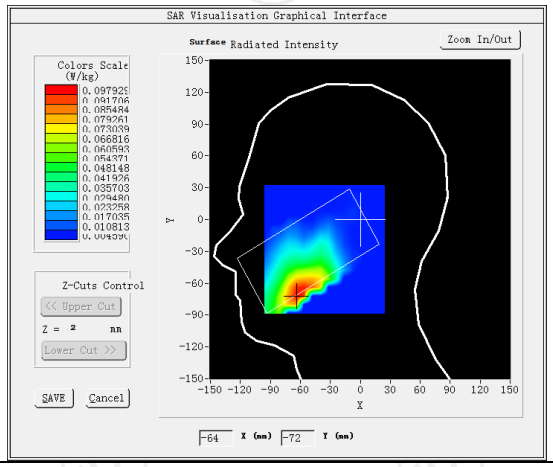	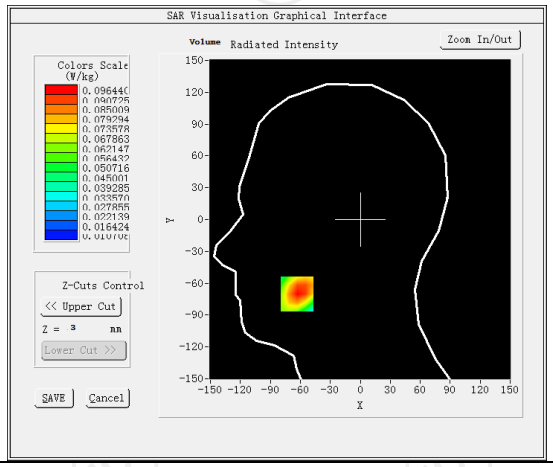
Maximum location: X=-63.00, Y=-70.00 SAR Peak: 0.14 W/kg	
SAR 10g (W/Kg)	0.062147
SAR 1g (W/Kg)	0.102147

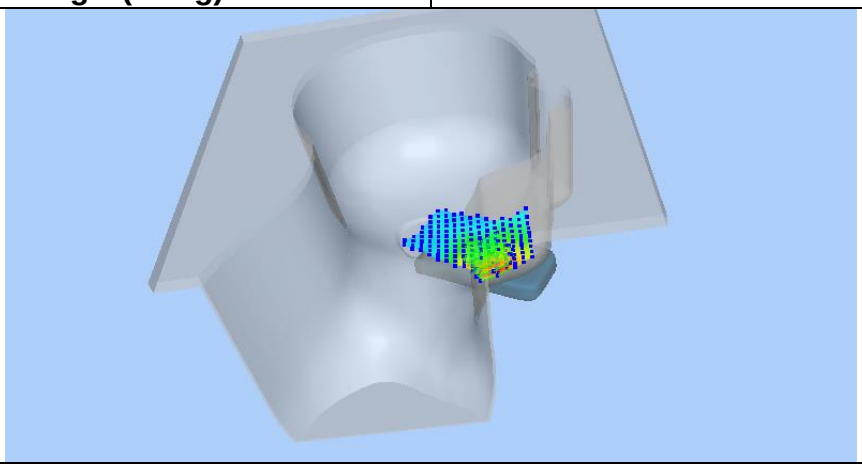

Z (mm)	0.00	4.00	9.00	14.00	19.00
SAR (W/Kg)	0.1351	0.0964	0.0630	0.0418	0.0287

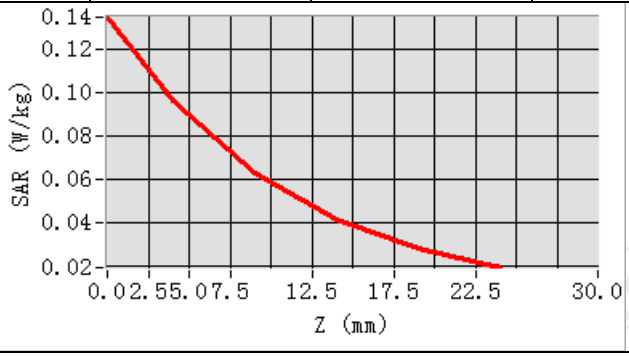

Hot spot position

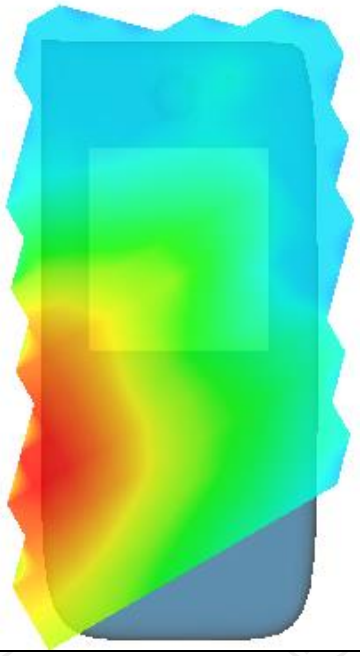

MEASUREMENT 2	
Middle Band SAR (Channel 40740):	Date: 12/05/2024
Frequency (MHz)	2605.000000
Relative permittivity (real part)	38.915021
Relative permittivity (imaginary part)	12.697351
Conductivity (S/m)	1.951274
Variation (%)	0.300000
Crest Factor	1.0
Probe Conversion factor	4.36
E-Field Probe:	SSE2 (SN 25/22 EPGO375)
Area Scan	dx=12mm dy=12mm, h= 5.00 mm
ZoomScan	5x5x7,dx=8mm dy=8mm dz=5mm,Complete/ndx=8mm dy=8mm, h= 5.00 mm
Phantom	Validation plane
Device Position	Body back (10mm)
Band	LTE band 41(1 RB#0)
SURFACE SAR	**VOLUME SAR**
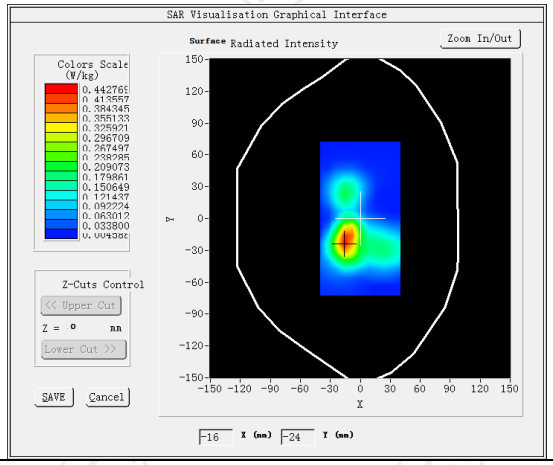	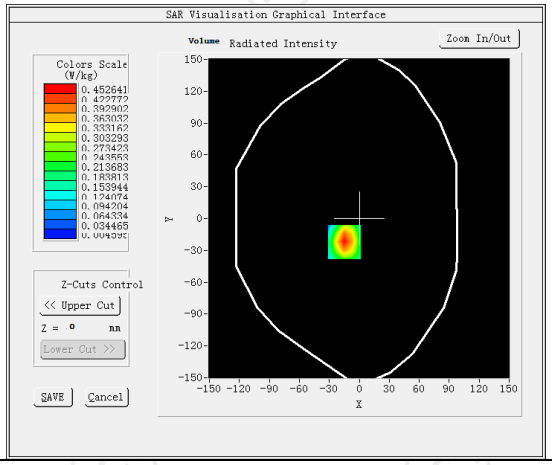
Maximum location: X=-15.00, Y=-22.00 SAR Peak: 0.75 W/kg	
SAR 10g (W/Kg)	0.201475
SAR 1g (W/Kg)	0.446217
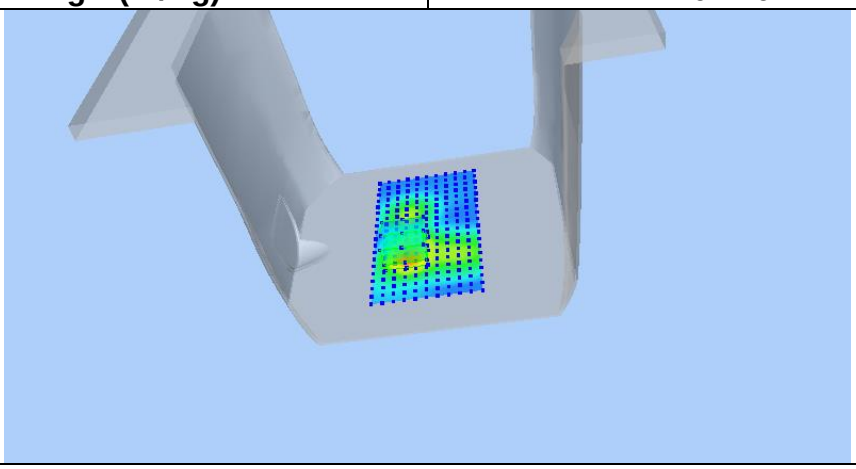	

Z (mm)	0.00	4.00	9.00	14.00	19.00
SAR (W/Kg)	0.7498	0.4526	0.2287	0.1120	0.0551

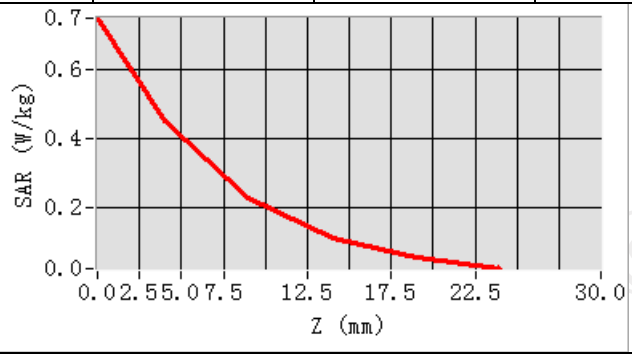

Hot spot position

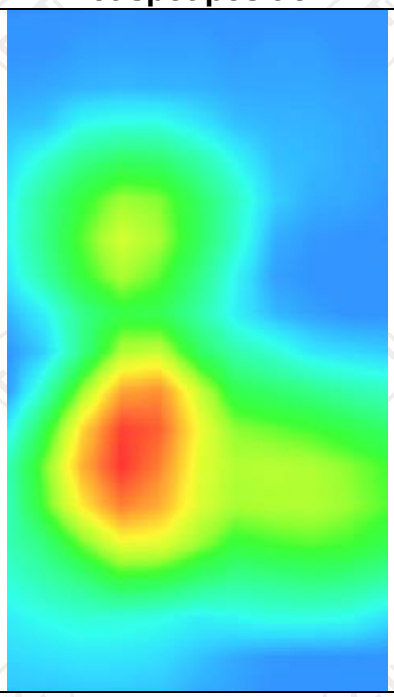

MEASUREMENT 3	
Middle Band SAR (Channel 40740):	Date: 12/05/2024
Frequency (MHz)	2605.000000
Relative permittivity (real part)	38.915021
Relative permittivity (imaginary part)	12.697351
Conductivity (S/m)	1.951274
Variation (%)	-1.160000
Crest Factor	1.0
Probe Conversion factor	4.36
E-Field Probe:	SSE2 (SN 25/22 EPGO375)
Area Scan	dx=12mm dy=12mm, h= 5.00 mm
ZoomScan	5x5x7,dx=8mm dy=8mm dz=5mm,Complete/ndx=8mm dy=8mm, h= 5.00 mm
Phantom	Validation plane
Device Position	Body back (hotspot 10mm)
Band	LTE band 41(1 RB#0)
SURFACE SAR	**VOLUME SAR**
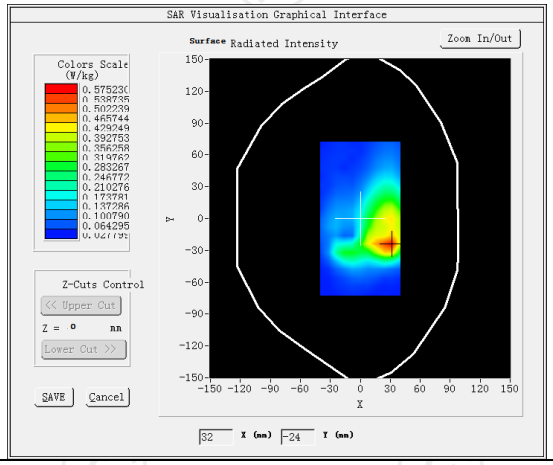	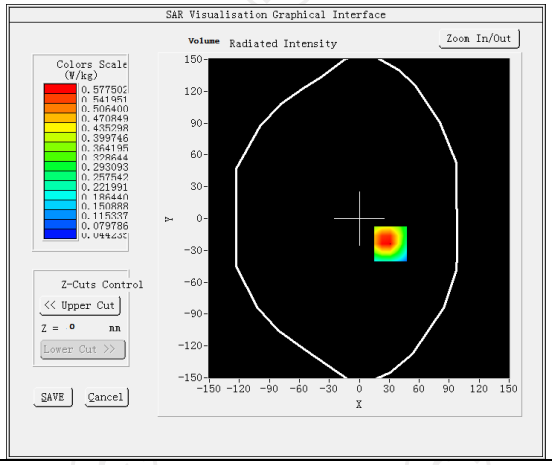
Maximum location: X=31.00, Y=-24.00 SAR Peak: 0.94W/kg	
SAR 10g (W/Kg)	0.312573
SAR 1g (W/Kg)	0.545873
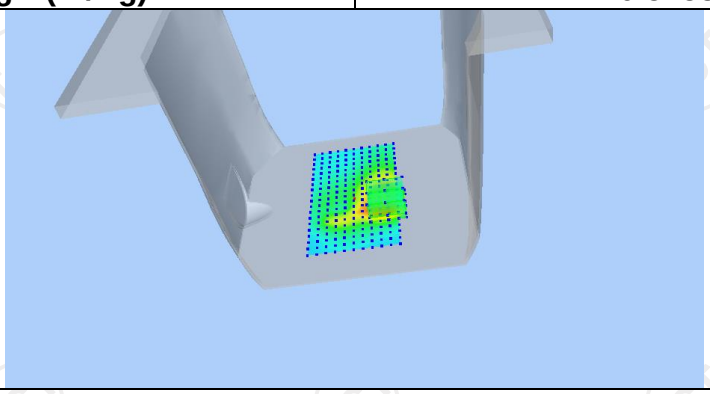	

Z (mm)	0.00	4.00	9.00	14.00	19.00
SAR (W/Kg)	0.9458	0.5775	0.3057	0.1699	0.1078

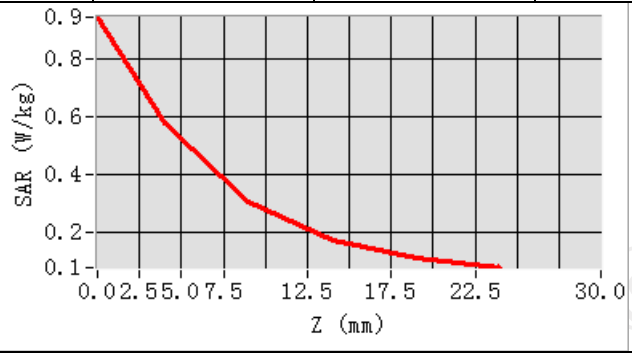

Hot spot position

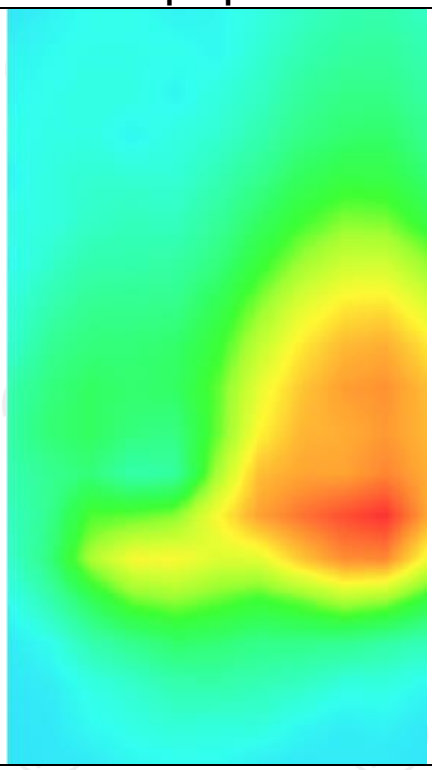

WLAN 2.4G

MEASUREMENT 1

Middle Band SAR (Channel 7): Date: 12/05/2024

Frequency (MHz)	2437.000000
Relative permittivity (real part)	39.402207
Relative permittivity (imaginary part)	13.341321
Conductivity (S/m)	1.820484
Variation (%)	1.620000
Crest Factor	1.0
Probe Conversion factor	2.31
E-Field Probe:	SSE2 (SN 25/22 EPGO375)
Area Scan	dx=12mm dy=12mm, h= 5.00 mm
ZoomScan	5x5x7,dx=8mm dy=8mm dz=5mm,Complete/ndx=8mm dy=8mm, h= 5.00 mm
Phantom	Left head
Device Position	Cheek
Band	IEEE 802.11b ISM

SURFACE SAR

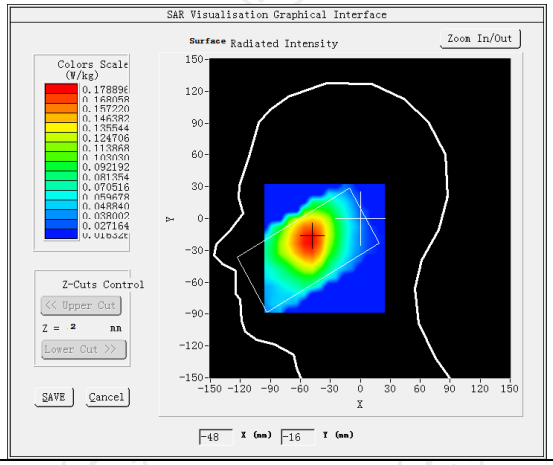

VOLUME SAR

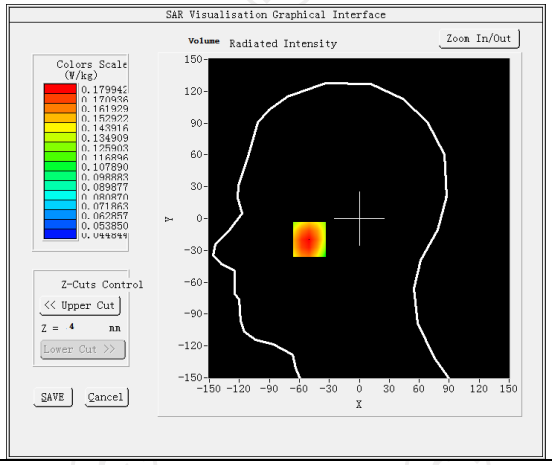

Maximum location: X=-17.00, Y=24.00 SAR Peak: 0.21 W/kg

SAR 10g (W/Kg)	0.120174
SAR 1g (W/Kg)	0.165421

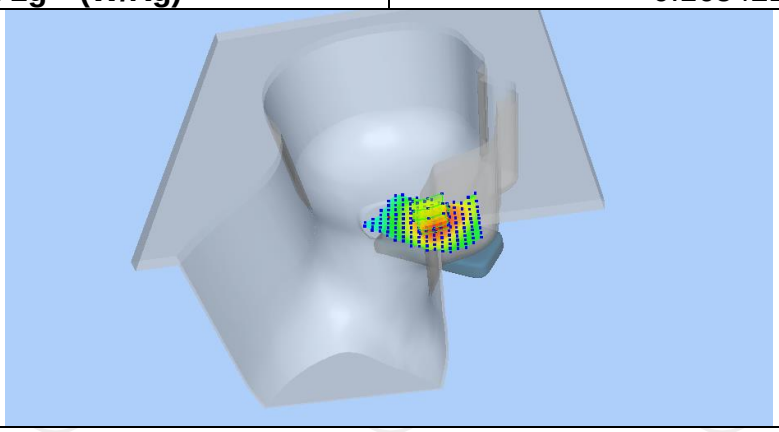

Z (mm)	0.00	4.00	9.00	14.00	19.00
SAR (W/Kg)	0.2133	0.1799	0.1454	0.1179	0.0957

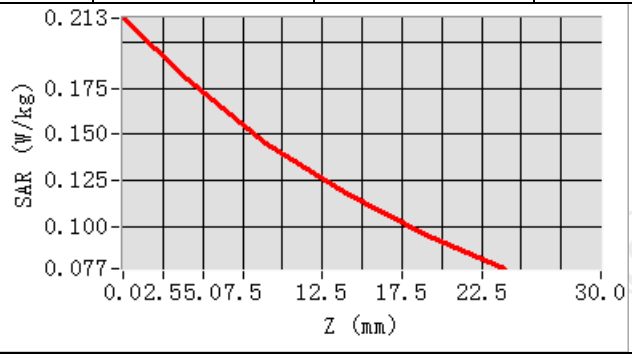

Hot spot position

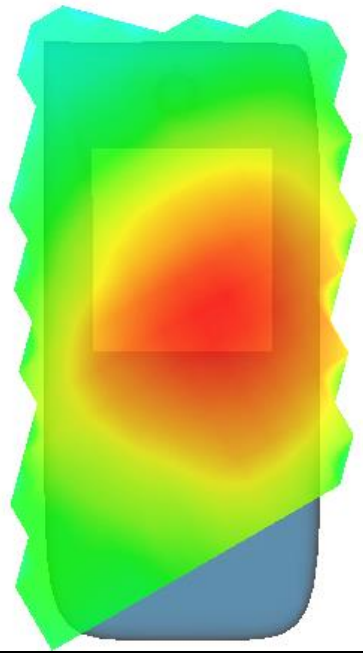

MEASUREMENT 2	
Middle Band SAR (Channel 7):	Date: 12/05/2024
Frequency (MHz)	2437.000000
Relative permittivity (real part)	39.402207
Relative permittivity (imaginary part)	13.341321
Conductivity (S/m)	1.820484
Variation (%)	-1.850000
Crest Factor	1.0
Probe Conversion factor	2.31
E-Field Probe:	SSE2 (SN 25/22 EPGO375)
Area Scan	dx=12mm dy=12mm, h= 5.00 mm
ZoomScan	5x5x7,dx=8mm dy=8mm dz=5mm,Complete/ndx=8mm dy=8mm, h= 5.00 mm
Phantom	Validation plane
Device Position	Body back(10mm)
Band	IEEE 802.11b ISM
SURFACE SAR	**VOLUME SAR**
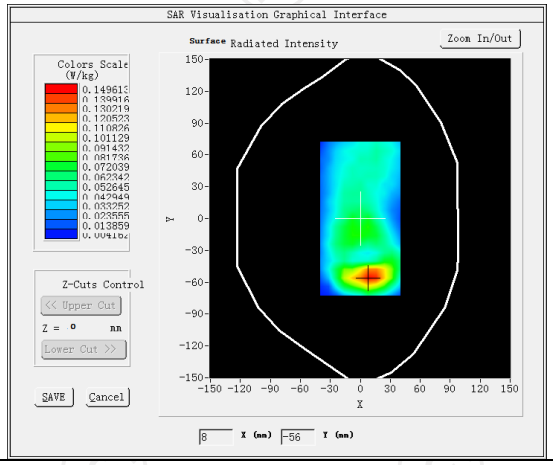	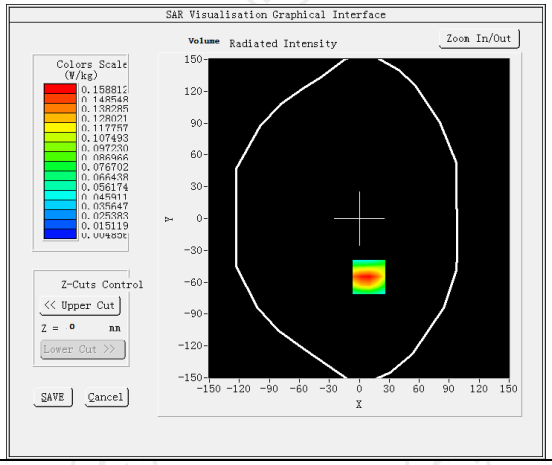
Maximum location: X=10.00, Y=-55.00 SAR Peak: 0.25 W/kg	
SAR 10g (W/Kg)	0.137530
SAR 1g (W/Kg)	0.213240
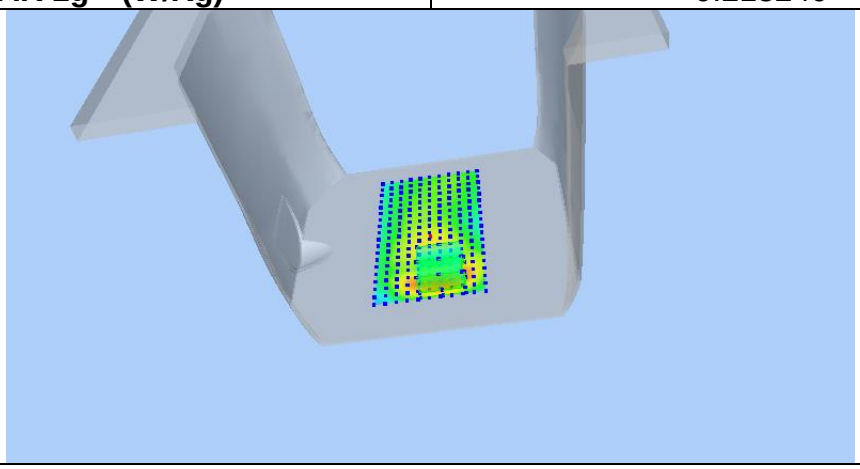	

Z (mm)	0.00	4.00	9.00	14.00	19.00
SAR (W/Kg)	0.2457	0.1588	0.0896	0.0506	0.0294

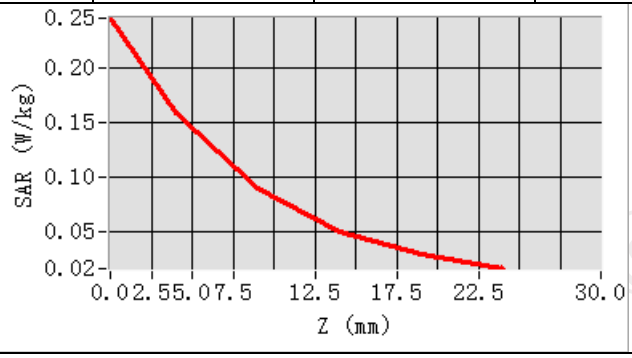

Hot spot position