Appendix Test Data for BLE (Conducted Measurement)

Product Name: LotteryLink

Trade Mark: IGT

Test Model:PI1IGTLL000100

FCC ID: 2BMMMPI1IGTLL000100

Environmental Conditions

Temperature:	23.2℃
Relative Humidity:	52％
ATM Pressure:	100.0 kPa
Test Engineer:	Tony luo
Supervised by:	Max zhang
NOTE	N/A

1. Duty Cycle

1.1 Test Result

1.1.1 Ant1

Ant1							
Mode	TX Type	Frequency (MHz)	T_on (ms)	Period (ms)	Duty Cycle (%)	Duty Cycle Correction Factor (dB)	Max. DC Variation (%)
1M	SISO	2402	2.127	2.500	85.08	0.70	0.03
		2440	2.128	2.500	85.12	0.70	0.03
		2480	2.128	2.501	85.09	0.70	0.03
2M	SISO	2402	1.072	1.875	57.17	2.43	0.03
		2440	1.072	1.875	57.17	2.43	0.03
		2480	1.073	1.876	57.20	2.43	0.03

1.2 Test Graph

1.2.1 Ant1

1M_LCH_2402MHz_Ant1_NTNV
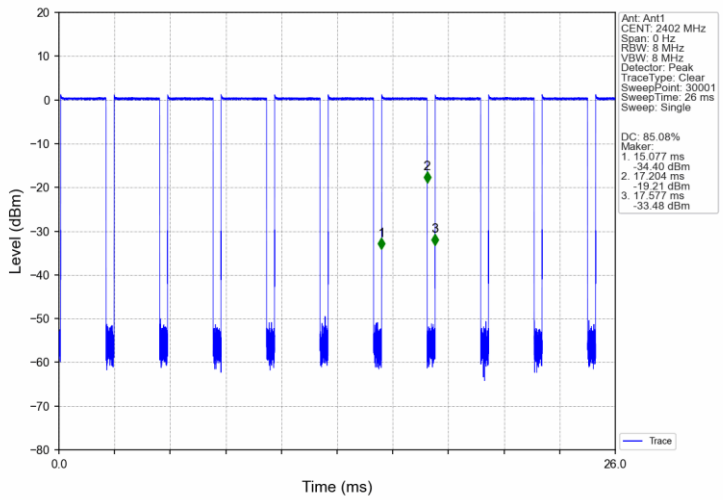

1M_MCH_2440MHz_Ant1_NTNV
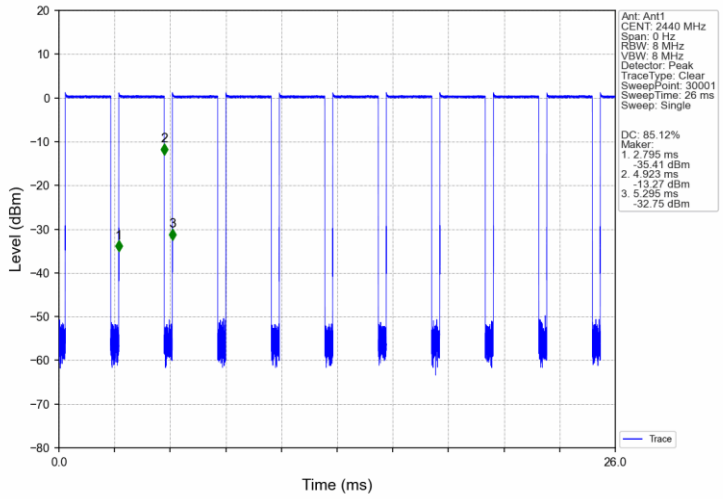

1M_HCH_2480MHz_Ant1_NTNV

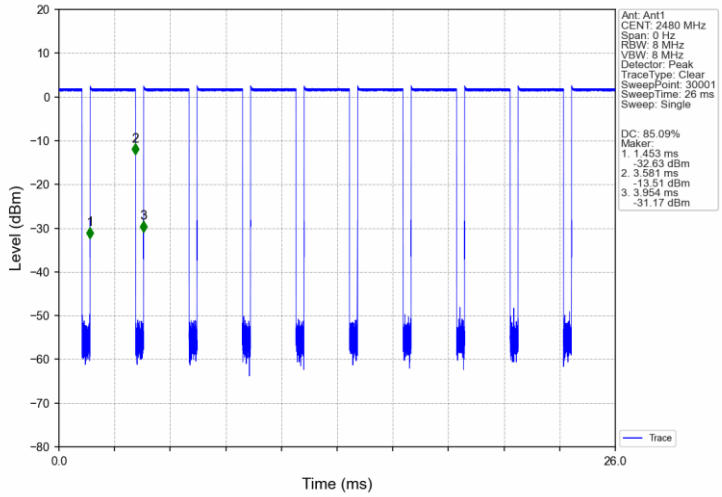

2M_LCH_2402MHz_Ant1_NTNV

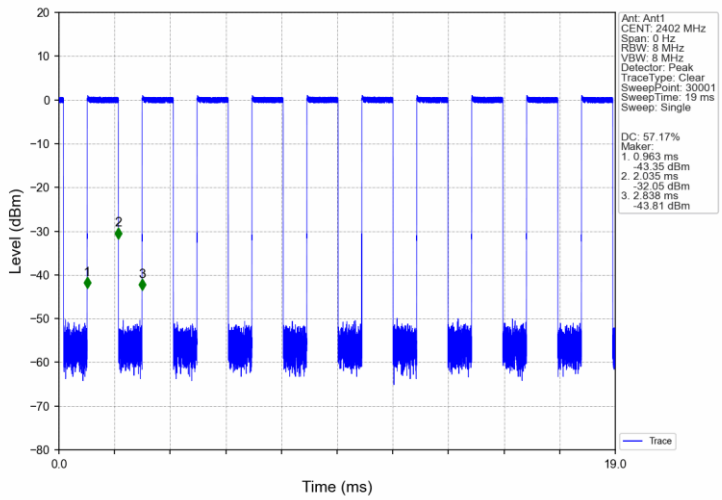

2M_MCH_2440MHz_Ant1_NTNV

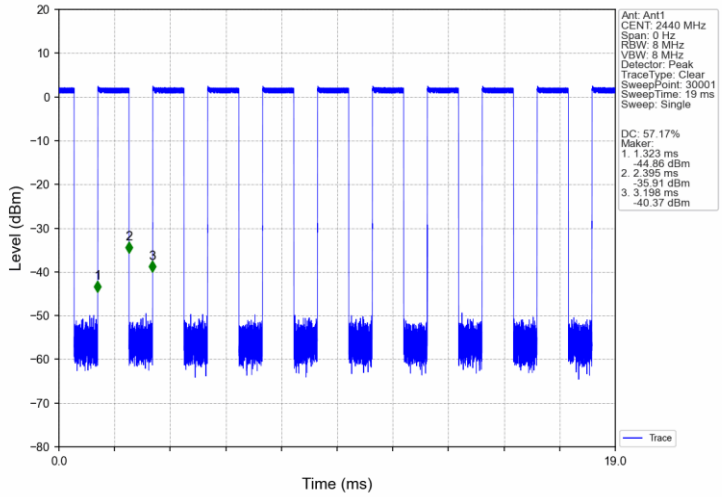

2M_HCH_2480MHz_Ant1_NTNV

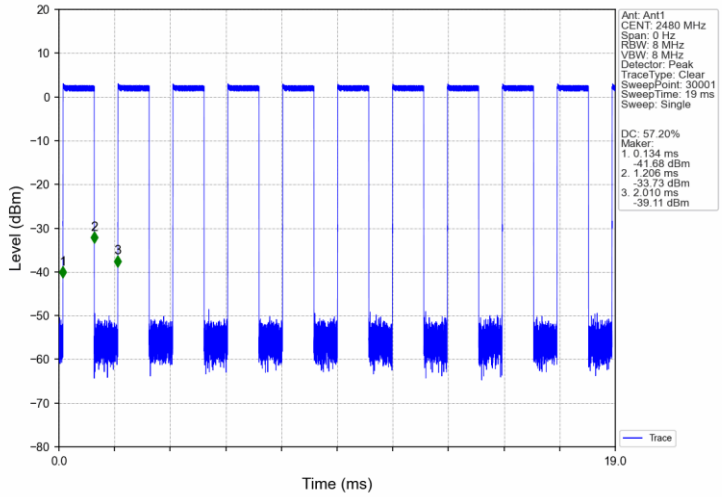

2. Bandwidth

2.1 Test Result

2.1.1 OBW

Mode	TX Type	Frequency (MHz)	ANT	99% Occupied Bandwidth (MHz)		Verdict
				Result	Limit	
1M	SISO	2402	1	1.048	/	Pass
		2440	1	1.050	/	Pass
		2480	1	1.049	/	Pass
2M	SISO	2402	1	2.093	/	Pass
		2440	1	2.089	/	Pass
		2480	1	2.095	/	Pass

2.1.2 6dB BW

Mode	TX Type	Frequency (MHz)	ANT	6dB Bandwidth (MHz)		Verdict
				Result	Limit	
1M	SISO	2402	1	0.663	>=0.5	Pass
		2440	1	0.667	>=0.5	Pass
		2480	1	0.668	>=0.5	Pass
2M	SISO	2402	1	1.270	>=0.5	Pass
		2440	1	1.264	>=0.5	Pass
		2480	1	1.268	>=0.5	Pass

2.2 Test Graph

2.2.1 OBW

1M_LCH_2402MHz_Ant1_NTNV

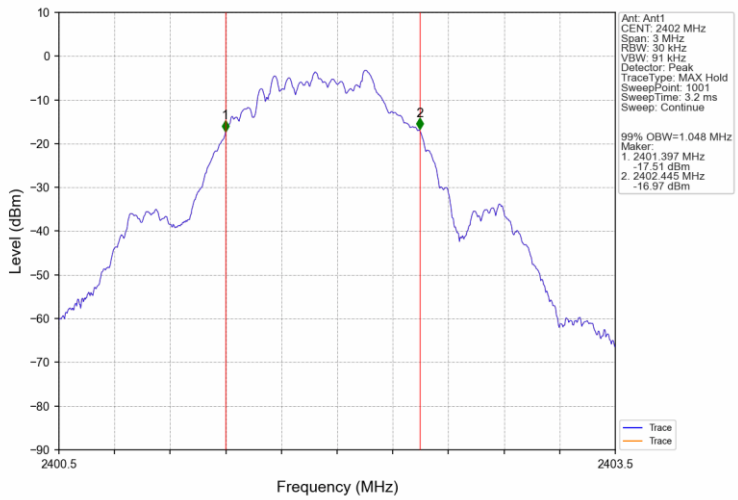

1M_MCH_2440MHz_Ant1_NTNV

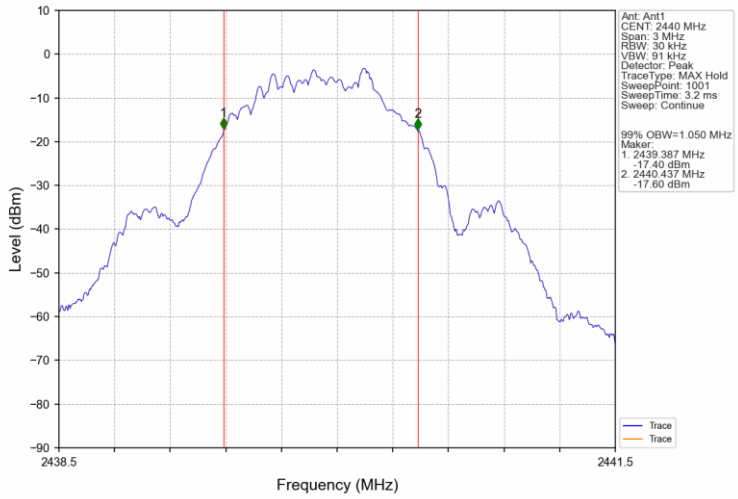

1M_HCH_2480MHz_Ant1_NTNV

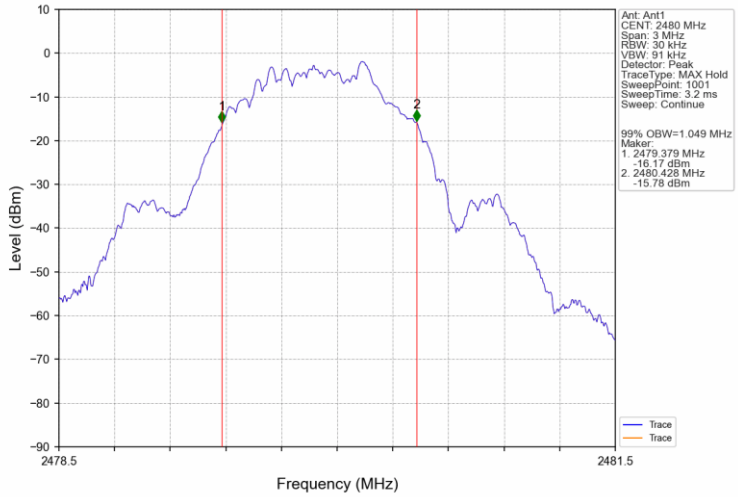

2M_LCH_2402MHz_Ant1_NTNV

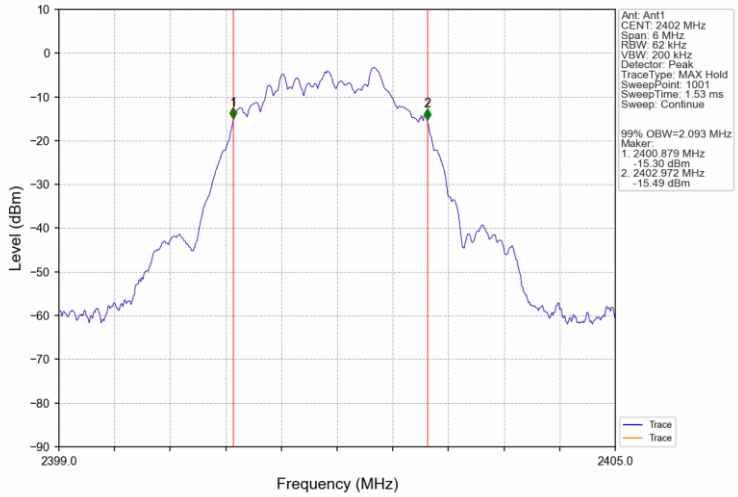

2M_MCH_2440MHz_Ant1_NTNV

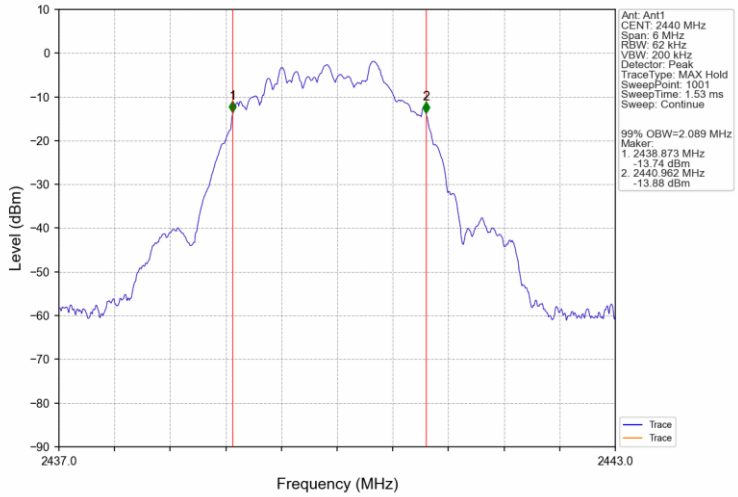

2M_HCH_2480MHz_Ant1_NTNV

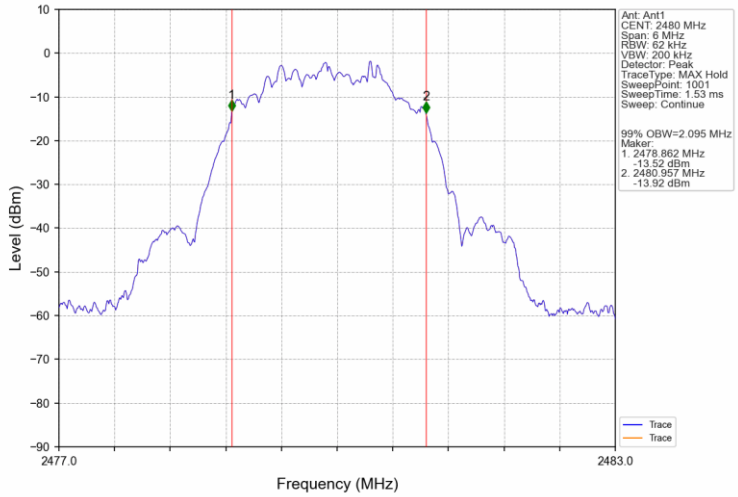

2.2.2 6dB BW

1M_LCH_2402MHz_Ant1_NTNV
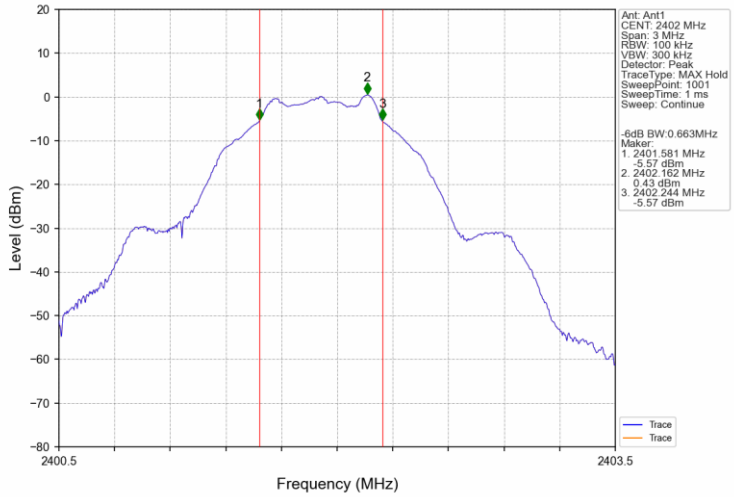

1M_MCH_2440MHz_Ant1_NTNV
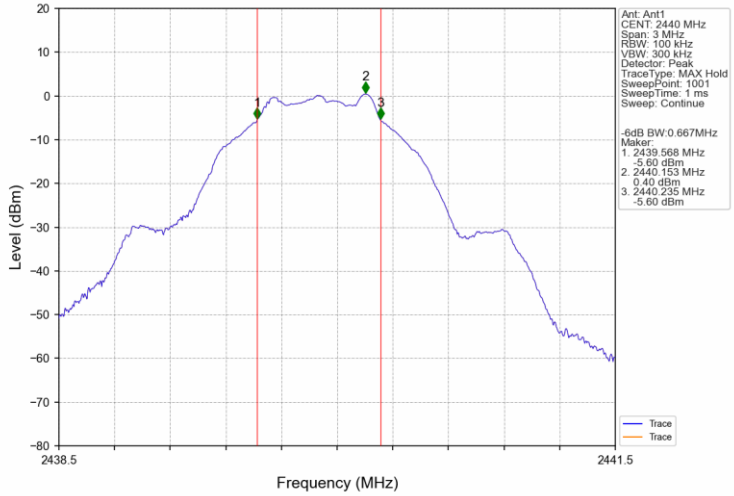

1M_HCH_2480MHz_Ant1_NTNV

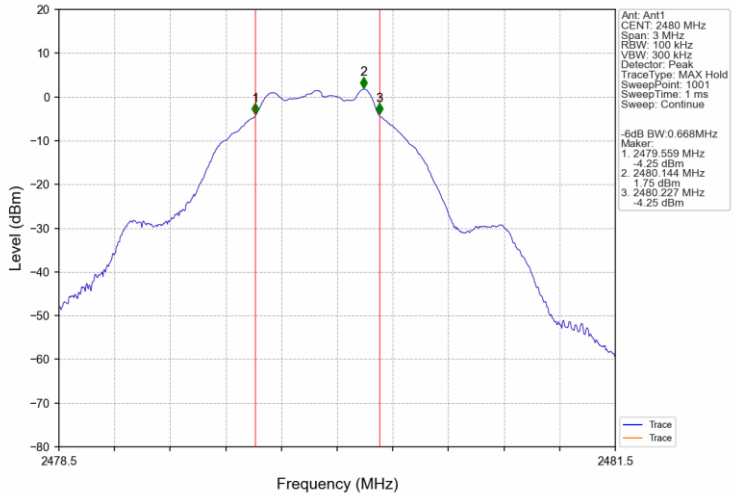

2M_LCH_2402MHz_Ant1_NTNV

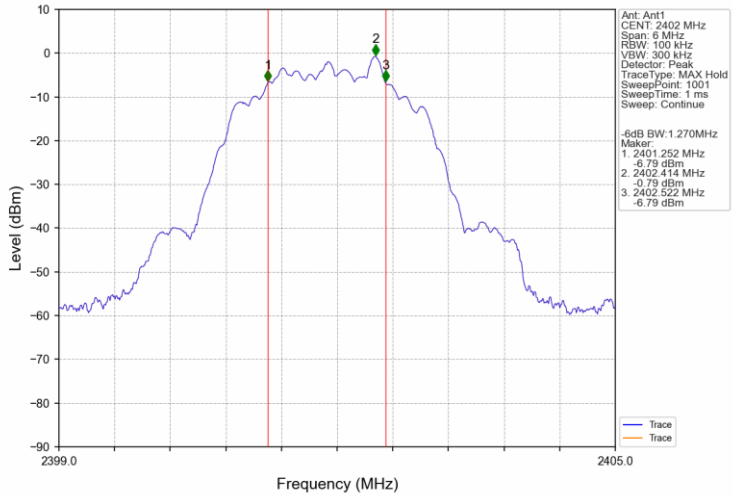

2M_MCH_2440MHz_Ant1_NTNV

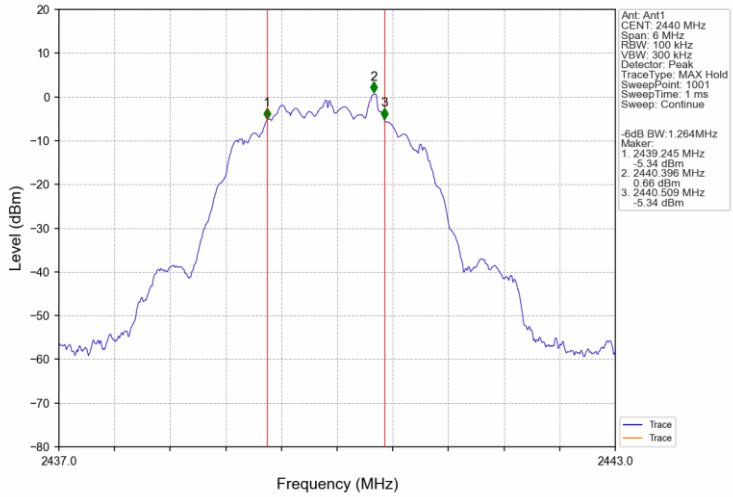

2M_HCH_2480MHz_Ant1_NTNV

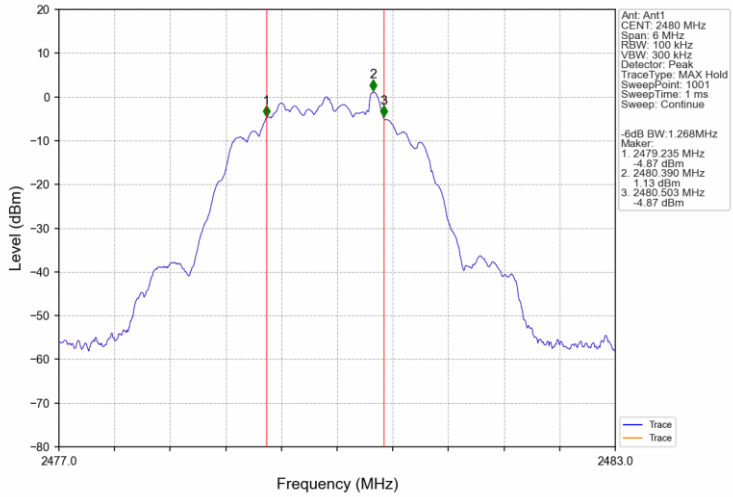

3. Maximum Conducted Output Power

3.1 Test Result

3.1.1 Power

Mode	TX Type	Frequency (MHz)	Maximum Peak Conducted Output Power (dBm)		Verdict
			ANT1	Limit	
1M	SISO	2402	1.34	<=30	Pass
		2440	1.26	<=30	Pass
		2480	2.66	<=30	Pass
2M	SISO	2402	1.18	<=30	Pass
		2440	2.58	<=30	Pass
		2480	3.12	<=30	Pass
Note1: Antenna Gain: Ant1: 4.25dBi;					

3.2 Test Graph

3.2.1 Power

1M_LCH_2402MHz_Ant1_NTNV

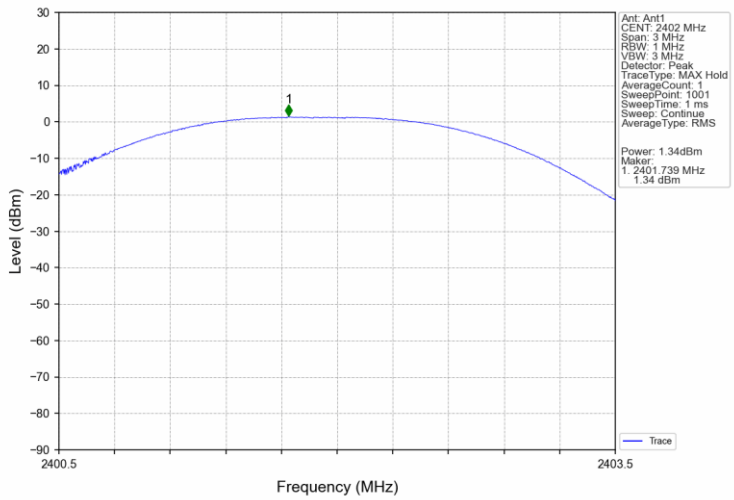

1M_MCH_2440MHz_Ant1_NTNV

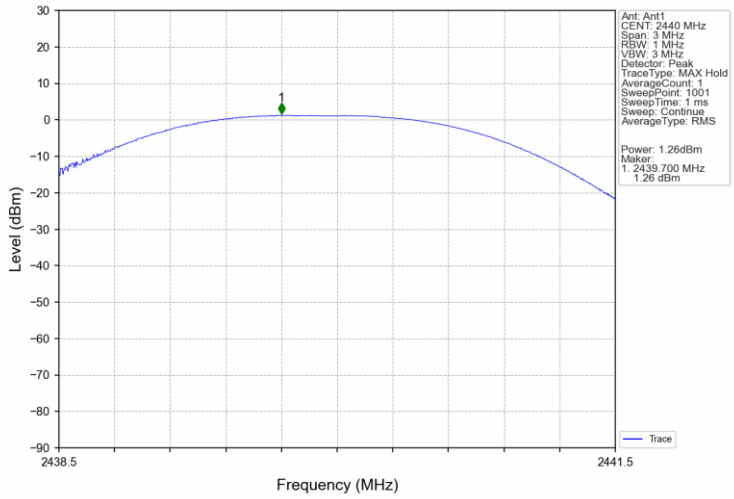

1M_HCH_2480MHz_Ant1_NTNV

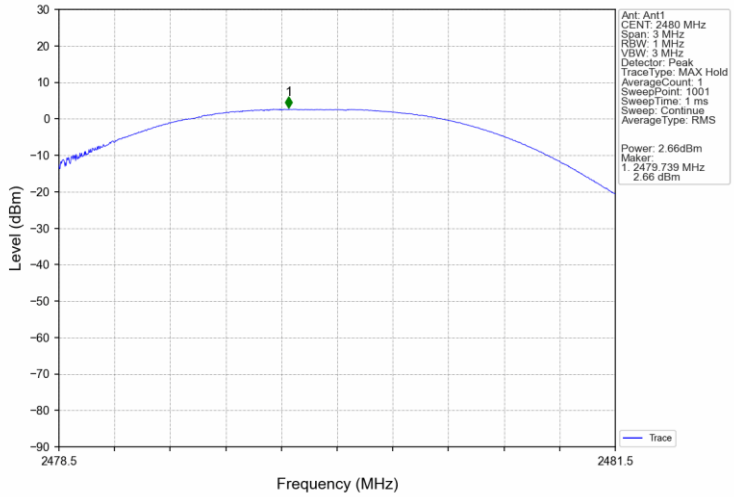

2M_LCH_2402MHz_Ant1_NTNV

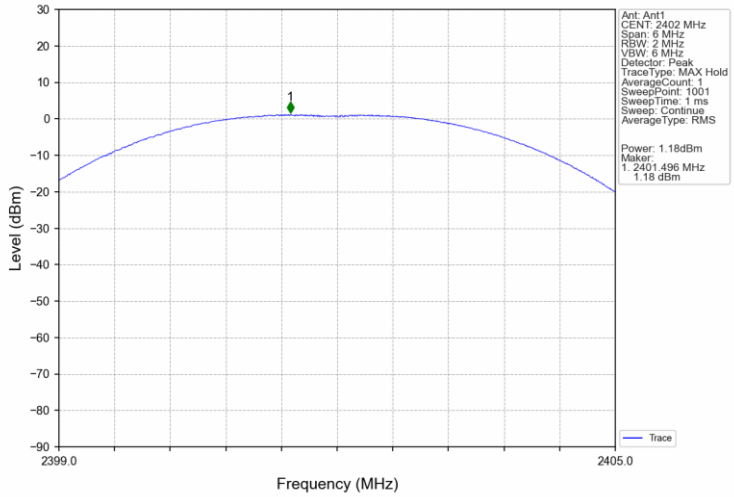

2M_MCH_2440MHz_Ant1_NTNV

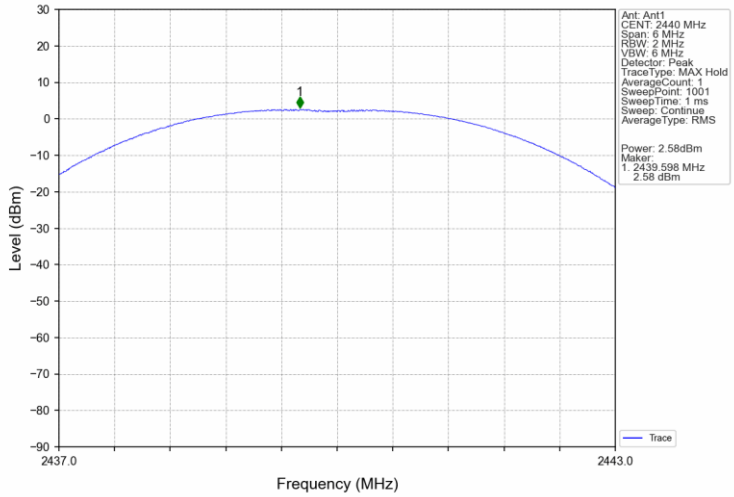

2M_HCH_2480MHz_Ant1_NTNV

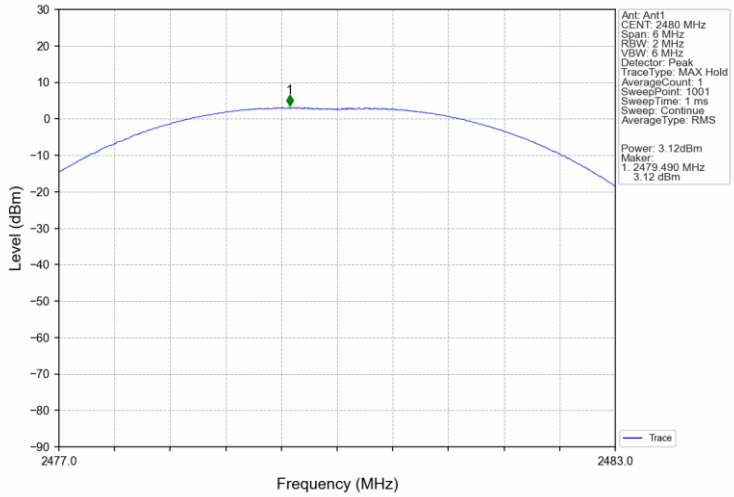

4. Maximum Power Spectral Density

4.1 Test Result

4.1.1 PSD

Mode	TX Type	Frequency (MHz)	Maximum PSD (dBm/3kHz)		Verdict
			ANT1	Limit	
1M	SISO	2402	-15.82	<=8	Pass
		2440	-15.67	<=8	Pass
		2480	-14.26	<=8	Pass
2M	SISO	2402	-20.29	<=8	Pass
		2440	-19.09	<=8	Pass
		2480	-17.96	<=8	Pass
Note1: Antenna Gain: Ant1: 4.25dBi;					

4.2 Test Graph

4.2.1 PSD

1M_LCH_2402MHz_Ant1_NTNV

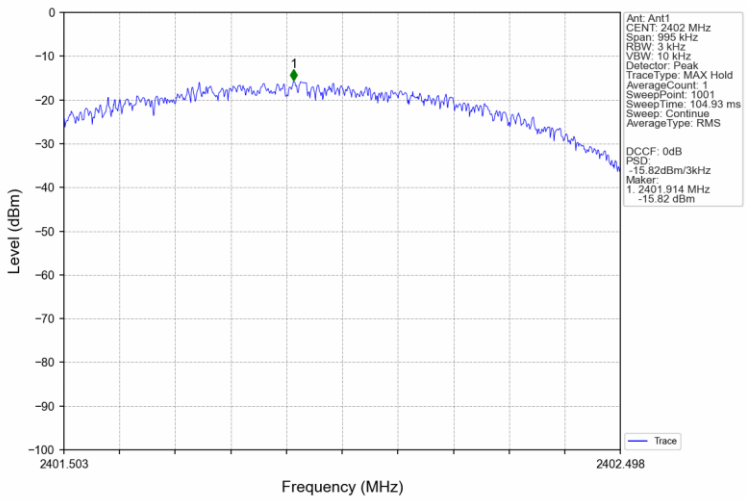

1M_MCH_2440MHz_Ant1_NTNV

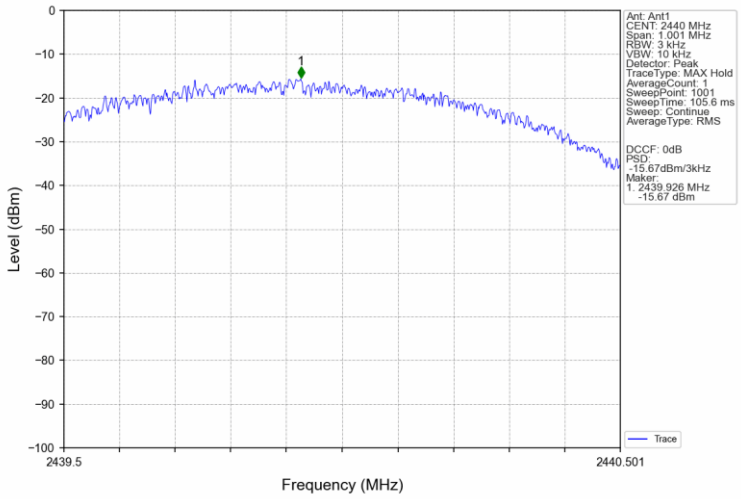

1M_HCH_2480MHz_Ant1_NTNV

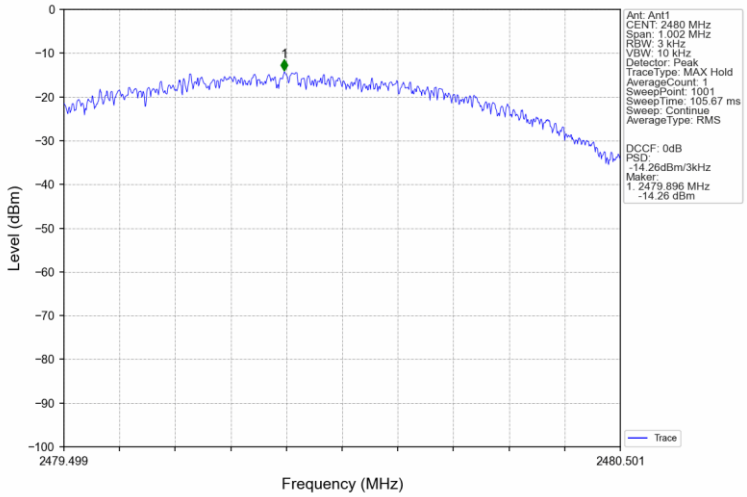

2M_LCH_2402MHz_Ant1_NTNV

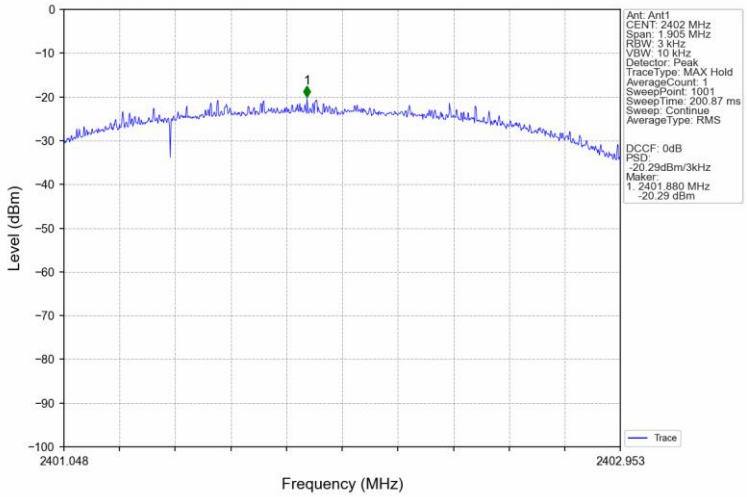

2M_MCH_2440MHz_Ant1_NTNV

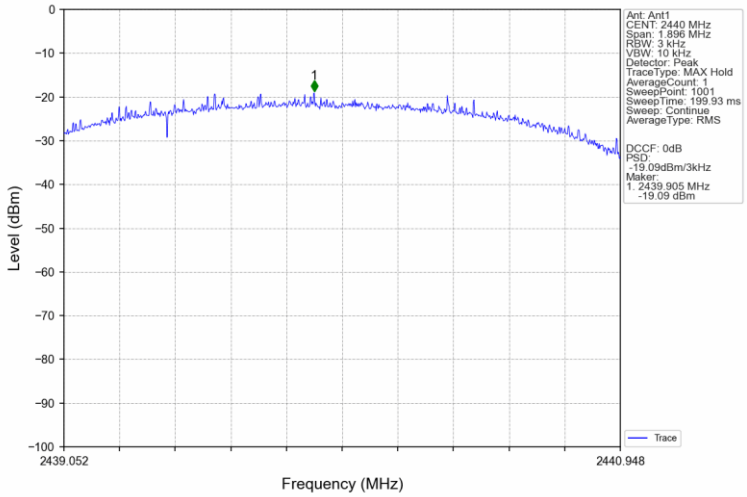

2M_HCH_2480MHz_Ant1_NTNV

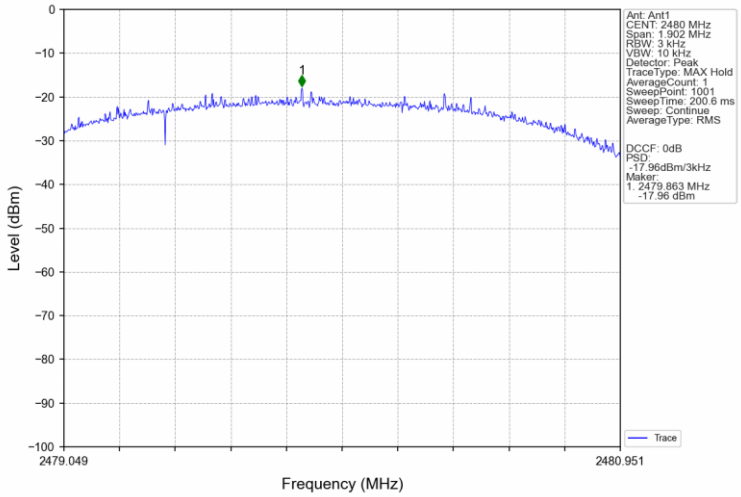

5. Unwanted Emissions In Non-restricted Frequency Bands

5.1 Test Result

5.1.1 Ref

Mode	TX Type	Frequency (MHz)	ANT	Level of Reference (dBm)
1M	SISO	2402	1	0.45
		2440	1	0.45
		2480	1	1.74
2M	SISO	2402	1	-0.91
		2440	1	0.59
		2480	1	1.02
Note1: Refer to FCC Part 15.247 (d) and ANSI C63.10-2020, the channel contains the maximum PSD level was used to establish the reference level.				

5.1.2 CSE

Mode	TX Type	Frequency (MHz)	ANT	Level of Reference (dBm)	Limit (dBm)	Verdict
1M	SISO	2402	1	1.74	-18.26	Pass
		2440	1	1.74	-18.26	Pass
		2480	1	1.74	-18.26	Pass
2M	SISO	2402	1	1.02	-18.98	Pass
		2440	1	1.02	-18.98	Pass
		2480	1	1.02	-18.98	Pass
Note1: Refer to FCC Part 15.247 (d) and ANSI C63.10-2020, the channel contains the maximum PSD level was used to establish the reference level.						

5.2 Test Graph

5.2.1 Ref

1M_LCH_2402MHz_Ant1_NTNV

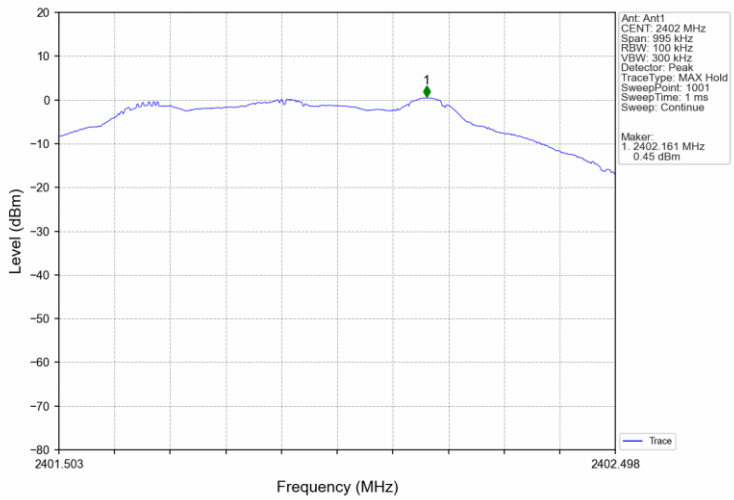

1M_MCH_2440MHz_Ant1_NTNV

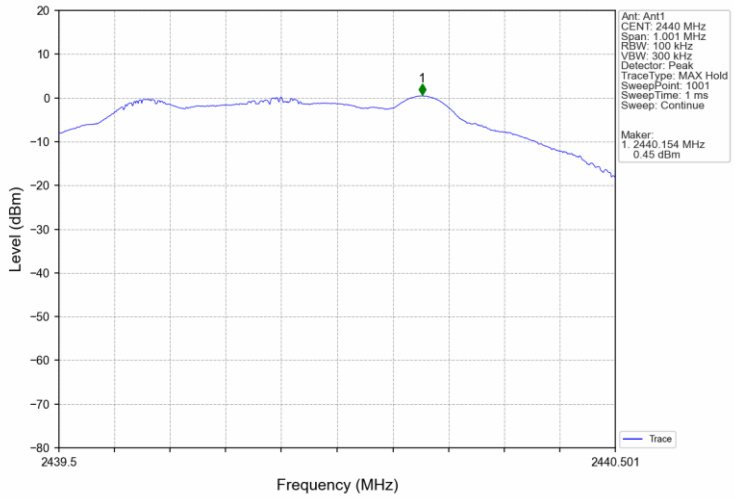

1M_HCH_2480MHz_Ant1_NTNV

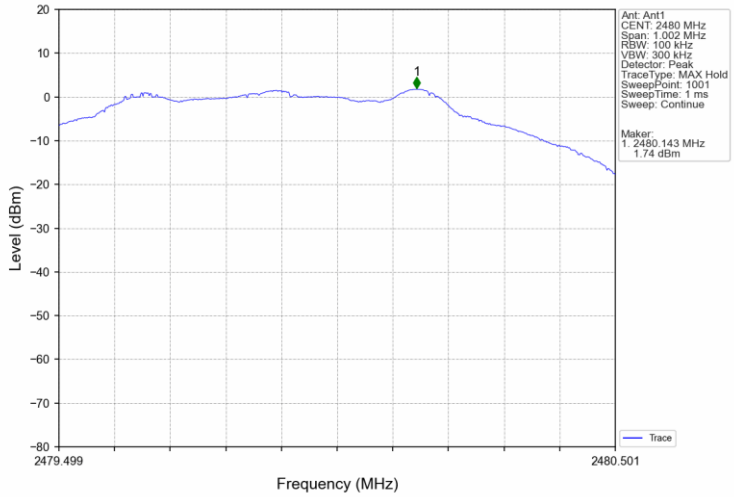

2M_LCH_2402MHz_Ant1_NTNV

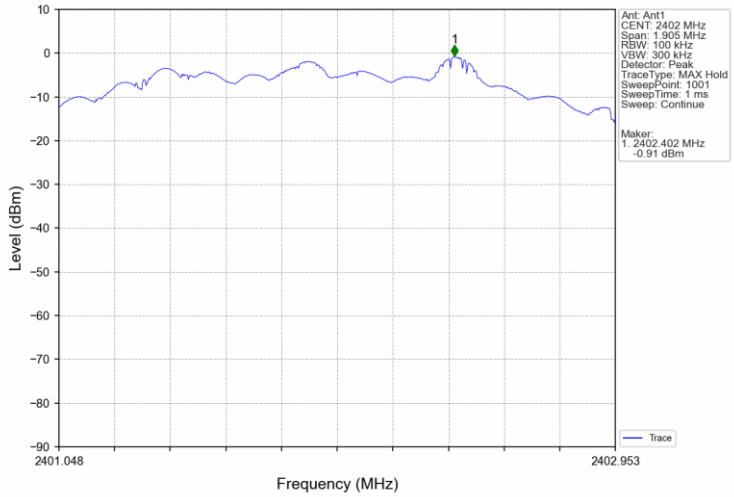

2M_MCH_2440MHz_Ant1_NTNV

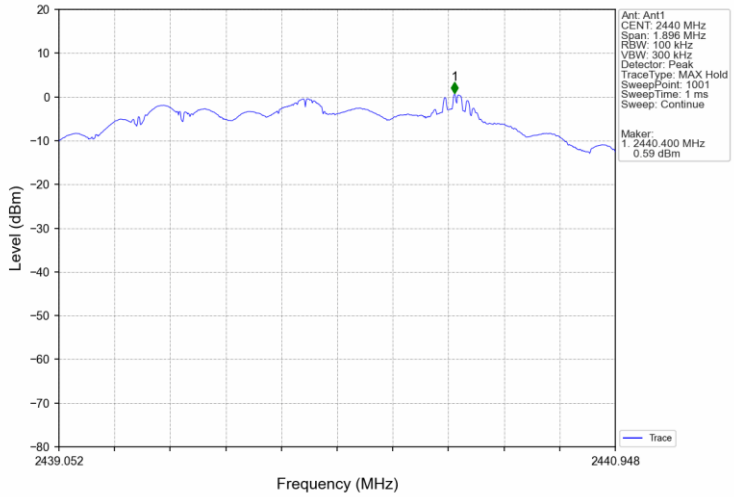

2M_HCH_2480MHz_Ant1_NTNV

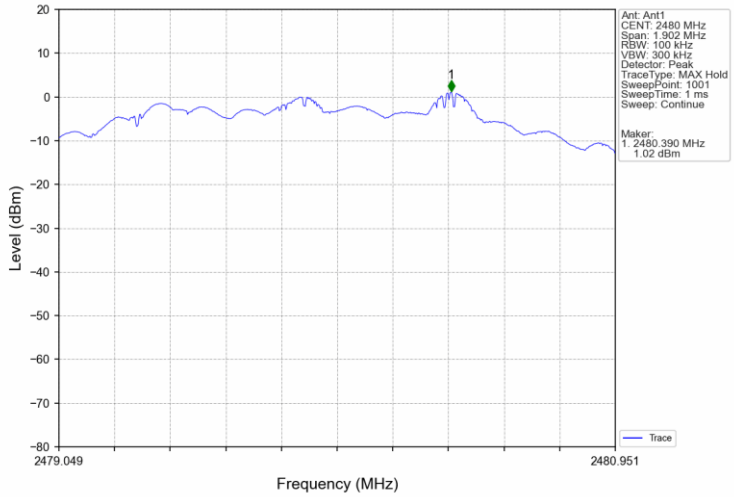

5.2.2 CSE

1M_LCH_2402MHz_Ant1_NTNV

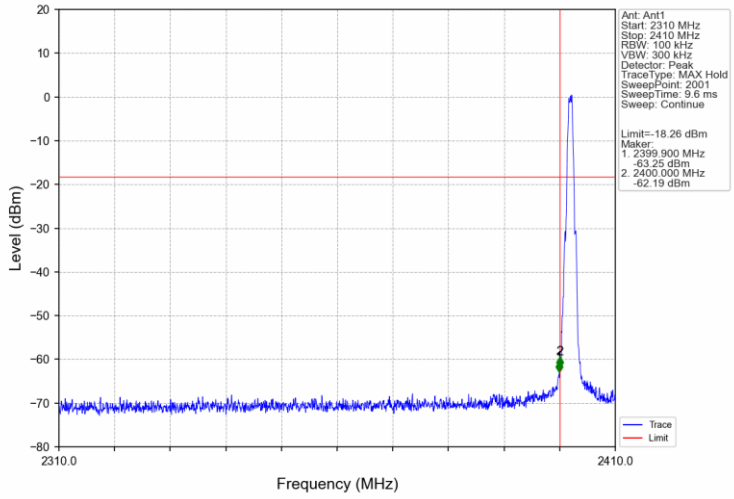

1M_LCH_2402MHz_Ant1_NTNV

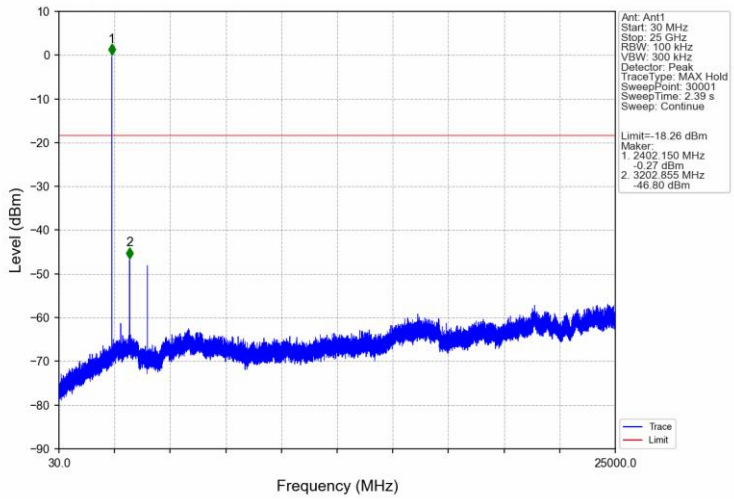

1M_MCH_2440MHz_Ant1_NTNV

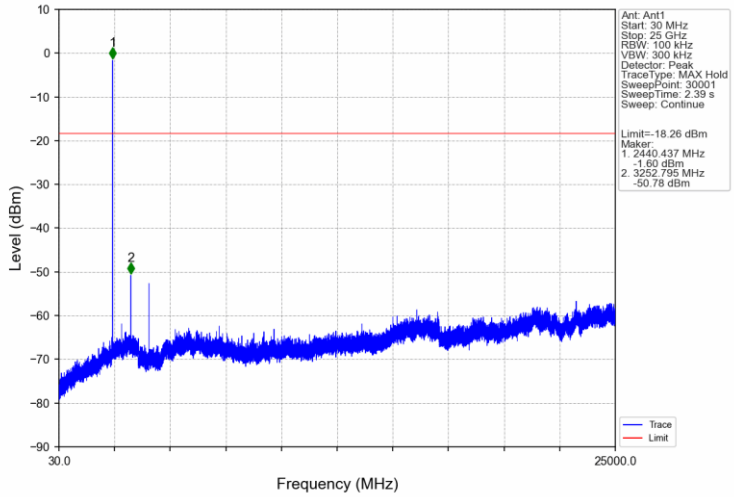

1M_HCH_2480MHz_Ant1_NTNV

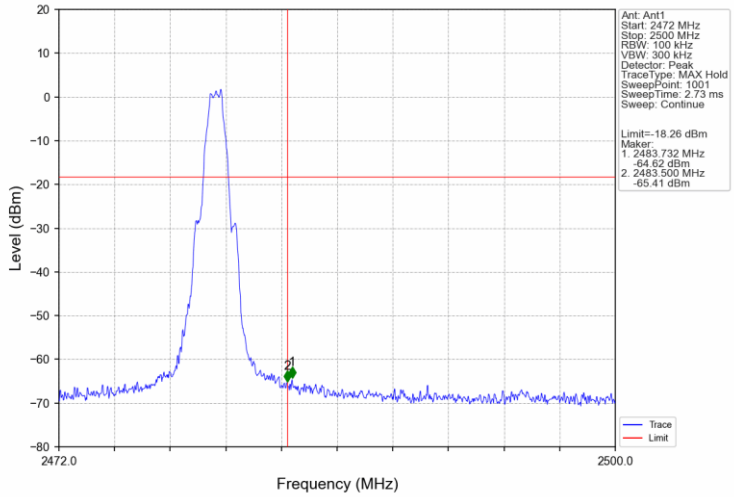

1M_HCH_2480MHz_Ant1_NTNV

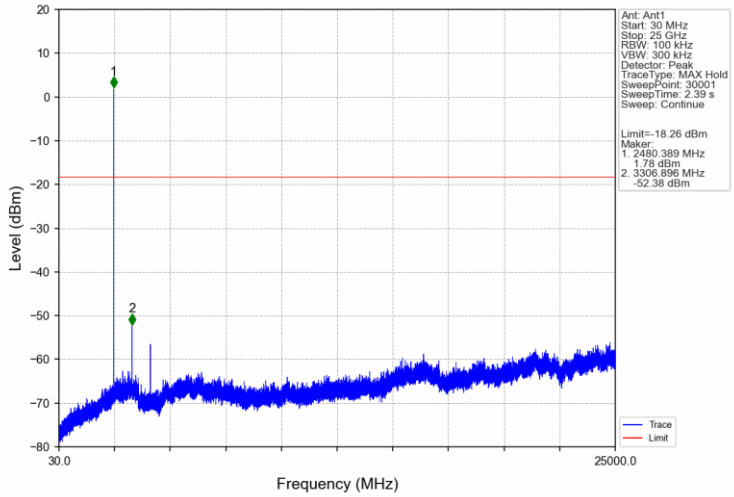

2M_LCH_2402MHz_Ant1_NTNV

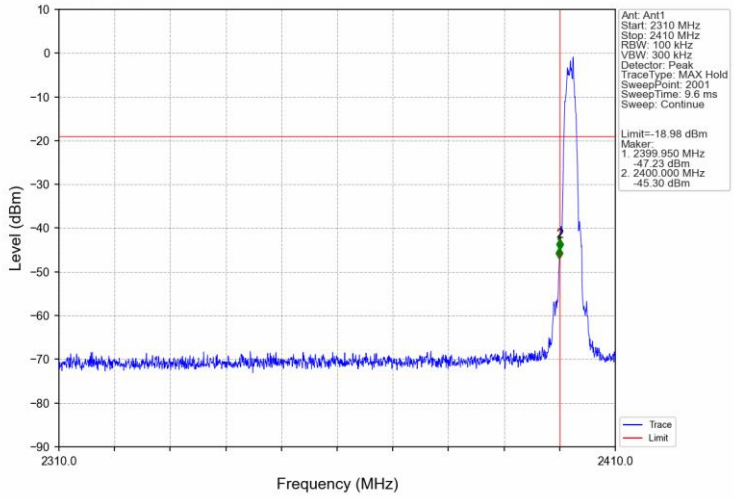

2M_LCH_2402MHz_Ant1_NTNV

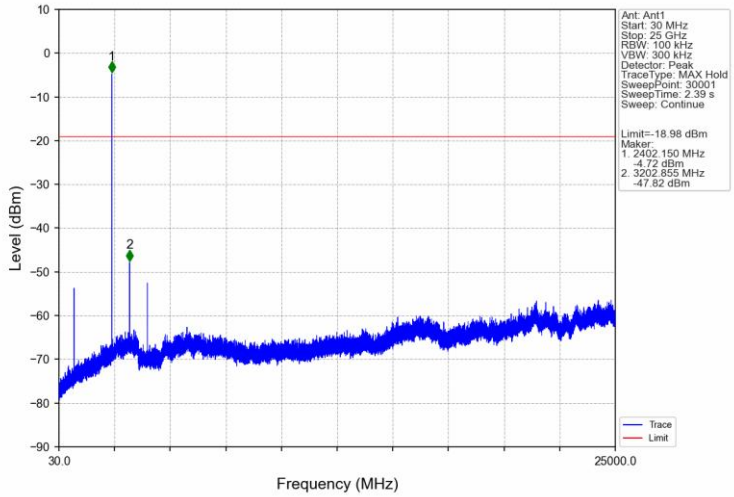

2M_MCH_2440MHz_Ant1_NTNV

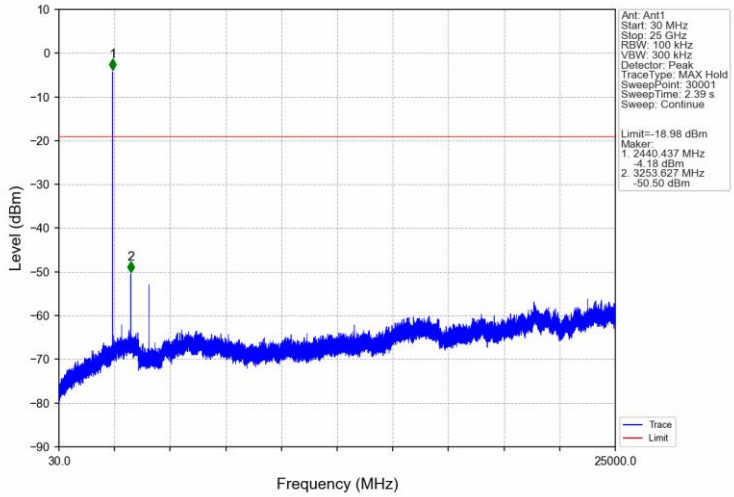

2M_HCH_2480MHz_Ant1_NTNV

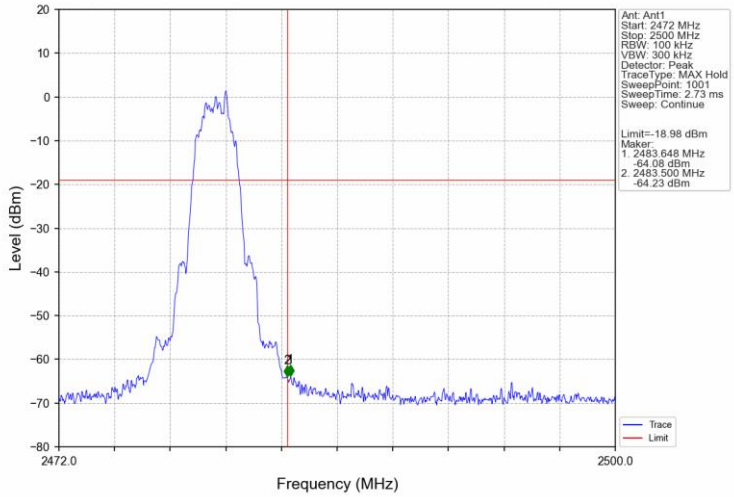

2M_HCH_2480MHz_Ant1_NTNV

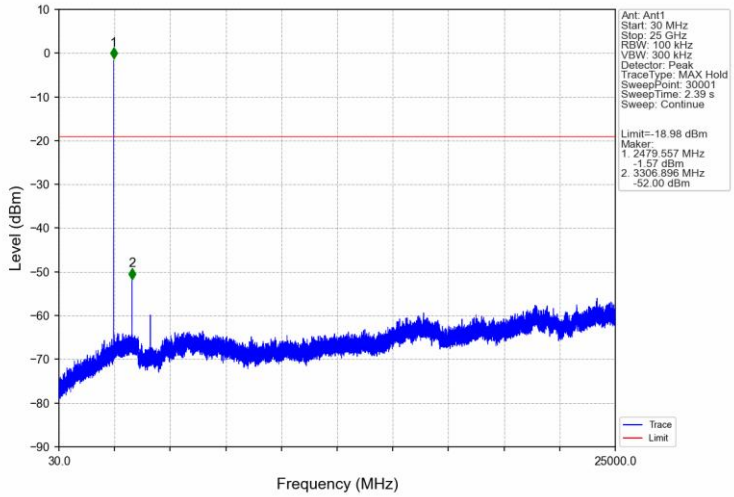

6. Form731

6.1 Test Result

6.1.1 Form731

Lower Freq (MHz)	High Freq (MHz)	MAX Power (W)	MAX Power (dBm)
2402	2480	0.0021	3.12