User's manual

Scan the QR code to download

1.Connect led color strip and controller, power on controller.
2.Scan QR code download APP.

3.Start app, search and connect controller.
4.Enjoy the Bluetooth wireless control experience.

APP Program Usage

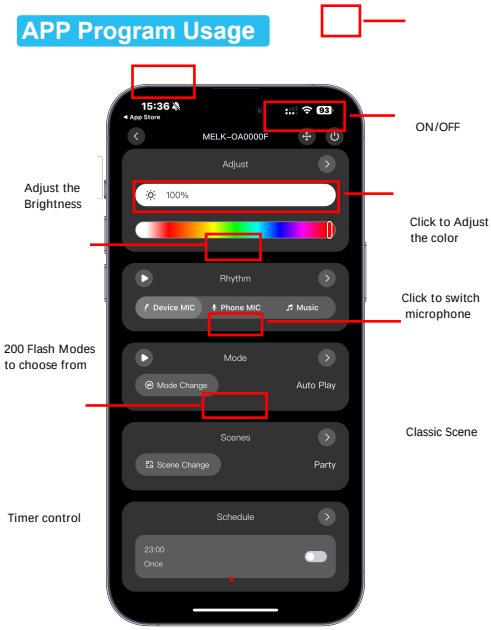

24K Key IR Remote



Index Adjustment
Switch Button
Dynamic Function
Color Zone
IC set (Lighting Length Adjustment)

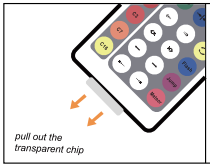

Power Source

Plug out the plastic pad from the remote before using and enter the plastic pad to the remote after using which saves the power of the battery.If the battery ran out of power, please search "CR2025 battery" on net or buy it on near store.

Zone	Symbol	Key Function
Index Adjustment	↑ ↓ IC Set	Adjust the length of the light, after setting, press the on/off button to confirm that the bright white light takes effect
Switch Button	⏻	Turn on/off
Color Zone	CS	Rhythm mode switching
	C3	Cycle three colors
	C7	Seven color switching
	C16	16 color switching
	w/ww	White
Dynamic Function		Lamu
		Lower the curtain
	← →	Reserve running/Forward running
		Mode switch
	← →	Reserve background running Forward background color running move
	− −	Reserve light tracing/Forward chasing light
	← →	Qicai Liushui/Reserve colorful
	Meteor	Qifangming Dark transition
	Jump	Seven-color jump
	Flash	Seven-color strobe
	Auto	Automatic cycle

LED Mobile Phone Bluetooth controller

Product Features

- LED Bluetooth controller is directly via mobile phone control remote distance can reach 20m without the need to set up, easy to connectopen the software within 5 seconds you can automatically connect the controller
- Flow the rhythm of the music changes
- Group control
- Brightness, speed addition and subtraction
- Maximum can be 10 meters RGB(W) strip
- The software shows that the text is based onthe language of the mobile phone set up automatic transformation of Chinese and English.

Animation Effect:

- Colorful gradient
- All kinds of monchrome, double color gradient
- All kinds of monochrome, double color,colorful flashing
- Colorful jump
- Follow the thythm of the music chagnes

Product Paramters:

- Bluetooth: BLE V4.2
- Voltage: 5V
- Working Temp: -25~75 C
- Size: 43*22*11 mm
- Weight: 30g
- Max Power: 3W（5V）

Points de collecte sur www.quefairedemesdechets.fr
Privilégiez la réparation ou le don de votre appareil !

⚠WARNING

- **INGESTION HAZARD**: This product contains a button cell or coin battery.
- **DEATH** or serious injury can occur if ingested.
- A swallowed button cell or coin battery can cause **Internal Chemical Burns** in as little as **2 hours**.
- **KEEP** new and used batteries **OUT OF REACH of CHILDREN**
- **Seek immediate medical attention** if a battery is suspected to be swallowed or inserted inside any part of the body.

⚠ WARNING: Changes or modifications to this unit not expressly approved by the party responsible for compliance could void the user ’s authority to operate the equipment.

NOTE:This device complies with part 15 of the FCC Rules. Operation is subject to the following two conditions: (1) This device may not cause harmful interference, and (2) this device must accept any interference received, including interference that may cause undesired operation.

FCC Statement:This equipment has been tested and found to comply with the limits for a Class B digital device, pursuant to part 15 of the FCC Rules. These limits are designed to provide reasonable protection against harmful interference in a residential installation. This equipment generates, uses and can radiate radio frequency energy and, if not installed and used in accordance with the instructions, may cause harmful interference to radio communications. However, there is no guarantee that interference will not occur in a particular installation. If this equipment does cause harmful interference to radio or television reception, which can be determined by turning the equipment off and on, the user is encouraged to try to correct the interference by one or more of the following measures:
—Reorient or relocate the receiving antenna.
—Increase the separation between the equipment and receiver.
—Connect the equipment into an outlet on a circuit different from that to which the receiver is connected.
—Consult the dealer or an experienced radio/TV technician for help.

RF exposure compliance statement:
This device has been evaluated to meet the general RF exposure requirement

MADE IN CHINA