Appendix B

Temperature:	22.5°C
Relative Humidity:	51.8%
ATM Pressure:	100.0kPa
Test Engineer:	Bob Yang
Supervised by:	Nick Peng

Detailed Test Results

1. GSM
GSM850 for Head& Body
GSM1900 for Head& Body
2. WCDMA
WCDMA Band II for Head& Body
WCDMA Band V for Head& Body
3. LTE
LTE Band 7 for Head& Body
LTE Band 12 for Head& Body
LTE Band 25 for Head& Body
LTE Band 26 for Head& Body
LTE Band 41 for Head& Body
LTE Band 66 for Head& Body
4. WIFI&BT
WIFI 2.4GHz for Head& Body
WIFI 5.2GHz for Head& Body
WIFI 5.3GHz for Head& Body
WIFI 5.5GHz for Head& Body
WIFI 5.8GHz for Head& Body

Date:2025/4/4

Test Laboratory: LCS-SAR Lab

GSM 850 190CH Left Cheek

DUT: TD-LTE digital mobile phone; Type: M17 Pro; Serial: A250311055-1

Communication System: UID 0, GSM (0); Frequency: 836.6 MHz;Duty Cycle: 1: 1
Medium parameters used: f = 836.6 MHz; σ = 0.889 S/m; ε_r = 41.546; ρ = 1000 kg/m^3
Phantom section: Left Section

DASY Configuration:

- Probe: EX3DV4 - SN3805; ConvF(9.08, 9.08, 9.08); Calibrated: 2025/2/25;
- Sensor-Surface: 1.4mm (Mechanical Surface Detection)
- Electronics: DAE3 Sn373; Calibrated: 2025/2/17
- Phantom: SAM v5.0; Type: SAM; Serial: 1850
- DASY52 52.8.8(1222); SEMCAD X 14.6.10(7331)

Configuration/Head/Area Scan (8x11x1): Measurement grid: dx=15mm, dy=15mm
Maximum value of SAR (measured) = 0.272 W/kg

Configuration/Head /Zoom Scan (5x5x7)/Cube 0: Measurement grid: dx=8mm, dy=8mm, dz=5mm
Reference Value = 6.527 V/m; Power Drift = -0.03 dB
Peak SAR (extrapolated) = 0.165 W/kg
SAR(1 g) = 0.232 W/kg; SAR(10 g) = 0.123 W/kg

Maximum value of SAR (measured) = 0.263W/kg

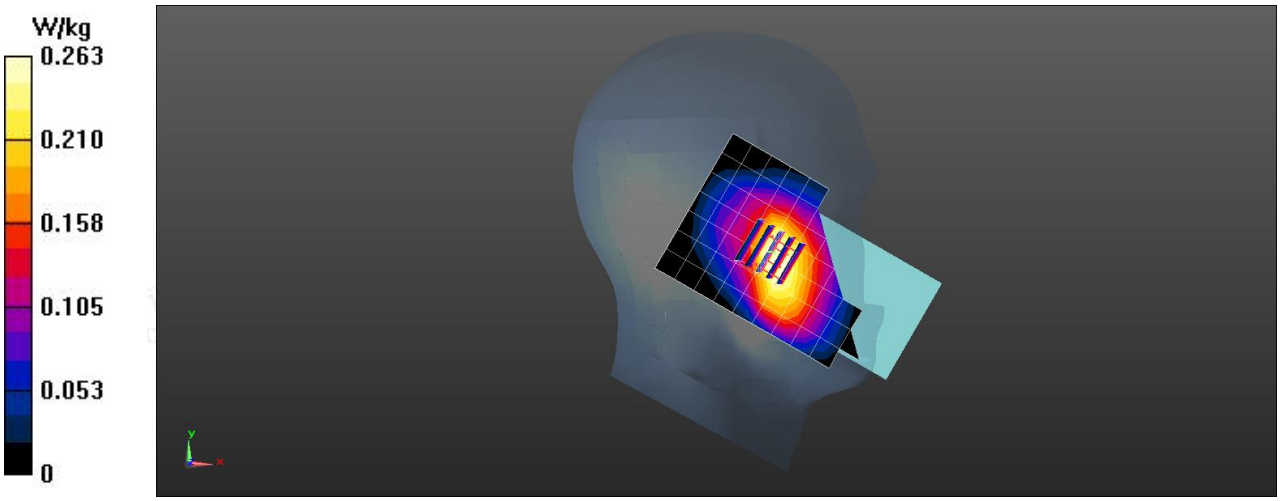

Date: 2025/4/4

Test Laboratory: LCS-SAR Lab

GSM 850 GPRS 3TX 190CH Rear side 5mm

DUT: TD-LTE digital mobile phone; Type: M17 Pro; Serial: A250311055-1

Communication System: UID 0, GSM (0); Frequency: 836.6 MHz;Duty Cycle: 1: 2.77
Medium parameters used: f = 836.6 MHz; σ = 0.889 S/m; ε_r = 41.546; ρ = 1000 kg/m^3
Phantom section: Flat Section

DASY Configuration:

- Probe: EX3DV4 - SN3805; ConvF(9.08, 9.08, 9.08); Calibrated: 2025/2/25;
- Sensor-Surface: 1.4mm (Mechanical Surface Detection)
- Electronics: DAE3 Sn373; Calibrated: 2025/2/17
- Phantom: SAM v5.0; Type: SAM; Serial: 1850
- DASY52 52.8.8(1222); SEMCAD X 14.6.10(7331)

Configuration/ Body /Area Scan (8x13x1): Measurement grid: dx=15mm, dy=15mm
Maximum value of SAR (measured) = 0.546 W/kg

Configuration/ Body /Zoom Scan (5x5x7)/Cube 0: Measurement grid: dx=8mm, dy=8mm, dz=5mm
Reference Value = 11.39 V/m; Power Drift = -0.16 dB
Peak SAR (extrapolated) = 0.424 W/kg
SAR(1 g) = 0.389 W/kg; SAR(10 g) = 0.204 W/kg

Maximum value of SAR (measured) = 0.595 W/kg

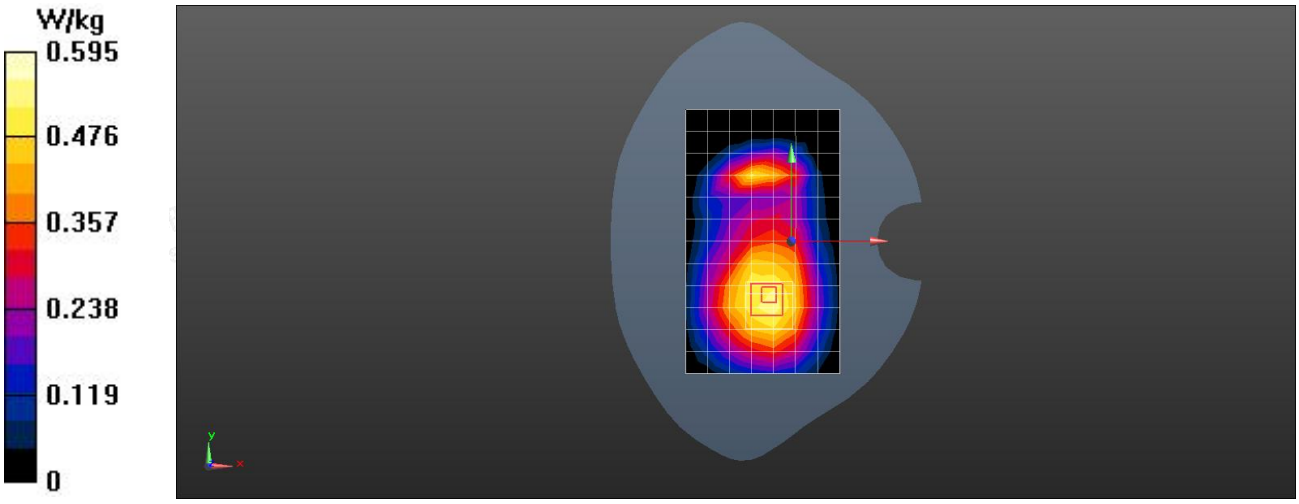

Date: 2025/4/6

Test Laboratory: LCS-SAR Lab

GSM 1900 661CH Left Cheek

DUT: TD-LTE digital mobile phone; Type: M17 Pro; Serial: A250311055-1

Communication System: UID 0, GSM (0); Frequency: 1850.2 MHz;Duty Cycle: 1: 1
Medium parameters used: f = 1850.2 MHz; σ = 1.403 S/m; ε_r = 39.806; ρ = 1000 kg/m^3
Phantom section: Left Section

DASY Configuration:

- Probe: EX3DV4 - SN3805; ConvF(7.80, 7.80, 7.80); Calibrated: 2025/2/25;
- Sensor-Surface: 1.4mm (Mechanical Surface Detection)
- Electronics: DAE3 Sn373; Calibrated: 2025/2/17
- Phantom: SAM v5.0; Type: SAM; Serial: 1850
- DASY52 52.8.8(1222); SEMCAD X 14.6.10(7331)

Configuration/Head /Area Scan (8x11x1): Measurement grid: dx=15mm, dy=15mm
Maximum value of SAR (measured) = 0.352 W/kg

Configuration/Head /Zoom Scan (5x5x7)/Cube 0: Measurement grid: dx=8mm, dy=8mm, dz=5mm
Reference Value = 4.267 V/m; Power Drift = -0.12 dB
Peak SAR (extrapolated) = 0.253 W/kg
SAR(1 g) = 0.276 W/kg; SAR(10 g) = 0.147 W/kg

Maximum value of SAR (measured) = 0.340 W/kg

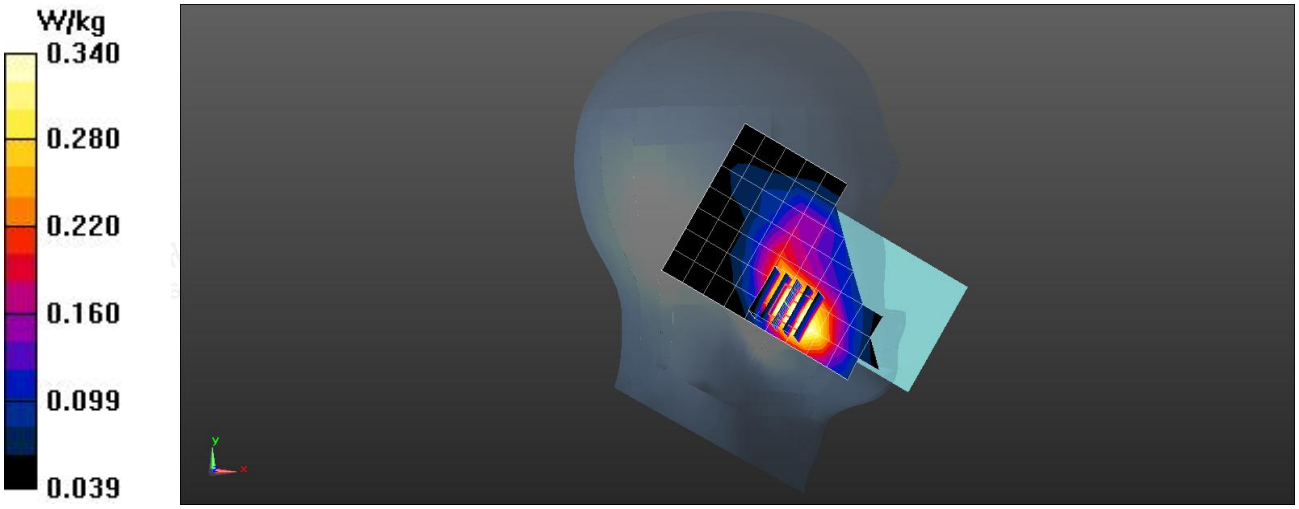

Date: 2025/4/6

Test Laboratory: LCS-SAR Lab

GSM 1900 GPRS 2TX 661CH Rear side 5mm

DUT: TD-LTE digital mobile phone; Type: M17 Pro; Serial: A250311055-1

Communication System: UID 0, GSM (0); Frequency: 1880 MHz;Duty Cycle: 1: 4.15
Medium parameters used: f = 1880 MHz; σ = 1.433 S/m; ε_r = 39.142; ρ = 1000 kg/m^3
Phantom section: Flat Section

DASY Configuration:

- Probe: EX3DV4 - SN3805; ConvF(7.80, 7.80, 7.80); Calibrated: 2025/2/25;
- Sensor-Surface: 1.4mm (Mechanical Surface Detection)
- Electronics: DAE3 Sn373; Calibrated: 2025/2/17
- Phantom: SAM v5.0; Type: SAM; Serial: 1850
- DASY52 52.8.8(1222); SEMCAD X 14.6.10(7331)

Configuration/ Body /Area Scan (8x13x1): Measurement grid: dx=15mm, dy=15mm
Maximum value of SAR (measured) = 0.607 W/kg

Configuration/ Body /Zoom Scan (5x5x7)/Cube 0: Measurement grid: dx=8mm, dy=8mm, dz=5mm
Reference Value =3.834 V/m; Power Drift = -0.16 dB
Peak SAR (extrapolated) = 0.493 W/kg
SAR(1 g) = 0.459 W/kg; SAR(10 g) = 0.235 W/kg

Maximum value of SAR (measured) = 0.651 W/kg

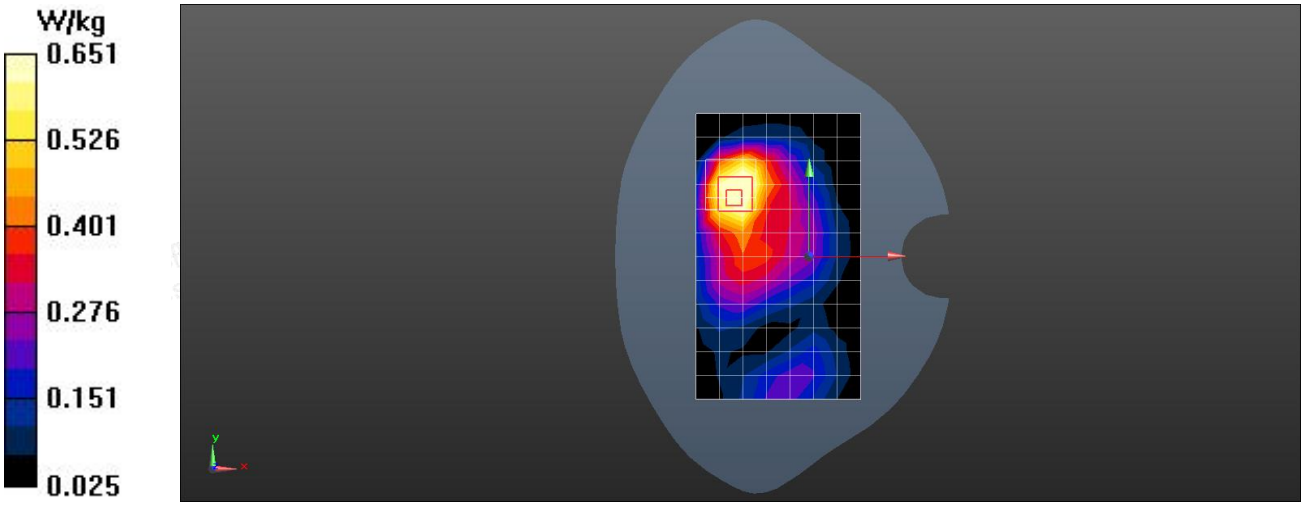

Date: 2025/4/6

Test Laboratory: LCS-SAR Lab

WCDMA II RMC 9400CH Left Cheek

DUT: TD-LTE digital mobile phone; Type: M17 Pro; Serial: A250311055-1

Communication System: UID 0, WCDMA (0); Frequency: 1880 MHz;Duty Cycle: 1:1
Medium parameters used: f = 1880 MHz; σ = 1.433 S/m; ε_r = 39.142; ρ = 1000 kg/m^3
Phantom section: Left Section

DASY Configuration:

- Probe: EX3DV4 - SN3805; ConvF(7.80, 7.80, 7.80); Calibrated: 2025/2/25;
- Sensor-Surface: 1.4mm (Mechanical Surface Detection)
- Electronics: DAE3 Sn373; Calibrated: 2025/2/17
- Phantom: SAM v5.0; Type: SAM; Serial: 1850
- DASY52 52.8.8(1222); SEMCAD X 14.6.10(7331)

Configuration/Head /Area Scan (8x11x1): Measurement grid: dx=15mm, dy=15mm
Maximum value of SAR (measured) = 0.268 W/kg

Configuration/Head /Zoom Scan (5x5x7)/Cube 0: Measurement grid: dx=8mm, dy=8mm, dz=5mm
Reference Value = 5.427 V/m; Power Drift = -0.05 dB
Peak SAR (extrapolated) = 0.431 W/kg
SAR(1 g) = 0.173 W/kg; SAR(10 g) = 0.094 W/kg

Maximum value of SAR (measured) = 0.263 W/kg

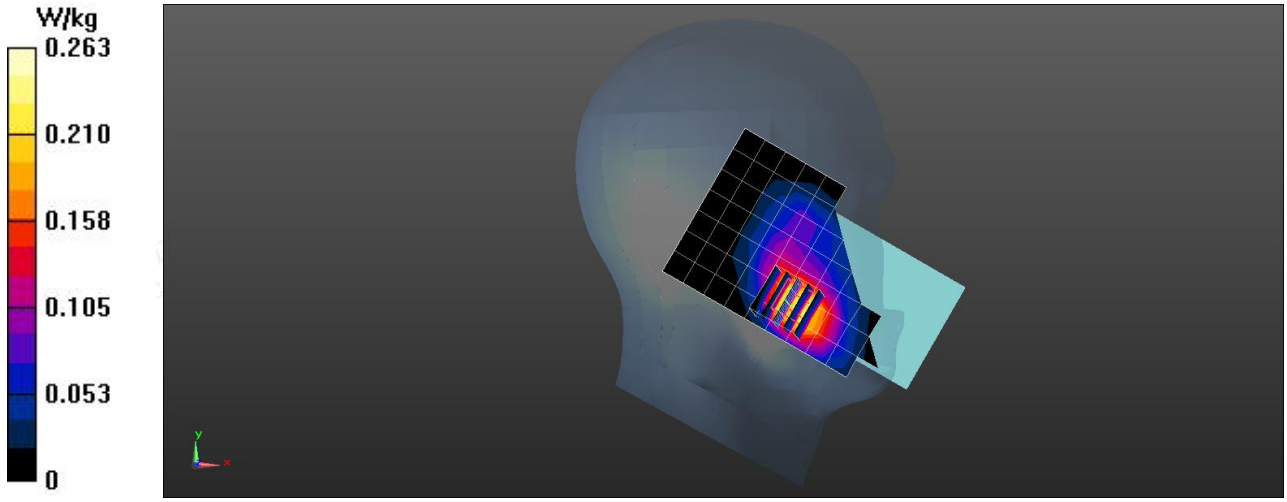

Date: 2025/4/6

Test Laboratory: LCS-SAR Lab

WCDMA II RMC 9400CH Rear side 5mm

DUT: TD-LTE digital mobile phone; Type: M17 Pro; Serial: A250311055-1

Communication System: UID 0, WCDMA (0); Frequency: 1880 MHz;Duty Cycle: 1:1
Medium parameters used: f = 1880 MHz; σ = 1.433 S/m; ε_r = 39.142; ρ = 1000 kg/m^3
Phantom section: Flat Section

DASY Configuration:

- Probe: EX3DV4 - SN3805; ConvF(7.80, 7.80, 7.80); Calibrated: 2025/2/25;
- Sensor-Surface: 1.4mm (Mechanical Surface Detection)
- Electronics: DAE3 Sn373; Calibrated: 2025/2/17
- Phantom: SAM v5.0; Type: SAM; Serial: 1850
- DASY52 52.8.8(1222); SEMCAD X 14.6.10(7331)

Configuration/ Body /Area Scan (8x13x1): Measurement grid: dx=15mm, dy=15mm
Maximum value of SAR (measured) = 0.368W/kg

Configuration/ Body /Zoom Scan (5x5x7)/Cube 0: Measurement grid: dx=8mm, dy=8mm, dz=5mm
Reference Value = 11.04 V/m; Power Drift = -0.05 dB
Peak SAR (extrapolated) = 0.347 W/kg
SAR(1 g) = 0.306 W/kg; SAR(10 g) = 0.176 W/kg

Maximum value of SAR (measured) = 0.362 W/kg

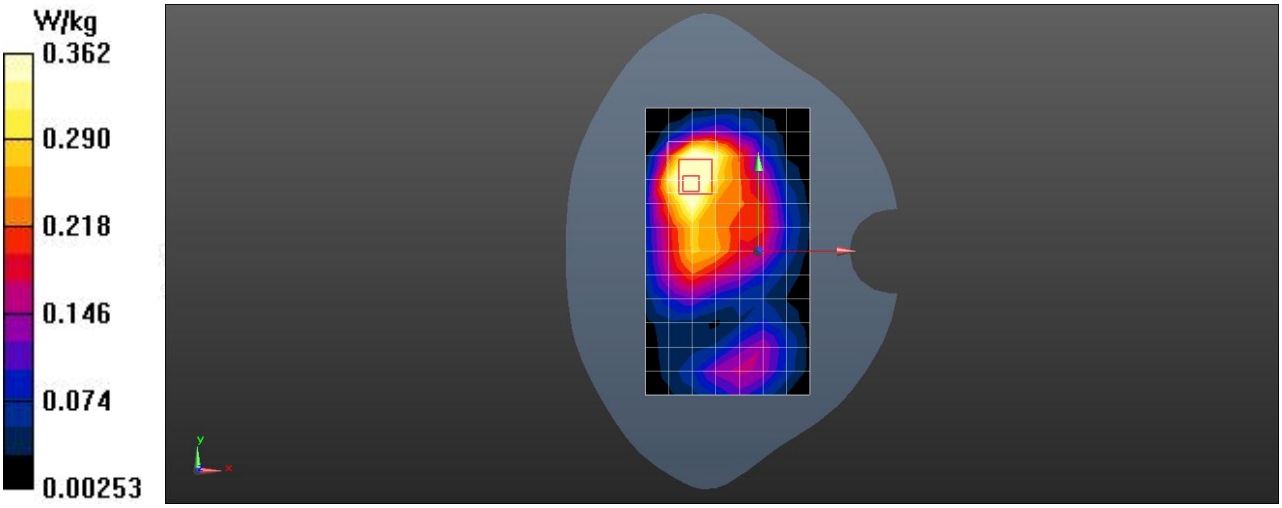

Date: 2025/4/4

Test Laboratory: LCS-SAR Lab

WCDMA V RMC 4182CH Right Cheek

DUT: TD-LTE digital mobile phone; Type: M17 Pro; Serial: A250311055-1

Communication System: UID 0, WCDMA (0); Frequency: 836.4 MHz;Duty Cycle: 1:1
Medium parameters used: f = 836.4 MHz; σ = 0.878 S/m; ε_r = 41.139; ρ = 1000 kg/m^3
Phantom section: Right Section

DASY Configuration:

- Probe: EX3DV4 - SN3805; ConvF(9.08, 9.08, 9.08); Calibrated: 2025/2/25;
- Sensor-Surface: 1.4mm (Mechanical Surface Detection)
- Electronics: DAE3 Sn373; Calibrated: 2025/2/17
- Phantom: SAM v5.0; Type: SAM; Serial: 1850
- DASY52 52.8.8(1222); SEMCAD X 14.6.10(7331)

Configuration/Head /Area Scan (8x11x1): Measurement grid: dx=15mm, dy=15mm

Maximum value of SAR (measured) = 0.249 W/kg

Configuration/Head /Zoom Scan (5x5x7)/Cube 0: Measurement grid: dx=8mm, dy=8mm, dz=5mm
Reference Value = 4.624 V/m; Power Drift = -0.14 dB
Peak SAR (extrapolated) = 0.136 W/kg
SAR(1 g) = 0.225 W/kg; SAR(10 g) = 0.124 W/kg

Maximum value of SAR (measured) = 0.258 W/kg

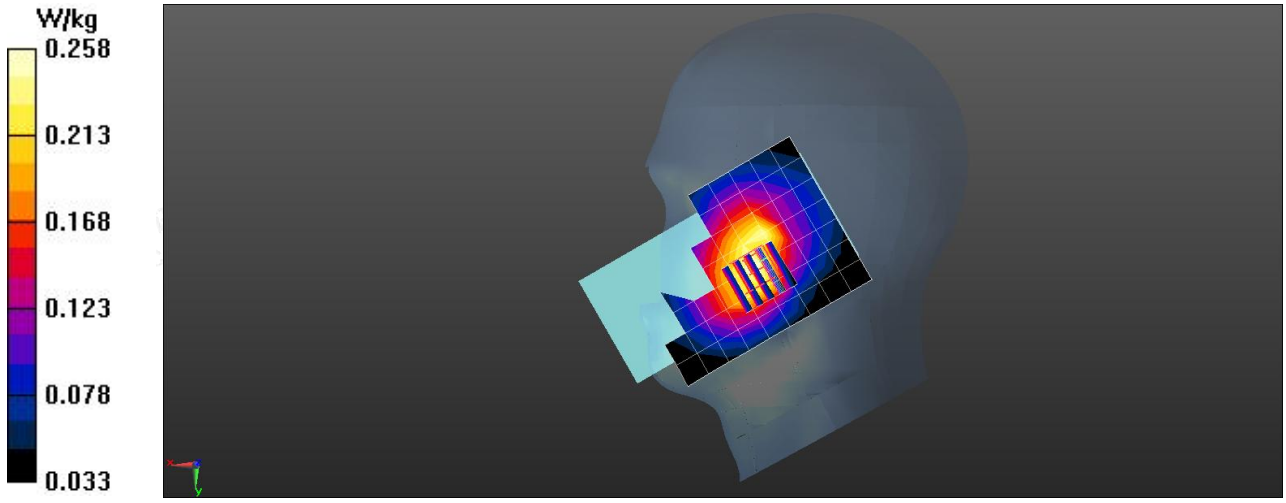

Date: 2025/4/4

Test Laboratory: LCS-SAR Lab

WCDMA V RMC 4182CH Rear side 5mm

DUT: TD-LTE digital mobile phone; Type: M17 Pro; Serial: A250311055-1

Communication System: UID 0, WCDMA (0); Frequency: 836.4 MHz;Duty Cycle: 1:1
Medium parameters used (interpolated): f = 836.4 MHz; σ = 0.878 S/m; ε_r = 41.139; ρ = 1000 kg/m^3
Phantom section: Flat Section

DASY Configuration:

- Probe: EX3DV4 - SN3805; ConvF(9.08, 9.08, 9.08); Calibrated: 2025/2/25;
- Sensor-Surface: 1.4mm (Mechanical Surface Detection)
- Electronics: DAE3 Sn373; Calibrated: 2025/2/17
- Phantom: SAM v5.0; Type: SAM; Serial: 1850
- DASY52 52.8.8(1222); SEMCAD X 14.6.10(7331)

Configuration/ Body /Area Scan (8x13x1): Measurement grid: dx=15mm, dy=15mm

Maximum value of SAR (measured) = 0.531 W/kg

Configuration/ Body /Zoom Scan (5x5x7)/Cube 0: Measurement grid: dx=8mm, dy=8mm, dz=5mm
Reference Value = 9.264 V/m; Power Drift = 0.16 dB
Peak SAR (extrapolated) = 0.412 W/kg
SAR(1 g) = 0.359 W/kg; SAR(10 g) = 0.194 W/kg

Maximum value of SAR (measured) = 0.554 W/kg

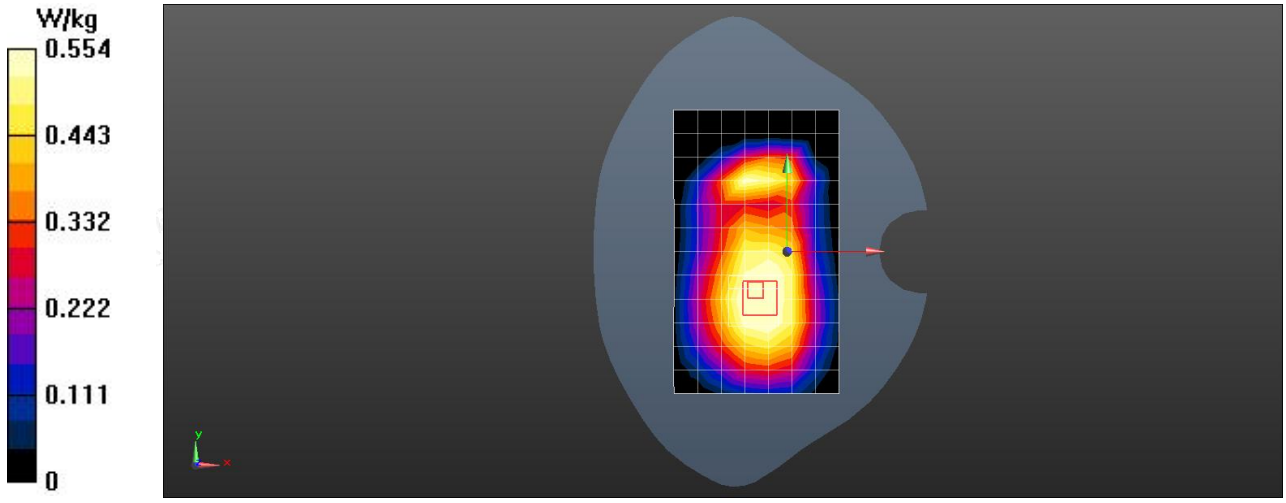

Date: 2025/4/7

Test Laboratory: LCS-SAR Lab

LTE B7 20M QPSK 21100CH 1RB49 Left Cheek

DUT: TD-LTE digital mobile phone; Type: M17 Pro; Serial: A250311055-1

Communication System: UID 0, LTE-FDD (0); Frequency: 2535.5 MHz;Duty Cycle: 1:1
Medium parameters used: f = 2535.5 MHz; σ = 1.933 S/m; ε_r = 38.792; ρ = 1000 kg/m^3
Phantom section: Left Section

DASY Configuration:

- Probe: EX3DV4 - SN3805; ConvF(7.25, 7.25, 7.25); Calibrated: 2025/2/25;
- Sensor-Surface: 1.4mm (Mechanical Surface Detection)
- Electronics: DAE3 Sn373; Calibrated: 2025/2/17
- Phantom: SAM v5.0; Type: SAM; Serial: 1850
- DASY52 52.8.8(1222); SEMCAD X 14.6.10(7331)

Configuration/Head /Area Scan (8x11x1): Measurement grid: dx=12mm, dy=12mm
Maximum value of SAR (measured) = 0.741W/kg

Configuration/Head /Zoom Scan (7x7x7)/Cube 0: Measurement grid: dx=5mm, dy=5mm, dz=5mm
Reference Value = 3.863 V/m; Power Drift = -0.16 dB
Peak SAR (extrapolated) = 0.547 W/kg
SAR(1 g) = 0.554 W/kg; SAR(10 g) = 0.286W/kg

Maximum value of SAR (measured) = 0.732 W/kg

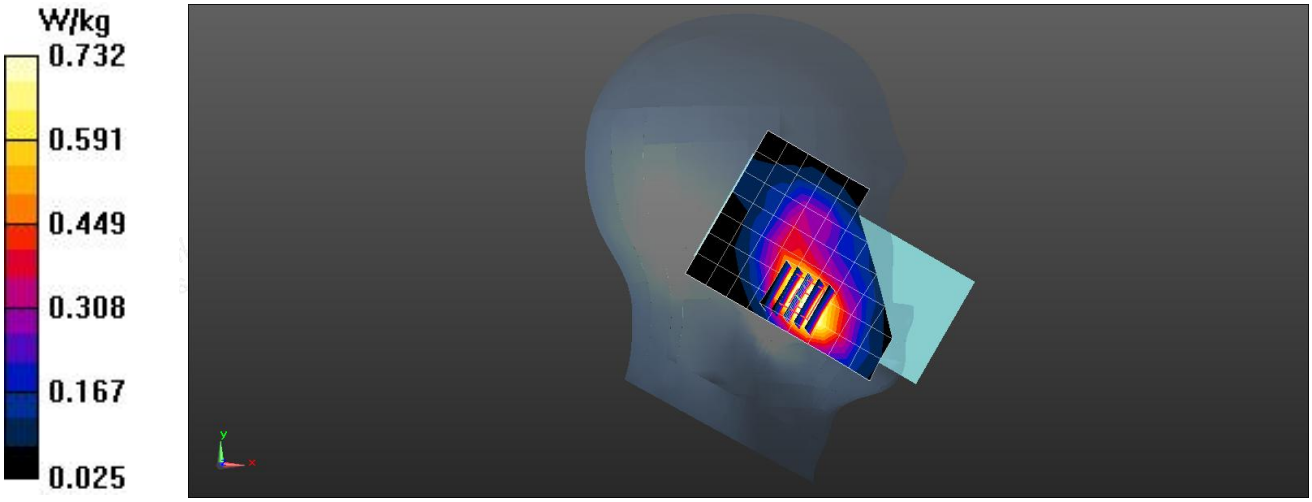

Date: 2025/4/7

Test Laboratory: LCS-SAR Lab

LTE B7 20M QPSK 21100CH 1RB49 Rear side 5mm

DUT: TD-LTE digital mobile phone; Type: M17 Pro; Serial: A250311055-1

Communication System: UID 0, LTE-FDD (0); Frequency: 2535.5 MHz;Duty Cycle: 1:1
Medium parameters used: f = 2535.5 MHz; σ = 1.933 S/m; ε_r = 38.792; ρ = 1000 kg/m^3
Phantom section: Flat Section

DASY Configuration:

- Probe: EX3DV4 - SN3805; ConvF(7.25, 7.25, 7.25); Calibrated: 2025/2/25;
- Sensor-Surface: 1.4mm (Mechanical Surface Detection)
- Electronics: DAE3 Sn373; Calibrated: 2025/2/17
- Phantom: SAM v5.0; Type: SAM; Serial: 1850
- DASY52 52.8.8(1222); SEMCAD X 14.6.10(7331)

Configuration/ Body /Area Scan (10x15x1): Measurement grid: dx=12mm, dy=12mm
Maximum value of SAR (measured) = 0.839 W/kg

Configuration/ Body /Zoom Scan (7x7x7)/Cube 0: Measurement grid: dx=5mm, dy=5mm, dz=5mm
Reference Value =13.52 V/m; Power Drift = 0.05 dB
Peak SAR (extrapolated) = 0.686 W/kg
SAR(1 g) = 0.647 W/kg; SAR(10 g) = 0.336 W/kg

Maximum value of SAR (measured) = 0.842 W/kg

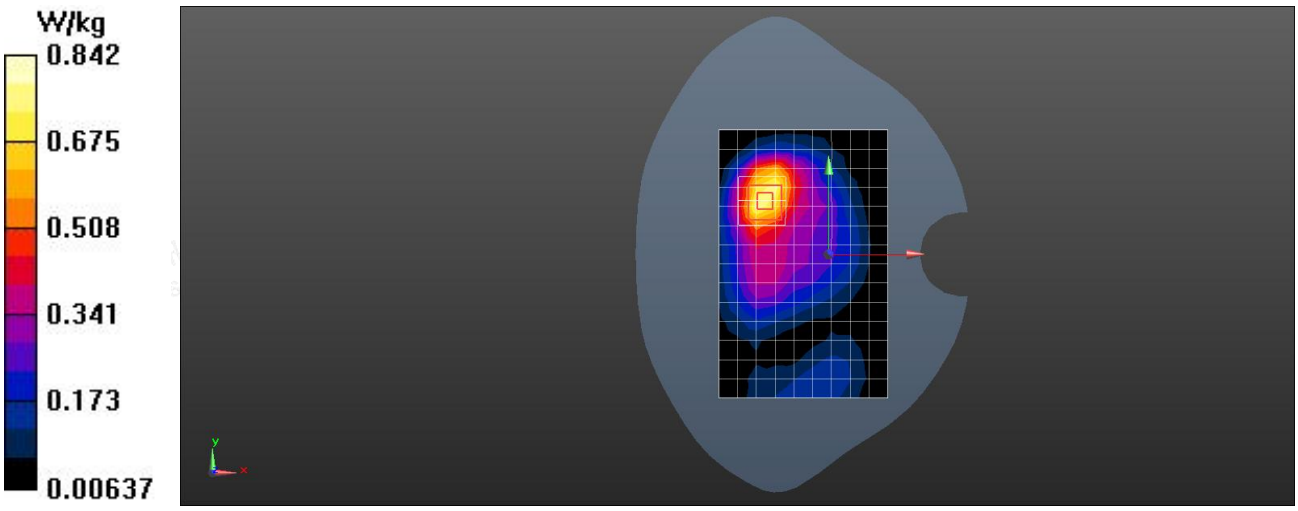

Date: 2025/4/3

Test Laboratory: LCS-SAR Lab

LTE B12 10M QPSK 23060CH 1RB0 Left Cheek

DUT: TD-LTE digital mobile phone; Type: M17 Pro; Serial: A250311055-1

Communication System: UID 0, LTE-FDD (0); Frequency: 704 MHz;Duty Cycle: 1:1
Medium parameters used: f = 704 MHz; σ = 0.887 S/m; ε_r = 41.397; ρ = 1000 kg/m^3
Phantom section: Left Section

DASY Configuration:

- Probe: EX3DV4 - SN3805; ConvF(9.08, 9.08, 9.08); Calibrated: 2025/2/25;
- Sensor-Surface: 1.4mm (Mechanical Surface Detection)
- Electronics: DAE3 Sn373; Calibrated: 2025/2/17
- Phantom: SAM v5.0; Type: SAM; Serial: 1850
- DASY52 52.8.8(1222); SEMCAD X 14.6.10(7331)

Configuration/Head /Area Scan (10x14x1): Measurement grid: dx=15mm, dy=15mm
Maximum value of SAR (measured) = 0.253W/kg

Configuration/Head /Zoom Scan (5x5x7)/Cube 0: Measurement grid: dx=8mm, dy=8mm, dz=5mm
Reference Value = 3.275 V/m; Power Drift = -0.06 dB
Peak SAR (extrapolated) = 0.143 W/kg
SAR(1 g) = 0.192 W/kg; SAR(10 g) = 0.091 W/kg

Maximum value of SAR (measured) = 0.275 W/kg

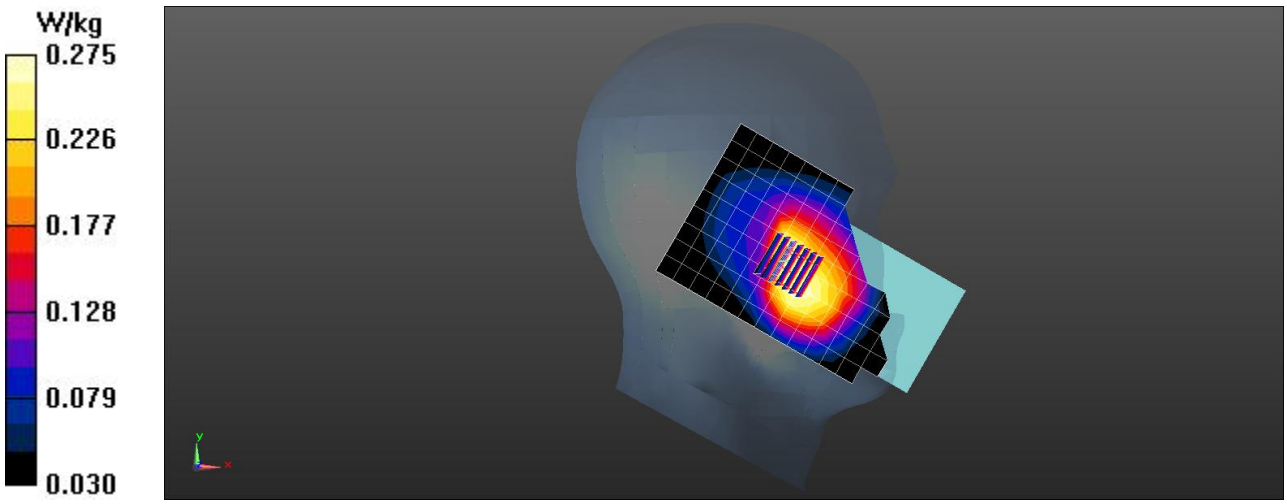

Date: 2025/4/3

Test Laboratory: LCS-SAR Lab

LTE B12 10M QPSK 23060CH 1RB0 Rear side 5mm

DUT: TD-LTE digital mobile phone; Type: M17 Pro; Serial: A250311055-1

Communication System: UID 0, LTE-FDD (0); Frequency: 704 MHz;Duty Cycle: 1:1
Medium parameters used: f = 704 MHz; σ = 0.887 S/m; ε_r = 41.397; ρ = 1000 kg/m^3
Phantom section: Flat Section

DASY Configuration:

- Probe: EX3DV4 - SN3805; ConvF(9.08, 9.08, 9.08); Calibrated: 2025/2/25;
- Sensor-Surface: 1.4mm (Mechanical Surface Detection)
- Electronics: DAE3 Sn373; Calibrated: 2025/2/17
- Phantom: SAM v5.0; Type: SAM; Serial: 1850
- DASY52 52.8.8(1222); SEMCAD X 14.6.10(7331)

Configuration/ Body /Area Scan (10x15x1): Measurement grid: dx=15mm, dy=15mm
Maximum value of SAR (measured) = 0.691 W/kg

Configuration/ Body /Zoom Scan (5x5x7)/Cube 0: Measurement grid: dx=8mm, dy=8mm, dz=5mm
Reference Value = 12.42 V/m; Power Drift = 0.06 dB
Peak SAR (extrapolated) = 0.548 W/kg
SAR(1 g) = 0.483 W/kg; SAR(10 g) = 0.274 W/kg

Maximum value of SAR (measured) = 0.687 W/kg

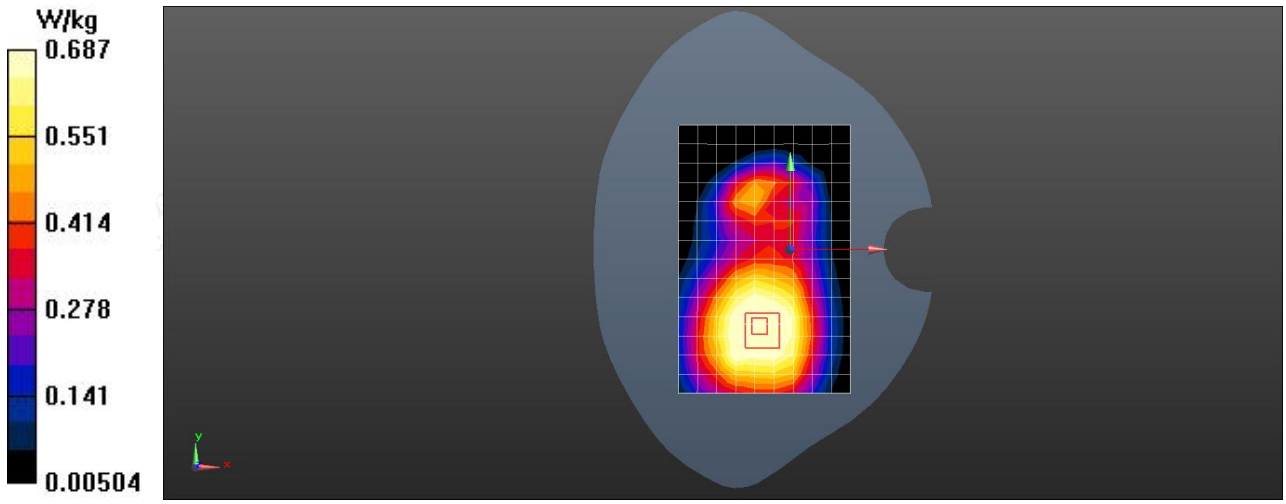

Date: 2025/4/6

Test Laboratory: LCS-SAR Lab

LTE B25 20M QPSK 26590CH 1RB49 Right Cheek

DUT: TD-LTE digital mobile phone; Type: M17 Pro; Serial: A250311055-1

Communication System: UID 0, LTE-FDD (0); Frequency: 1905 MHz;Duty Cycle: 1:1
Medium parameters used: f = 1905 MHz; σ = 1.376 S/m; ε_r =40.843; ρ = 1000 kg/m^3
Phantom section: Right Section

DASY Configuration:

- Probe: EX3DV4 - SN3805; ConvF(7.80, 7.80, 7.80); Calibrated: 2025/2/25;
- Sensor-Surface: 1.4mm (Mechanical Surface Detection)
- Electronics: DAE3 Sn373; Calibrated: 2025/2/17
- Phantom: SAM v5.0; Type: SAM; Serial: 1850
- DASY52 52.8.8(1222); SEMCAD X 14.6.10(7331)

Configuration/Head /Area Scan (10x14x1): Measurement grid: dx=15mm, dy=15mm
Maximum value of SAR (measured) = 0.352 W/kg

Configuration/Head /Zoom Scan (5x5x7)/Cube 0: Measurement grid: dx=8mm, dy=8mm, dz=5mm
Reference Value = 3.284 V/m; Power Drift = -0.08 dB
Peak SAR (extrapolated) = 0.174 W/kg
SAR(1 g) = 0.264 W/kg; SAR(10 g) = 0.145 W/kg

Maximum value of SAR (measured) = 0.309 W/kg

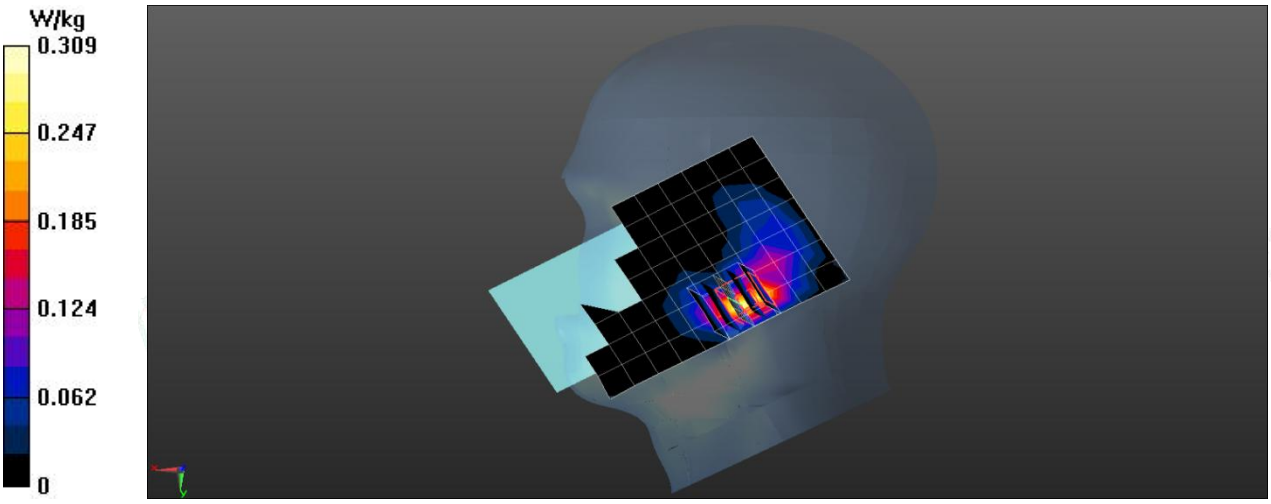

Date: 2025/4/6

Test Laboratory: LCS-SAR Lab

LTE B25 20M QPSK 26590CH 1RB49 Rear side 5mm

DUT: TD-LTE digital mobile phone; Type: M17 Pro; Serial: A250311055-1

Communication System: UID 0, LTE-FDD (0); Frequency: 1905 MHz;Duty Cycle: 1:1
Medium parameters used: f = 1905 MHz; σ = 1.376 S/m; ε_r =40.843; ρ = 1000 kg/m^3
Phantom section: Flat Section

DASY Configuration:

- Probe: EX3DV4 - SN3805; ConvF(7.80, 7.80, 7.80); Calibrated: 2025/2/25;
- Sensor-Surface: 1.4mm (Mechanical Surface Detection)
- Electronics: DAE3 Sn373; Calibrated: 2025/2/17
- Phantom: SAM v5.0; Type: SAM; Serial: 1850
- DASY52 52.8.8(1222); SEMCAD X 14.6.10(7331)

Configuration/ Body /Area Scan (10x15x1): Measurement grid: dx=15mm, dy=15mm
Maximum value of SAR (measured) = 0.673 W/kg

Configuration/ Body /Zoom Scan (5x5x7)/Cube 0: Measurement grid: dx=8mm, dy=8mm, dz=5mm
Reference Value = 6.354 V/m; Power Drift = 0.06 dB
Peak SAR (extrapolated) = 0.516 W/kg
SAR(1 g) = 0.458 W/kg; SAR(10 g) = 0.249 W/kg

Maximum value of SAR (measured) = 0.652 W/kg

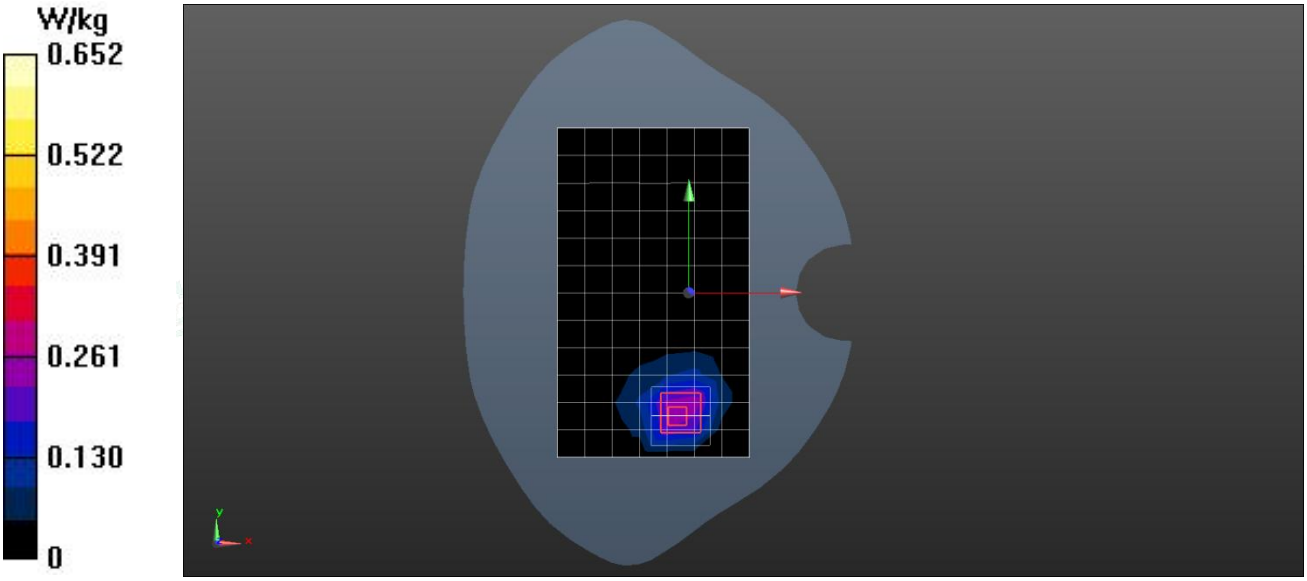

Date: 2025/4/4

Test Laboratory: LCS-SAR Lab

LTE B26 15M QPSK 26865CH 1RB0 Left Cheek

DUT: TD-LTE digital mobile phone; Type: M17 Pro; Serial: A250311055-1

Communication System: UID 0, LTE-TDD (0); Frequency: 831.5 MHz;Duty Cycle: 1:1
Medium parameters used: f = 831.5 MHz; σ = 0.904 S/m; ε_r = 41.858; ρ = 1000 kg/m^3
Phantom section: Left Section

DASY Configuration:

- Probe: EX3DV4 - SN3805; ConvF(9.08, 9.08, 9.08); Calibrated: 2025/2/25;
- Sensor-Surface: 1.4mm (Mechanical Surface Detection)
- Electronics: DAE3 Sn373; Calibrated: 2025/2/17
- Phantom: SAM v5.0; Type: SAM; Serial: 1850
- DASY52 52.8.8(1222); SEMCAD X 14.6.10(7331)

Configuration/Head /Area Scan (10x14x1): Measurement grid: dx=15mm, dy=15mm
Maximum value of SAR (measured) = 0.241 W/kg

Configuration/Head /Zoom Scan (5x5x7)/Cube 0: Measurement grid: dx=8mm, dy=8mm, dz=5mm
Reference Value = 2.438 V/m; Power Drift = 0.14 dB
Peak SAR (extrapolated) = 0.221 W/kg
SAR(1 g) = 0.167 W/kg; SAR(10 g) = 0.087 W/kg

Maximum value of SAR (measured) = 0.254W/kg

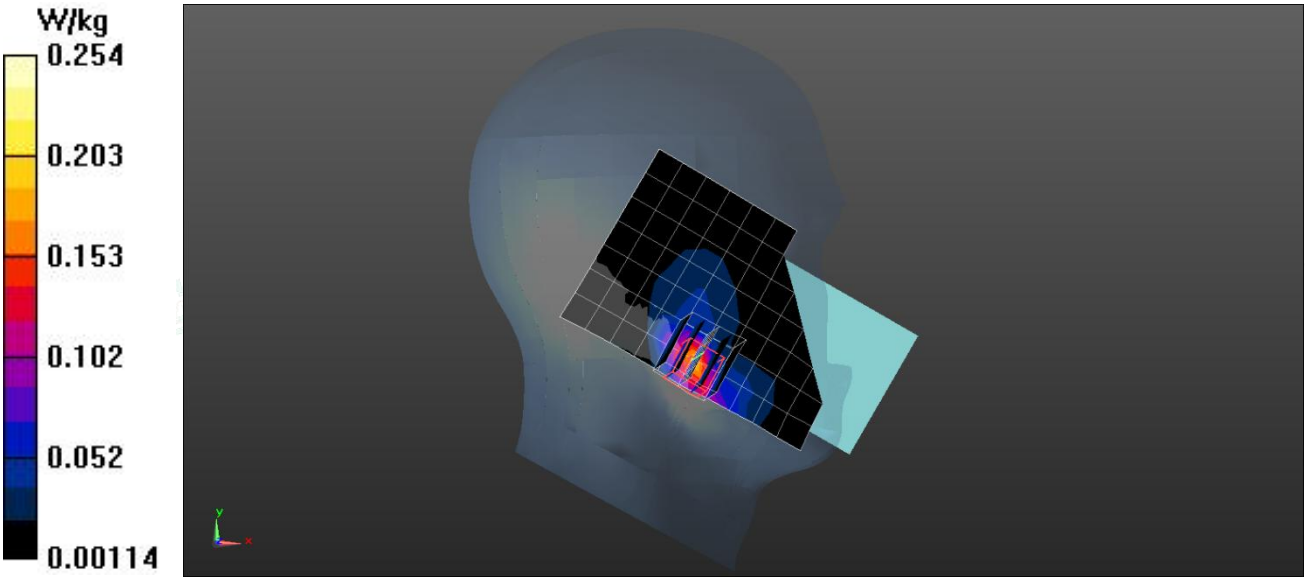

Date: 2025/4/4

Test Laboratory: LCS-SAR Lab

LTE B26 15M QPSK 26865CH 1RB0 Rear side 5mm

DUT: TD-LTE digital mobile phone; Type: M17 Pro; Serial: A250311055-1

Communication System: UID 0, LTE-TDD (0); Frequency: 831.5 MHz;Duty Cycle: 1:1
Medium parameters used: f = 831.5 MHz; σ = 0.904 S/m; ε_r = 41.858; ρ = 1000 kg/m^3
Phantom section: Flat Section

DASY Configuration:

- Probe: EX3DV4 - SN3805; ConvF(9.08, 9.08, 9.08); Calibrated: 2025/2/25;
- Sensor-Surface: 1.4mm (Mechanical Surface Detection)
- Electronics: DAE3 Sn373; Calibrated: 2025/2/17
- Phantom: SAM v5.0; Type: SAM; Serial: 1850
- DASY52 52.8.8(1222); SEMCAD X 14.6.10(7331)

Configuration/ Body /Area Scan (10x15x1): Measurement grid: dx=15mm, dy=15mm
Maximum value of SAR (measured) = 0.526W/kg

Configuration/ Body /Zoom Scan (5x5x7)/Cube 0: Measurement grid: dx=8mm, dy=8mm, dz=5mm
Reference Value = 3.564 V/m; Power Drift = 0.18 dB
Peak SAR (extrapolated) = 0.411W/kg
SAR(1 g) = 0.39 W/kg; SAR(10 g) = 0.217 W/kg

Maximum value of SAR (measured) = 0.638 W/kg

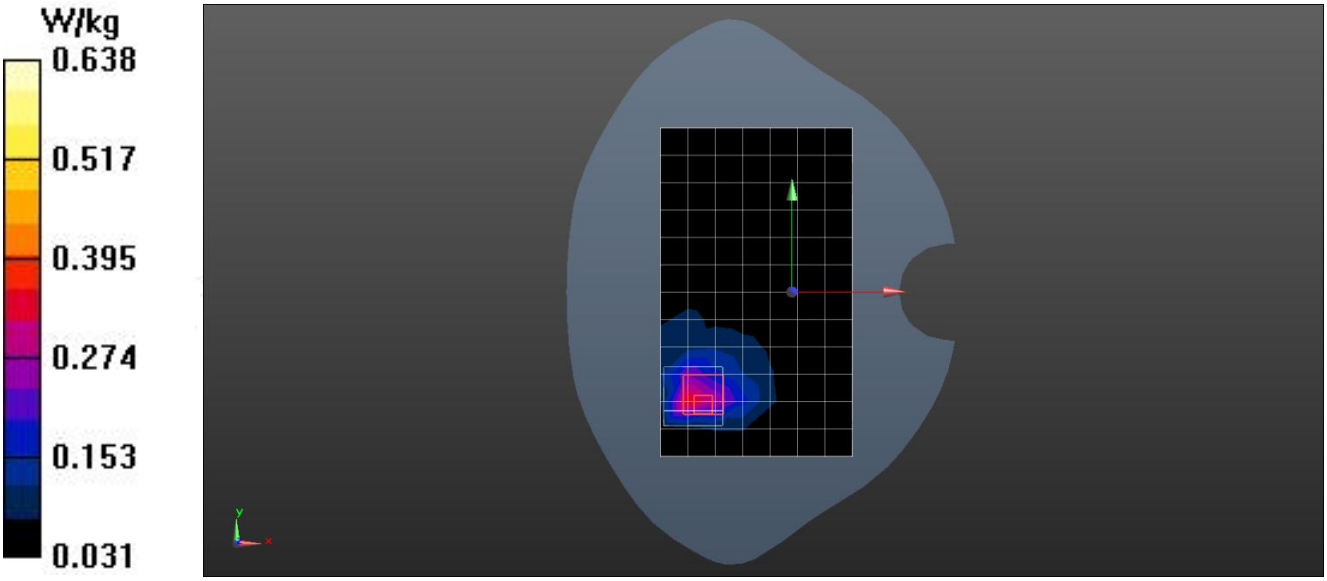

Date: 2025/4/7

Test Laboratory: LCS-SAR Lab

LTE B41 20M QPSK 39750CH 1RB99 Left Cheek

DUT: TD-LTE digital mobile phone; Type: M17 Pro; Serial: A250311055-1

Communication System: UID 0, LTE-TDD (0); Frequency: 2506 MHz;Duty Cycle: 1:1
Medium parameters used: f = 2506 MHz; σ = 2.006 S/m; ε_r = 39.722; ρ = 1000 kg/m^3
Phantom section: Left Section

DASY Configuration:

- Probe: EX3DV4 - SN3805; ConvF(7.25, 7.25, 7.25); Calibrated: 2025/2/25;
- Sensor-Surface: 1.4mm (Mechanical Surface Detection)
- Electronics: DAE3 Sn373; Calibrated: 2025/2/17
- Phantom: SAM v5.0; Type: SAM; Serial: 1850
- DASY52 52.8.8(1222); SEMCAD X 14.6.10(7331)

Configuration/Head /Area Scan (10x14x1): Measurement grid: dx=12mm, dy=12mm
Maximum value of SAR (measured) = 0.743 W/kg

Configuration/Head /Zoom Scan (7x7x7)/Cube 0: Measurement grid: dx=5mm, dy=5mm, dz=5mm
Reference Value = 0.254 V/m; Power Drift = 0.15 dB
Peak SAR (extrapolated) = 0.627 W/kg
SAR(1 g) = 0.533 W/kg; SAR(10 g) = 0.279 W/kg

Maximum value of SAR (measured) = 0.772 W/kg

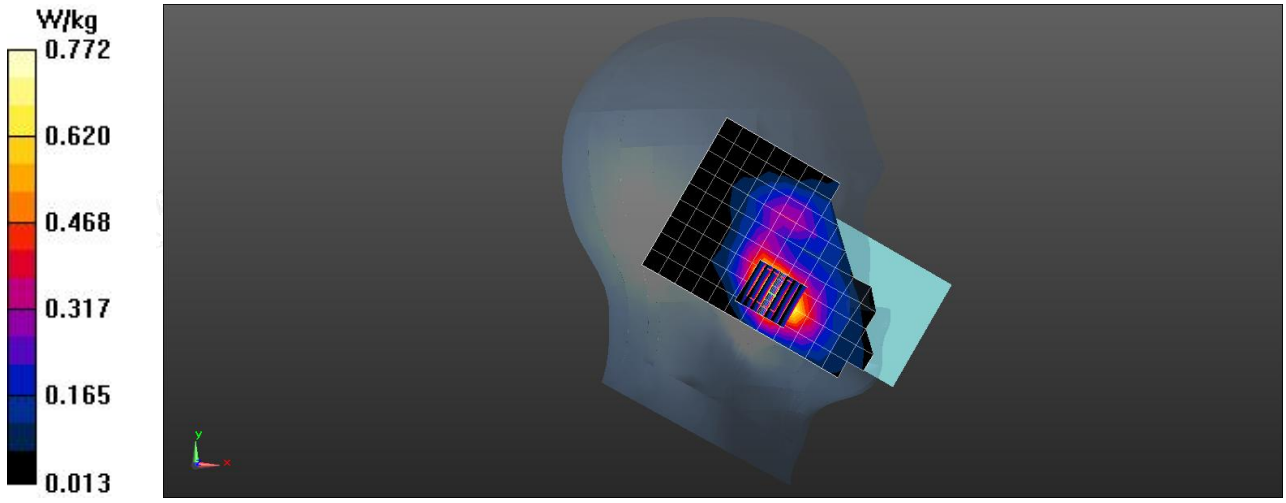

Date:2025/4/7

Test Laboratory: LCS-SAR Lab

LTE B41 20M QPSK 39750CH 1RB99 Rear side 5mm

DUT: TD-LTE digital mobile phone; Type: M17 Pro; Serial: A250311055-1

Communication System: UID 0, LTE-TDD (0); Frequency: 2506 MHz;Duty Cycle: 1:1
Medium parameters used: f = 2506 MHz; σ = 2.006 S/m; ε_r = 39.722; ρ = 1000 kg/m^3
Phantom section: Flat Section

DASY Configuration:

- Probe: EX3DV4 - SN3805; ConvF(7.25, 7.25, 7.25); Calibrated: 2025/2/25;
- Sensor-Surface: 1.4mm (Mechanical Surface Detection)
- Electronics: DAE3 Sn373; Calibrated: 2025/2/17
- Phantom: SAM v5.0; Type: SAM; Serial: 1850
- DASY52 52.8.8(1222); SEMCAD X 14.6.10(7331)

Configuration/ Body /Area Scan (10x15x1): Measurement grid: dx=12mm, dy=12mm
Maximum value of SAR (measured) = 0.893 W/kg

Configuration/ Body /Zoom Scan (7x7x7)/Cube 0: Measurement grid: dx=5mm, dy=5mm, dz=5mm
Reference Value = 6.842 V/m; Power Drift = 0.06 dB
Peak SAR (extrapolated) = 0.683 W/kg
SAR(1 g) = 0.642 W/kg; SAR(10 g) = 0.337 W/kg

Maximum value of SAR (measured) = 0.888 W/kg

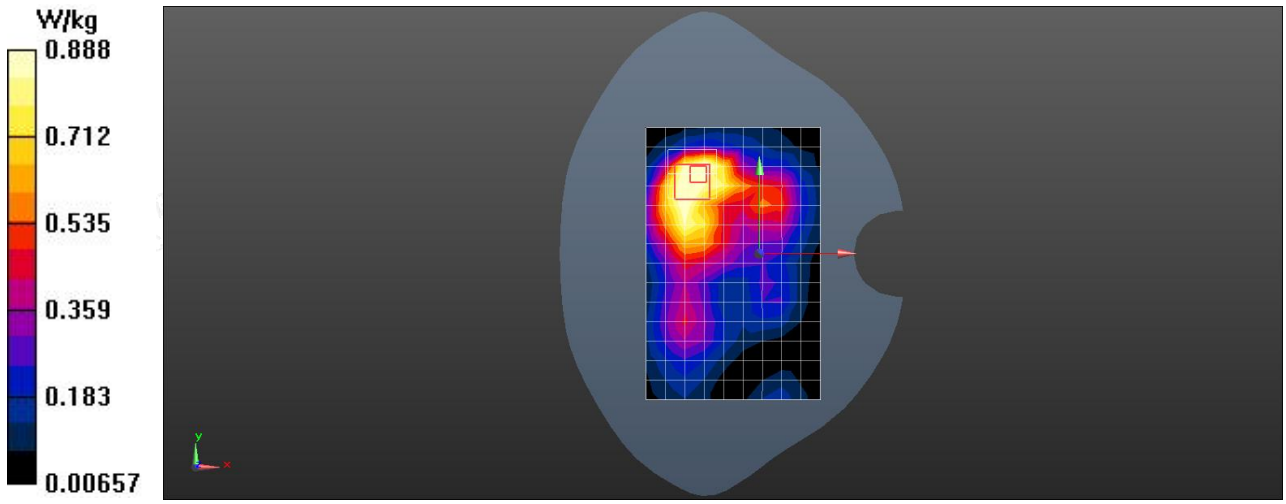

Date: 2025/4/5

Test Laboratory: LCS-SAR Lab

LTE B66 20M QPSK 132572CH 1RB99 Left Cheek

DUT: TD-LTE digital mobile phone; Type: M17 Pro; Serial: A250311055-1

Communication System: UID 0, LTE-FDD (0); Frequency: 1770 MHz;Duty Cycle: 1:1
Medium parameters used: f = 1770 MHz; σ = 1.336 S/m; ε_r = 40.422; ρ = 1000 kg/m^3
Phantom section: Left Section

DASY Configuration:

- Probe: EX3DV4 - SN3805; ConvF(8.14, 8.14, 8.14); Calibrated: 2025/2/25;
- Sensor-Surface: 2mm (Mechanical Surface Detection)
- Electronics: DAE3 Sn373; Calibrated: 2025/2/17
- Phantom: SAM v5.0; Type: SAM; Serial: 1850
- DASY52 52.8.8(1222); SEMCAD X 14.6.10(7331)

Configuration/Head /Area Scan (8x11x1): Measurement grid: dx=15mm, dy=15mm
Maximum value of SAR (measured) = 0.362 W/kg

Configuration/Head /Zoom Scan (5x5x7)/Cube 0: Measurement grid: dx=8mm, dy=8mm, dz=5mm
Reference Value = 5.468 V/m; Power Drift = -0.09 dB
Peak SAR (extrapolated) = 0.315 W/kg
SAR(1 g) = 0.267 W/kg; SAR(10 g) = 0.142 W/kg

Maximum value of SAR (measured) = 0.358 W/kg

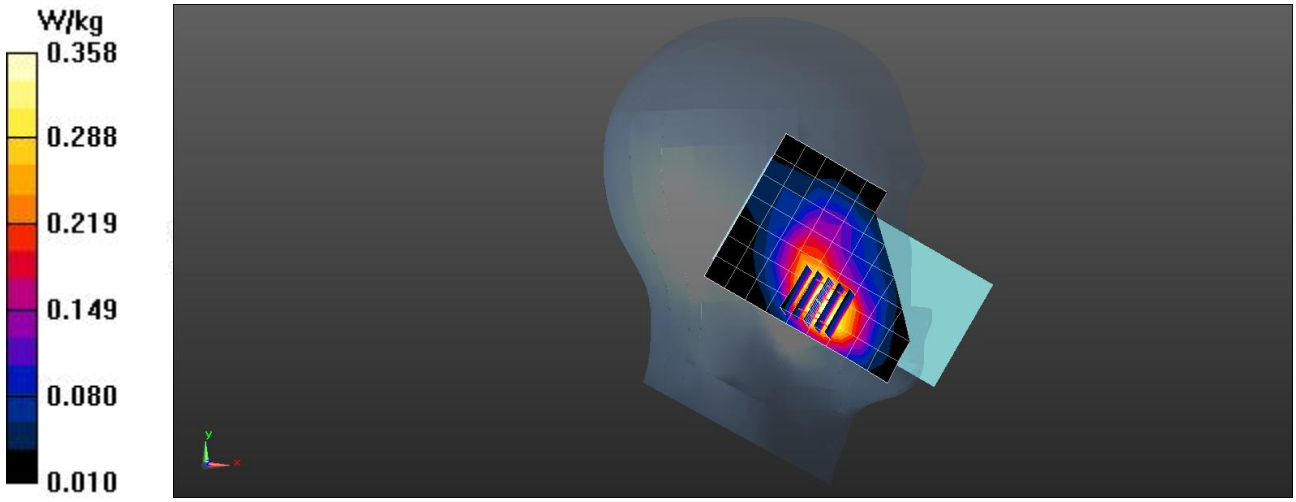

Date: 2025/4/5

Test Laboratory: LCS-SAR Lab

LTE B66 20M QPSK 132572CH 1RB99 Rear Side

DUT: TD-LTE digital mobile phone; Type: M17 Pro; Serial: A250311055-1

Communication System: UID 0, LTE-FDD (0); Frequency: 1770 MHz;Duty Cycle: 1:1
Medium parameters used: f = 1770 MHz; σ = 1.336 S/m; ε_r = 40.422; ρ = 1000 kg/m^3
Phantom section: Flat Section

DASY Configuration:

- Probe: EX3DV4 - SN3805; ConvF(8.14, 8.14, 8.14); Calibrated: 2025/2/25;
- Sensor-Surface: 1.4mm (Mechanical Surface Detection)
- Electronics: DAE3 Sn373; Calibrated: 2025/2/17
- Phantom: SAM v5.0; Type: SAM; Serial: 1850
- DASY52 52.8.8(1222); SEMCAD X 14.6.10(7331)

Configuration/ Body /Area Scan (8x13x1): Measurement grid: dx=15mm, dy=15mm
Maximum value of SAR (measured) = 0.602 W/kg

Configuration/ Body /Zoom Scan (5x5x7)/Cube 0: Measurement grid: dx=8mm, dy=8mm, dz=5mm
Reference Value = 7.452 V/m; Power Drift = 0.15 dB
Peak SAR (extrapolated) = 0.488 W/kg
SAR(1 g) = 0.466 W/kg; SAR(10 g) = 0.273 W/kg

Maximum value of SAR (measured) = 0.621 W/kg

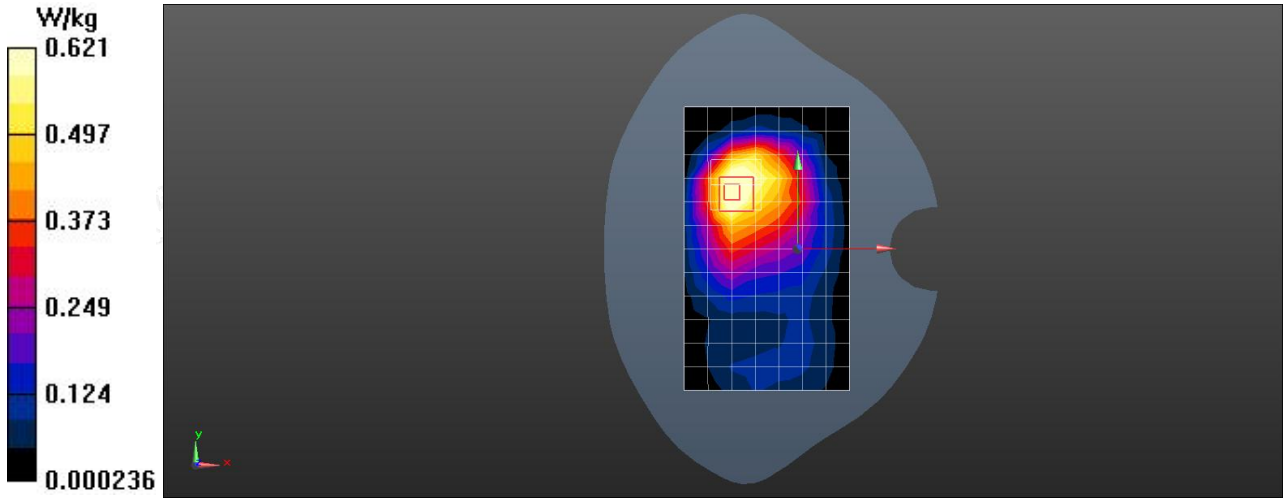

Date:2025/4/7

Test Laboratory: LCS-SAR Lab

WIFI 2.4G 802.11b 6CH Left Cheek

DUT: TD-LTE digital mobile phone; Type: M17 Pro; Serial: A250311055-1

Communication System: UID 0, WIFI 2.4GHz (0); Frequency: 2437 MHz;Duty Cycle: 1:1009
Medium parameters used: f = 2437 MHz; σ = 1.757 S/m; ε_r = 39.574; ρ = 1000 kg/m^3
Phantom section: Left Section

DASY Configuration:

- Probe: EX3DV4 - SN3805; ConvF(7.43, 7.43, 7.43); Calibrated: 2025/2/25;
- Sensor-Surface: 1.4mm (Mechanical Surface Detection)
- Electronics: DAE3 Sn373; Calibrated: 2025/2/17
- Phantom: SAM v5.0; Type: SAM; Serial: 1850
- DASY52 52.8.8(1222); SEMCAD X 14.6.10(7331)

Configuration/Head /Area Scan (10x14x1): Measurement grid: dx=12mm, dy=12mm
Maximum value of SAR (measured) = 0.747 W/kg

Configuration/Head /Zoom Scan (7x7x7)/Cube 0: Measurement grid: dx=5mm, dy=5mm, dz=5mm
Reference Value = 8.627 V/m; Power Drift = -0.10 dB
Peak SAR (extrapolated) = 1.05 W/kg
SAR(1 g) = 0.512 W/kg; SAR(10 g) = 0.283 W/kg

Maximum value of SAR (measured) = 0.765 W/kg



Date: 2025/4/7

Test Laboratory: LCS-SAR Lab

WIFI 2.4G 802.11b 1CH Rear side 5mm

DUT: TD-LTE digital mobile phone; Type: M17 Pro; Serial: A250311055-1

Communication System: UID 0, WIFI 2.4GHz (0); Frequency: 2437 MHz;Duty Cycle: 1:1008
Medium parameters used: f = 2437 MHz; σ = 1.757 S/m; ε_r = 39.574; ρ = 1000 kg/m^3
Phantom section: Flat Section

DASY Configuration:

- Probe: EX3DV4 - SN3805; ConvF(7.43, 7.43, 7.43); Calibrated: 2025/2/25;
- Sensor-Surface: 1.4mm (Mechanical Surface Detection)
- Electronics: DAE3 Sn373; Calibrated: 2025/2/17
- Phantom: SAM v5.0; Type: SAM; Serial: 1850
- DASY52 52.8.8(1222); SEMCAD X 14.6.10(7331)

Configuration/ Body /Area Scan (10x15x1): Measurement grid: dx=12mm, dy=12mm
Maximum value of SAR (measured) = 0.602 W/kg

Configuration/ Body /Zoom Scan (7x7x7)/Cube 0: Measurement grid: dx=5mm, dy=5mm, dz=5mm
Reference Value = 8.452 V/m; Power Drift = -0.19 dB
Peak SAR (extrapolated) = 0.497 W/kg
SAR(1 g) = 0.489 W/kg; SAR(10 g) = 0.313 W/kg

Maximum value of SAR (measured) = 0.595 W/kg

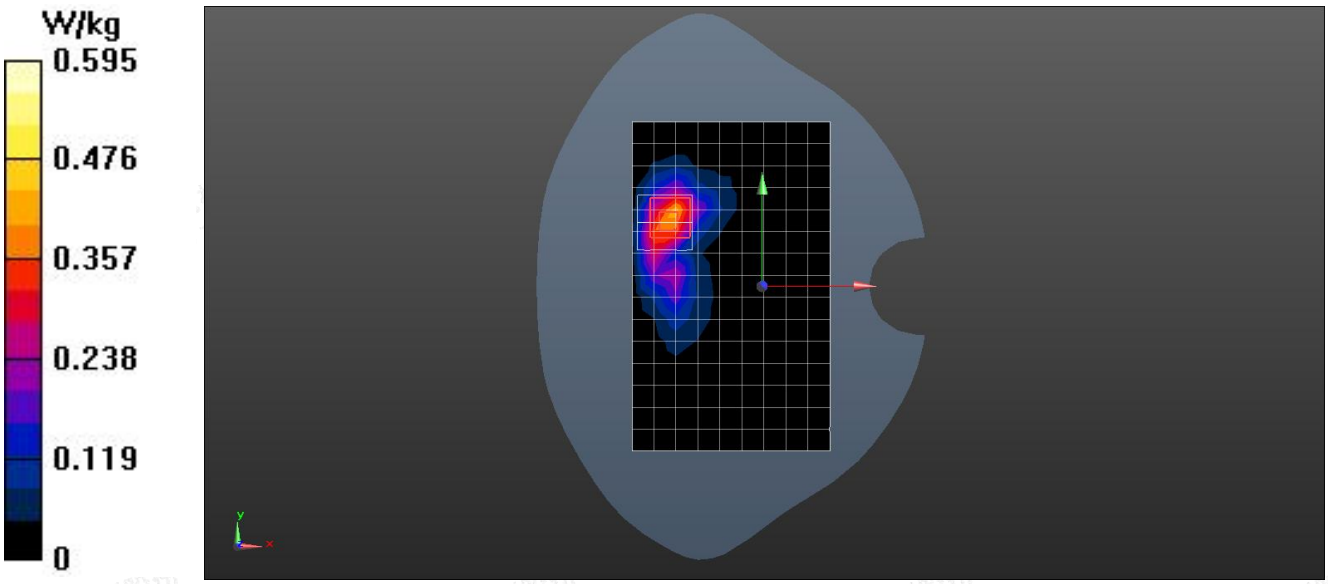

Date: 2025/4/8

Test Laboratory: LCS-SAR Lab

WIFI 5.2G 802.11a 36CH Left Cheek

DUT: TD-LTE digital mobile phone; Type: M17 Pro; Serial: A250311055-1

Communication System: UID 0, WIFI 5GHz (0); Frequency: 5180 MHz;Duty Cycle: 1:1.058
Medium parameters used: f = 5180 MHz; σ = 4.882 S/m; ε_r = 35.006; ρ = 1000 kg/m^3
Phantom section: Left Section

DASY Configuration:

- Probe: EX3DV4 - SN3805; ConvF(5.36, 5.36, 5.36); Calibrated: 2025/2/25;
- Sensor-Surface: 1.4mm (Mechanical Surface Detection)
- Electronics: DAE3 Sn373; Calibrated: 2025/2/17
- Phantom: SAM v5.0; Type: SAM; Serial: 1850
- DASY52 52.8.8(1222); SEMCAD X 14.6.10(7331)

Configuration/Head /Area Scan (11x17x1): Measurement grid: dx=10mm, dy=10mm
Maximum value of SAR (measured) = 0.553 W/kg

Configuration/Head /Zoom Scan (7x7x12)/Cube 0: Measurement grid: dx=4mm, dy=4mm, dz=2mm
Reference Value = 1.245 V/m; Power Drift = -0.14 dB
Peak SAR (extrapolated) = 0.317 W/kg
SAR(1 g) = 0.306 W/kg; SAR(10 g) = 0.174 W/kg

Maximum value of SAR (measured) = 0.545 W/kg

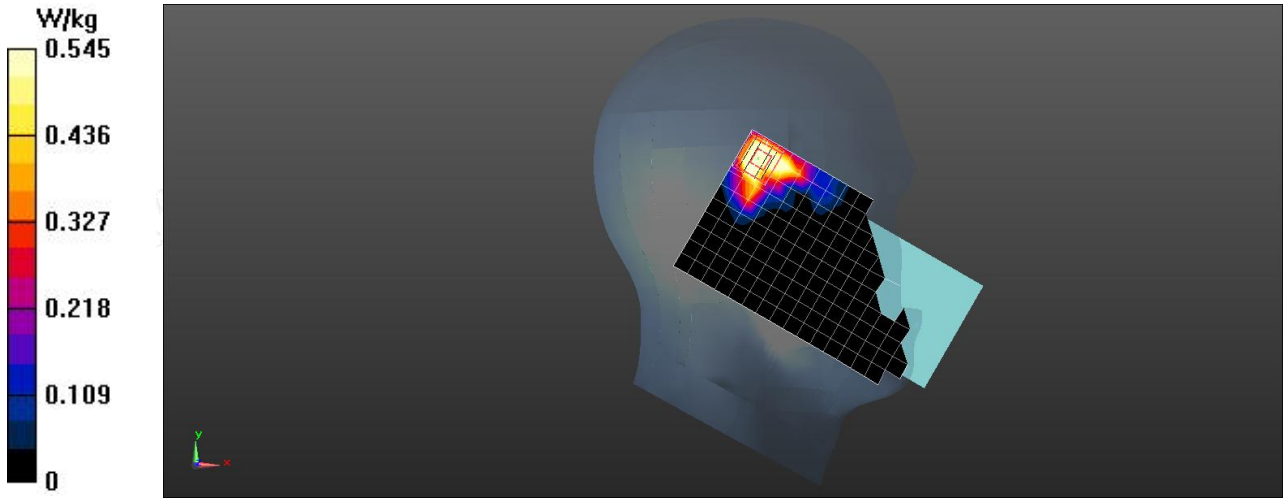

Date: 2025/4/8

Test Laboratory: LCS-SAR Lab

WIFI 5.2G 802.11a 36CH Rear side 5mm

DUT: TD-LTE digital mobile phone; Type: M17 Pro; Serial: A250311055-1

Communication System: UID 0, WIFI 5GHz (0); Frequency: 5180 MHz;Duty Cycle: 1:1.058
Medium parameters used: f = 5180 MHz; σ = 4.882 S/m; ε_r = 35.006; ρ = 1000 kg/m^3
Phantom section: Flat Section

DASY Configuration:

- Probe: EX3DV4 - SN3805; ConvF(5.36, 5.36, 5.36); Calibrated: 2025/2/25;
- Sensor-Surface: 1.4mm (Mechanical Surface Detection)
- Electronics: DAE3 Sn373; Calibrated: 2025/2/17
- Phantom: SAM v5.0; Type: SAM; Serial: 1850
- DASY52 52.8.8(1222); SEMCAD X 14.6.10(7331)

Configuration/ Body /Area Scan (11x18x1): Measurement grid: dx=10mm, dy=10mm
Maximum value of SAR (measured) = 0.627 W/kg

Configuration/ Body /Zoom Scan (7x7x12)/Cube 0: Measurement grid: dx=4mm, dy=4mm, dz=2mm
Reference Value = 4.257 V/m; Power Drift = 0.04 dB
Peak SAR (extrapolated) = 0.471 W/kg
SAR(1 g) = 0.44 W/kg; SAR(10 g) = 0.267 W/kg

Maximum value of SAR (measured) = 0.621W/kg

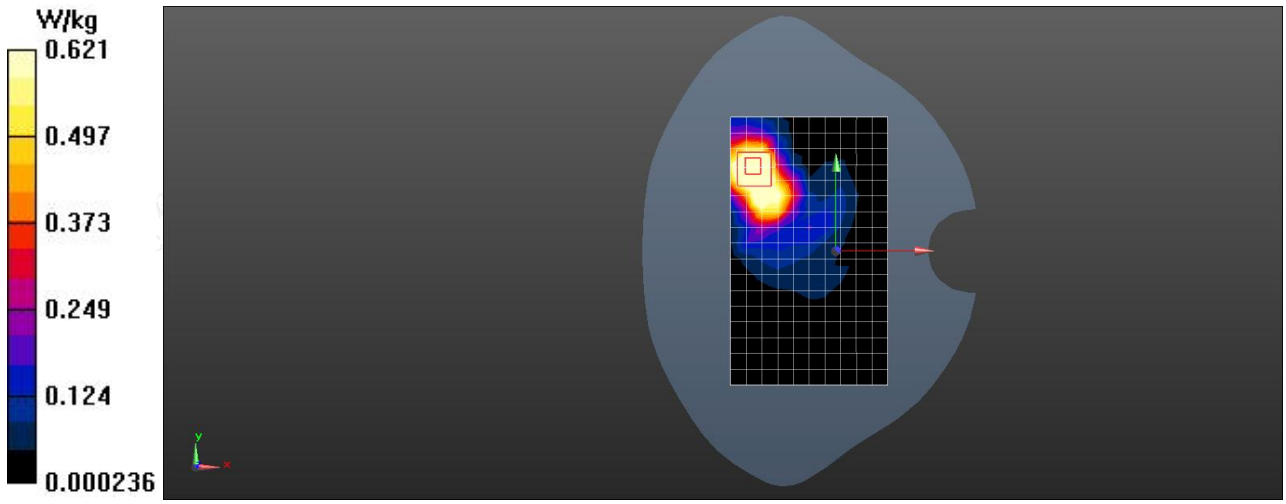

Date: 2025/4/8

Test Laboratory: LCS-SAR Lab

WIFI 5.3G 802.11a 52CH Left Cheek

DUT: TD-LTE digital mobile phone; Type: M17 Pro; Serial: A250311055-1

Communication System: UID 0, WIFI 5GHz (0); Frequency: 5260 MHz;Duty Cycle: 1:1.057
Medium parameters used: f = 5260 MHz; σ = 4.692 S/m; ε_r = 36.425; ρ = 1000 kg/m^3
Phantom section: Left Section

DASY Configuration:

- Probe: EX3DV4 - SN3805; ConvF(5.36, 5.36, 5.36); Calibrated: 2025/2/25;
- Sensor-Surface: 1.4mm (Mechanical Surface Detection)
- Electronics: DAE3 Sn373; Calibrated: 2025/2/17
- Phantom: SAM v5.0; Type: SAM; Serial: 1850
- DASY52 52.8.8(1222); SEMCAD X 14.6.10(7331)

Configuration/Head /Area Scan (11x17x1): Measurement grid: dx=10mm, dy=10mm
Maximum value of SAR (measured) = 0.495 W/kg

Configuration/Head /Zoom Scan (7x7x12)/Cube 0: Measurement grid: dx=4mm, dy=4mm, dz=2mm
Reference Value = 1.253 V/m; Power Drift = -0.09 dB
Peak SAR (extrapolated) = 0.304 W/kg
SAR(1 g) = 0.243 W/kg; SAR(10 g) = 0.138 W/kg

Maximum value of SAR (measured) = 0.472 W/kg

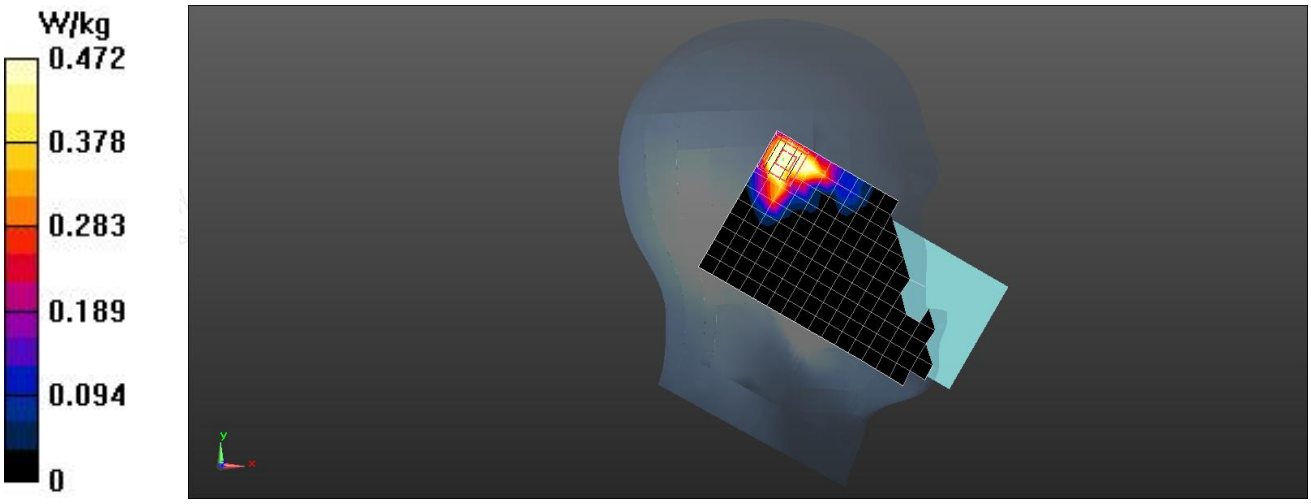

Date: 2025/4/8

Test Laboratory: LCS-SAR Lab

WIFI 5.3G 802.11a 52CH Rear side 5mm

DUT: TD-LTE digital mobile phone; Type: M17 Pro; Serial: A250311055-1

Communication System: UID 0, WIFI 5GHz (0); Frequency: 5260 MHz;Duty Cycle: 1:1.057
Medium parameters used: f = 5260 MHz; σ = 4.692 S/m; ε_r = 36.425; ρ = 1000 kg/m^3
Phantom section: Flat Section

DASY Configuration:

- Probe: EX3DV4 - SN3805; ConvF(5.36, 5.36, 5.36); Calibrated: 2025/2/25;
- Sensor-Surface: 1.4mm (Mechanical Surface Detection)
- Electronics: DAE3 Sn373; Calibrated: 2025/2/17
- Phantom: SAM v5.0; Type: SAM; Serial: 1850
- DASY52 52.8.8(1222); SEMCAD X 14.6.10(7331)

Configuration/ Body /Area Scan (11x18x1): Measurement grid: dx=10mm, dy=10mm
Maximum value of SAR (measured) = 0.627 W/kg

Configuration/ Body /Zoom Scan (7x7x12)/Cube 0: Measurement grid: dx=4mm, dy=4mm, dz=2mm
Reference Value = 4.634 V/m; Power Drift = -0.11 dB
Peak SAR (extrapolated) = 0.425 W/kg
SAR(1 g) = 0.371 W/kg; SAR(10 g) = 0.214 W/kg

Maximum value of SAR (measured) = 0.621W/kg

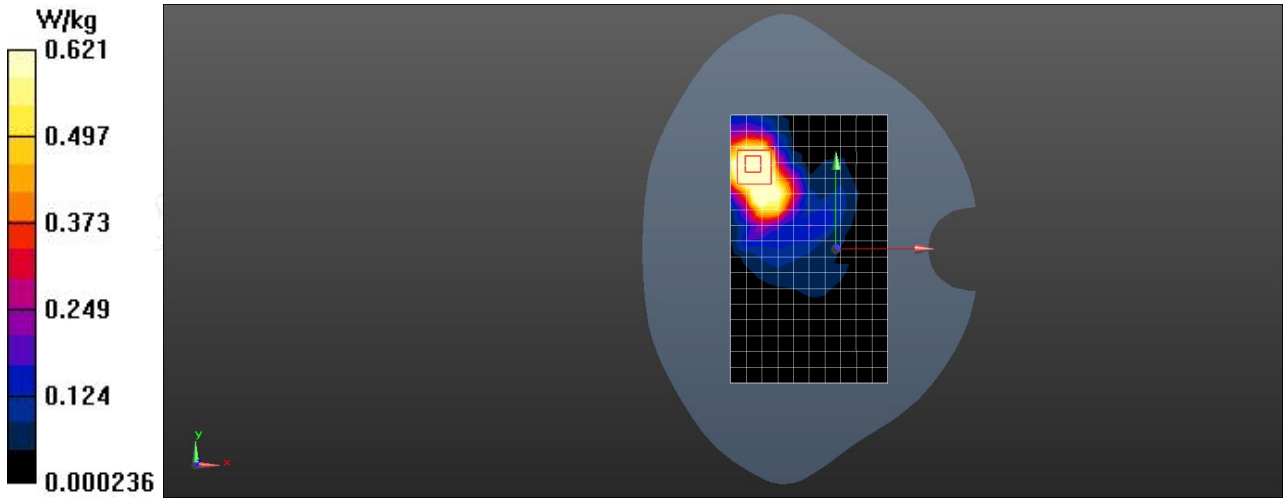

Date: 2025/4/8

Test Laboratory: LCS-SAR Lab

WIFI 5.5G 802.11a 140CH Left Cheek

DUT: TD-LTE digital mobile phone; Type: M17 Pro; Serial: A250311055-1

Communication System: UID 0, WIFI 5GHz (0); Frequency: 5700 MHz;Duty Cycle: 1:1.057
Medium parameters used: f = 5700 MHz; σ = 5.032 S/m; ε_r = 35.265; ρ = 1000 kg/m^3
Phantom section: Left Section

DASY Configuration:

- Probe: EX3DV4 - SN3805; ConvF(4.74, 4.74, 4.74); Calibrated: 2025/2/25;
- Sensor-Surface: 1.4mm (Mechanical Surface Detection)
- Electronics: DAE3 Sn373; Calibrated: 2025/2/17
- Phantom: SAM v5.0; Type: SAM; Serial: 1850
- DASY52 52.8.8(1222); SEMCAD X 14.6.10(7331)

Configuration/ Head /Area Scan (11x17x1): Measurement grid: dx=10mm, dy=10mm
Maximum value of SAR (measured) = 0.382 W/kg

Configuration/Head/Zoom Scan (7x7x12)/Cube 0: Measurement grid: dx=4mm, dy=4mm, dz=2mm
Reference Value = 2.671 V/m; Power Drift = -0.17 dB
Peak SAR (extrapolated) = 0.243 W/kg
SAR(1 g) = 0.216 W/kg; SAR(10 g) = 0.126 W/kg

Maximum value of SAR (measured) = 0.377 W/kg

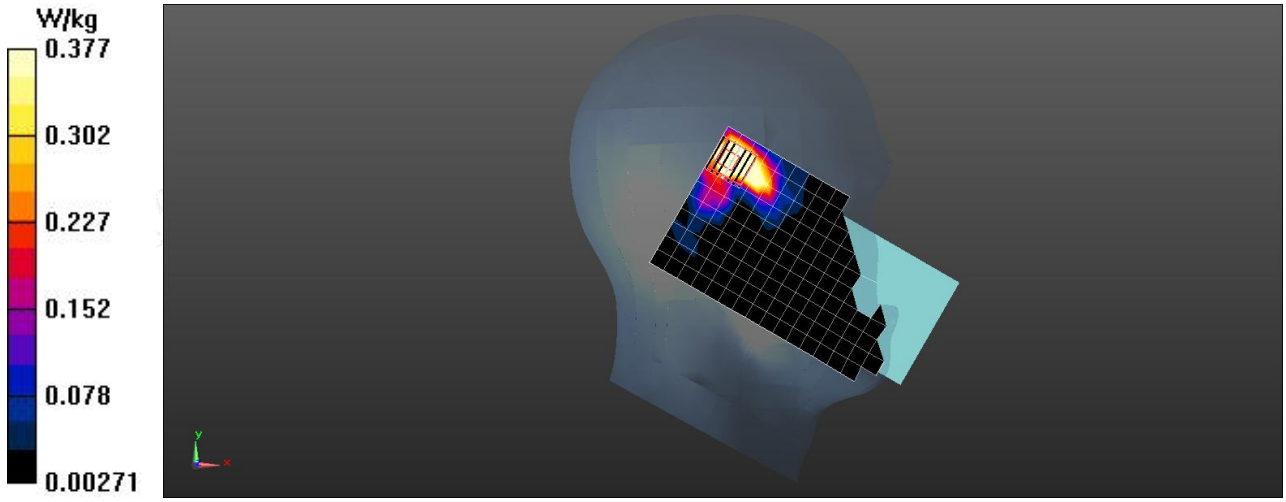

Date: 2025/4/8

Test Laboratory: LCS-SAR Lab

WIFI 5.5G 802.11a 140CH Rear side 5mm

DUT: TD-LTE digital mobile phone; Type: M17 Pro; Serial: A250311055-1

Communication System: UID 0, WIFI 5GHz (0); Frequency: 5700 MHz;Duty Cycle: 1:1.057
Medium parameters used: f = 5700 MHz; σ = 5.032 S/m; ε_r = 35.265; ρ = 1000 kg/m^3
Phantom section: Flat Section

DASY Configuration:

- Probe: EX3DV4 - SN3805; ConvF(4.74, 4.74, 4.74); Calibrated: 2025/2/25;
- Sensor-Surface: 1.4mm (Mechanical Surface Detection)
- Electronics: DAE3 Sn373; Calibrated: 2025/2/17
- Phantom: SAM v5.0; Type: SAM; Serial: 1850
- DASY52 52.8.8(1222); SEMCAD X 14.6.10(7331)

Configuration/ Body /Area Scan (11x18x1): Measurement grid: dx=10mm, dy=10mm
Maximum value of SAR (measured) = 0.542 W/kg

Configuration/Body/Zoom Scan (7x7x12)/Cube 0: Measurement grid: dx=4mm, dy=4mm, dz=2mm
Reference Value = 2.478 V/m; Power Drift = 0.14 dB
Peak SAR (extrapolated) = 0.389 W/kg
SAR(1 g) = 0.379 W/kg; SAR(10 g) = 0.205 W/kg

Maximum value of SAR (measured) = 0.538 W/kg

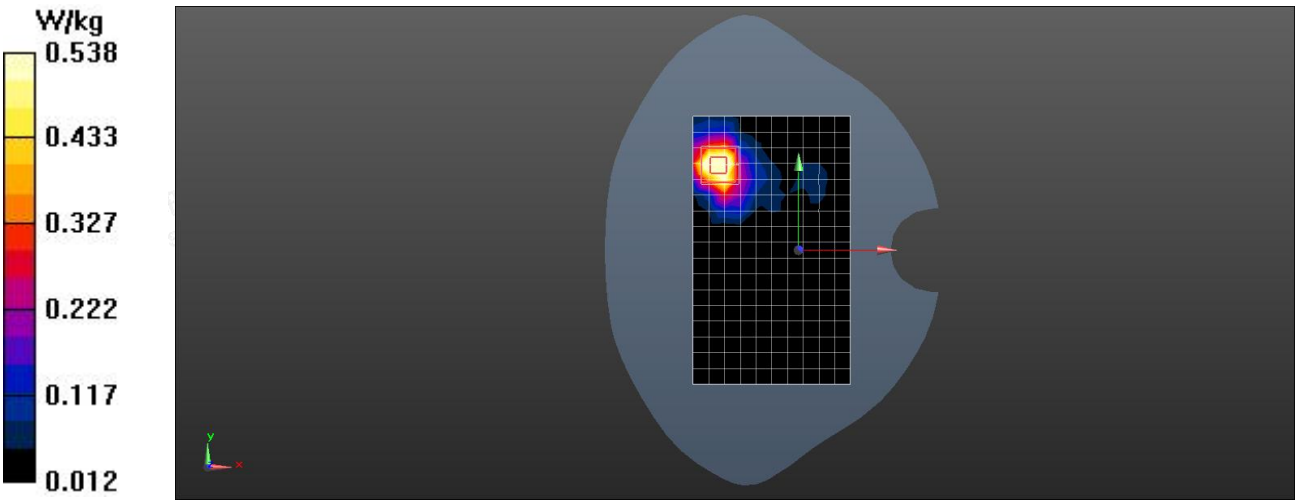

Date: 2025/4/8

Test Laboratory: LCS-SAR Lab

WIFI 5.8G 802.11ac 40M 151CH Left Cheek

DUT: TD-LTE digital mobile phone; Type: M17 Pro; Serial: A250311055-1

Communication System: UID 0, WIFI 5GHz (0); Frequency: 5755 MHz;Duty Cycle: 1:1.056
Medium parameters used: f = 5755 MHz; σ = 5.416 S/m; ε_r = 36.672; ρ = 1000 kg/m^3
Phantom section: Left Section

DASY Configuration:

- Probe: EX3DV4 - SN3805; ConvF(4.86, 4.86, 4.86); Calibrated: 2025/2/25;
- Sensor-Surface: 1.4mm (Mechanical Surface Detection)
- Electronics: DAE3 Sn373; Calibrated: 2025/2/17
- Phantom: SAM v5.0; Type: SAM; Serial: 1850
- DASY52 52.8.8(1222); SEMCAD X 14.6.10(7331)

Configuration/ Head /Area Scan (11x17x1): Measurement grid: dx=10mm, dy=10mm
Maximum value of SAR (measured) = 0.246 W/kg

Configuration/Head/Zoom Scan (7x7x12)/Cube 0: Measurement grid: dx=4mm, dy=4mm, dz=2mm
Reference Value = 1.842 V/m; Power Drift = -0.01 dB
Peak SAR (extrapolated) = 0.147 W/kg
SAR(1 g) = 0.134 W/kg; SAR(10 g) = 0.073 W/kg

Maximum value of SAR (measured) = 0.258 W/kg

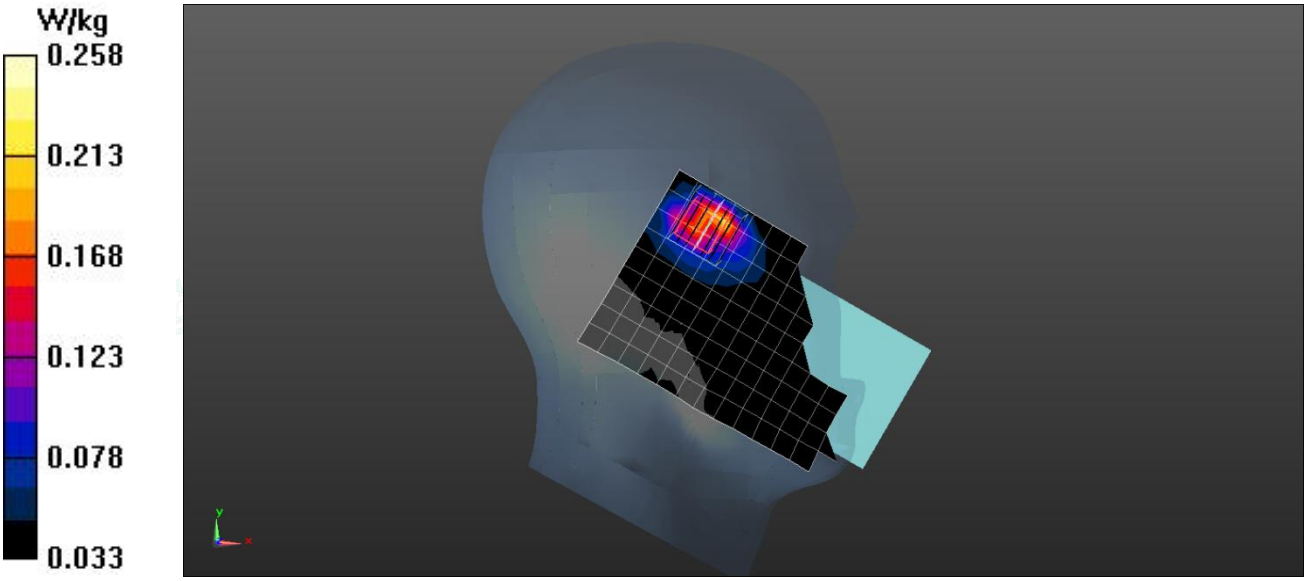

Date: 2025/4/8

Test Laboratory: LCS-SAR Lab

WIFI 5.8G 802.11ac 40M 151CH Rear side 5mm

DUT: TD-LTE digital mobile phone; Type: M17 Pro; Serial: A250311055-1

Communication System: UID 0, WIFI 5GHz (0); Frequency: 5755 MHz;Duty Cycle: 1:1.056
Medium parameters used: f = 5755 MHz; σ = 5.416 S/m; ε_r = 36.672; ρ = 1000 kg/m^3
Phantom section: Flat Section

DASY Configuration:

- Probe: EX3DV4 - SN3805; ConvF(4.86, 4.86, 4.86); Calibrated: 2025/2/25;
- Sensor-Surface: 1.4mm (Mechanical Surface Detection)
- Electronics: DAE3 Sn373; Calibrated: 2025/2/17
- Phantom: SAM v5.0; Type: SAM; Serial: 1850
- DASY52 52.8.8(1222); SEMCAD X 14.6.10(7331)

Configuration/ Body /Area Scan (11x18x1): Measurement grid: dx=10mm, dy=10mm
Maximum value of SAR (measured) = 0.352 W/kg

Configuration/Body/Zoom Scan (7x7x12)/Cube 0: Measurement grid: dx=4mm, dy=4mm, dz=2mm
Reference Value = 1.843 V/m; Power Drift = 0.06 dB
Peak SAR (extrapolated) = 0.278W/kg
SAR(1 g) = 0.256 W/kg; SAR(10 g) = 0.143 W/kg
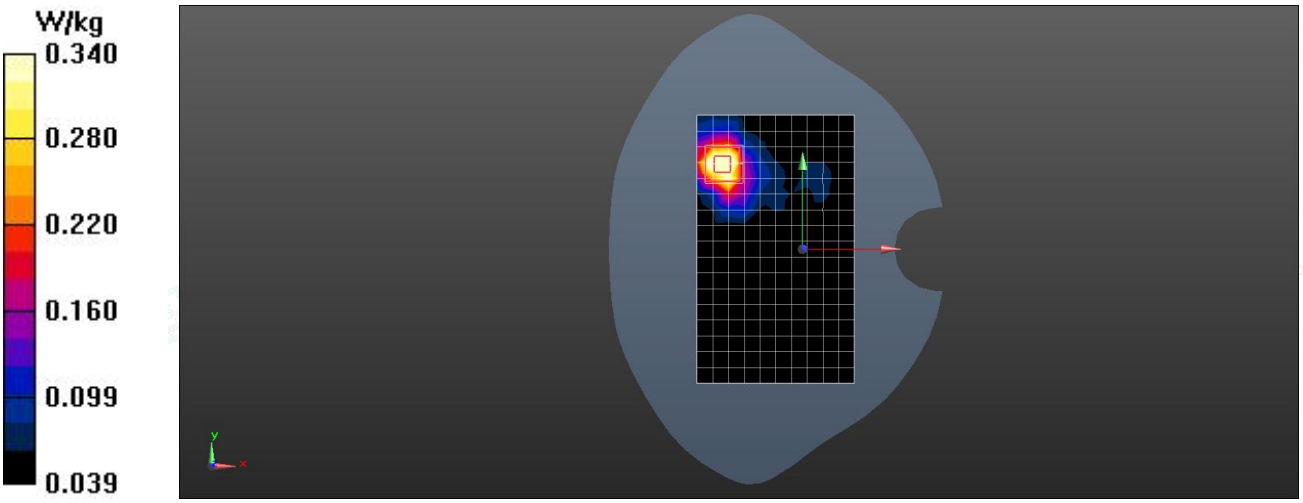
Maximum value of SAR (measured) = 0.340 W/kg