ANTENNA SPECIFICATION

V1.0

CUSTOMER NAME: Dongguan Jufu Locks Factory Co., Ltd.

PRODUCT NAME: PCB Antenna

CUSTOMER P /N: 406

Contents

一、----------Specification

二、---------- Size drawing

三、----------Test Report

一、Specification

主要技术参数		Main technical parameter	
频率范围(MHz)	2400-2500	Frequency Range(MHz)	2400-2500
阻抗(ohm)	50	Impedance(ohm)	50
增益(dBi)	1.37	Gain(dBi)	1.37
极性	水平和垂直	Polarization	Horizontal and Vertical
方向性	全向性	Azimuth Beam Pattern	Omni-directional
天线类型	PCB	Antenna plate	PCB
物理性能		Physical Properties	
天线材料	FR4	Antenna cover	FR4
工作温度	-10--+80	Operating Temp	-10-- +80
保存温度	+10--+20	Storage Temp	+10--+20

二、Size drawing

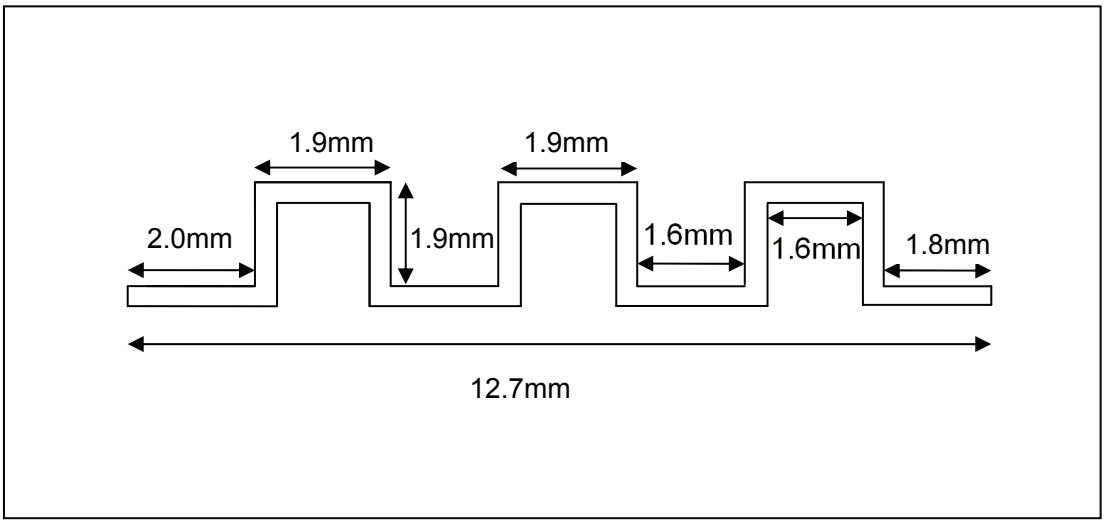

三、Test Report

The Environment of Antenna Radiation Pattem

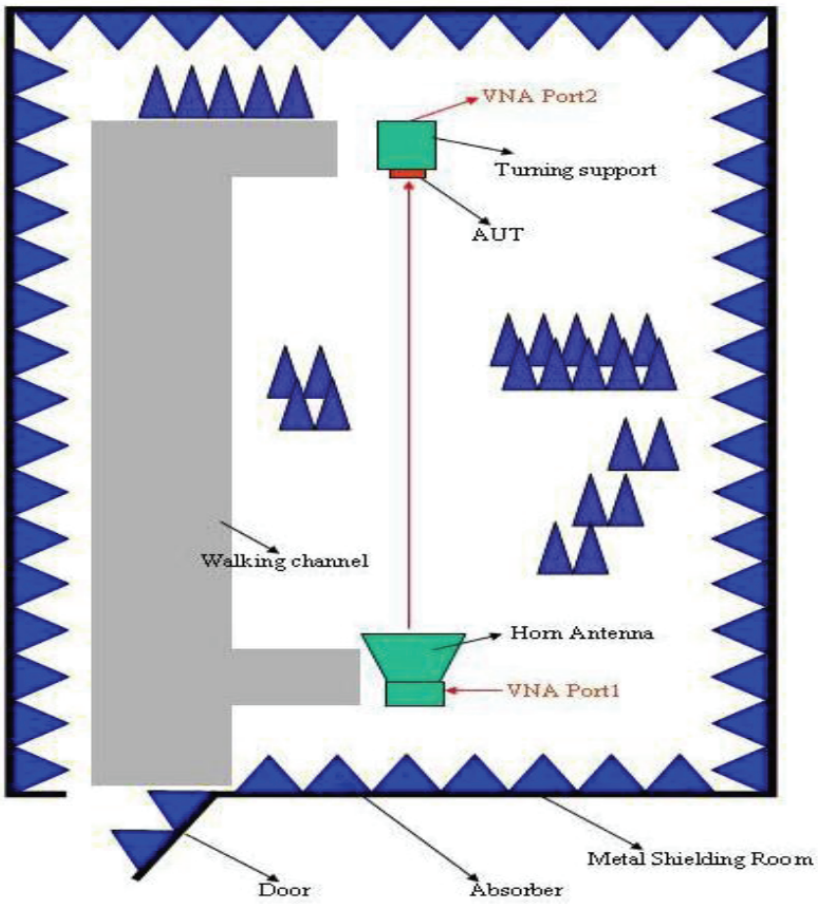

Radiation pattern: Antenna 1. XZ Plane at f = 2.402GHz

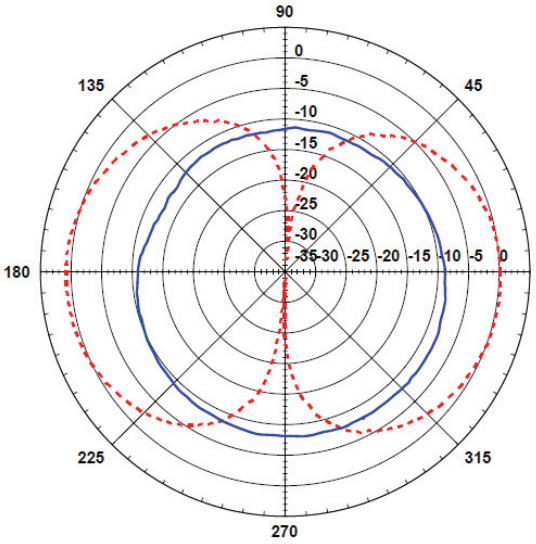

Co-cross polarization field (dBi)

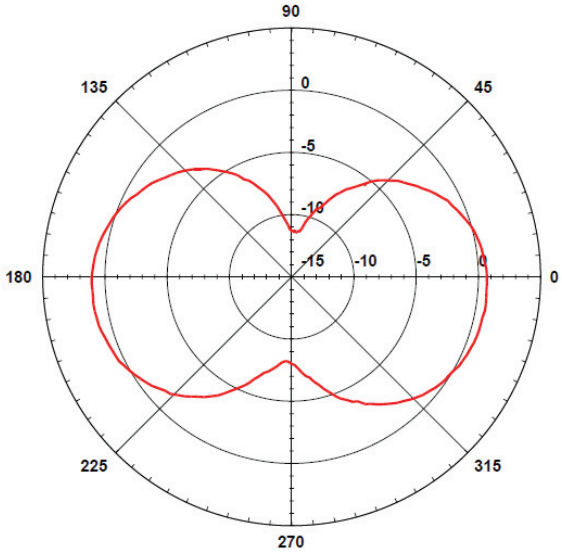

Total field (dBi)

Solid line: vertical polarization
Dash line: horizontal polarization

Radiation pattern: Antenna 1. YZ Plane at f = 2.402GHz

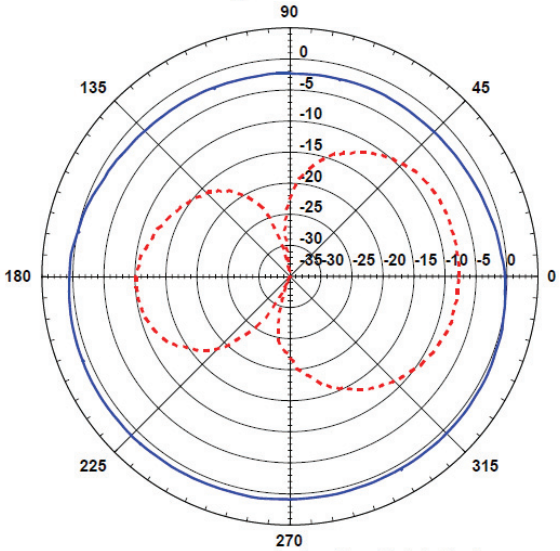

Co-cross polarization field (dBi)

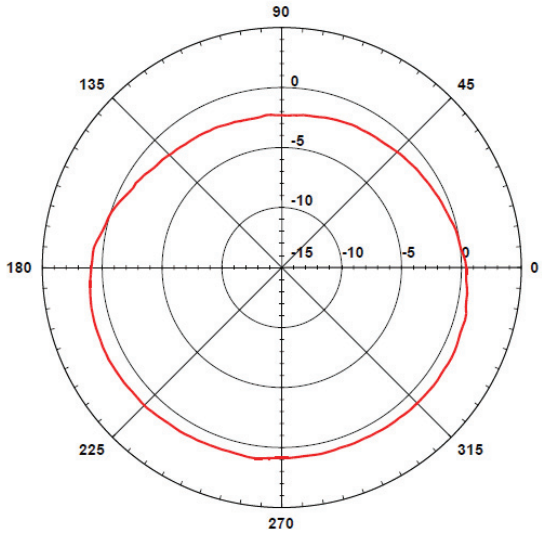

Total field (dBi)

Solid line: vertical polarization
Dash line: horizontal polarization

Radiation pattern: Antenna 1. XY Plane at f = 2.402GHz

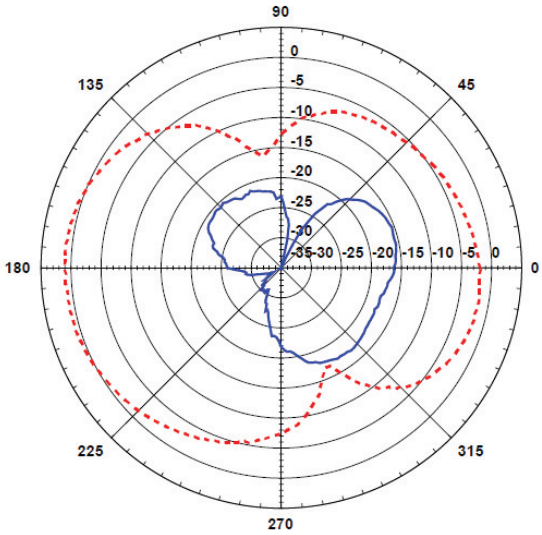

Co-cross polarization field (dBi)

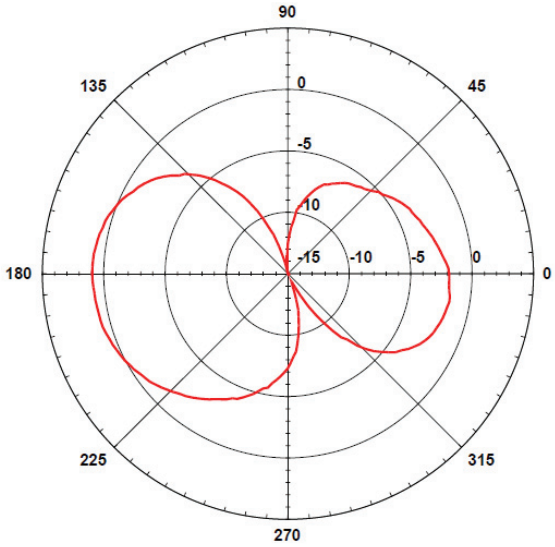

Total field (dBi)

Solid line: vertical polarization
Dash line: horizontal polarization

Radiation pattern: Antenna 1. XZ Plane at f = 2.440GHz

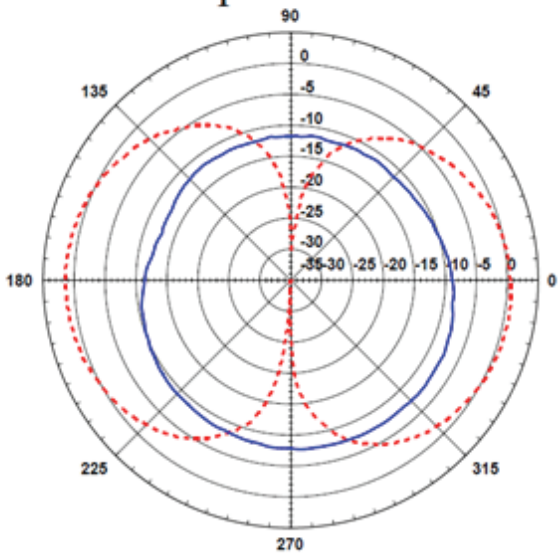

Co-cross polarization field (dBi)

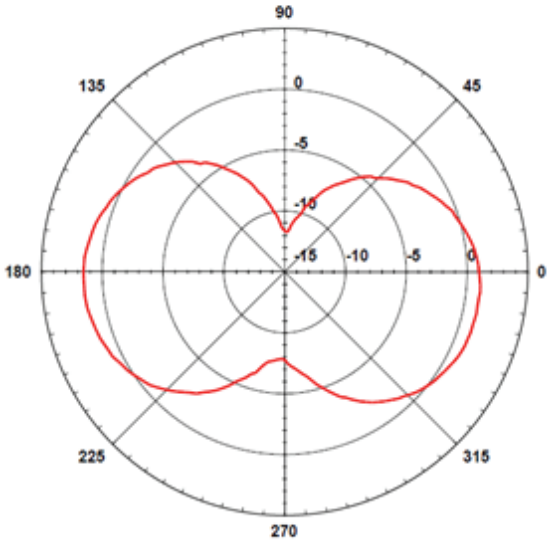

Total field (dBi)

Solid line: vertical polarization
Dash line: horizontal polarization

Radiation pattern: Antenna 1. YZ Plane at f = 2.440GHz

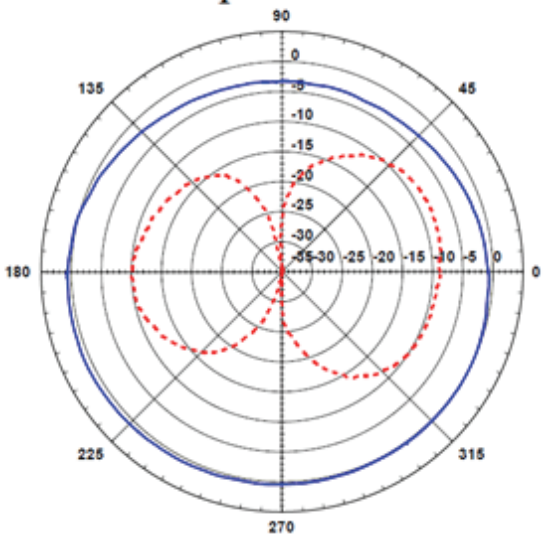

Co-cross polarization field (dBi)

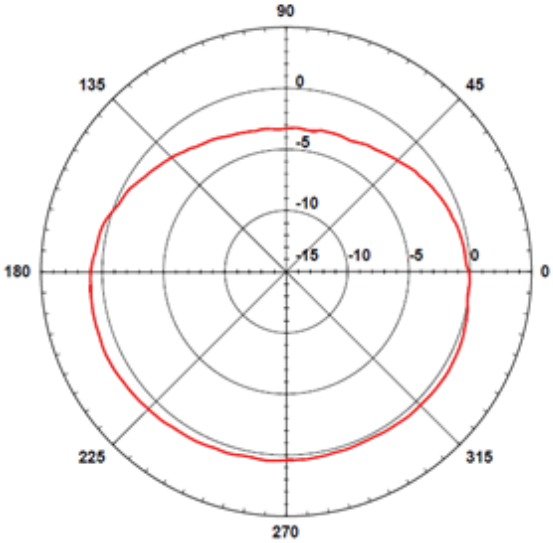

Total field (dBi)

Solid line: vertical polarization
Dash line: horizontal polarization

Radiation pattern: Antenna 1. XY Plane at f = 2.440GHz

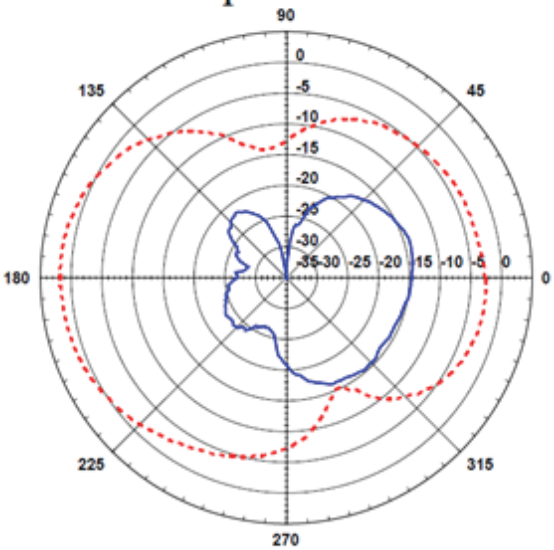

Co-cross polarization field (dBi)

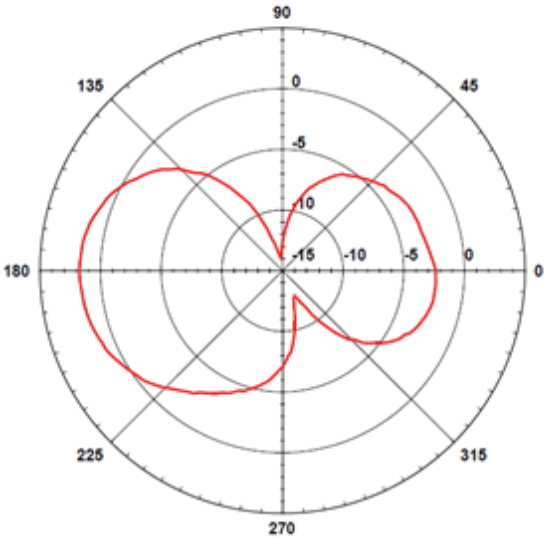

Total field (dBi)

Solid line: vertical polarization
Dash line: horizontal polarization

Radiation pattern: Antenna 1. XZ Plane at f = 2.480GHz

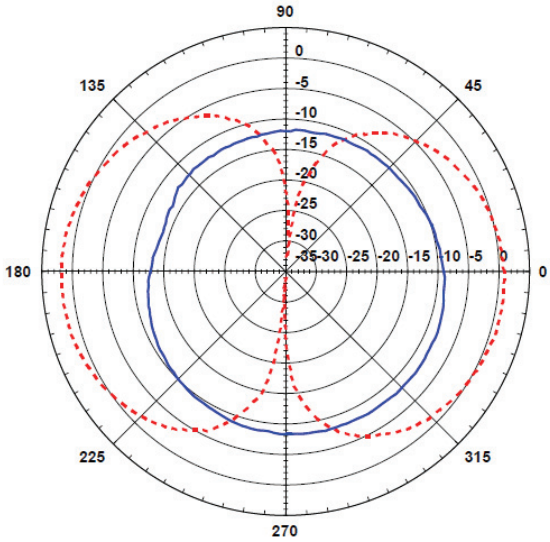

Co-cross polarization field (dBi)

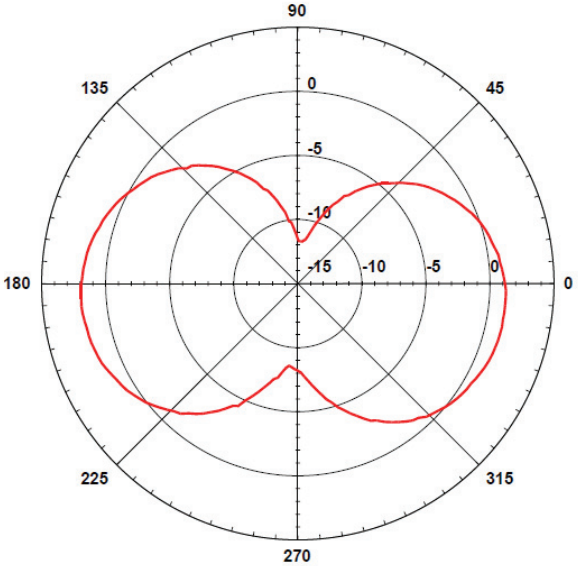

Total field (dBi)

Solid line: vertical polarization
Dash line: horizontal polarization

Radiation pattern: Antenna 1. YZ Plane at f = 2.480GHz

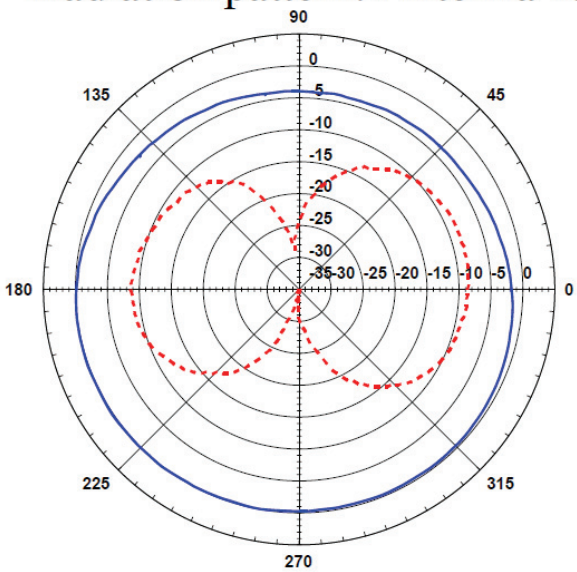

Co-cross polarization field (dBi)

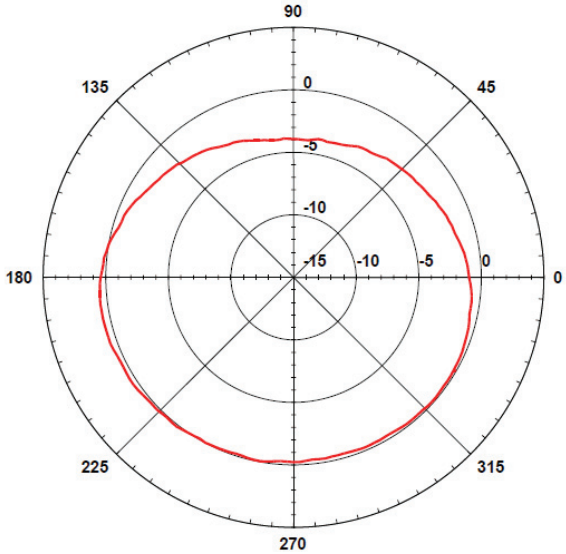

Total field (dBi)

Solid line: vertical polarization
Dash line: horizontal polarization

Radiation pattern: Antenna 1. XY Plane at f = 2.480GHz

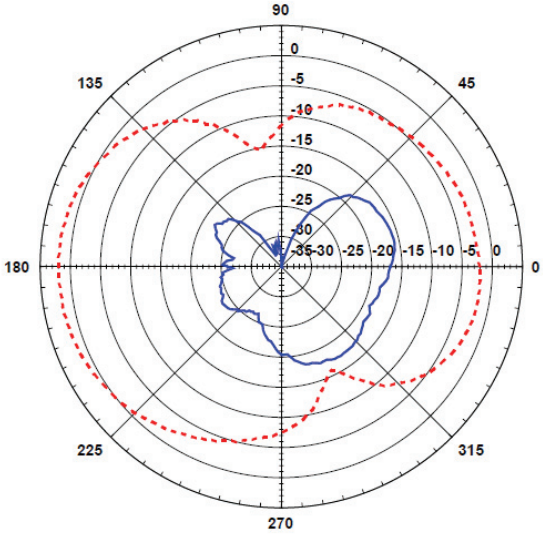

Co-cross polarization field (dBi)

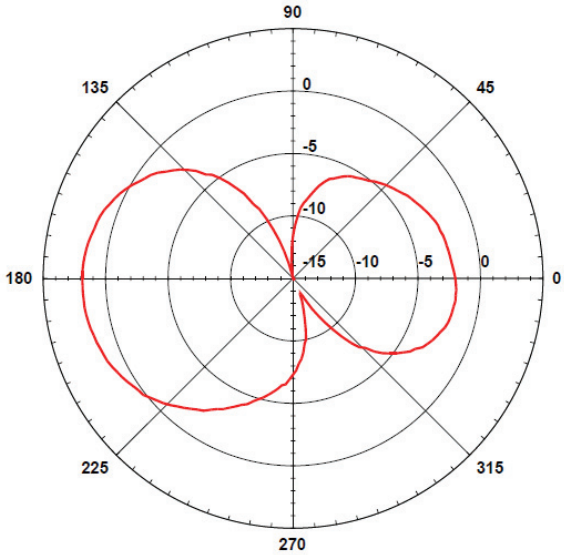

Total field (dBi)

Solid line: vertical polarization
Dash line: horizontal polarization

Return Loss: Antenna 1

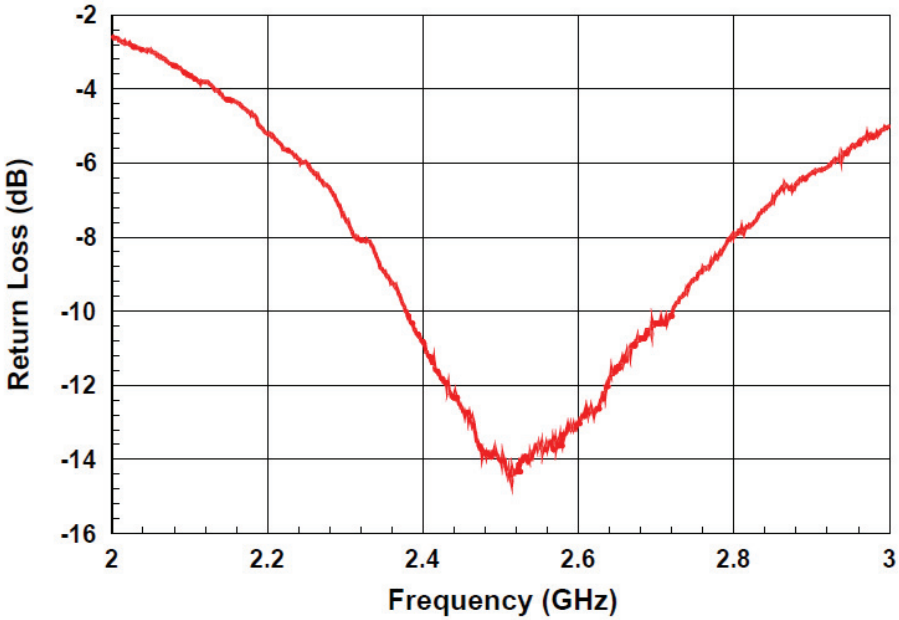

BW(-10dB) ≈ 13.48%

Measurements summary

	Frequency (GHz)	Plane	Return Loss (dB)	Polarization	Gain max. (dBi)
Antenna 1					
	2.402	XZ	-10.90	Vertical	-7.8
	2.402	XZ	-10.90	Horizontal	0.786
	2.402	YZ	-10.90	Vertical	0.81
	2.402	YZ	-10.90	Horizontal	-7.75
	2.402	XY	-10.90	Vertical	-15.4
	2.402	XY	-10.90	Horizontal	0.58
	2.440	XZ	-12.20	Vertical	-7.36
	2.440	XZ	-12.20	Horizontal	1.02
	2.440	YZ	-12.20	Vertical	0.981
	2.440	YZ	-12.20	Horizontal	-8.23
	2.440	XY	-12.20	Vertical	-14.1
	2.440	XY	-12.20	Horizontal	1.24
	2.48	XZ	-13.80	Vertical	-7.95
	2.48	XZ	-13.80	Horizontal	1.31
	2.48	YZ	-13.80	Vertical	0.204
	2.48	YZ	-13.80	Horizontal	-8.38
	2.48	XY	-13.80	Vertical	-15.8
	2.48	XY	-13.80	Horizontal	1.37