Above 1G (1GHz~18GHz)	Test mode: 11AC80	Test Channel:42

VERTICAL

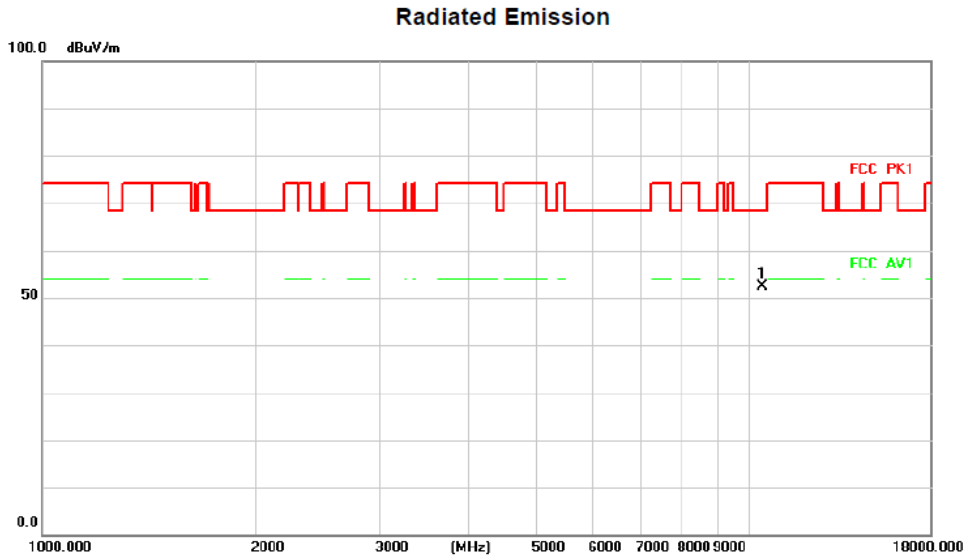

No.	Mk.	Freq.	Reading Level	Correct Factor	Measure-ment	Limit	Over		Antenna Height	Table Degree	
		MHz	dBuV	dB/m	dBuV/m	dBuV/m	dB	Detector	cm	degree	Comment
1	*	10420.000	44.67	7.81	52.48	68.20	-15.72	peak			

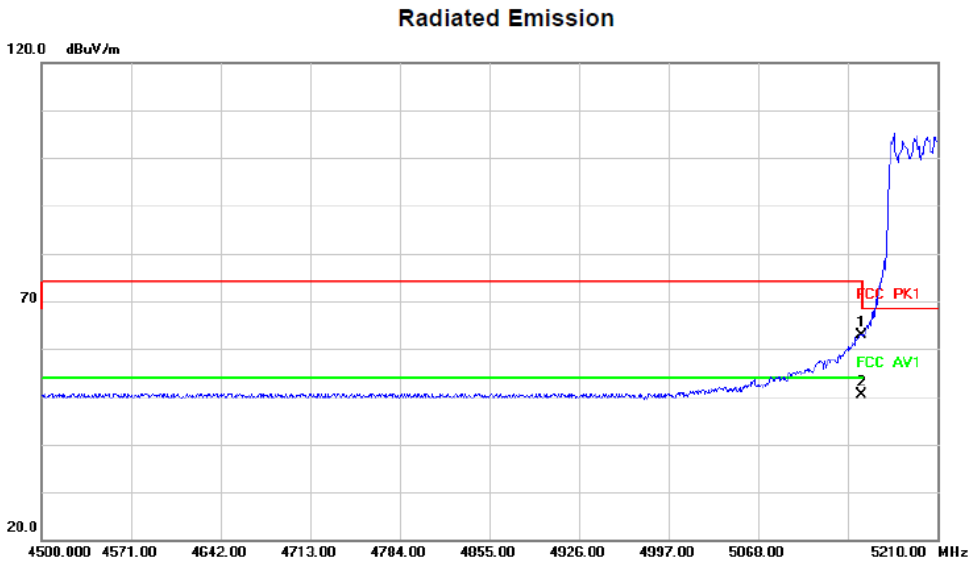

No.	Mk.	Freq.	Reading Level	Correct Factor	Measure-ment	Limit	Over		Antenna Height	Table Degree	
		MHz	dBuV	dB/m	dBuV/m	dBuV/m	dB	Detector	cm	degree	Comment
1		5150.000	55.62	7.25	62.87	68.20	-5.33	peak			
2	*	5150.000	43.11	7.25	50.36	54.00	-3.64	AVG			

HORIZONTA

Radiated Emission

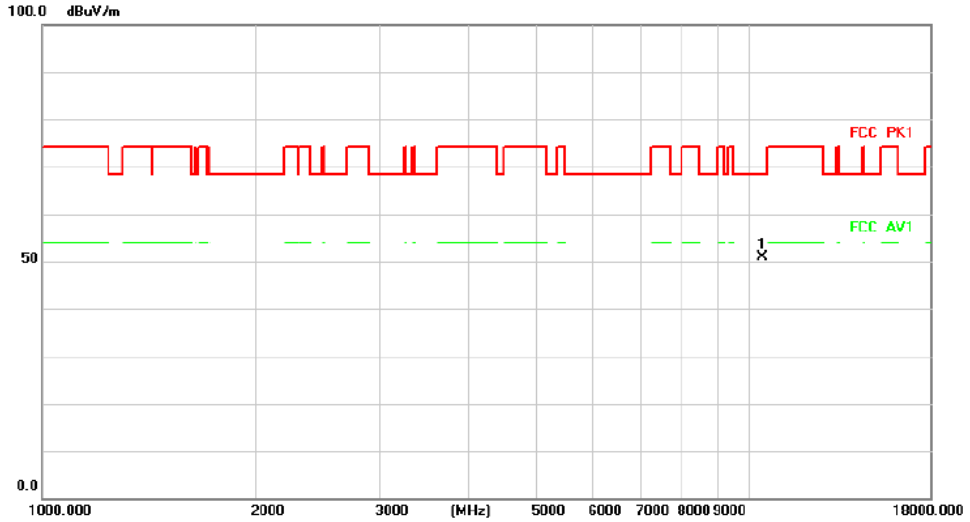

No.	Mk.	Freq.	Reading Level	Correct Factor	Measure-ment	Limit	Over		Antenna Height	Table Degree	
		MHz	dBuV	dB/m	dBuV/m	dBuV/m	dB	Detector	cm	degree	Comment
1	*	10420.000	43.16	7.81	50.97	68.20	-17.23	peak			

Radiated Emission

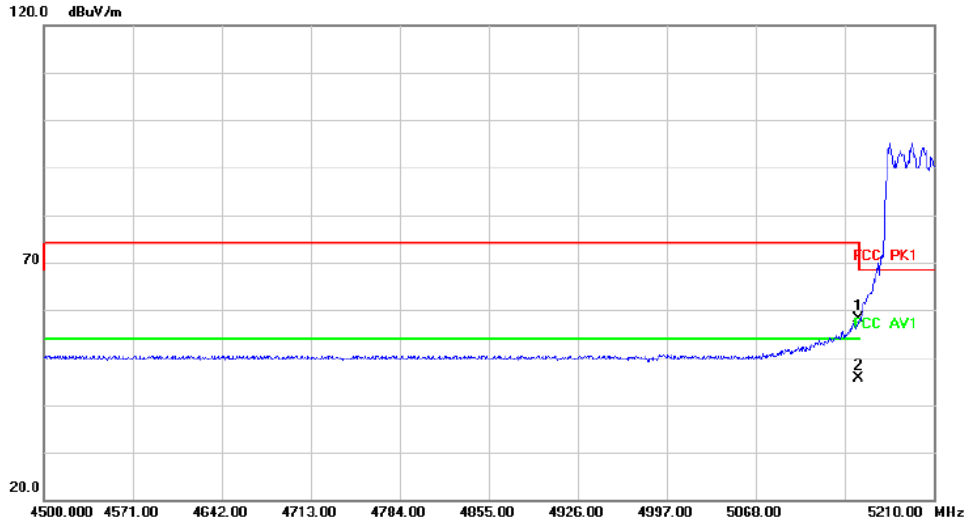

No.	Mk.	Freq.	Reading Level	Correct Factor	Measure-ment	Limit	Over		Antenna Height	Table Degree	
		MHz	dBuV	dB/m	dBuV/m	dBuV/m	dB	Detector	cm	degree	Comment
1		5150.000	50.90	7.25	58.15	68.20	-10.05	peak			
2	*	5150.000	38.33	7.25	45.58	54.00	-8.42	AVG			

Above 1G (1GHz~18GHz)	Test mode: 11AC80	Test Channel:58

VERTICAL

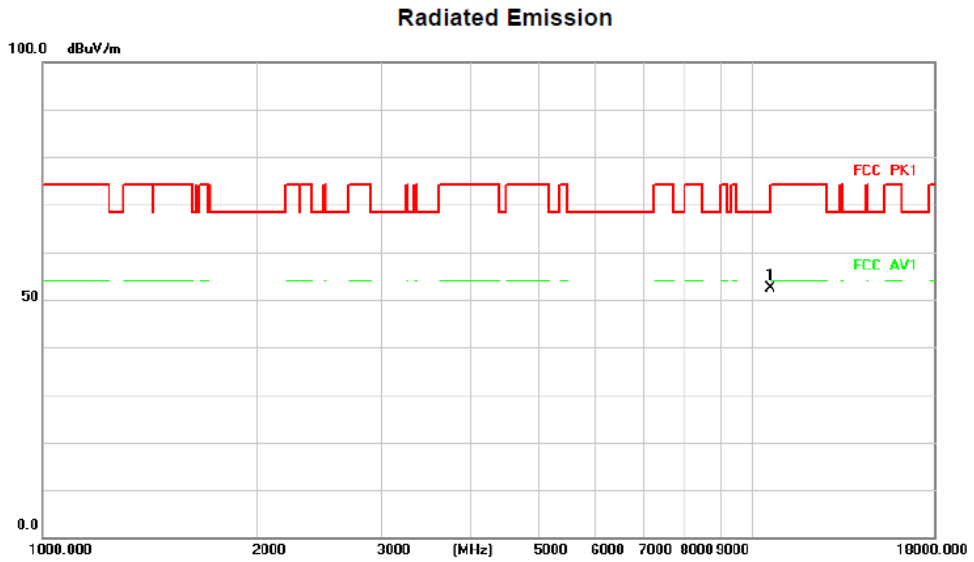

No.	Mk.	Freq.	Reading Level	Correct Factor	Measure-ment	Limit	Over		Antenna Height	Table Degree	
		MHz	dBuV	dB/m	dBuV/m	dBuV/m	dB	Detector	cm	degree	Comment
1	*	10580.000	45.25	7.01	52.26	68.20	-15.94	peak			

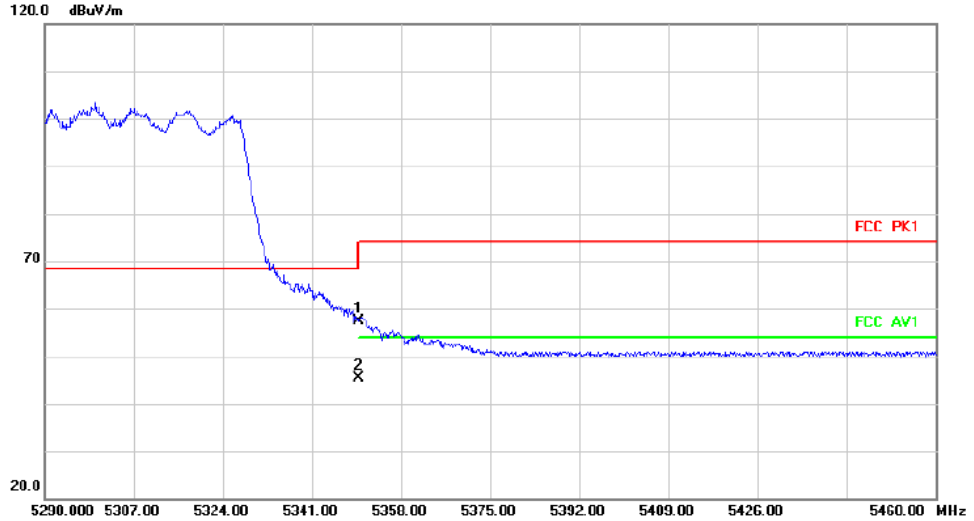

No.	Mk.	Freq.	Reading Level	Correct Factor	Measure-ment	Limit	Over		Antenna Height	Table Degree	
		MHz	dBuV	dB/m	dBuV/m	dBuV/m	dB	Detector	cm	degree	Comment
1		5350.000	51.03	6.40	57.43	68.20	-10.77	peak			
2	*	5350.000	38.91	6.40	45.31	54.00	-8.69	AVG			

HORIZONTA

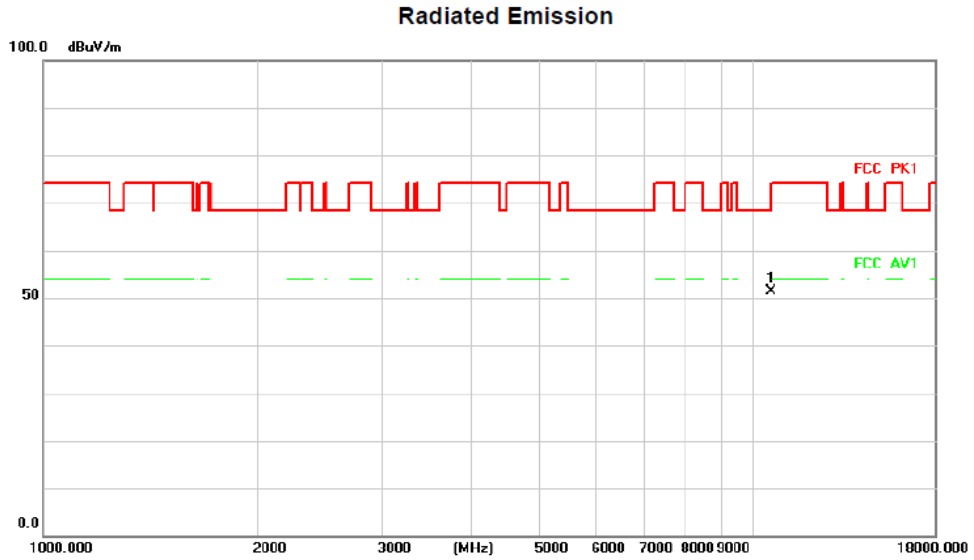

No.	Mk.	Freq.	Reading Level	Correct Factor	Measure-ment	Limit	Over		Antenna Height	Table Degree	
		MHz	dBuV	dB/m	dBuV/m	dBuV/m	dB	Detector	cm	degree	Comment
1	*	10580.000	44.46	7.01	51.47	68.20	-16.73	peak			

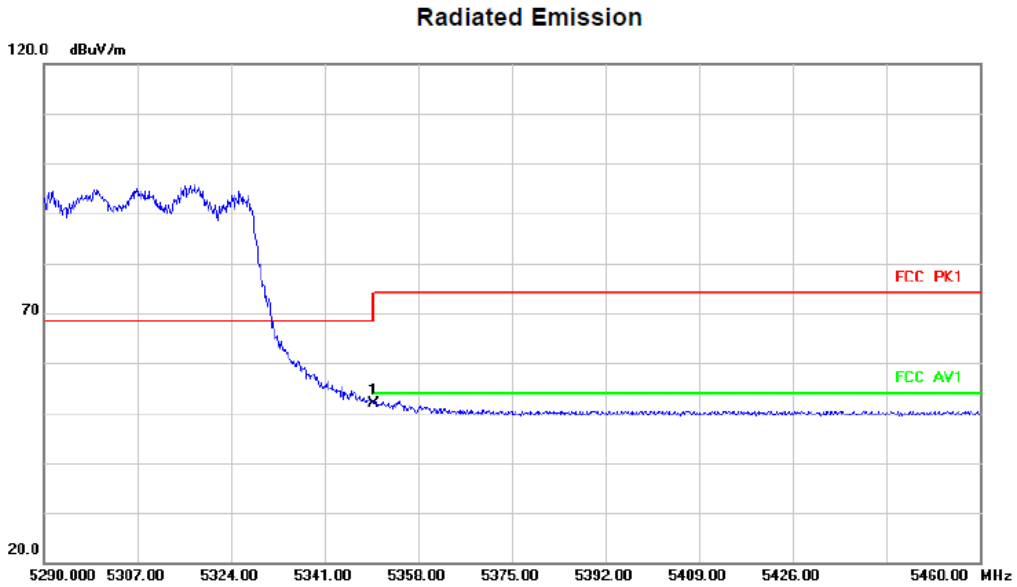

No.	Mk.	Freq.	Reading Level	Correct Factor	Measure-ment	Limit	Over		Antenna Height	Table Degree	
		MHz	dBuV	dB/m	dBuV/m	dBuV/m	dB	Detector	cm	degree	Comment
1	*	5350.000	45.49	6.40	51.89	68.20	-16.31	peak			

Above 1G (1GHz~18GHz)	Test mode: 11AC80	Test Channel:106

VERTICAL

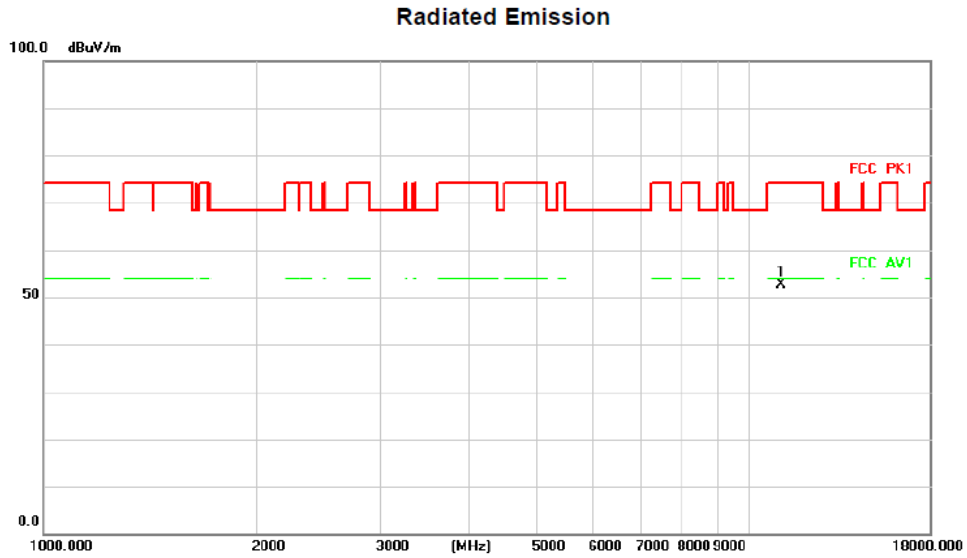

No.	Mk.	Freq.	Reading Level	Correct Factor	Measure-ment	Limit	Over		Antenna Height	Table Degree	
		MHz	dBuV	dB/m	dBuV/m	dBuV/m	dB	Detector	cm	degree	Comment
1	*	11060.000	46.69	5.92	52.61	74.00	-21.39	peak			

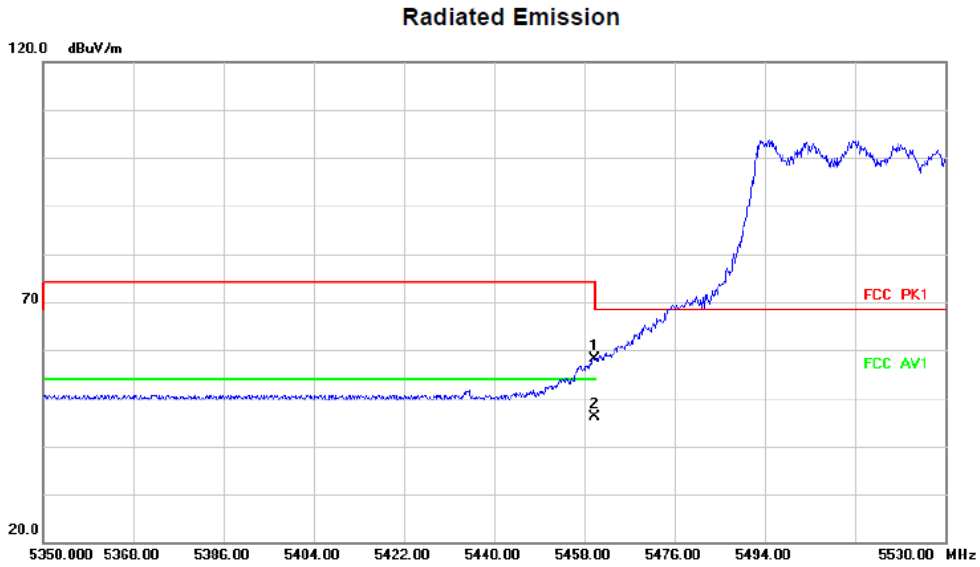

No.	Mk.	Freq.	Reading Level	Correct Factor	Measure-ment	Limit	Over		Antenna Height	Table Degree	
		MHz	dBuV	dB/m	dBuV/m	dBuV/m	dB	Detector	cm	degree	Comment
1		5460.000	51.87	6.31	58.18	68.20	-10.02	peak			
2	*	5460.000	39.76	6.31	46.07	54.00	-7.93	AVG			

HORIZONTA

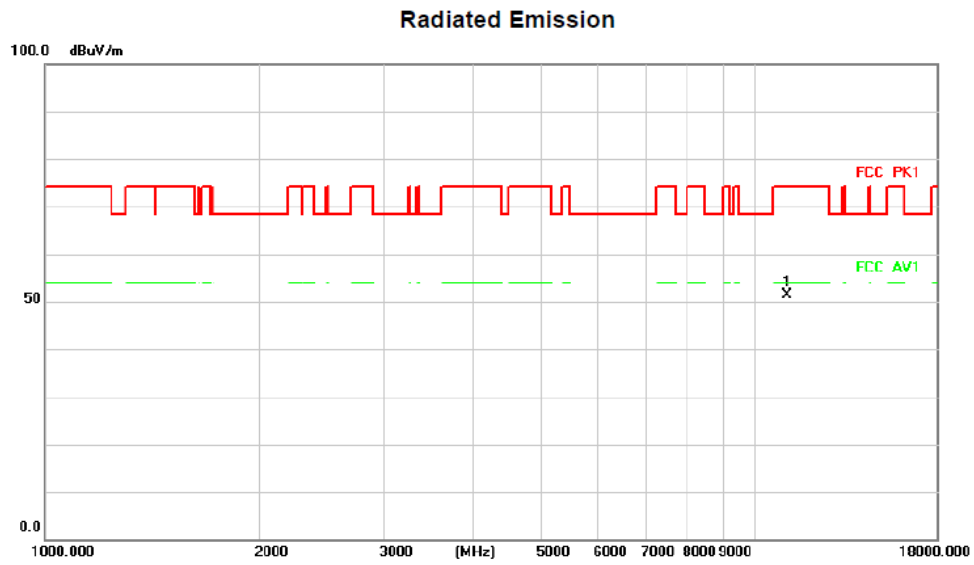

No.	Mk.	Freq.	Reading Level	Correct Factor	Measure-ment	Limit	Over		Antenna Height	Table Degree	
		MHz	dBuV	dB/m	dBuV/m	dBuV/m	dB	Detector	cm	degree	Comment
1	*	11060.000	45.36	5.92	51.28	74.00	-22.72	peak			

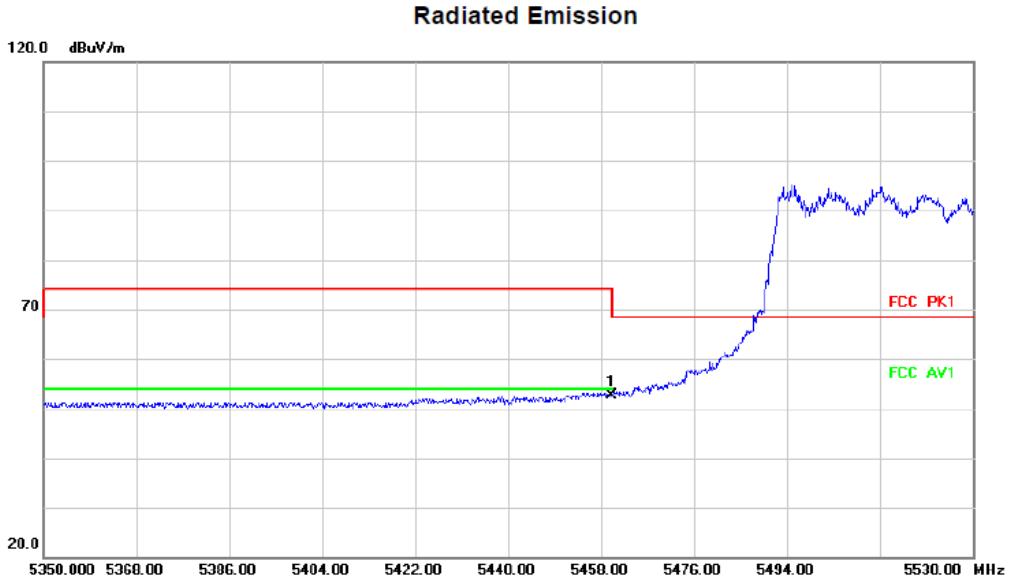

No.	Mk.	Freq.	Reading Level	Correct Factor	Measure-ment	Limit	Over		Antenna Height	Table Degree	
		MHz	dBuV	dB/m	dBuV/m	dBuV/m	dB	Detector	cm	degree	Comment
1	*	5460.000	46.39	6.31	52.70	68.20	-15.50	peak			

Above 1G (1GHz~18GHz)	Test mode: 11AC80	Test Channel:122

VERTICAL

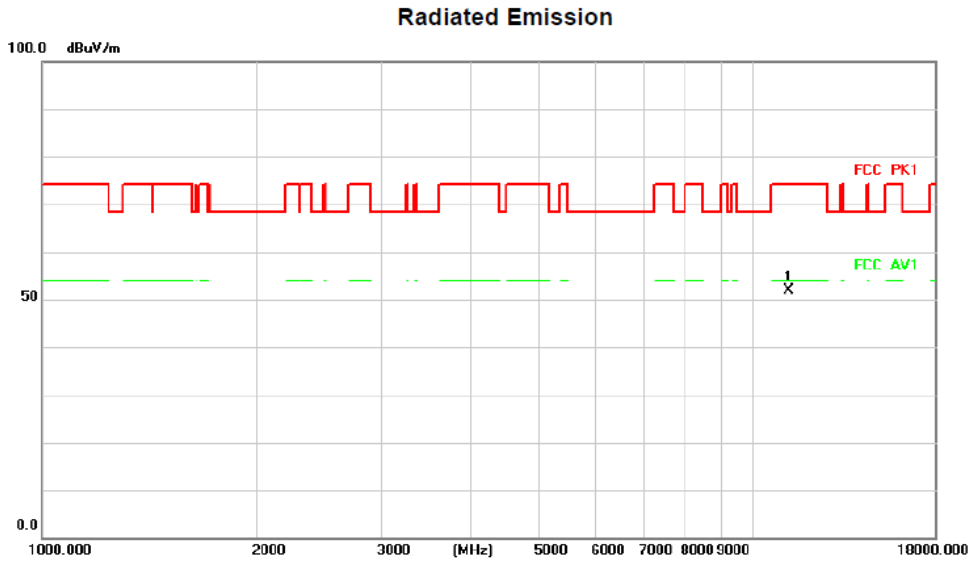

No.	Mk.	Freq.	Reading Level	Correct Factor	Measure-ment	Limit	Over		Antenna Height	Table Degree	
		MHz	dBuV	dB/m	dBuV/m	dBuV/m	dB	Detector	cm	degree	Comment
1	*	11220.000	1.49	50.29	51.78	74.00	-22.22	peak			

HORIZONTA

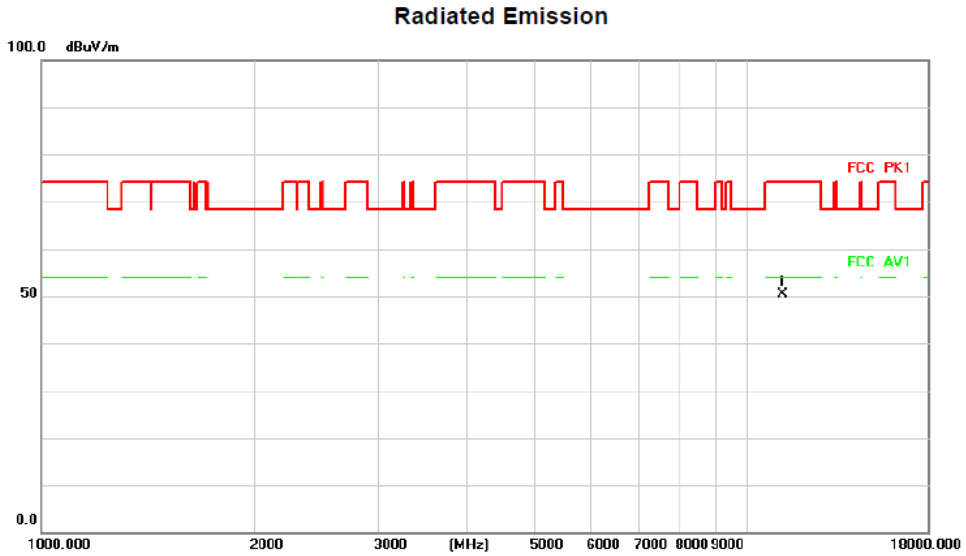

No.	Mk.	Freq.	Reading Level	Correct Factor	Measure-ment	Limit	Over		Antenna Height	Table Degree	
		MHz	dBuV	dB/m	dBuV/m	dBuV/m	dB	Detector	cm	degree	Comment
1	*	11220.000	0.02	50.29	50.31	74.00	-23.69	peak			

Above 1G (1GHz~18GHz)	Test mode: 11AC80	Test Channel:155

VERTICAL

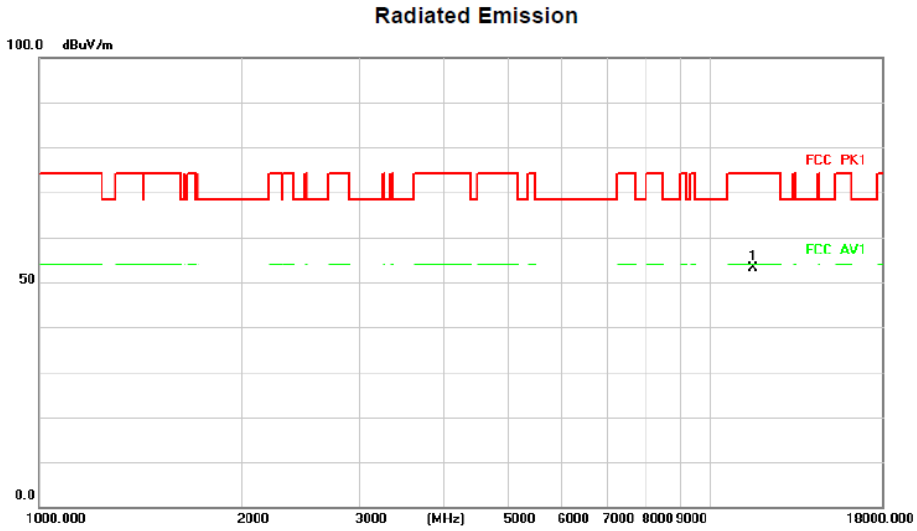

No.	Mk.	Freq.	Reading Level	Correct Factor	Measure-ment	Limit	Over		Antenna Height	Table Degree	
		MHz	dBuV	dB/m	dBuV/m	dBuV/m	dB	Detector	cm	degree	Comment
1	*	11550.000	2.07	50.94	53.01	74.00	-20.99	peak			

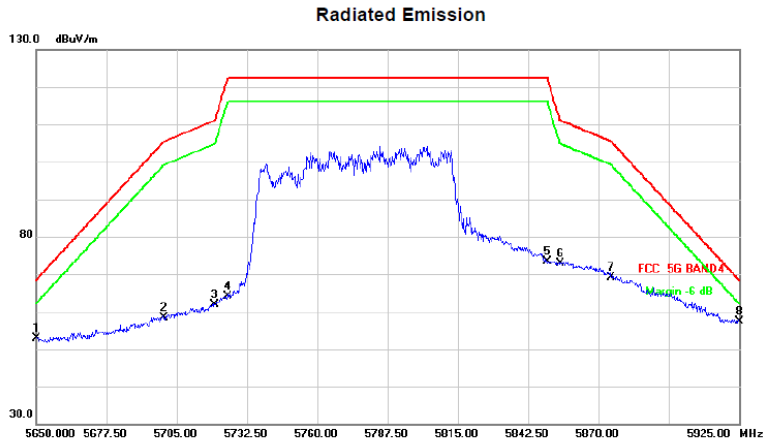

No.	Mk.	Freq.	Reading Level	Correct Factor	Measure-ment	Limit	Over		Antenna Height	Table Degree	
		MHz	dBuV	dB/m	dBuV/m	dBuV/m	dB	Detector	cm	degree	Comment
1		5650.000	46.79	6.15	52.94	68.20	-15.26	peak			
2		5700.000	52.12	6.26	58.38	105.20	-46.82	peak			
3		5720.000	55.75	6.05	61.80	110.80	-49.00	peak			
4		5725.000	58.17	6.00	64.17	122.20	-58.03	peak			
5		5850.000	67.73	5.74	73.47	122.20	-48.73	peak			
6		5855.000	66.98	5.82	72.80	110.80	-38.00	peak			
7		5875.000	62.86	6.16	69.02	105.20	-36.18	peak			
8	*	5925.000	50.23	7.13	57.36	68.20	-10.84	peak			

HORIZONTA

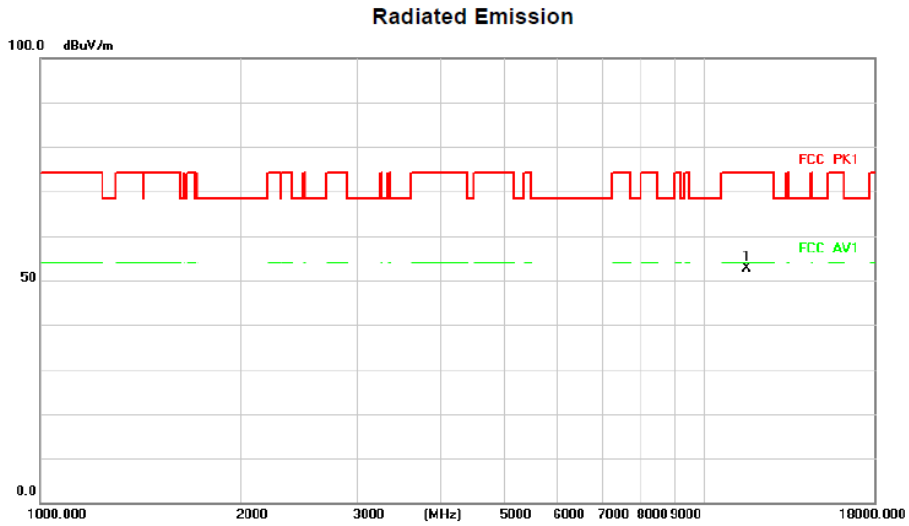

No.	Mk.	Freq.	Reading Level	Correct Factor	Measure-ment	Limit	Over		Antenna Height	Table Degree	
		MHz	dBuV	dB/m	dBuV/m	dBuV/m	dB	Detector	cm	degree	Comment
1	*	11550.000	1.60	50.94	52.54	74.00	-21.46	peak			

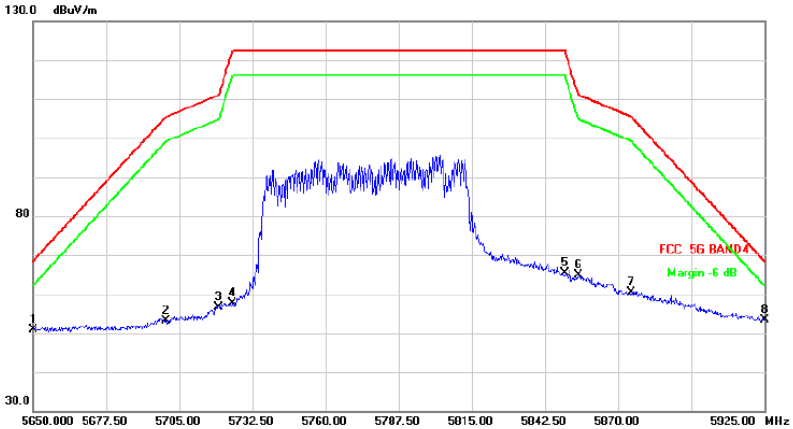

No.	Mk.	Freq.	Reading Level	Correct Factor	Measure-ment	Limit	Over		Antenna Height	Table Degree	
		MHz	dBuV	dB/m	dBuV/m	dBuV/m	dB	Detector	cm	degree	Comment
1		5650.000	44.84	6.15	50.99	68.20	-17.21	peak			
2		5700.000	46.82	6.26	53.08	105.20	-52.12	peak			
3		5720.000	50.63	6.05	56.68	110.80	-54.12	peak			
4		5725.000	51.56	6.00	57.56	122.20	-64.64	peak			
5		5850.000	59.66	5.74	65.40	122.20	-56.80	peak			
6		5855.000	59.03	5.82	64.85	110.80	-45.95	peak			
7		5875.000	54.31	6.16	60.47	105.20	-44.73	peak			
8	*	5925.000	46.13	7.13	53.26	68.20	-14.94	peak			

Note: The high frequency, which started from 18GHz to 40GHz, was pre-scanned and the result which was 20dB lower than the limit line was not recorded in this report.

3.3 Spectrum Bandwidth

3.3.1 Limit

FCC Part15, Subpart E (15.407)			
Section	Test Item	Limit	Frequency Range (MHz)
15.407(a) 15.407(e)	26 dB Bandwidth	-	5150-5250
	26 dB Bandwidth	-	5250-5350
	26 dB Bandwidth	-	5470-5725
	26 dB Bandwidth	-	5725-5850
	6 dB Bandwidth	Minimum 500 kHz	5725-5850

3.3.2 Test Procedure

Test Method	
●Conducted Measurement	○Radiated Measurement
Test Channels	
●Lowest, Middle and Highest Channel	○ Lowest and Highest Channel
Environmental conditions	
●Normal	○Normal and Extreme
Note:●:Test ○:No Test	

a) The EUT was directly connected to the tonscend test system and antenna output port as show in the block diagram below.

b) the spectrum analyser is set as follow:

For 26 dB Bandwidth

Centre Frequency	The centre frequency of the channel under test
RBW	≥1% x Nominal Channel Bandwidth
VBW	≥3 x RBW
Frequency span	2 x Nominal Channel Bandwidth
Detector Mode	Peak
Trace Mode	Max Hold
Sweep Time	Auto Couple

For 6 dB Bandwidth

Centre Frequency	The centre frequency of the channel under test
RBW	100 kHz
VBW	300 kHz
Frequency span	2 x Nominal Channel Bandwidth
Detector Mode	Peak
Trace Mode	Max Hold
Sweep Time	Auto Couple

c) Wait for the trace to stabilize then find the peak value of the trace and place the analyser marker on this peak.

d) Use the -26/-6dB bandwidth function of the spectrum analyser to measure the -26/-6dB Bandwidth of the EUT. This value shall be recorded.

e) Make sure that the power envelope is sufficiently above the noise floor of the analyser to avoid the noise signals left and right from the power envelope being taken into account by this measurement.

3.3.3 Test Setup

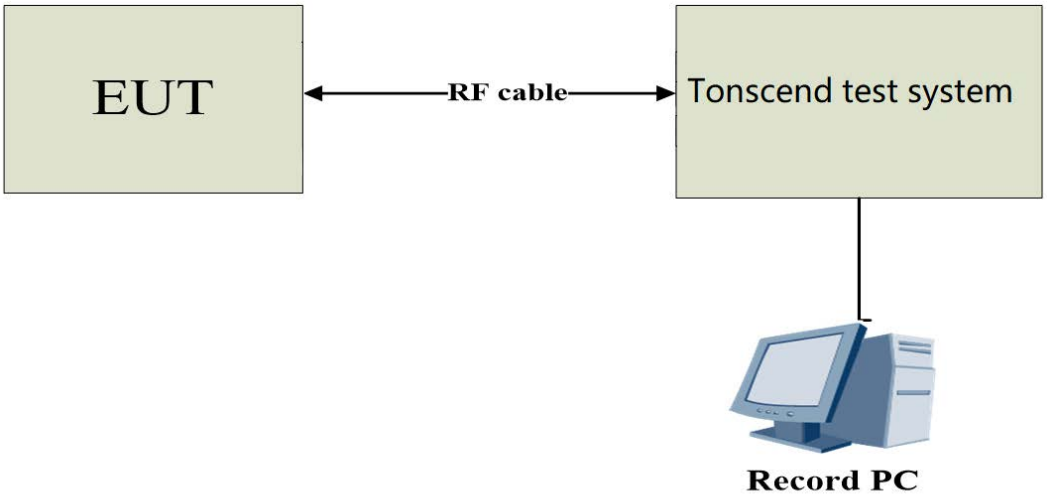

3.3.4 Test Result

26 dB Bandwidth

Test Mode	Antenna	Frequency[MHz]	26dB EBW [MHz]	FL[MHz]	FH[MHz]	Limit[MHz]	Verdict
11A	Ant1	5180	37.760	5161.000	5198.760	---	---
11A	Ant1	5200	34.080	5184.360	5218.440	---	---
11A	Ant1	5240	33.480	5223.040	5256.520	---	---
11A	Ant1	5260	37.200	5241.440	5278.640	---	---
11A	Ant1	5280	33.160	5262.760	5295.920	---	---
11A	Ant1	5320	26.880	5306.040	5332.920	---	---
11A	Ant1	5500	36.400	5481.280	5517.680	---	---
11A	Ant1	5580	27.560	5566.760	5594.320	---	---
11A	Ant1	5700	26.880	5686.280	5713.160	---	---
11A	Ant1	5745	31.160	5730.520	5761.680	---	---
11A	Ant1	5785	32.680	5768.520	5801.200	---	---
11A	Ant1	5825	33.520	5808.560	5842.080	---	---
11N20SISO	Ant1	5180	28.960	5166.720	5195.680	---	---
11N20SISO	Ant1	5200	30.320	5184.840	5215.160	---	---
11N20SISO	Ant1	5240	25.360	5227.360	5252.720	---	---
11N20SISO	Ant1	5260	22.960	5249.080	5272.040	---	---
11N20SISO	Ant1	5280	27.720	5267.400	5295.120	---	---
11N20SISO	Ant1	5320	31.040	5304.400	5335.440	---	---
11N20SISO	Ant1	5500	36.800	5482.880	5519.680	---	---
11N20SISO	Ant1	5580	28.400	5566.080	5594.480	---	---
11N20SISO	Ant1	5700	28.920	5687.120	5716.040	---	---
11N20SISO	Ant1	5745	32.560	5730.360	5762.920	---	---
11N20SISO	Ant1	5785	32.920	5770.440	5803.360	---	---
11N20SISO	Ant1	5825	38.280	5806.400	5844.680	---	---
11N40SISO	Ant1	5190	75.360	5154.400	5229.760	---	---
11N40SISO	Ant1	5230	75.840	5191.840	5267.680	---	---
11N40SISO	Ant1	5270	69.600	5235.120	5304.720	---	---
11N40SISO	Ant1	5310	73.440	5272.480	5345.920	---	---
11N40SISO	Ant1	5510	77.680	5471.920	5549.600	---	---
11N40SISO	Ant1	5550	74.080	5513.280	5587.360	---	---
11N40SISO	Ant1	5670	76.800	5631.760	5708.560	---	---
11N40SISO	Ant1	5755	78.160	5716.120	5794.280	---	---
11N40SISO	Ant1	5795	77.840	5756.600	5834.440	---	---
11AC20SISO	Ant1	5180	34.440	5163.640	5198.080	---	---
11AC20SISO	Ant1	5200	34.240	5184.520	5218.760	---	---
11AC20SISO	Ant1	5240	27.840	5224.760	5252.600	---	---
11AC20SISO	Ant1	5260	23.880	5248.400	5272.280	---	---
11AC20SISO	Ant1	5280	24.080	5268.240	5292.320	---	---
11AC20SISO	Ant1	5320	27.120	5305.360	5332.480	---	---

11AC20SISO	Ant1	5500	33.760	5484.320	5518.080	---	---
11AC20SISO	Ant1	5580	29.600	5564.080	5593.680	---	---
11AC20SISO	Ant1	5700	30.120	5684.920	5715.040	---	---
11AC20SISO	Ant1	5745	34.320	5727.600	5761.920	---	---
11AC20SISO	Ant1	5785	36.640	5767.040	5803.680	---	---
11AC20SISO	Ant1	5825	37.040	5806.760	5843.800	---	---
11AC40SISO	Ant1	5190	79.600	5150.400	5230.000	---	---
11AC40SISO	Ant1	5230	73.200	5192.080	5265.280	---	---
11AC40SISO	Ant1	5270	77.120	5231.200	5308.320	---	---
11AC40SISO	Ant1	5310	75.840	5271.280	5347.120	---	---
11AC40SISO	Ant1	5510	79.120	5470.480	5549.600	---	---
11AC40SISO	Ant1	5550	78.720	5511.280	5590.000	---	---
11AC40SISO	Ant1	5670	77.600	5630.720	5708.320	---	---
11AC40SISO	Ant1	5755	77.440	5717.480	5794.920	---	---
11AC40SISO	Ant1	5795	77.920	5757.000	5834.920	---	---
11AC80SISO	Ant1	5210	158.880	5130.960	5289.840	---	---
11AC80SISO	Ant1	5290	158.240	5210.160	5368.400	---	---
11AC80SISO	Ant1	5530	160.000	5450.000	5610.000	---	---
11AC80SISO	Ant1	5610	154.560	5530.000	5684.560	---	---
11AC80SISO	Ant1	5775	160.000	5695.000	5855.000	---	---

11A-Ant1-5180

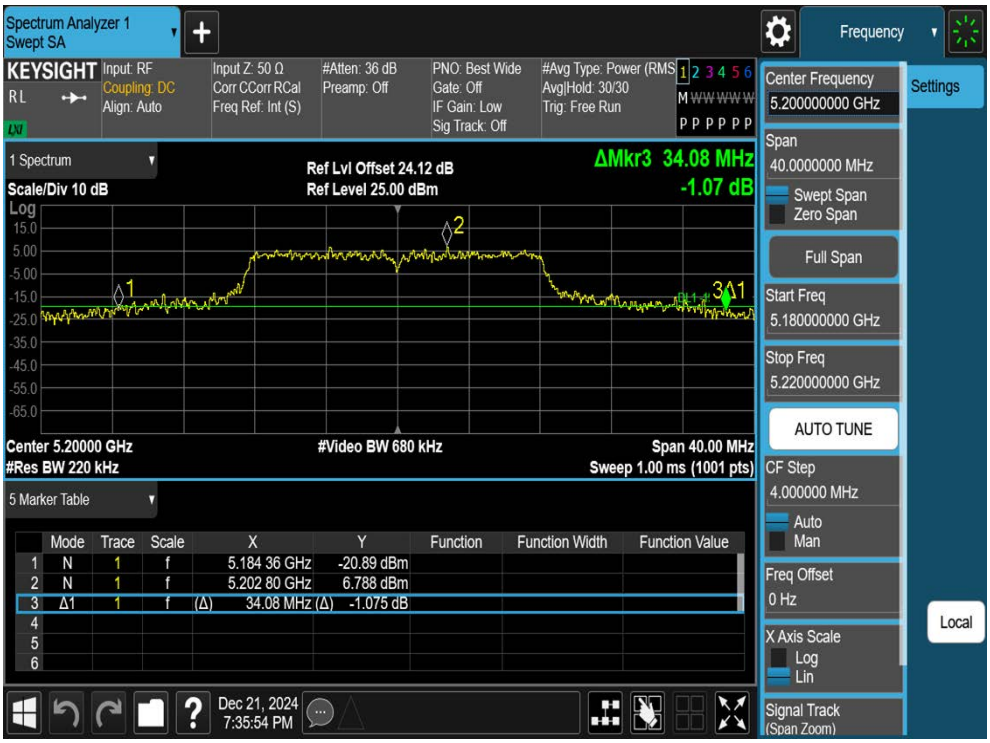

11A-Ant1-5200

11A-Ant1-5240

11A-Ant1-5260

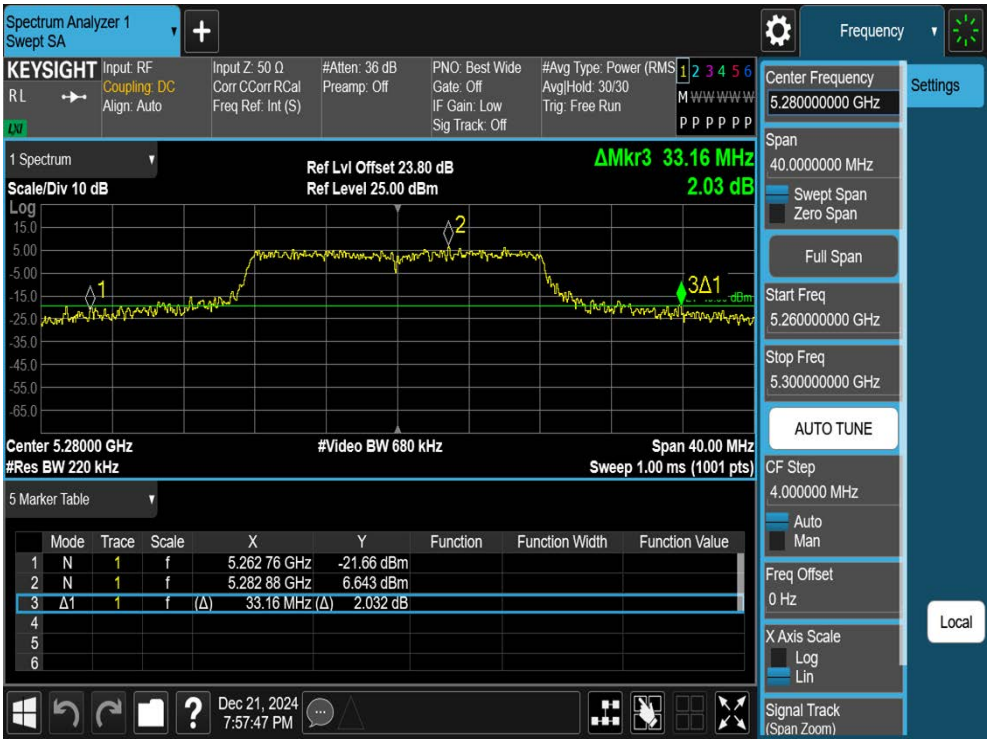

11A-Ant1-5280

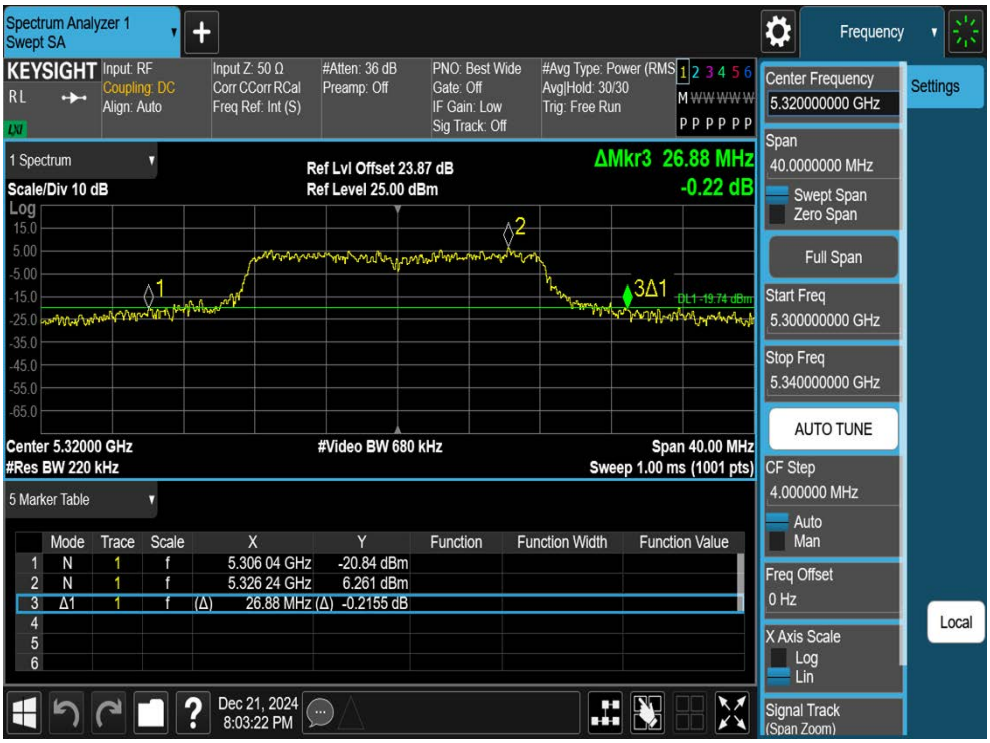

11A-Ant1-5320

11A-Ant1-5500

11A-Ant1-5580

11A-Ant1-5700

11A-Ant1-5745

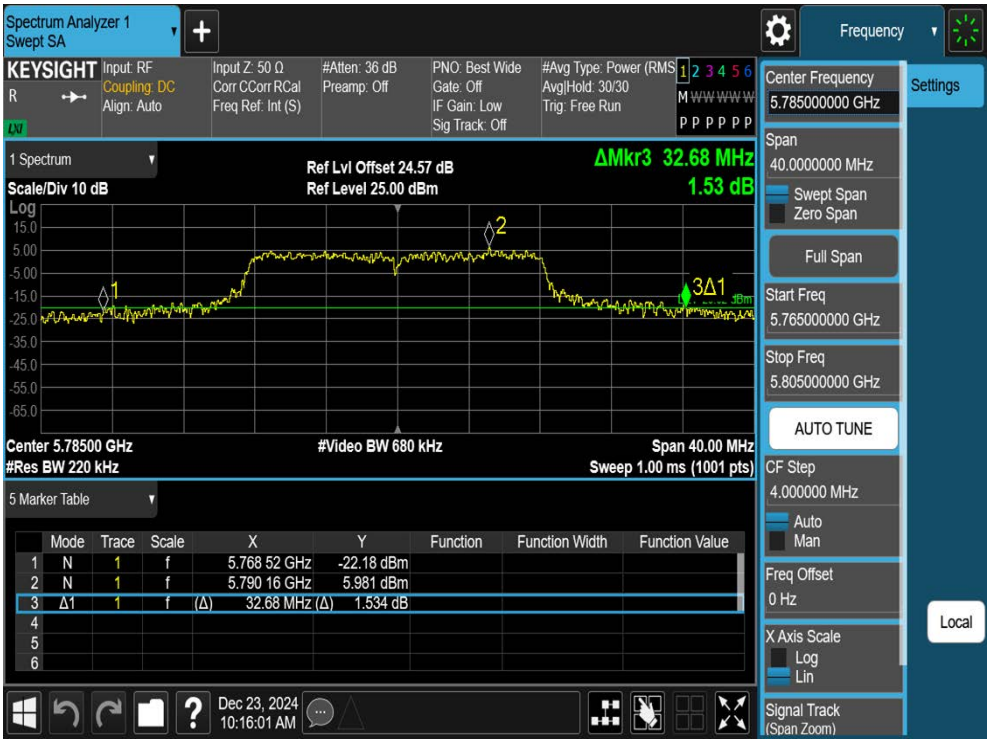

11A-Ant1-5785

11A-Ant1-5825

11N20SISO-Ant1-5180

11N20SISO-Ant1-5200

11N20SISO-Ant1-5240

11N20SISO-Ant1-5260

11N20SISO-Ant1-5280

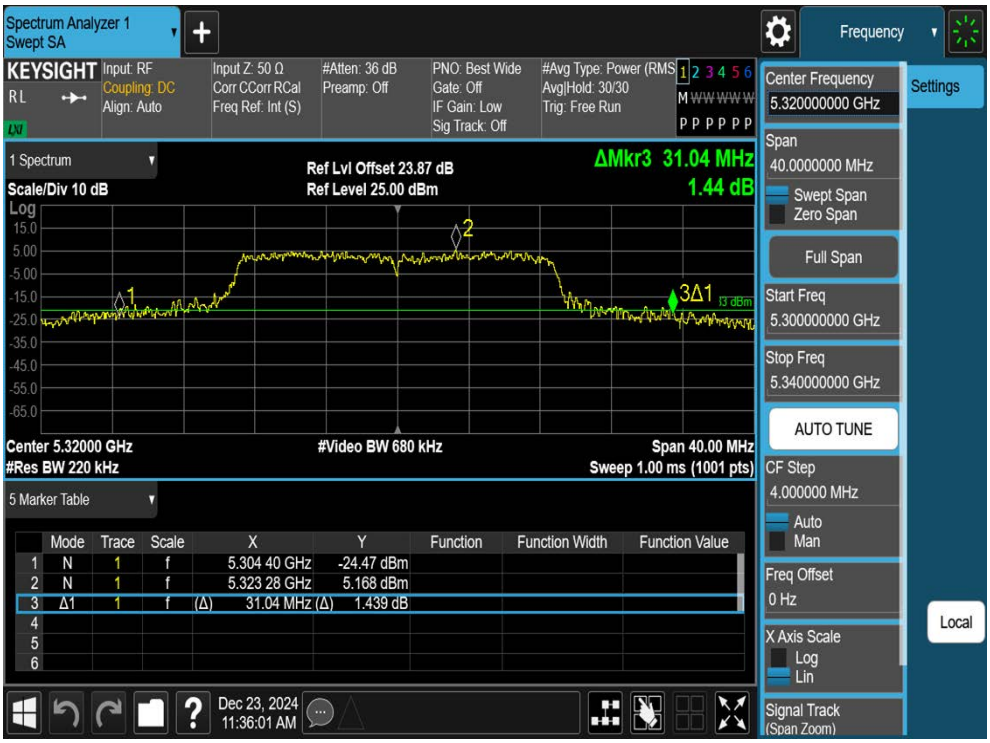

11N20SISO-Ant1-5320

11N20SISO-Ant1-5500

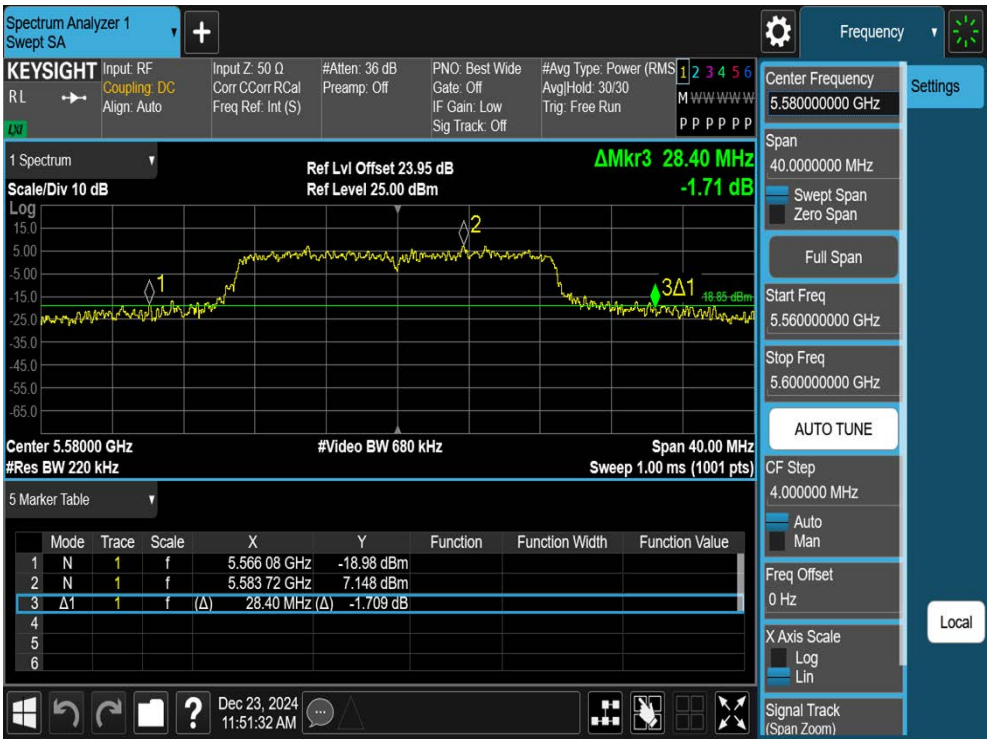

11N20SISO-Ant1-5580

11N20SISO-Ant1-5700

11N20SISO-Ant1-5745

11N20SISO-Ant1-5785

11N20SISO-Ant1-5825

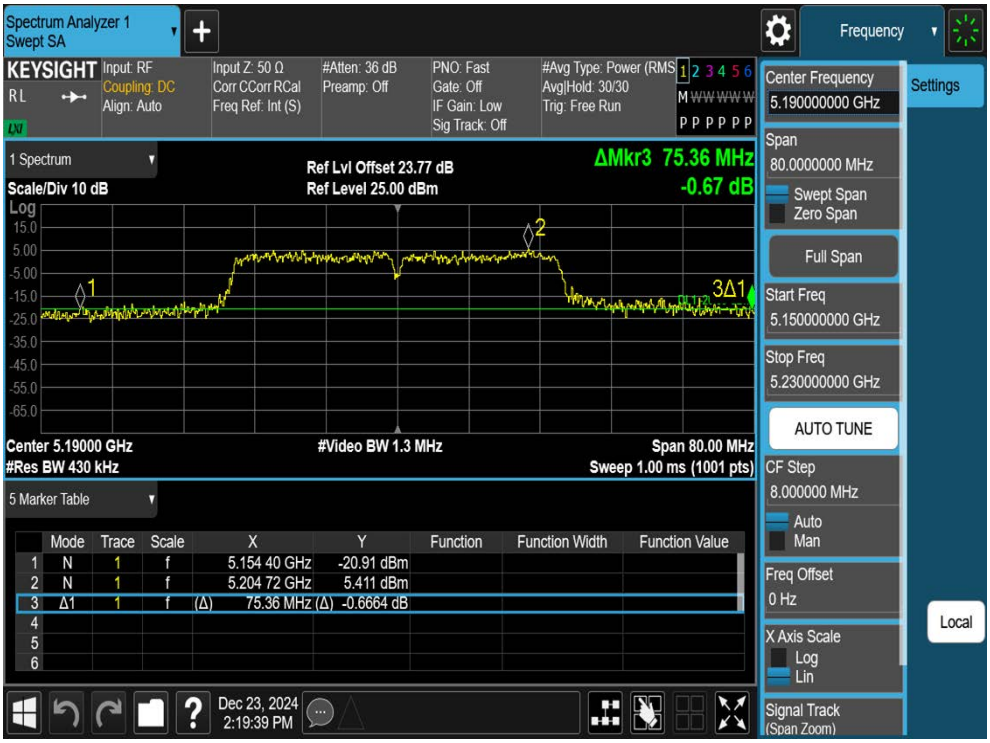

11N40SISO-Ant1-5190

11N40SISO-Ant1-5230

11N40SISO-Ant1-5270

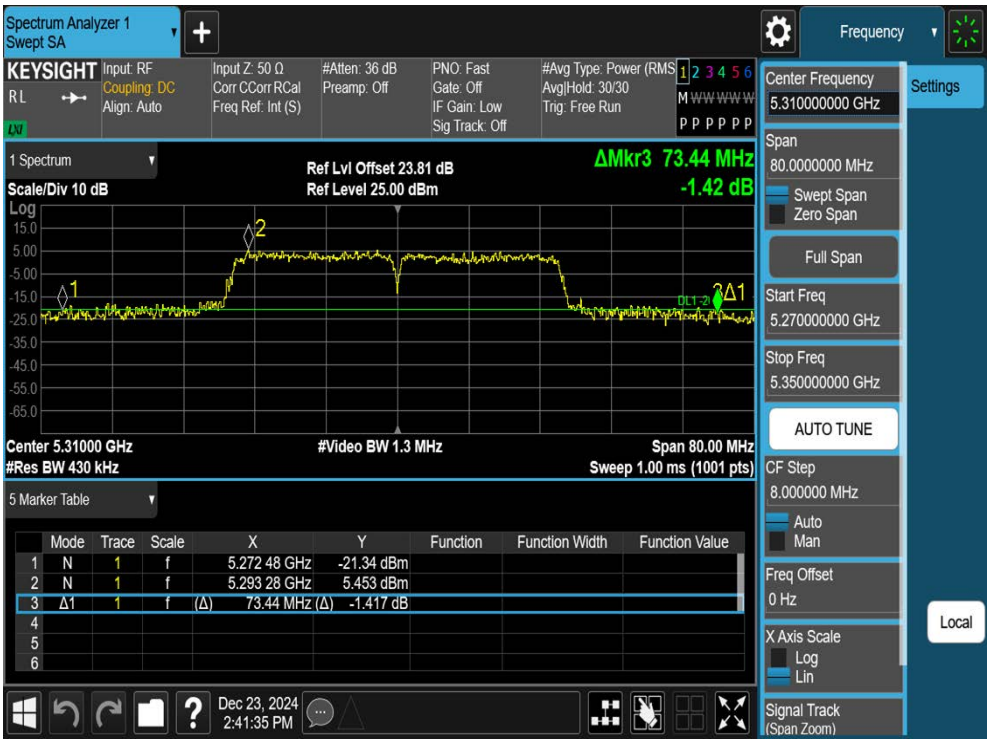

11N40SISO-Ant1-5310

11N40SISO-Ant1-5510

11N40SISO-Ant1-5550

11N40SISO-Ant1-5670

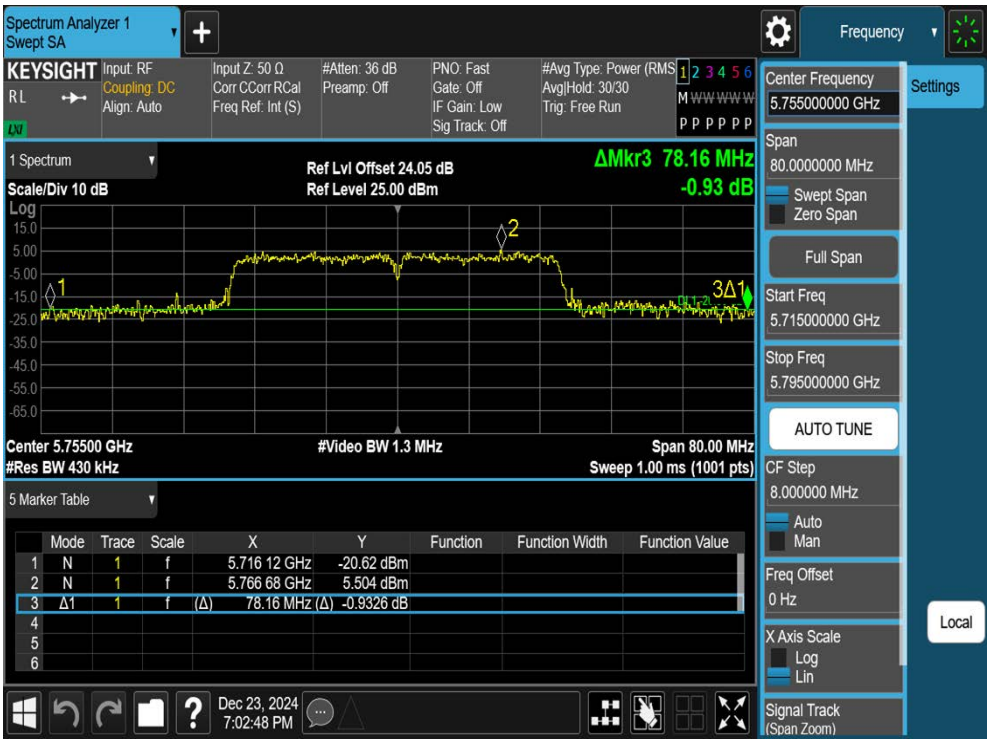

11N40SISO-Ant1-5755

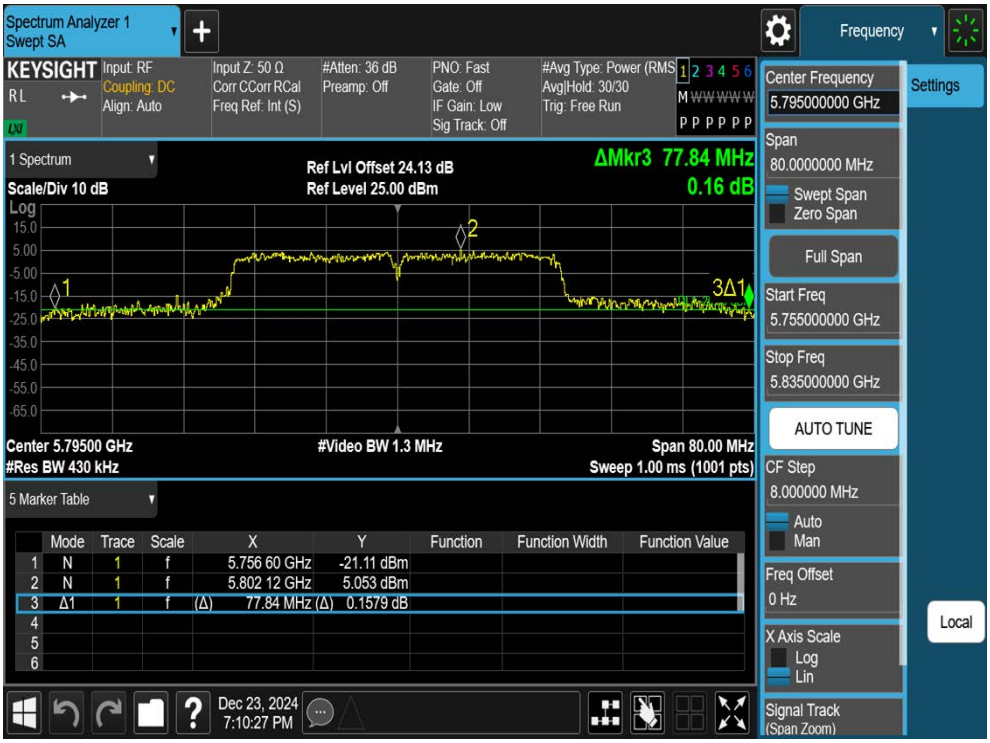

11N40SISO-Ant1-5795

11AC20SISO-Ant1-5180

11AC20SISO-Ant1-5200

11AC20SISO-Ant1-5240

11AC20SISO-Ant1-5260

11AC20SISO-Ant1-5280

11AC20SISO-Ant1-5320

11AC20SISO-Ant1-5500

11AC20SISO-Ant1-5580

11AC20SISO-Ant1-5700

11AC20SISO-Ant1-5745

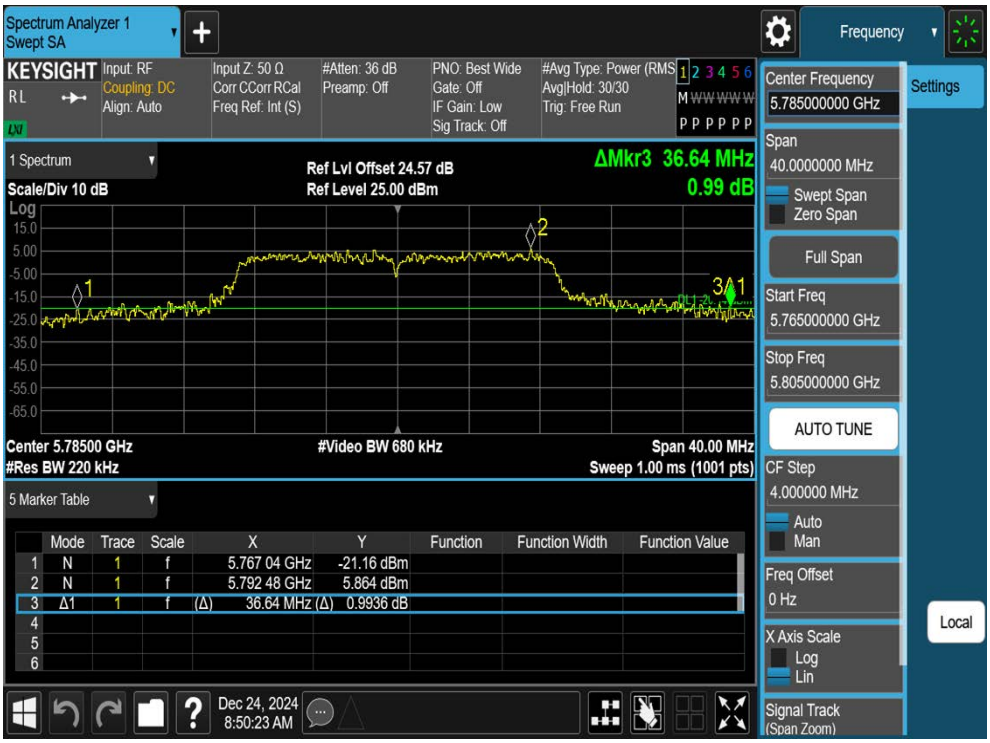

11AC20SISO-Ant1-5785