Neutral Line:

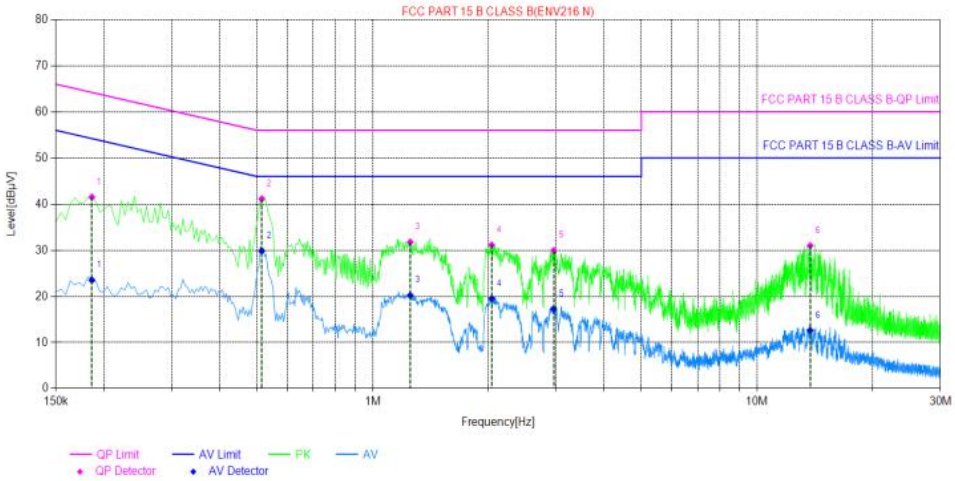

Final Data List									
NO.	Freq. [MHz]	Factor [dB]	QP Value [dBµV]	QP Limit [dBµV]	QP Margin [dB]	AV Value [dBµV]	AV Limit [dBµV]	AV Margin [dB]	Verdict
1	0.186	9.84	41.51	64.21	22.70	23.53	54.21	30.68	PASS
2	0.5145	9.72	41.12	56.00	14.88	29.86	46.00	16.14	PASS
3	1.2525	9.71	31.75	56.00	24.25	20.22	46.00	25.78	PASS
4	2.04	9.78	31.14	56.00	24.86	19.51	46.00	26.49	PASS
5	2.958	9.86	29.97	56.00	26.03	17.27	46.00	28.73	PASS
6	13.7445	9.90	30.99	60.00	29.01	12.60	50.00	37.40	PASS

Remark:

1. The following Quasi-Peak and Average measurements were performed on the EUT:

2. The Measurement (Result Level) is calculated by Reading Level adding the Correct Factor(maybe including LISN Factor and the Cable Factor etc.), The basic equation is as follows:

Result Level= Reading Level + Correct Factor(including LISN Factor, Cable Factor etc

4 Appendix

Appendix A: 20dB Emission Bandwidth

Test Result

TestMode	Antenna	Freq(MHz)	20dB EBW[MHz]	FL[MHz]	FH[MHz]	Limit[MHz]	Verdict
DH5	Ant1	2402	1.029	2401.505	2402.534	---	---
		2441	1.068	2440.481	2441.549	---	---
		2480	1.050	2479.496	2480.546	---	---
2DH5	Ant1	2402	1.341	2401.343	2402.684	---	---
		2441	1.317	2440.358	2441.675	---	---
		2480	1.401	2479.319	2480.720	---	---
3DH5	Ant1	2402	1.335	2401.349	2402.684	---	---
		2441	1.323	2440.361	2441.684	---	---
		2480	1.308	2479.370	2480.678	---	---

Test Graphs

DH5_Ant1_2402

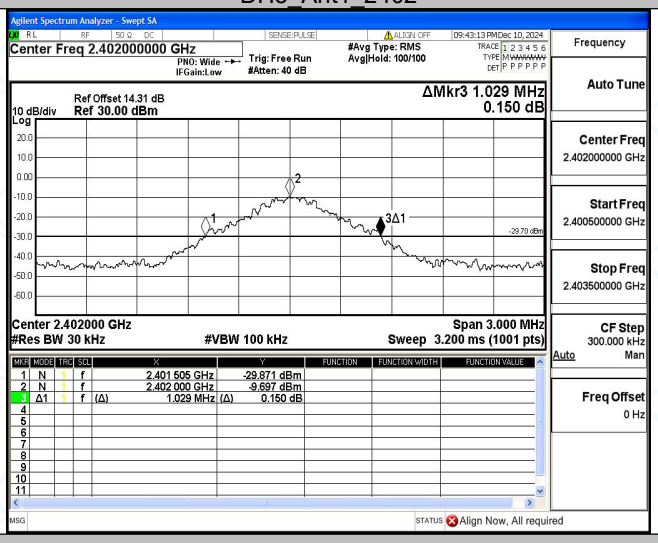

DH5_Ant1_2441

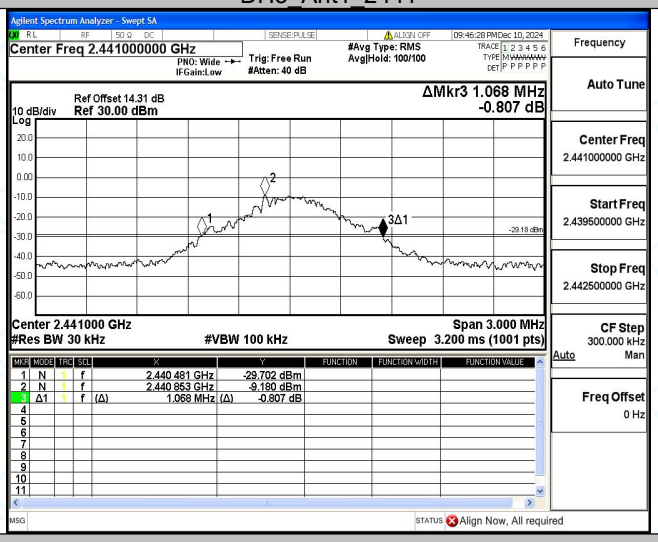

DH5_Ant1_2480

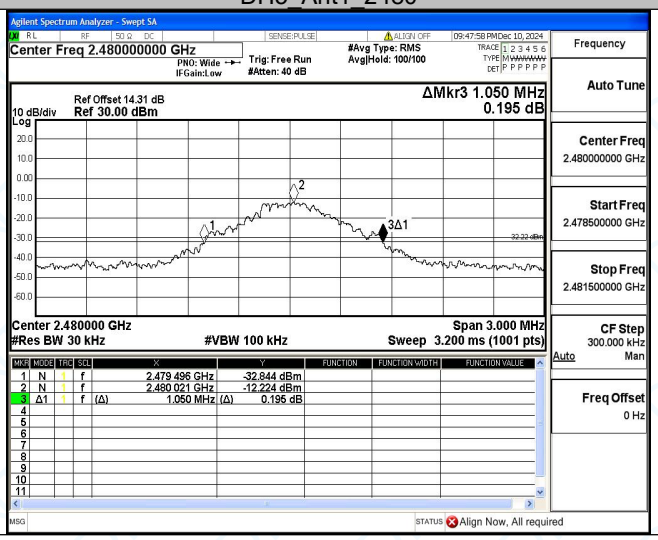

2DH5_Ant1_2402

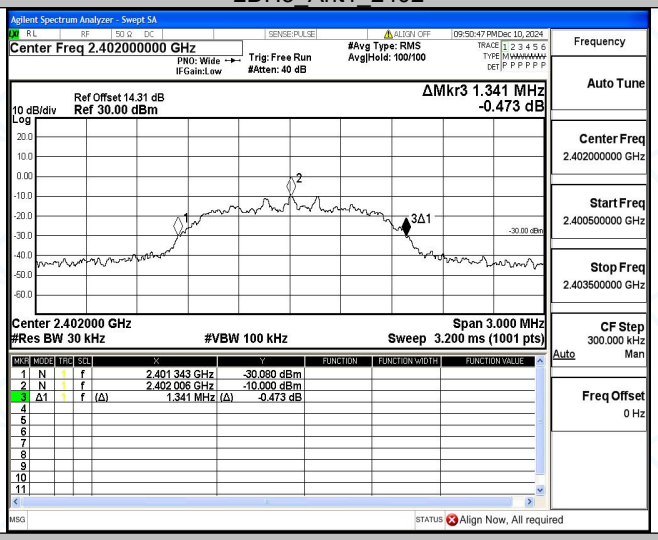

2DH5_Ant1_2441

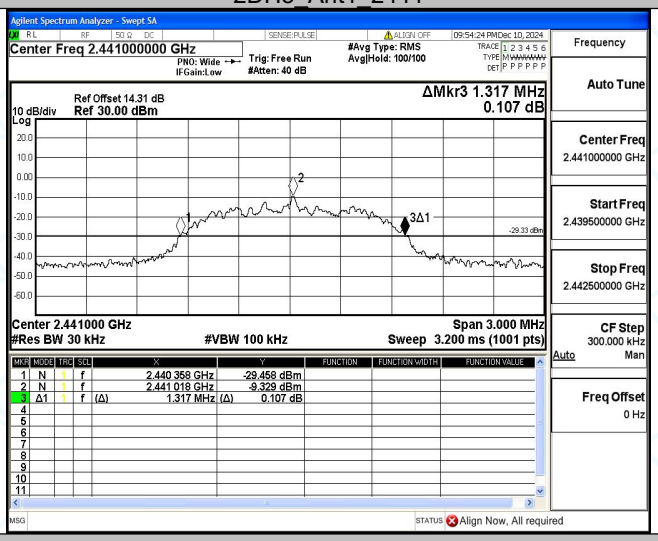

2DH5_Ant1_2480

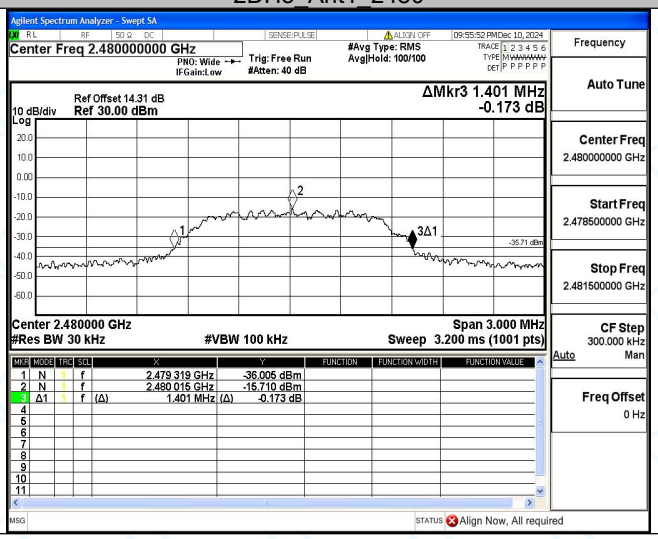

3DH5_Ant1_2402

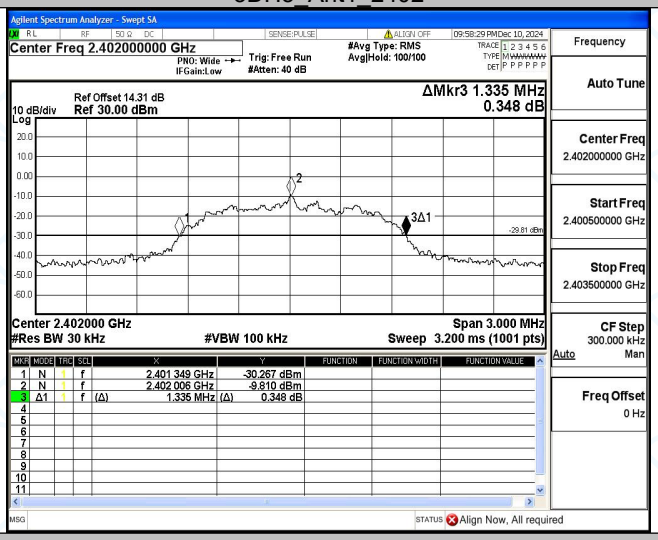

3DH5_Ant1_2441

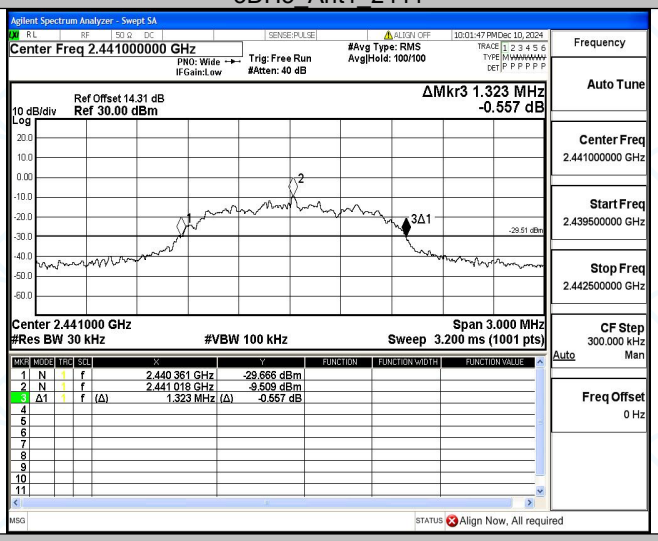

3DH5_Ant1_2480

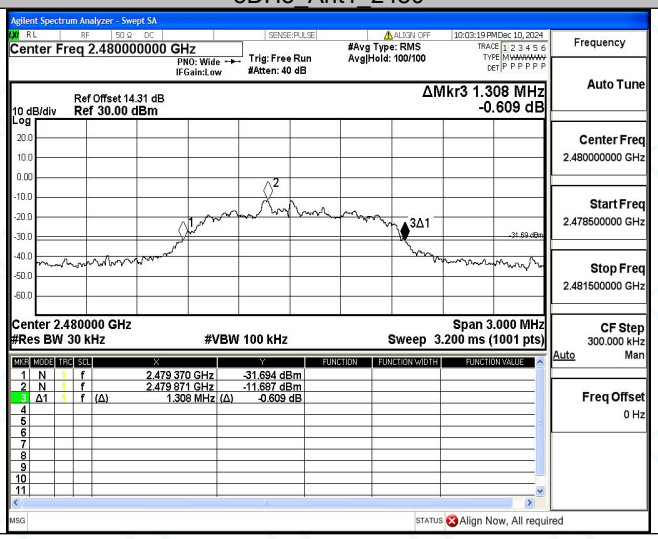

Appendix B: Maximum conducted output power

Test Result

Test Mode	Antenna	Freq(MHz)	Conducted Peak Powert[dBm]	Conducted Limit[dBm]	Verdict
DH5	Ant1	2402	-6.12	≤20.97	PASS
		2441	-5.70	≤20.97	PASS
		2480	-7.93	≤20.97	PASS
2DH5	Ant1	2402	-5.21	≤20.97	PASS
		2441	-5.05	≤20.97	PASS
		2480	-6.91	≤20.97	PASS
3DH5	Ant1	2402	-4.78	≤20.97	PASS
		2441	-4.46	≤20.97	PASS
		2480	-6.79	≤20.97	PASS

Test Graphs

DH5_Ant1_2402

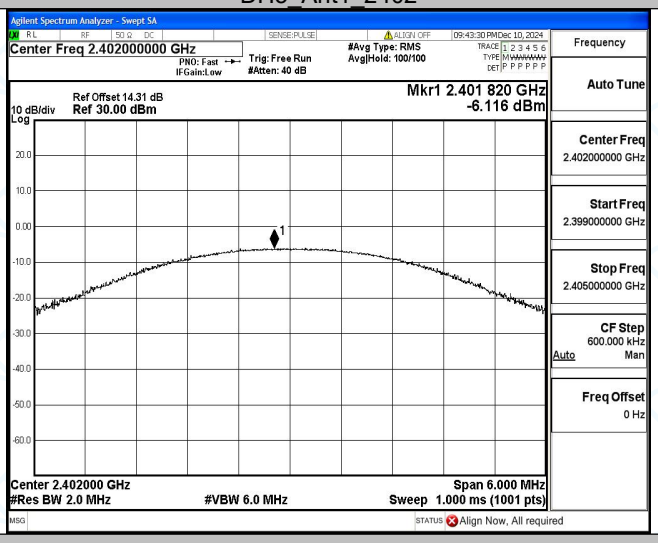

DH5_Ant1_2441

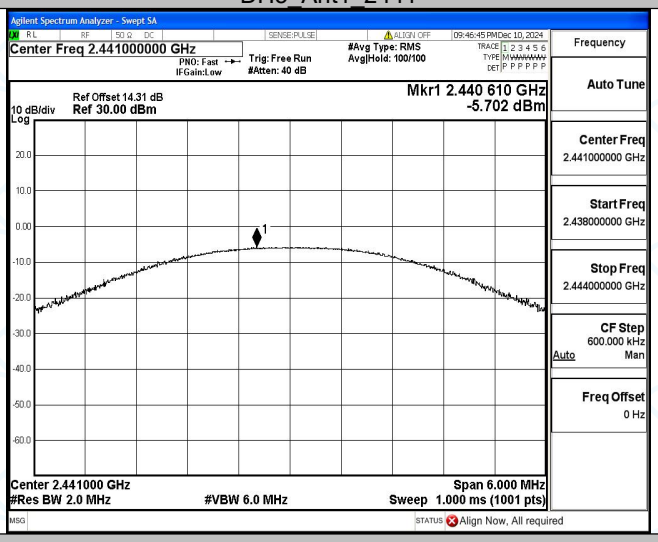

DH5_Ant1_2480

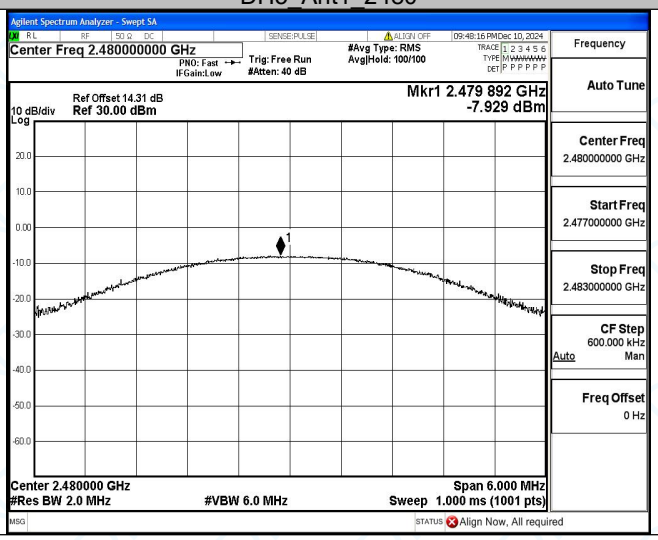

2DH5_Ant1_2402

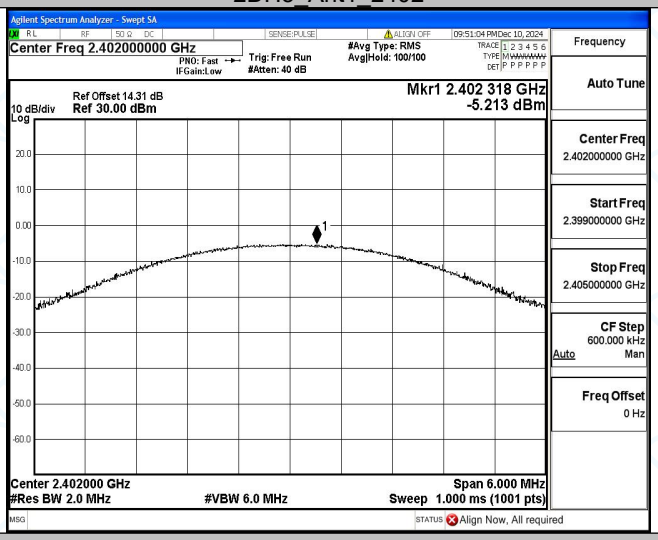

2DH5_Ant1_2441

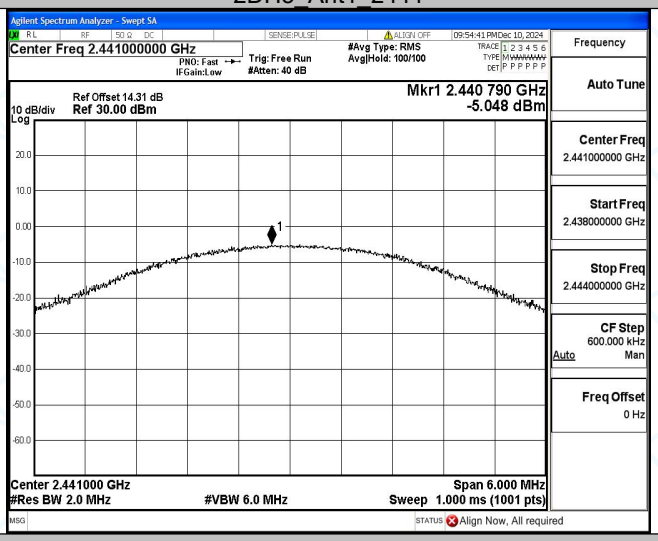

2DH5_Ant1_2480

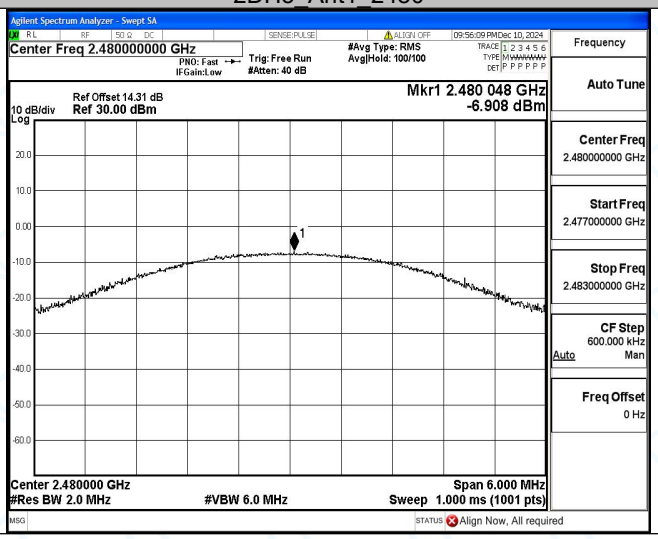

3DH5_Ant1_2402

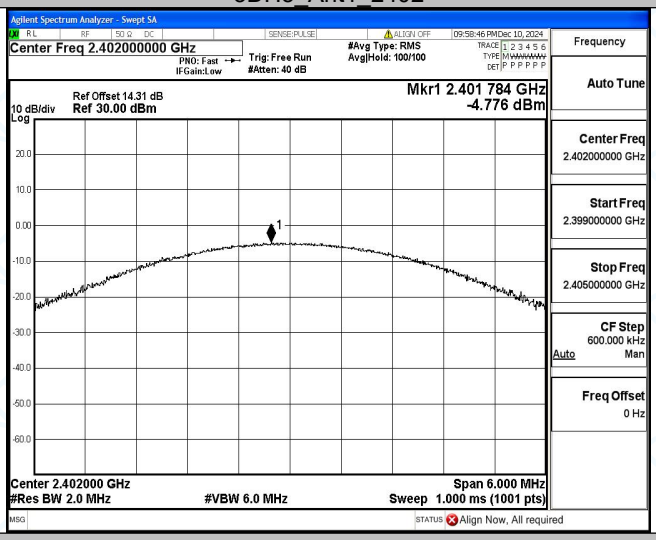

3DH5_Ant1_2441

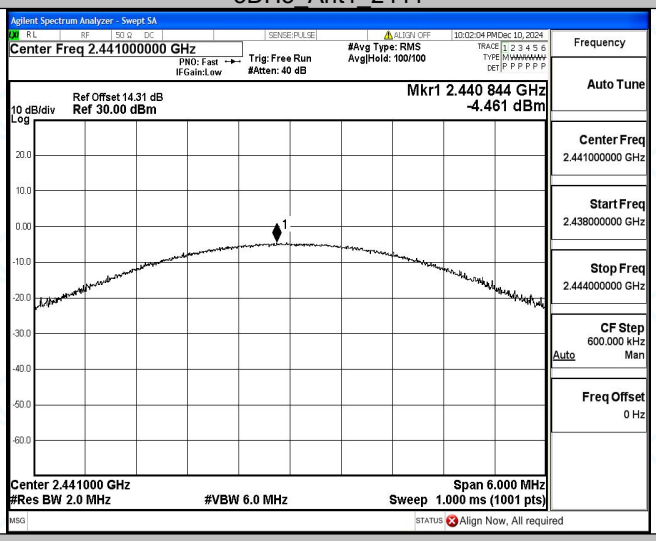

3DH5_Ant1_2480

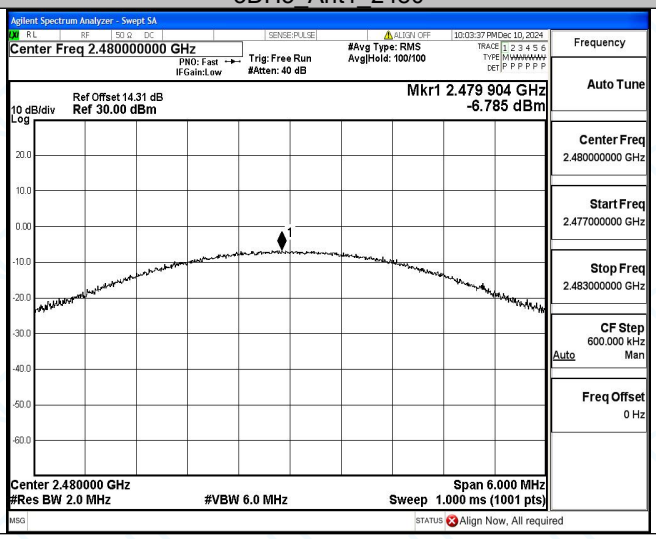

Appendix C: Carrier frequency separation

Test Result

TestMode	Antenna	Freq(MHz)	Result[MHz]	Limit[MHz]	Verdict
DH5	Ant1	Hop	1	≥0.712	PASS
2DH5	Ant1	Hop	1.002	≥0.934	PASS
3DH5	Ant1	Hop	0.998	≥0.890	PASS

Test Graphs

DH5_Ant1_Hop

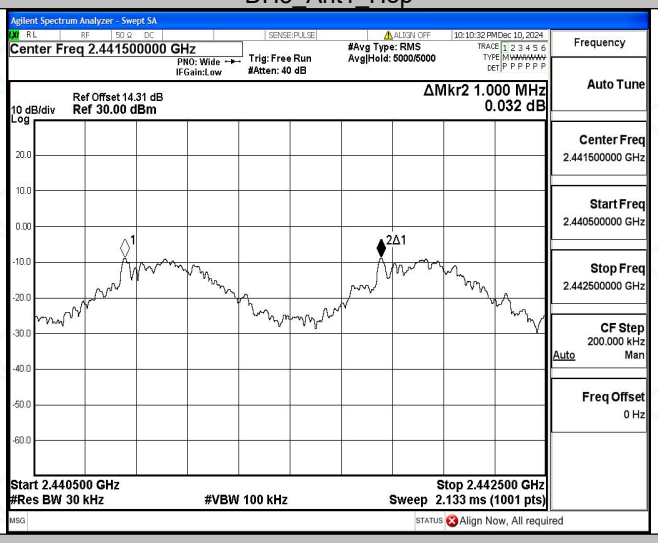

2DH5_Ant1_Hop

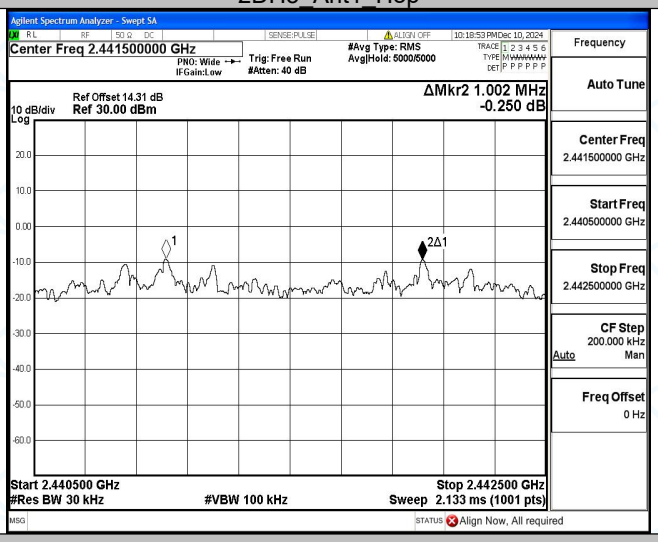
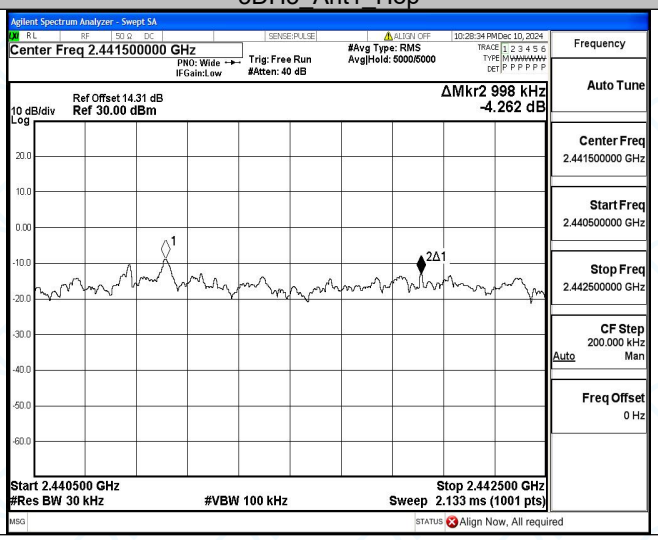
3DH5_Ant1_Hop