版本号：V1

QUICK GUIDE

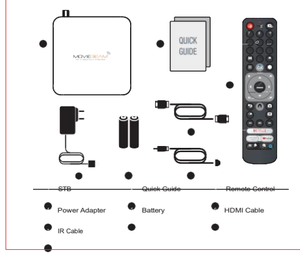

DEVICE INFORMATION

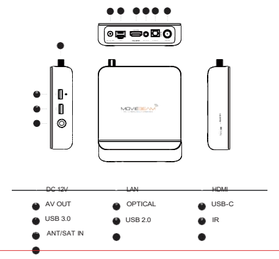

SETUP DIAGRAM

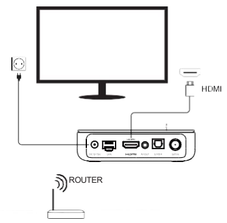

REMOTE CONTROL

Do more on your TV with your voice

Search for shows, get recommendations, even control your TV – faster – with your voice. Ask Google for a little help on your big screen.

Hey Google

REMOTE CONTROL

Pairing guide

Long press the Back and Home button at the same time until the red light ashes quickly, then release. This means the remote control has entered pairing mode. Wait for a few seconds without pressing any buttons until a message pops up on the screen that the remote has paired successfully.

SETUP INSTRUCTIONS

Complete the on-screen setup

1.Pair the ATV STB Remote by pressing Home and Back Key on Remote as depicted in image.

SETUP INSTRUCTIONS

2.Select the appropriate language on the screen.

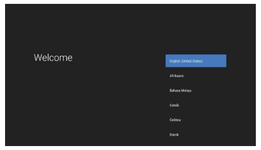

此页为封面

SETUP INSTRUCTIONS

3. Make sure the internet is active on ATV STB and click Continue.

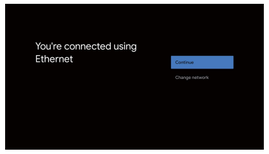

SETUP INSTRUCTIONS

4. Sign In with Email ID and Accept the following conditions-
   a. Google Terms of Service
   b. Google Services condition
   c. Accept Functional Cookies

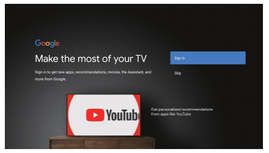

SETUP INSTRUCTIONS

5.Enter a custom name as per the convenience.

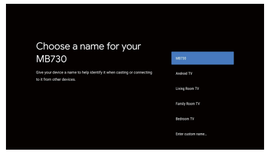

SETUP INSTRUCTIONS

6.After we complete the setup successfully, the Moviebeam UI will load on the TV.

SPECIFICATION

Hardware	
Chipset	Amlogic S905X4
RAM	4GB DDR
Flash	eMMC 16GB
Video	
Video Decoding	AV1 codec, MP-10@L5.1 up to 4Kx2K@60fps VP9 Profile-2 up to 4Kx2K@60fps H.265 HEVC MP-10@L5.1 up to 4Kx2K@60fps AVS2-P2 Profile up to 4Kx2K@60fps H.264 AVC HP@L5.1 up to 4Kx2K@30fps H.264 MVC up to 1080P@60fps MPEG-4 ASP@L5 up to 1080P@60fps (ISO-14496) WMV/VC-1 SP/MP/AP up to 1080P@60fps AVS-P16(AVS+) JAVS-P2 JiZhun Profile up to 1080P@60fps MPEG-2 MP/HL up to 1080P@60fps (ISO-13818) MPEG-1 MP/HL up to 1080P@60fps (ISO-11172) RealVideo 8/9/10 up to 1080P@60fps
Video File Format	Supports *.mkv,*.wmv,*.mpg, *.mpeg, *.dat, *.avi, *.mov, *.iso, *.mp4 and *.jpg file formats
Video Output	HDMI 2.1 , HDCP2.2
Aspect Ratio	Auto, Full screen
Video Resolution	480i/p, 576i/p, 720p, 1080i/p and 4Kx2K
Power	
DC Input Range	12V 1.5A
Power Consumption	Maximum 18W

SAFETY INFORMATION

NOTICE: To prevent fire and electric shock, do not expose this device to rain or moisture. In order to avoid any possible risk of electric shock, never attempt to open the unit. In case of the unit breaking down, repair of the unit should be carried out by qualified technicians. No part of this unit should be repaired by users.

CAUTION!

WARNING!

- Place the device in a well-ventilated location to prevent accumulation of internal heat.
- Protect the device from high temperatures, humidity, water and dust.
- Do not place any objects that might damage your unit near it (e.g. liquid filled objects or candles).

Google Assistant is not available in certain languages and countries.
Google, Google Play, Android TV, Google Cast and other marks are trademarks of Google LLC.
The terms HDMI and HDMI High-Definition Multimedia Interface, and the HDMI Logo are trademarks or registered trademarks of HDMI Licensing Administrator, Inc. in the United States and other countries.

HDMI

MOVIEBEAM
— THE ULTIMATE GUEST EXPERIENCE —

FCC Statement
This equipment has been tested and found to comply with the limits for a Class B digital device, pursuant to part 15 of the FCC Rules. These limits are designed to provide reasonable protection against harmful interference in a residential installation. This equipment generates, uses and can radiate radio frequency energy and, if not installed and used in accordance with the instructions, may cause harmful interference to radio communications. However, there is no guarantee that interference will not occur in a particular installation. If this equipment does cause harmful interference to radio or television reception, which can be determined by turning the equipment off and on, the user is encouraged to try to correct the interference by one or more of the following measures:
•Reorient or relocate the receiving antenna.
•Increase the separation between the equipment and receiver.

This device complies with part 15 of the FCC Rules. Operation is subject to the following two conditions: (1) This device may not cause harmful interference, and (2) this device must accept any interference received, including interference that may cause undesired operation.

RF Exposure Information
This equipment complies with FCC radiation exposure limits set forth for an uncontrolled environment. This equipment should be installed and operated with minimum distance 20cm between the radiator and your body.
Any changes or modifications not expressly approved by the party responsible for compliance could void the user's authority to operate the equipment.

技术要求：

1. 成形尺寸：95 * 95mm
2.产品不能变形、压痕、划伤、脏污等缺陷
3.图案文字印刷清晰，色差在允许范围内
4.风琴折
5.80g书纸，4C

未注尺寸公差	
0<L≤200	1mm
200<L≤400	2mm

更改记录				
DCN/ECN编号	版次	变更内容	签名	日期

设计		名称	说明书
产品部审核			
市场部审核			
硬件部审核		料号	SY.SMS.A12.GZ2407025
质量部审核		图号	3301-ML0789-PP0A
备注		版本编号	

材料		
单位	mm	
比例		张数

深圳感臻智能股份有限公司
Shenzhen SEI Robotics Co., Ltd.