FCC Appendix RF Test Data

FCC ID	**:**	**2BMVR-A30T**
Company:	**:**	**Shenzhen Tuohai Times Technology Co., Ltd.**
EUT	**:**	**Tablet**
Model Number	**:**	**A30T**
Report No.	**:**	**CTA25032600901**
Reviewed By	**:**	**Eric Wang**

Appendix A: DTS Bandwidth

Test Result

TestMode	Antenna	Freq(MHz)	DTS BW [MHz]	FL[MHz]	FH[MHz]	Limit[MHz]	Verdict
BLE_1M	Ant1	2402	0.644	2401.688	2402.332	0.5	PASS
		2440	0.660	2439.676	2440.336	0.5	PASS
		2480	0.660	2479.676	2480.336	0.5	PASS

Test Graphs

BLE_1M_Ant1_2402

BLE_1M_Ant1_2440

BLE_1M_Ant1_2480

Agilent Spectrum Analyzer - Swept SA
Center Freq 2.480000000 GHz
PNO: Wide
IFGain:Low
Trig: Free Run
#Atten: 30 dB
#Avg Type: RMS
Avg|Hold: 100/100
09:11:47 AM Apr 03, 2025
Ref Offset 0.4 dB
10 dB/div
Ref 20.00 dBm
Log
ΔMkr3 660 kHz
-0.060 dB
Center 2.480000 GHz
#Res BW 100 kHz
#VBW 300 kHz
Span 4.000 MHz
Sweep (#Swp) 1.000 ms (1001 pts)
1 N 1 f 2.479 676 GHz -6.417 dBm
2 N 1 f 2.479 764 GHz -0.578 dBm
3 Δ1 1 f (Δ) 660 kHz (Δ) -0.060 dB
Frequency
Auto Tune
Center Freq
2.480000000 GHz
Start Freq
2.478000000 GHz
Stop Freq
2.482000000 GHz
CF Step
400.000 kHz
Auto
Man
Freq Offset
0 Hz

Appendix B: Occupied Channel Bandwidth

Test Result

TestMode	Antenna	Freq(MHz)	OCB [MHz]	FL[MHz]	FH[MHz]	Limit[MHz]	Verdict
BLE_1M	Ant1	2402	1.0077	2401.5097	2402.5174	---	---
		2440	1.0022	2439.5136	2440.5158	---	---
		2480	1.0036	2479.5132	2480.5168	---	---

Test Graphs

BLE_1M_Ant1_2402

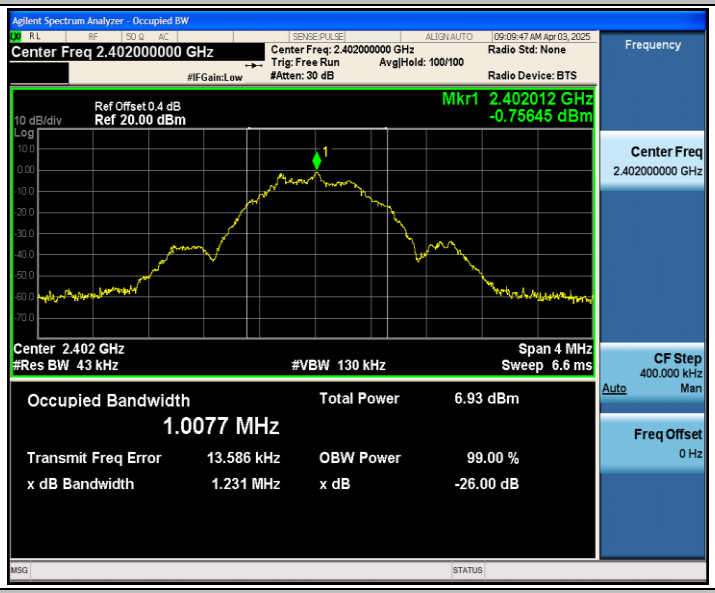

BLE_1M_Ant1_2440

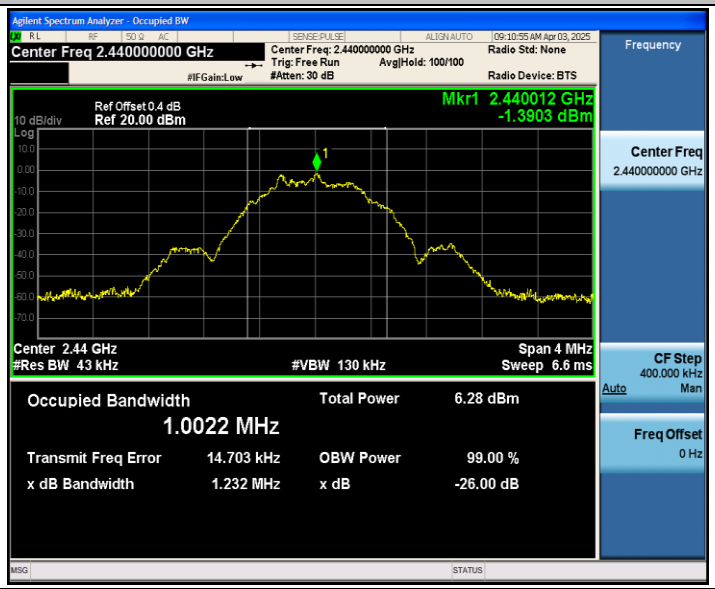

BLE_1M_Ant1_2480

Agilent Spectrum Analyzer - Occupied BW
Center Freq 2.480000000 GHz
Center Freq: 2.480000000 GHz
Trig: Free Run
Avg|Hold: 100/100
#Atten: 30 dB
Radio Std: None
Radio Device: BTS
09:11:51 AM Apr 03, 2025
Frequency
Ref Offset 0.4 dB
10 dB/div
Ref 20.00 dBm
Mkr1 2.480008 GHz
-1.6766 dBm
Center 2.48 GHz
#Res BW 43 kHz
#VBW 130 kHz
Span 4 MHz
Sweep 6.6 ms
Occupied Bandwidth
1.0036 MHz
Total Power 6.03 dBm
Transmit Freq Error 14.983 kHz
OBW Power 99.00 %
x dB Bandwidth 1.228 MHz
x dB -26.00 dB
Center Freq
2.480000000 GHz
CF Step
400.000 kHz
Auto Man
Freq Offset
0 Hz
MSG
STATUS

Appendix C: Maximum conducted output power

Test Result Peak

TestMode	Antenna	Freq(MHz)	Conducted Peak Powert[dBm]	Conducted Limit[dBm]	Verdict
BLE_1M	Ant1	2402	0.74	≤30	PASS
		2440	0.05	≤30	PASS
		2480	-0.19	≤30	PASS

Appendix D: Maximum power spectral density

Test Result

TestMode	Antenna	Freq(MHz)	Result[dBm/3kHz]	Limit[dBm/3kHz]	Verdict
BLE_1M	Ant1	2402	-15.00	≤8.00	PASS
		2440	-15.35	≤8.00	PASS
		2480	-15.93	≤8.00	PASS

Test Graphs

BLE_1M_Ant1_2402

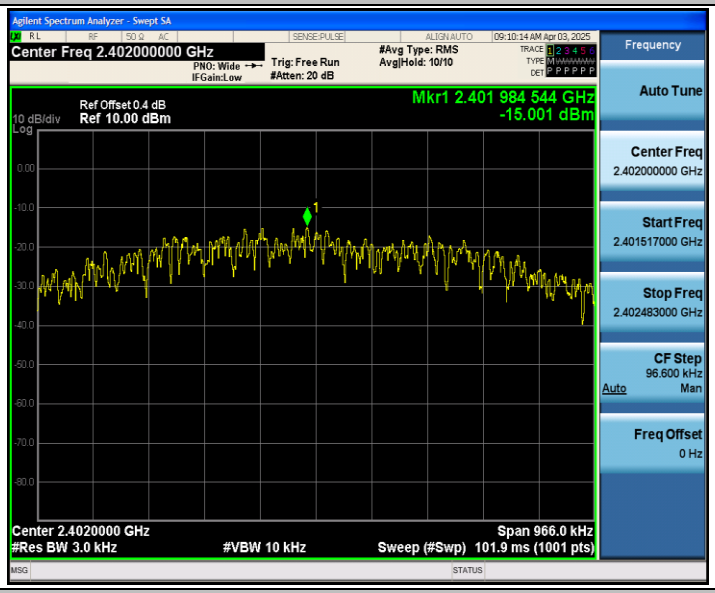

BLE_1M_Ant1_2440

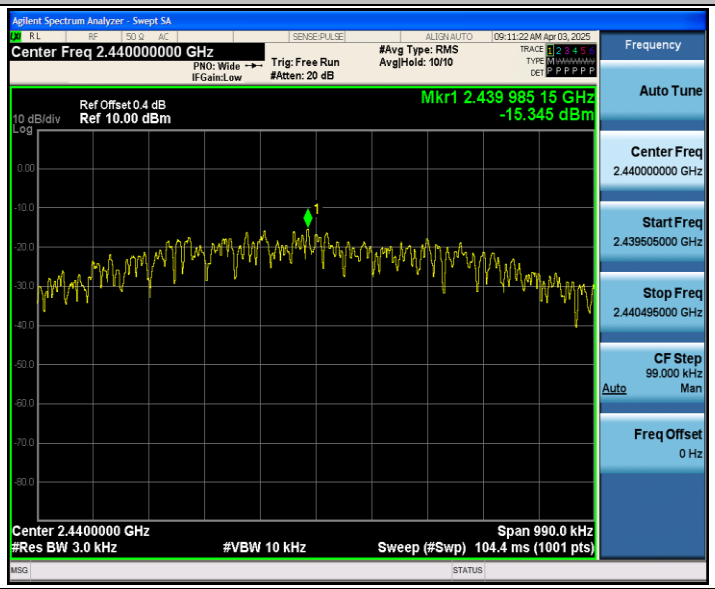

BLE_1M_Ant1_2480

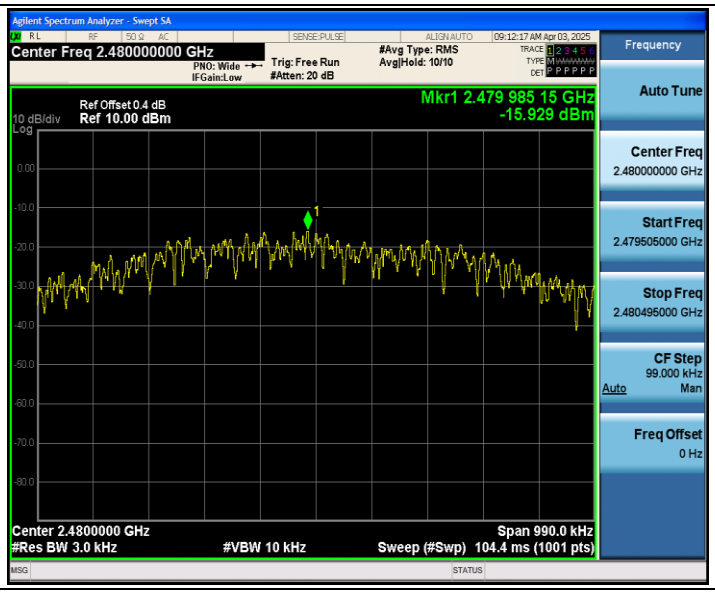
Agilent Spectrum Analyzer - Swept SA
Center Freq 2.480000000 GHz
PNO: Wide
IFGain:Low
Trig: Free Run
#Atten: 20 dB
#Avg Type: RMS
Avg|Hold: 10/10
09:12:17 AM Apr 03, 2025
Ref Offset 0.4 dB
10 dB/div
Ref 10.00 dBm
Log
Mkr1 2.479 985 15 GHz
-15.929 dBm
Center 2.4800000 GHz
#Res BW 3.0 kHz
#VBW 10 kHz
Span 990.0 kHz
Sweep (#Swp) 104.4 ms (1001 pts)
Frequency
Auto Tune
Center Freq
2.480000000 GHz
Start Freq
2.479505000 GHz
Stop Freq
2.480495000 GHz
CF Step
99.000 kHz
Auto
Man
Freq Offset
0 Hz

Appendix E: Band edge measurements

Test Result

TestMode	Antenna	ChName	Freq(MHz)	RefLevel[dBm]	Result[dBm]	Limit[dBm]	Verdict
BLE_1M	Ant1	Low	2402	0.41	-51.46	≤-19.59	PASS
		High	2480	-0.55	-52.29	≤-20.55	PASS

Test Graphs

BLE_1M_Ant1_Low_2402

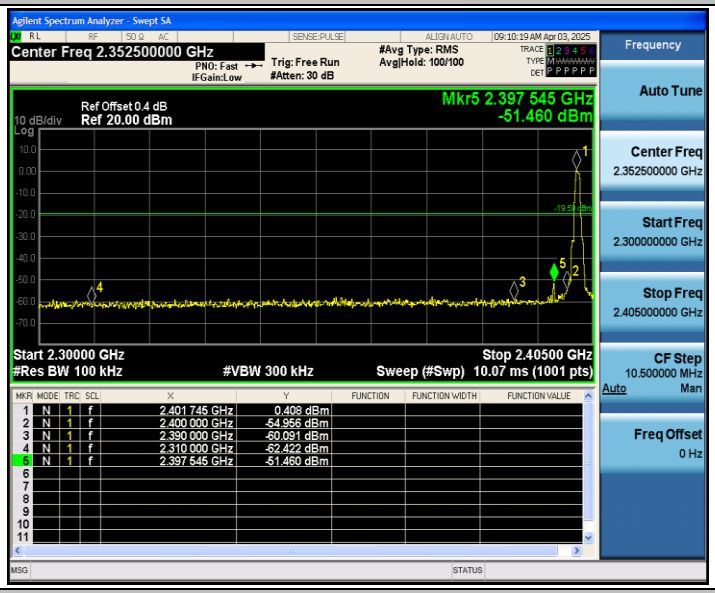

BLE_1M_Ant1_High_2480

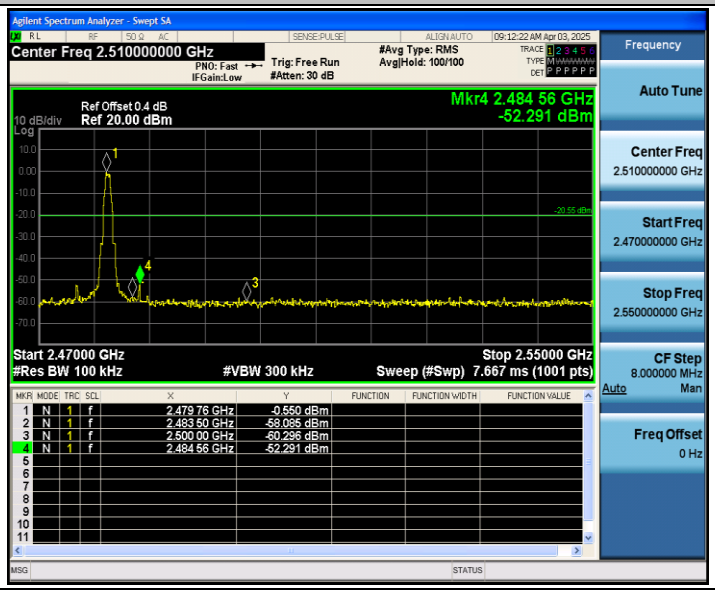

Appendix F: Conducted Spurious Emission

Test Result

TestMode	Antenna	Freq(MHz)	FreqRange [MHz]	RefLevel [dBm]	Result[dBm]	Limit[dBm]	Verdict
BLE_1M	Ant1	2402	Reference	1.27	1.27	---	PASS
			30~1000	1.27	-68.17	≤-18.73	PASS
			1000~26500	1.27	-40.22	≤-18.73	PASS
		2440	Reference	0.13	0.13	---	PASS
			30~1000	0.13	-66.22	≤-19.87	PASS
			1000~26500	0.13	-41.05	≤-19.87	PASS
		2480	Reference	0.14	0.14	---	PASS
			30~1000	0.14	-68.43	≤-19.86	PASS
			1000~26500	0.14	-42.85	≤-19.86	PASS

Test Graphs

BLE_1M_Ant1_2402_0~Reference

BLE_1M_Ant1_2402_30~1000

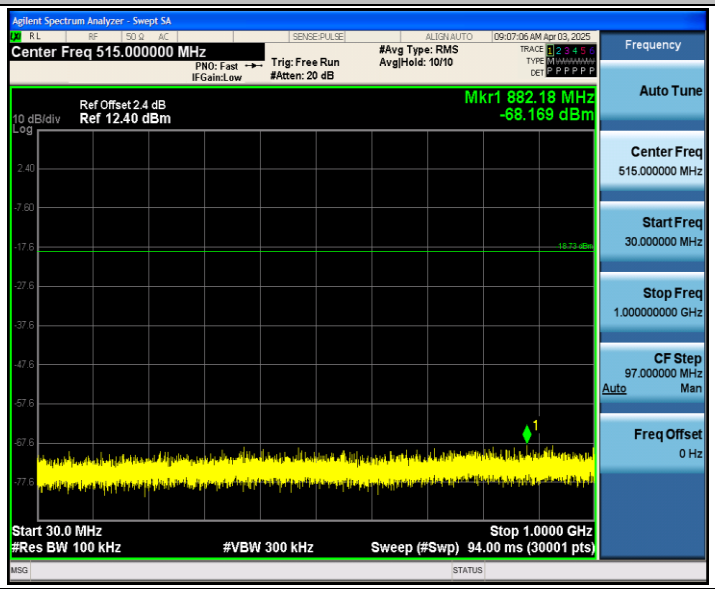

BLE_1M_Ant1_2402_1000~26500

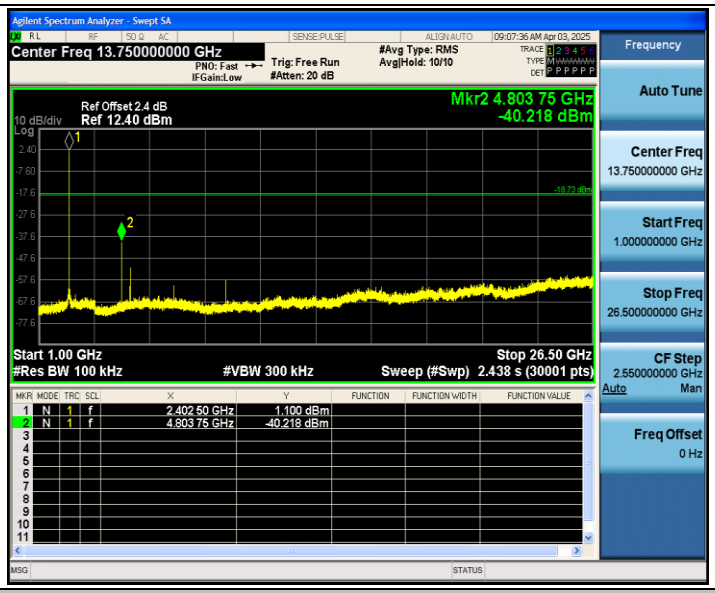

BLE_1M_Ant1_2440_0~Reference

BLE_1M_Ant1_2440_30~1000

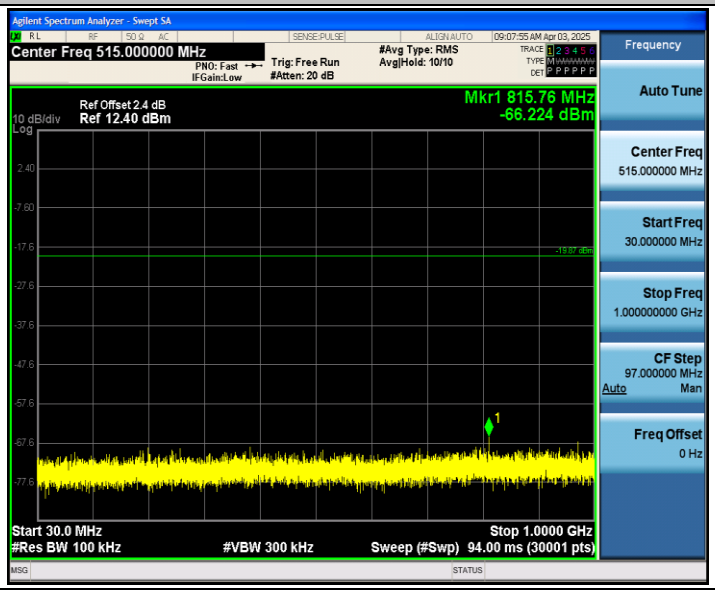

BLE_1M_Ant1_2440_1000~26500

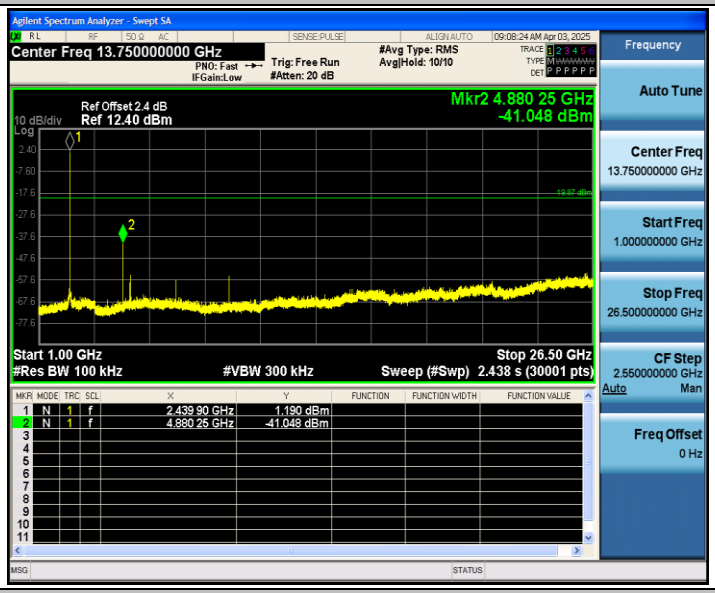

BLE_1M_Ant1_2480_0~Reference

BLE_1M_Ant1_2480_30~1000

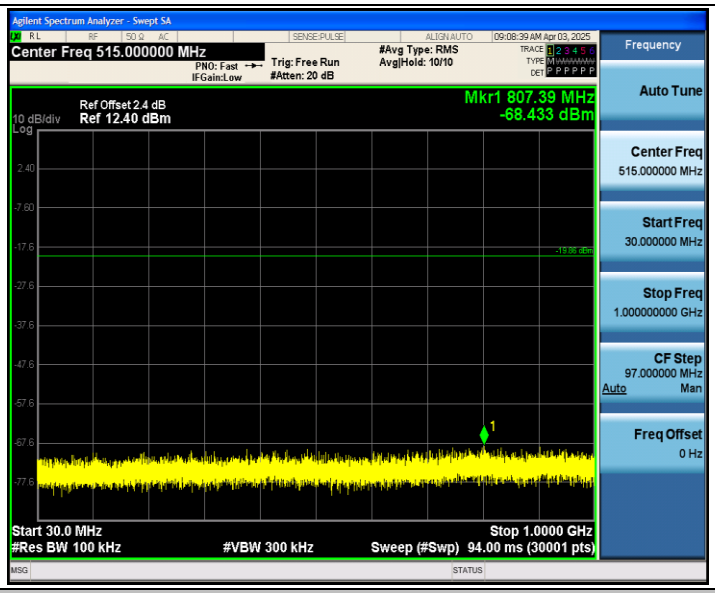

BLE_1M_Ant1_2480_1000~26500

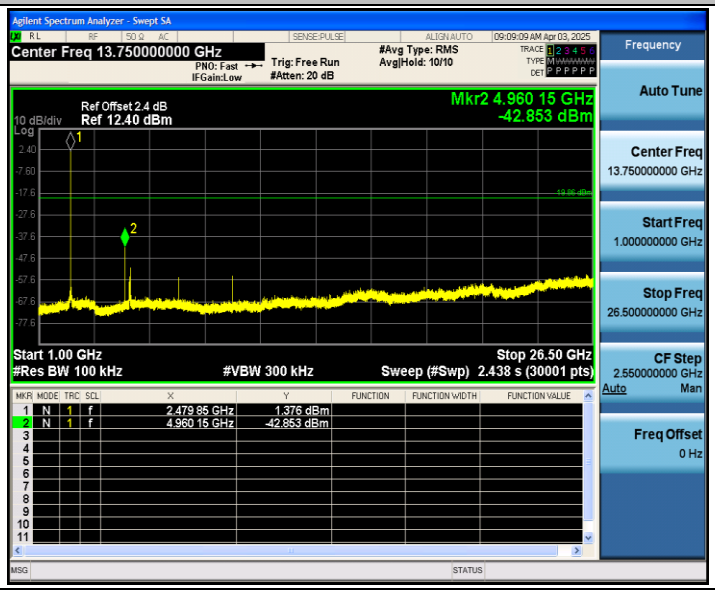

Appendix J: Duty Cycle

Test Result

TestMode	Antenna	Freq(MHz)	ON Time [ms]	Period [ms]	X	DC [%]	xFactor	Limit	Verdict
BLE_1M	Ant1	2402	0.41	0.63	0.6508	65.08	1.87	---	---
		2440	0.41	0.63	0.6508	65.08	1.87	---	---
		2480	0.41	0.63	0.6508	65.08	1.87	---	---

Test Graphs

BLE_1M_Ant1_2402

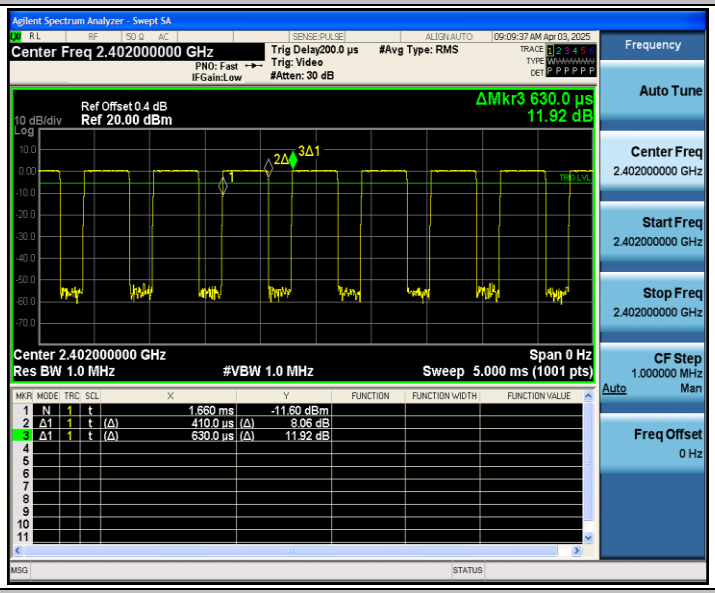

BLE_1M_Ant1_2440

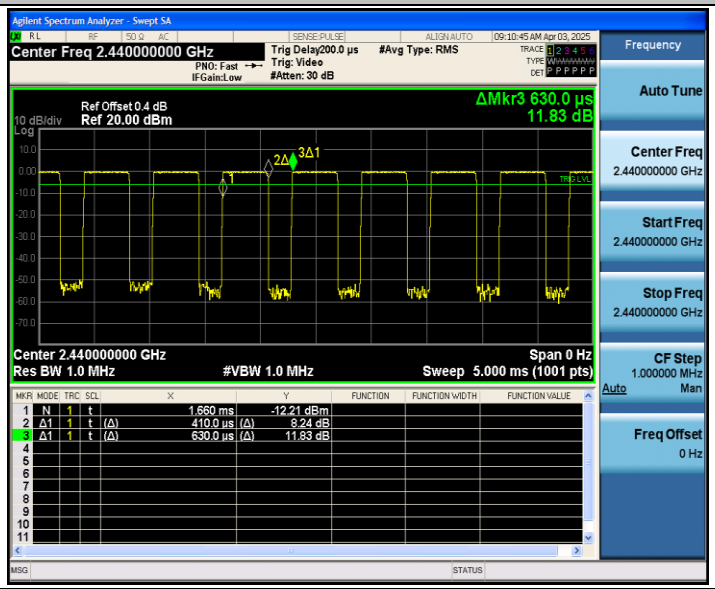

BLE_1M_Ant1_2480

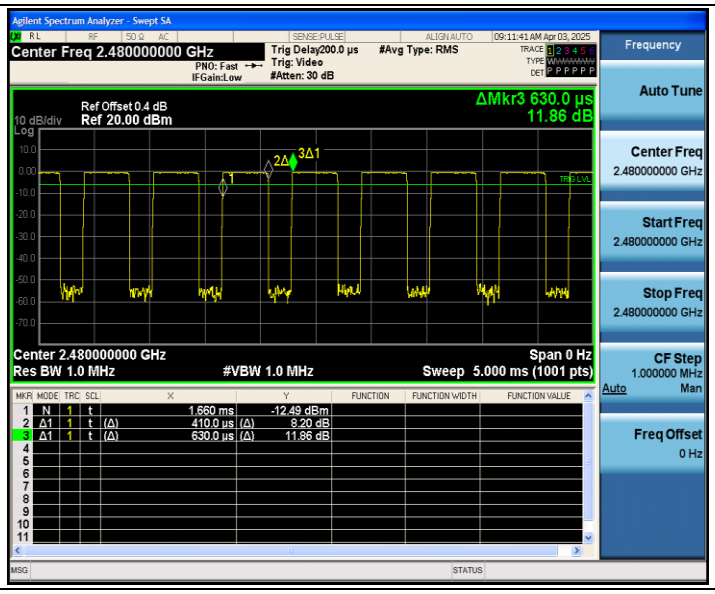
Agilent Spectrum Analyzer - Swept SA
Center Freq 2.480000000 GHz
Trig Delay200.0 µs
Trig: Video
#Atten: 30 dB
#Avg Type: RMS
09:11:41 AM Apr 03, 2025
Ref Offset 0.4 dB
Ref 20.00 dBm
10 dB/div
Log
ΔMkr3 630.0 µs
11.86 dB
Center 2.480000000 GHz
Span 0 Hz
Res BW 1.0 MHz
#VBW 1.0 MHz
Sweep 5.000 ms (1001 pts)
1 N 1 t 1.660 ms -12.49 dBm
2 Δ1 1 t (Δ) 410.0 µs (Δ) 8.20 dB
3 Δ1 1 t (Δ) 630.0 µs (Δ) 11.86 dB
Frequency
Auto Tune
Center Freq
2.480000000 GHz
Start Freq
2.480000000 GHz
Stop Freq
2.480000000 GHz
CF Step
1.000000 MHz
Auto
Man
Freq Offset
0 Hz