FCC Appendix RF Test Data

FCC ID	**:**	**2BMVR-C5**
Company:	**:**	**Shenzhen Tuohai Times Technology Co., Ltd.**
EUT	**:**	**Tablet**
Model Number	**:**	**C5**
Report No.	**:**	**CTA25032601101**
Reviewed By	**:**	**Eric Wang**

Appendix A: DTS Bandwidth

Test Result

TestMode	Antenna	Freq(MHz)	DTS BW [MHz]	FL[MHz]	FH[MHz]	Limit[MHz]	Verdict
BLE_1M	Ant1	2402	0.660	2401.676	2402.336	0.5	PASS
		2440	0.648	2439.688	2440.336	0.5	PASS
		2480	0.648	2479.688	2480.336	0.5	PASS

Test Graphs

BLE_1M_Ant1_2402

BLE_1M_Ant1_2440

BLE_1M_Ant1_2480

Agilent Spectrum Analyzer - Swept SA
Center Freq 2.480000000 GHz
PNO: Wide
IFGain:Low
Trig: Free Run
#Atten: 30 dB
#Avg Type: RMS
Avg|Hold: 100/100
09:02:50 AM Apr 03, 2025
Ref Offset 0.7 dB
10 dB/div
Ref 20.00 dBm
Log
ΔMkr3 648 kHz
-0.089 dB
Center 2.480000 GHz
#Res BW 100 kHz
#VBW 300 kHz
Span 4.000 MHz
Sweep (#Swp) 1.000 ms (1001 pts)
1 N 1 f 2.479 688 GHz -6.199 dBm
2 N 1 f 2.479 760 GHz -0.298 dBm
3 Δ1 1 f (Δ) 648 kHz (Δ) -0.089 dB
Frequency
Auto Tune
Center Freq
2.480000000 GHz
Start Freq
2.478000000 GHz
Stop Freq
2.482000000 GHz
CF Step
400.000 kHz
Auto
Man
Freq Offset
0 Hz

Appendix B: Occupied Channel Bandwidth

Test Result

TestMode	Antenna	Freq(MHz)	OCB [MHz]	FL[MHz]	FH[MHz]	Limit[MHz]	Verdict
BLE_1M	Ant1	2402	1.0020	2401.5111	2402.5131	---	---
		2440	1.0053	2439.5119	2440.5172	---	---
		2480	1.0074	2479.5104	2480.5178	---	---

Test Graphs

BLE_1M_Ant1_2402

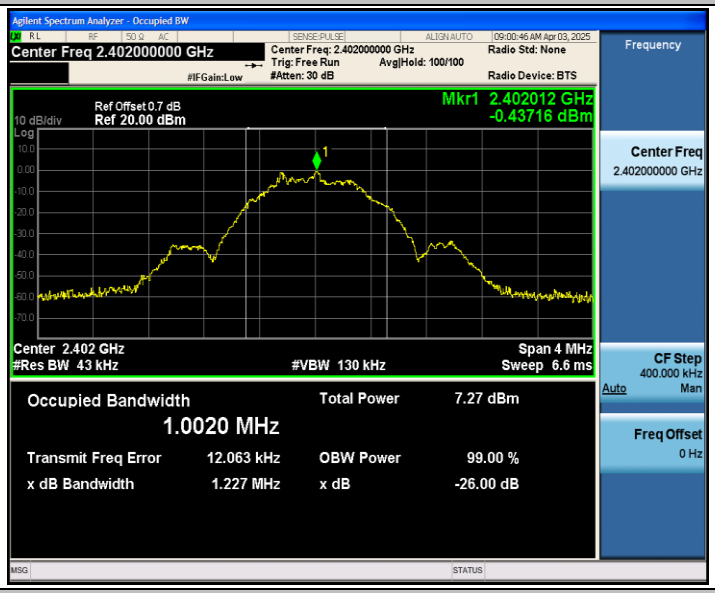

BLE_1M_Ant1_2440

BLE_1M_Ant1_2480

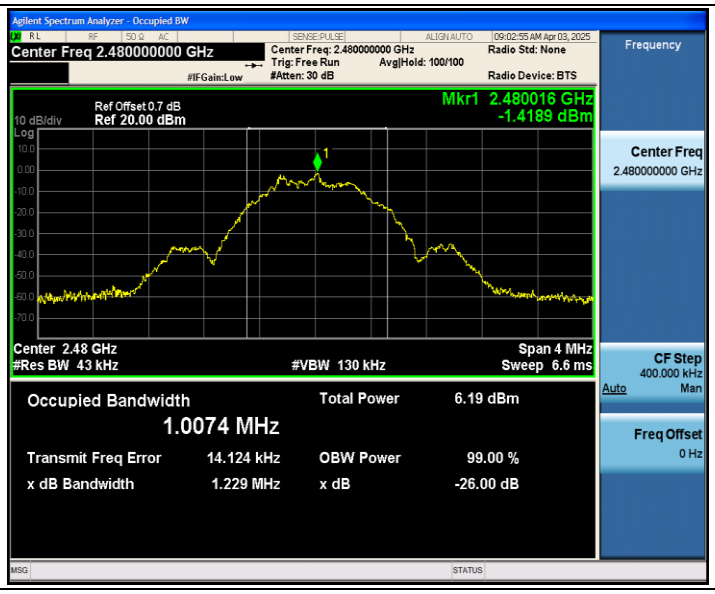
Agilent Spectrum Analyzer - Occupied BW
Center Freq 2.480000000 GHz
Center Freq: 2.480000000 GHz
Trig: Free Run
Avg|Hold: 100/100
#Atten: 30 dB
Radio Std: None
Radio Device: BTS
09:02:55 AM Apr 03, 2025
Frequency
Ref Offset 0.7 dB
10 dB/div
Ref 20.00 dBm
Mkr1 2.480016 GHz
-1.4189 dBm
Center 2.48 GHz
#Res BW 43 kHz
#VBW 130 kHz
Span 4 MHz
Sweep 6.6 ms
Occupied Bandwidth
1.0074 MHz
Total Power 6.19 dBm
Transmit Freq Error 14.124 kHz
OBW Power 99.00 %
x dB Bandwidth 1.229 MHz
x dB -26.00 dB
Center Freq
2.480000000 GHz
CF Step
400.000 kHz
Auto Man
Freq Offset
0 Hz

Appendix C: Maximum conducted output power

Test Result Peak

TestMode	Antenna	Freq(MHz)	Conducted Peak Powert[dBm]	Conducted Limit[dBm]	Verdict
BLE_1M	Ant1	2402	1.03	≤30	PASS
		2440	0.34	≤30	PASS
		2480	0.09	≤30	PASS

Appendix D: Maximum power spectral density

Test Result

TestMode	Antenna	Freq(MHz)	Result[dBm/3kHz]	Limit[dBm/3kHz]	Verdict
BLE_1M	Ant1	2402	-14.50	≤8.00	PASS
		2440	-15.02	≤8.00	PASS
		2480	-15.63	≤8.00	PASS

Test Graphs

BLE_1M_Ant1_2402

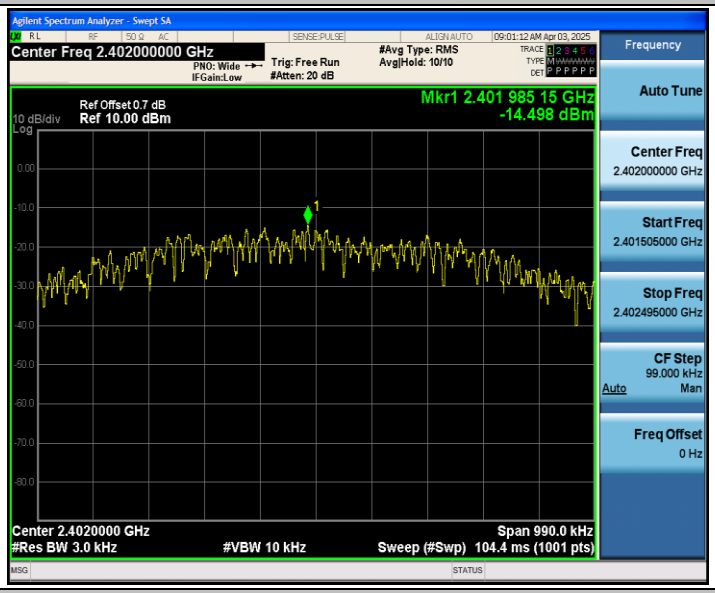

BLE_1M_Ant1_2440

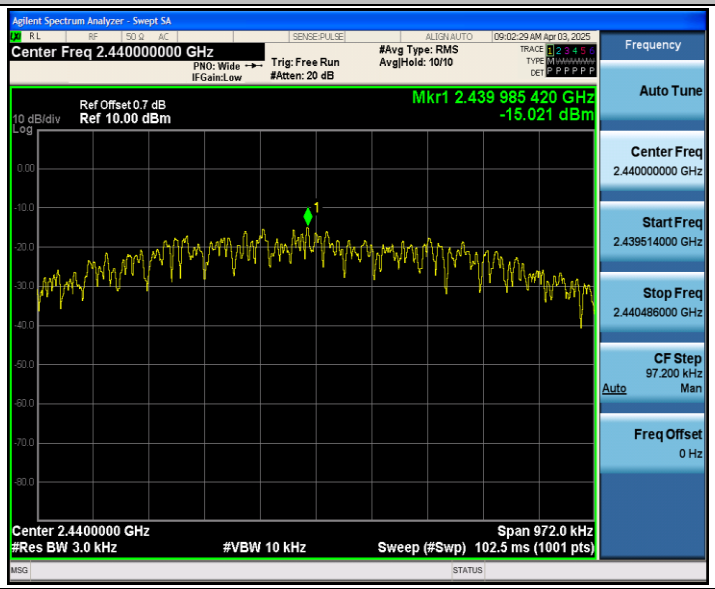

BLE_1M_Ant1_2480

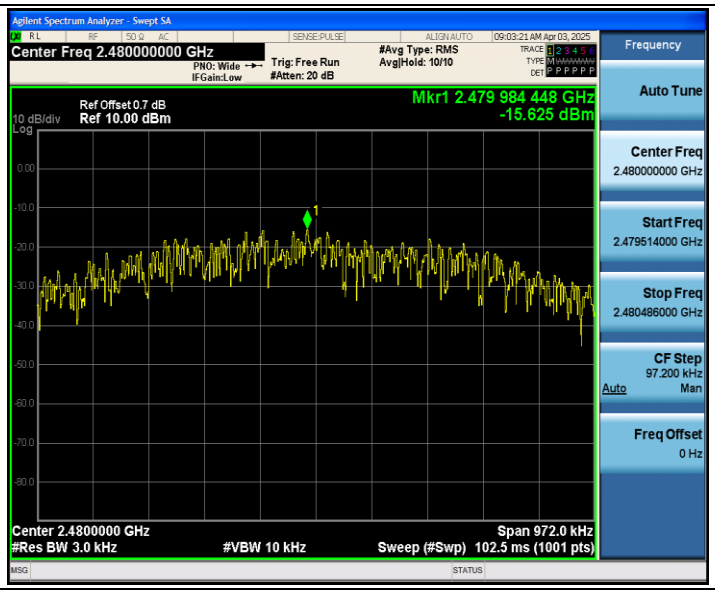
Agilent Spectrum Analyzer - Swept SA
Center Freq 2.480000000 GHz
PNO: Wide
IFGain:Low
Trig: Free Run
#Atten: 20 dB
#Avg Type: RMS
Avg|Hold: 10/10
09:03:21 AM Apr 03, 2025
Ref Offset 0.7 dB
10 dB/div
Ref 10.00 dBm
Log
Mkr1 2.479 984 448 GHz
-15.625 dBm
Center 2.4800000 GHz
#Res BW 3.0 kHz
#VBW 10 kHz
Span 972.0 kHz
Sweep (#Swp) 102.5 ms (1001 pts)
Frequency
Auto Tune
Center Freq
2.480000000 GHz
Start Freq
2.479514000 GHz
Stop Freq
2.480486000 GHz
CF Step
97.200 kHz
Auto
Man
Freq Offset
0 Hz

Appendix E: Band edge measurements

Test Result

TestMode	Antenna	ChName	Freq(MHz)	RefLevel[dBm]	Result[dBm]	Limit[dBm]	Verdict
BLE_1M	Ant1	Low	2402	0.80	-53.99	≤-19.2	PASS
		High	2480	-0.05	-54.82	≤-20.05	PASS

Test Graphs

BLE_1M_Ant1_Low_2402

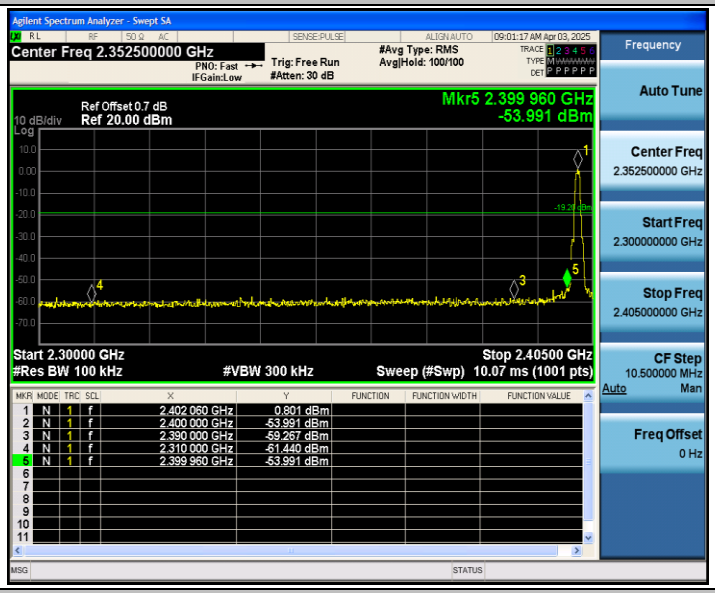

BLE_1M_Ant1_High_2480

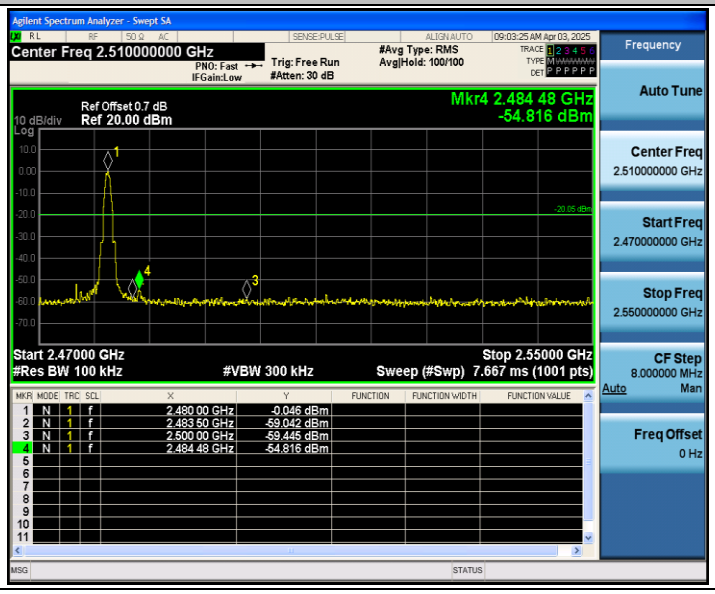

Appendix F: Conducted Spurious Emission

Test Result

TestMode	Antenna	Freq(MHz)	FreqRange [MHz]	RefLevel [dBm]	Result[dBm]	Limit[dBm]	Verdict
BLE_1M	Ant1	2402	Reference	2.62	2.62	---	PASS
			30~1000	2.62	-67.88	≤-17.38	PASS
			1000~26500	2.62	-41.51	≤-17.38	PASS
		2440	Reference	0.75	0.75	---	PASS
			30~1000	0.75	-67.87	≤-19.25	PASS
			1000~26500	0.75	-42.57	≤-19.25	PASS
		2480	Reference	0.83	0.83	---	PASS
			30~1000	0.83	-67.43	≤-19.17	PASS
			1000~26500	0.83	-40.78	≤-19.17	PASS

Test Graphs

BLE_1M_Ant1_2402_0~Reference

BLE_1M_Ant1_2402_30~1000

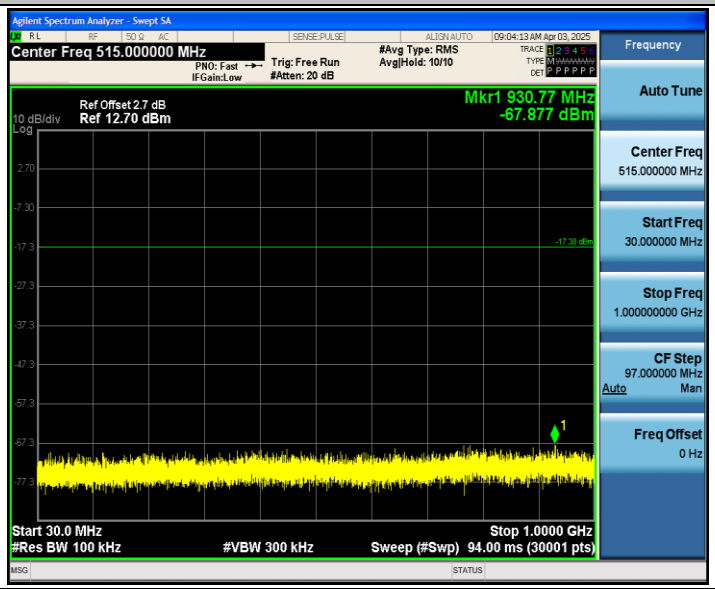

BLE_1M_Ant1_2402_1000~26500

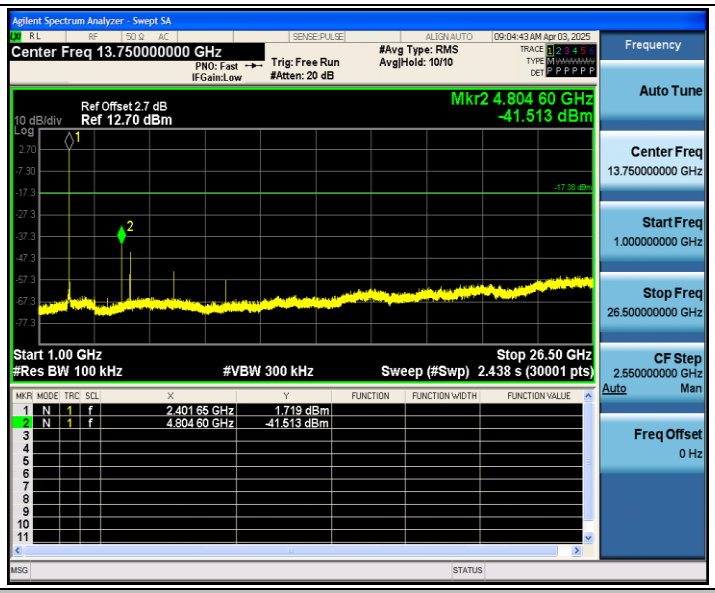

BLE_1M_Ant1_2440_0~Reference

BLE_1M_Ant1_2440_30~1000

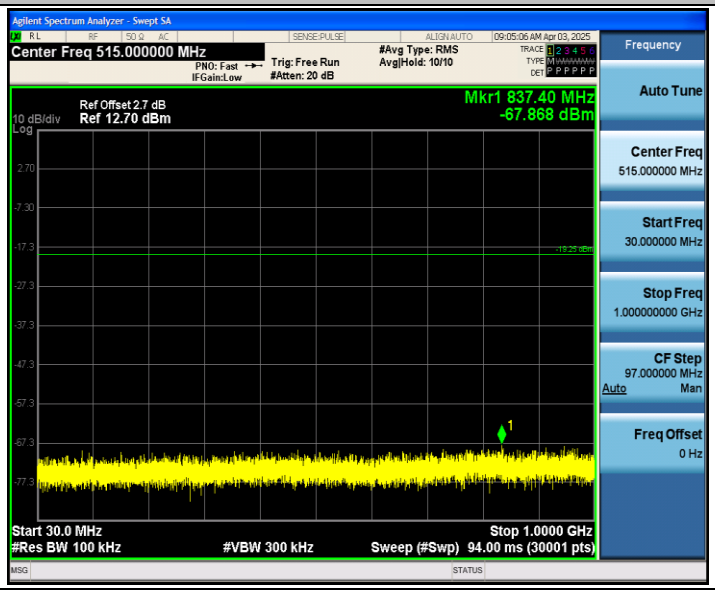

BLE_1M_Ant1_2440_1000~26500

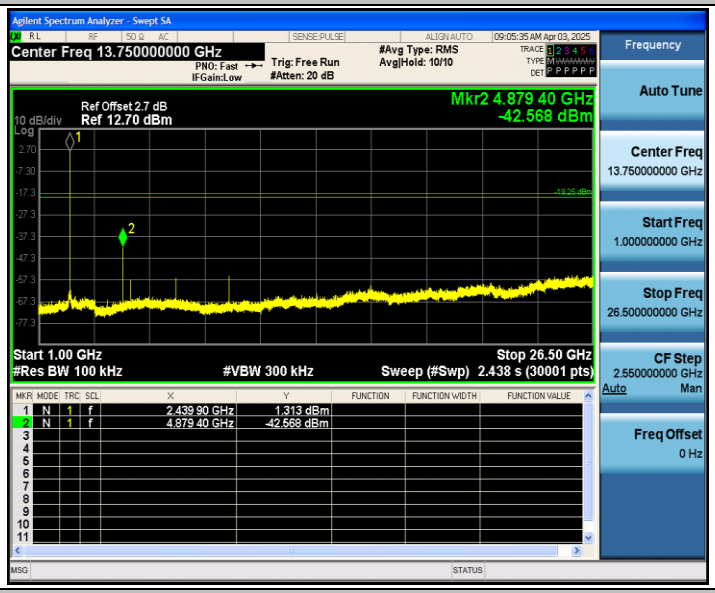

BLE_1M_Ant1_2480_0~Reference

BLE_1M_Ant1_2480_30~1000

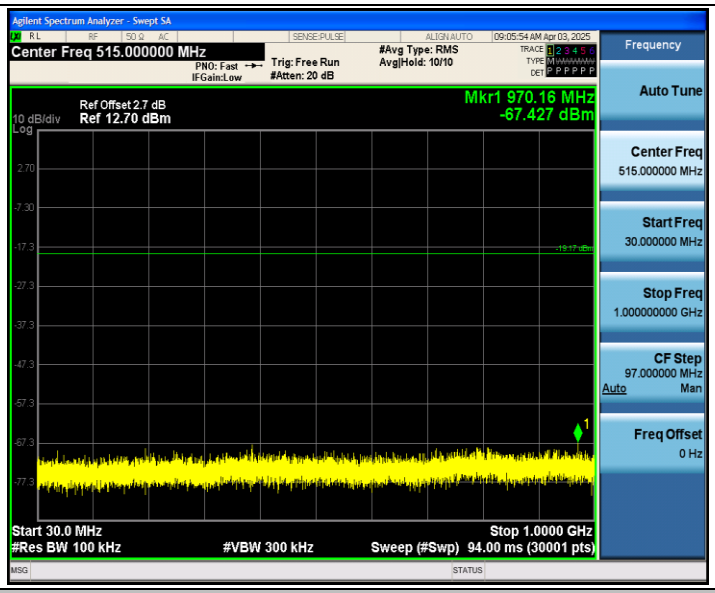

BLE_1M_Ant1_2480_1000~26500

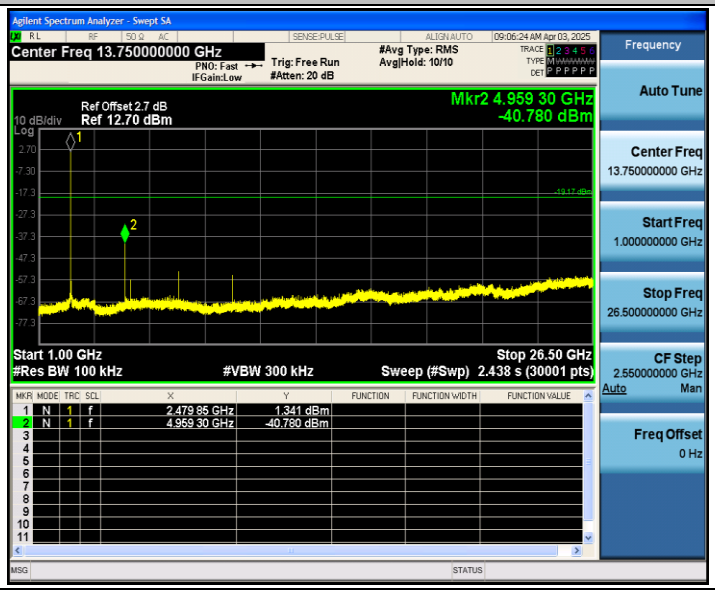

Appendix G: Duty Cycle

Test Result

TestMode	Antenna	Freq(MHz)	ON Time [ms]	Period [ms]	X	DC [%]	xFactor	Limit	Verdict
BLE_1M	Ant1	2402	0.42	0.63	0.6667	66.67	1.76	---	---
		2440	0.42	0.63	0.6667	66.67	1.76	---	---
		2480	0.42	0.63	0.6667	66.67	1.76	---	---

Test Graphs

BLE_1M_Ant1_2402

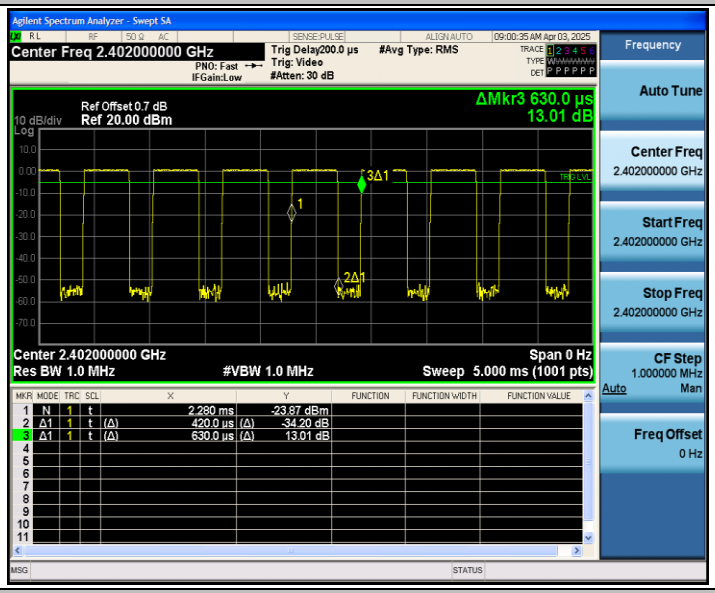

BLE_1M_Ant1_2440

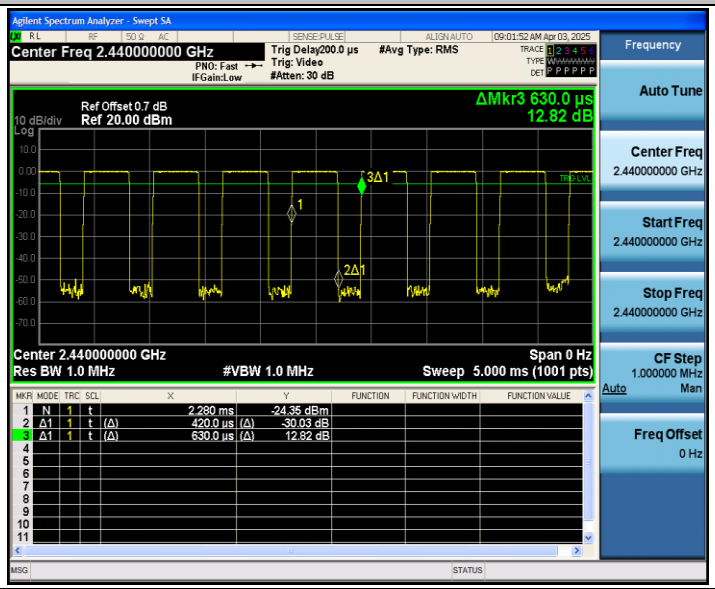

BLE_1M_Ant1_2480

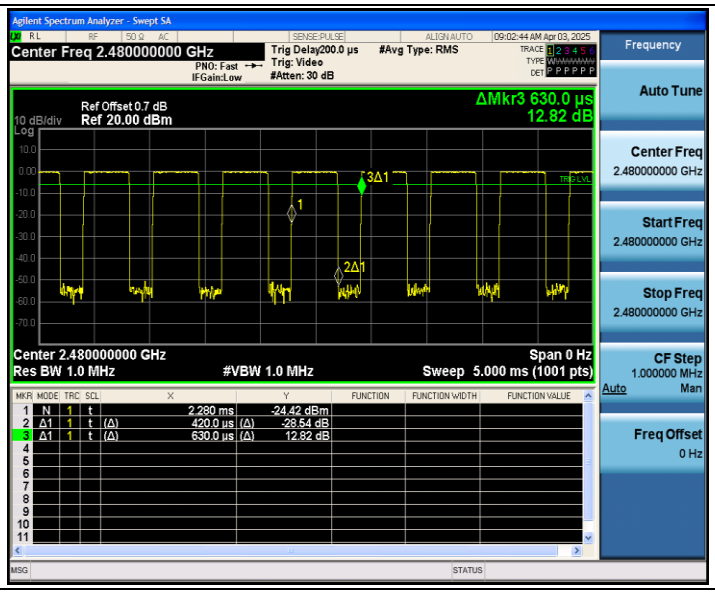
Agilent Spectrum Analyzer - Swept SA
Center Freq 2.480000000 GHz
Trig Delay200.0 µs
Trig: Video
#Atten: 30 dB
#Avg Type: RMS
09:02:44 AM Apr 03, 2025
Ref Offset 0.7 dB
10 dB/div
Ref 20.00 dBm
ΔMkr3 630.0 µs
12.82 dB
Center 2.480000000 GHz
Span 0 Hz
Res BW 1.0 MHz
#VBW 1.0 MHz
Sweep 5.000 ms (1001 pts)
1 N 1 t 2.280 ms -24.42 dBm
2 Δ1 1 t (Δ) 420.0 µs (Δ) -28.54 dB
3 Δ1 1 t (Δ) 630.0 µs (Δ) 12.82 dB
Frequency
Auto Tune
Center Freq
2.480000000 GHz
Start Freq
2.480000000 GHz
Stop Freq
2.480000000 GHz
CF Step
1.000000 MHz
Auto Man
Freq Offset
0 Hz