Internal Photos of the EUT

Fig. 1



Fig. 2



Fig. 3



Fig. 4



Fig. 5



Fig. 6



Fig. 7



Fig. 8



Fig. 9

Fig. 10



Fig. 11



Fig. 12

Fig. 13



Fig. 14



Fig. 15



Fig. 16



Fig. 17

Fig. 18



Fig. 19



Fig. 20


J3
TO KEY
KEY1
+5V
GND
J2
PH2.0_05H

Fig. 21


PTH212K- MIC VOL
DATA:2024/05/05
REV:1.0
KEY
B1
A1
+5V
GND

Fig. 22


UART
KEY1
ON
+5V
GND
KEY
B1
A1
+5V
GND
PTH212K- VOL
DATA:2024/05/05
REV:1.0

Fig. 23

Fig. 24



Fig. 25



Fig. 26



Fig. 27



Fig. 28



Fig. 29



Fig. 30



Fig. 31



Fig. 32



Fig. 33



Fig. 34

Fig. 35



Fig. 36

Fig. 37