g 2437MHz Ant1 Ref

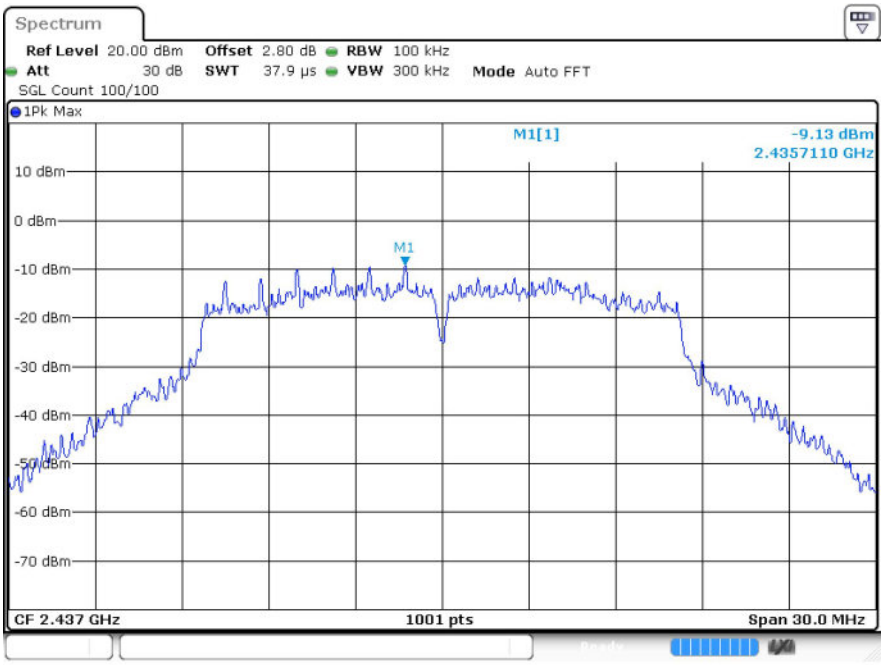

g 2437MHz Ant1 Emission

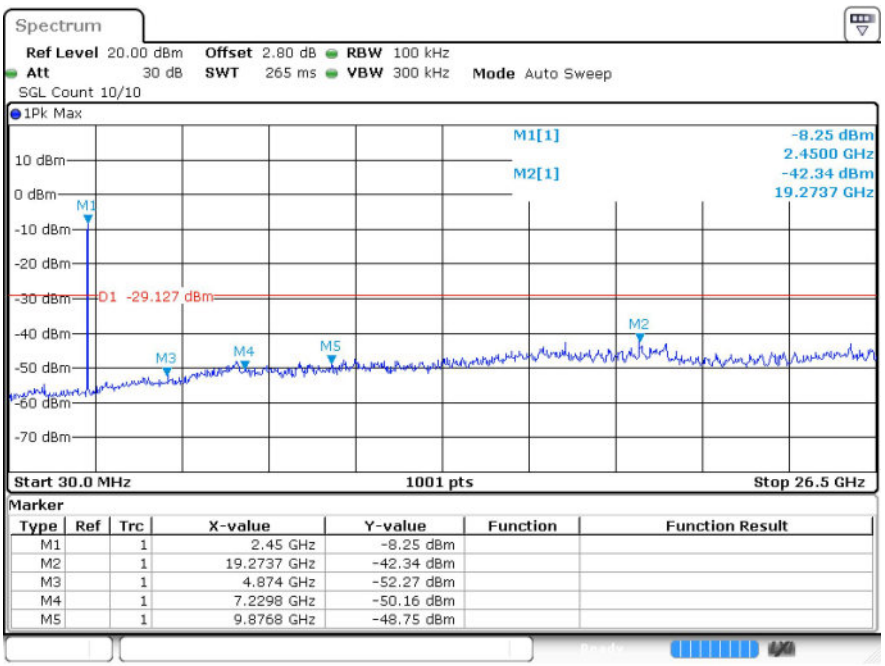

Marker

Type	Ref	Trc	X-value	Y-value	Function	Function Result
M1		1	2.45 GHz	-8.25 dBm		
M2		1	19.2737 GHz	-42.34 dBm		
M3		1	4.874 GHz	-52.27 dBm		
M4		1	7.2298 GHz	-50.16 dBm		
M5		1	9.8768 GHz	-48.75 dBm		

g 2462MHz Ant1 Ref

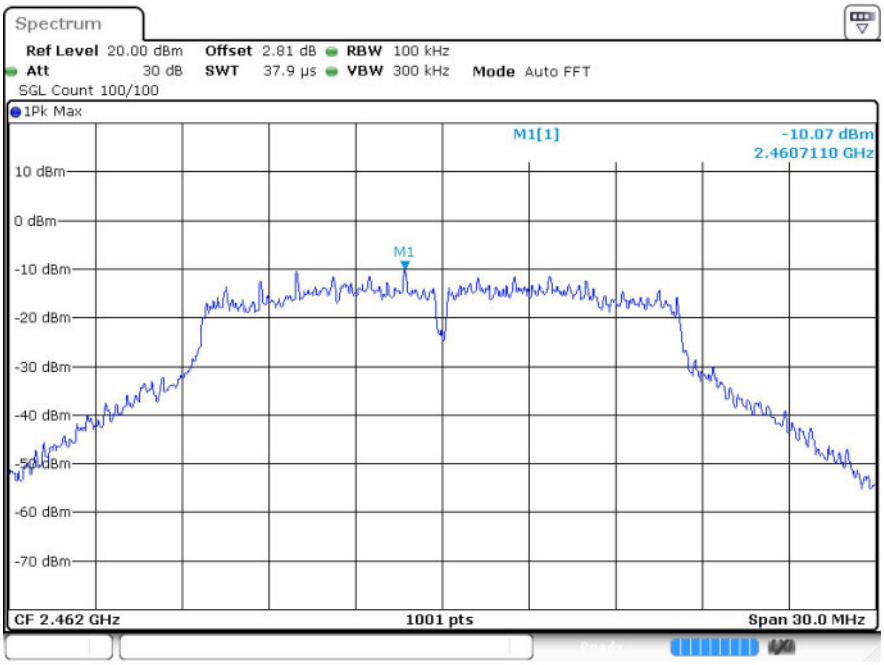

g 2462MHz Ant1 Emission

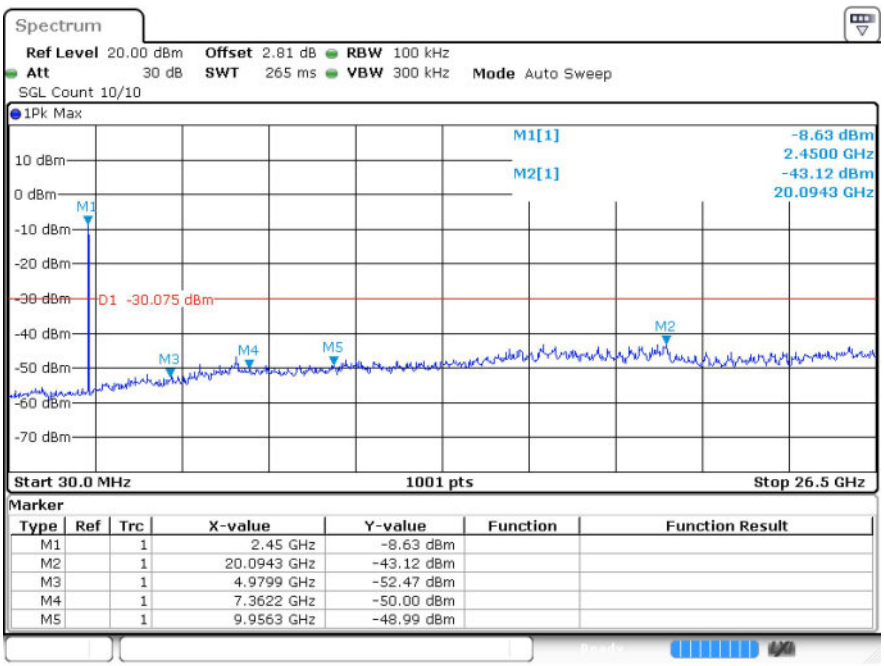

n20 2412MHz Ant1 Ref

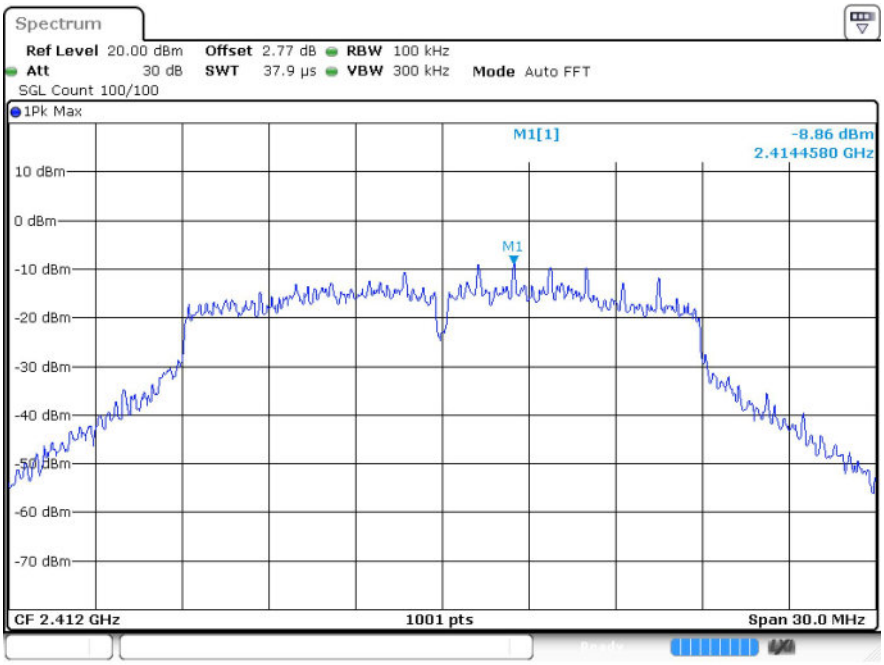

n20 2412MHz Ant1 Emission

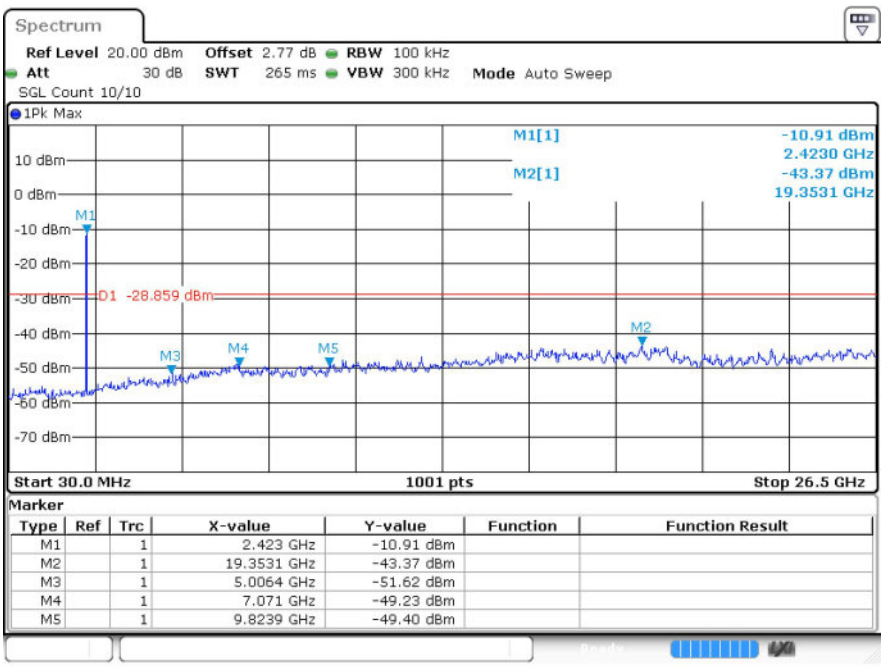

Marker

Type	Ref	Trc	X-value	Y-value	Function	Function Result
M1		1	2.423 GHz	-10.91 dBm		
M2		1	19.3531 GHz	-43.37 dBm		
M3		1	5.0064 GHz	-51.62 dBm		
M4		1	7.071 GHz	-49.23 dBm		
M5		1	9.8239 GHz	-49.40 dBm		

n20 2437MHz Ant1 Ref

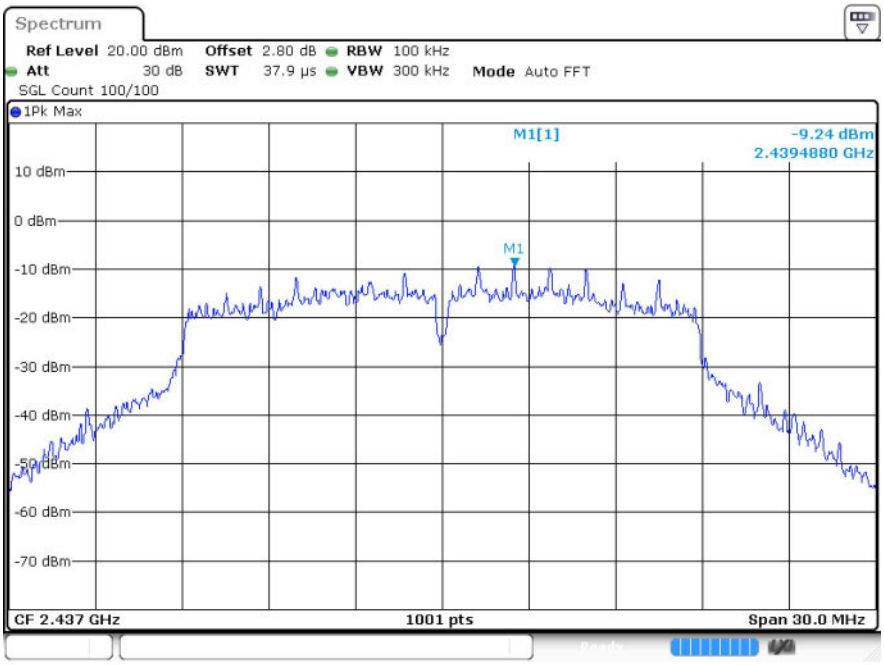

n20 2437MHz Ant1 Emission

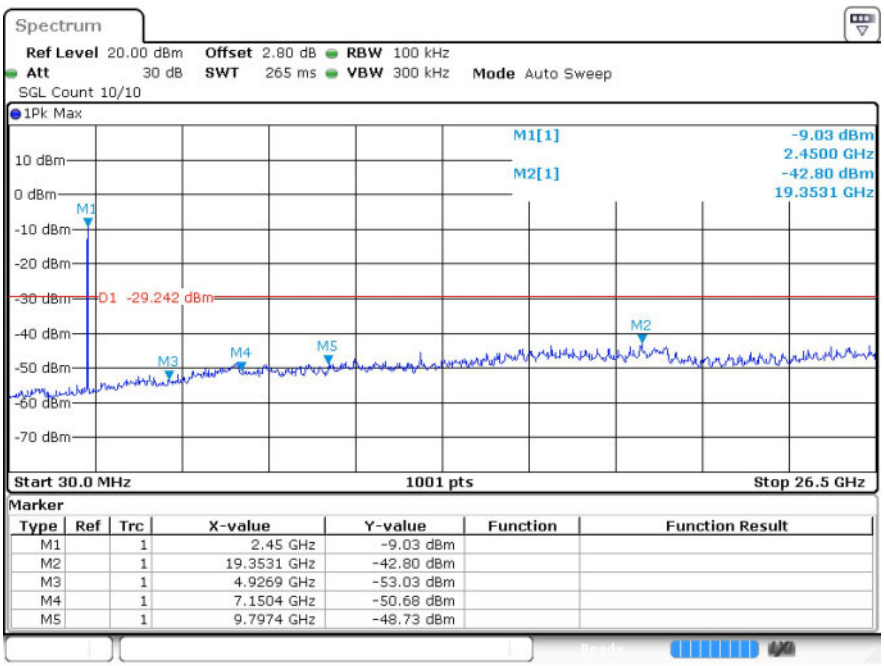

Marker

Type	Ref	Trc	X-value	Y-value	Function	Function Result
M1		1	2.45 GHz	-9.03 dBm		
M2		1	19.3531 GHz	-42.80 dBm		
M3		1	4.9269 GHz	-53.03 dBm		
M4		1	7.1504 GHz	-50.68 dBm		
M5		1	9.7974 GHz	-48.73 dBm		

n20 2462MHz Ant1 Ref

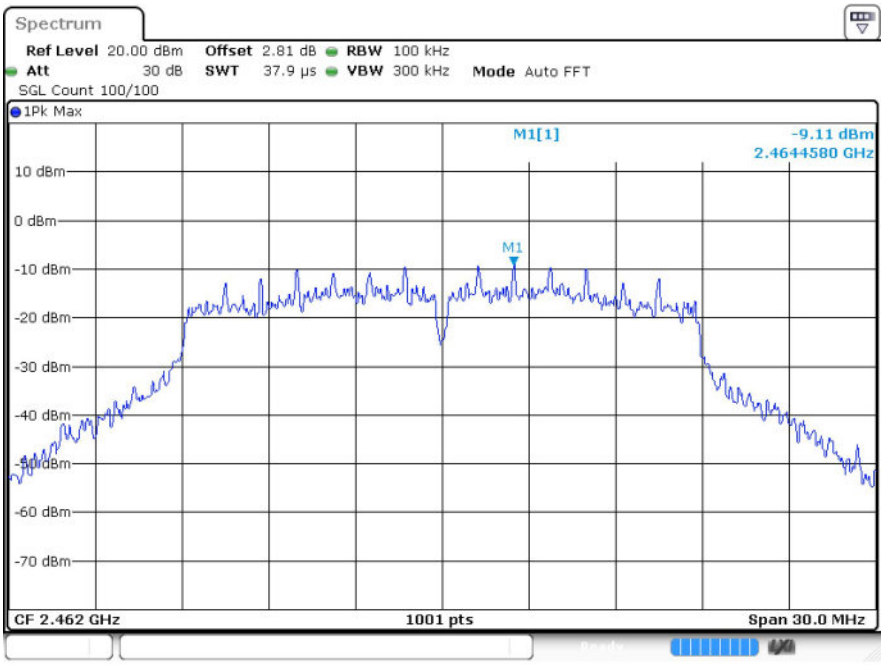

n20 2462MHz Ant1 Emission

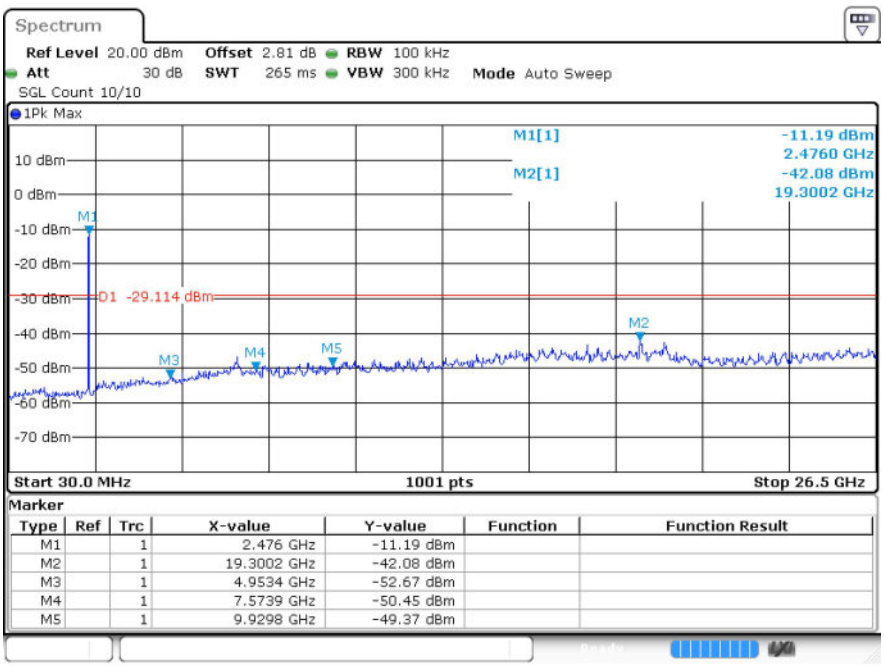

n40 2422MHz Ant1 Ref

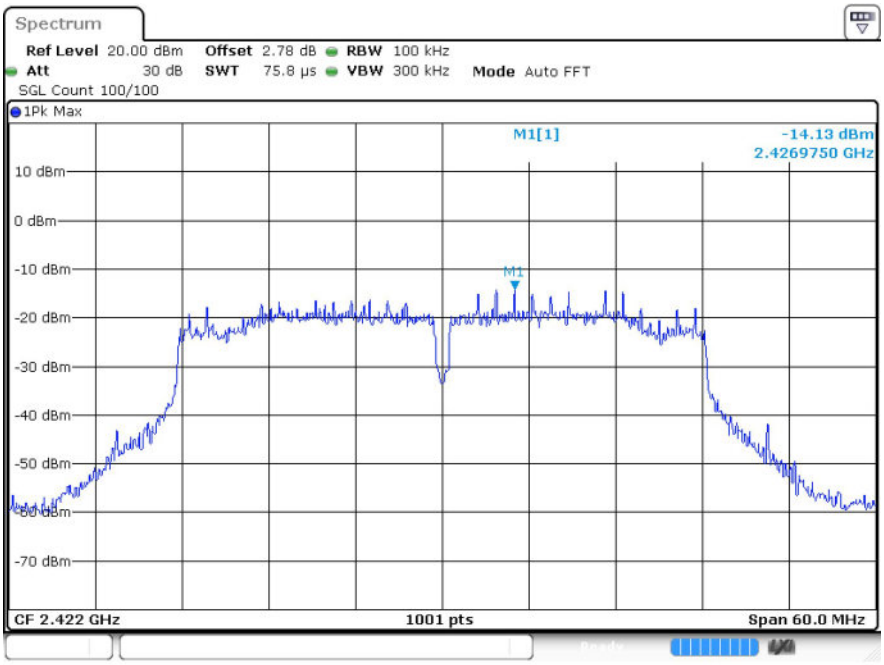

n40 2422MHz Ant1 Emission

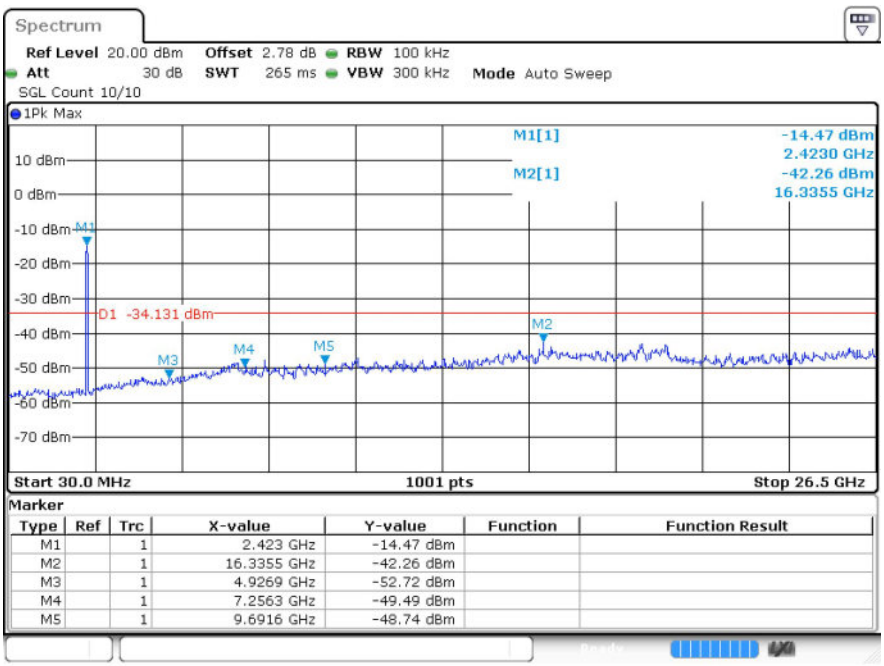

Marker

Type	Ref	Trc	X-value	Y-value	Function	Function Result
M1		1	2.423 GHz	-14.47 dBm		
M2		1	16.3355 GHz	-42.26 dBm		
M3		1	4.9269 GHz	-52.72 dBm		
M4		1	7.2563 GHz	-49.49 dBm		
M5		1	9.6916 GHz	-48.74 dBm		

n40 2437MHz Ant1 Ref

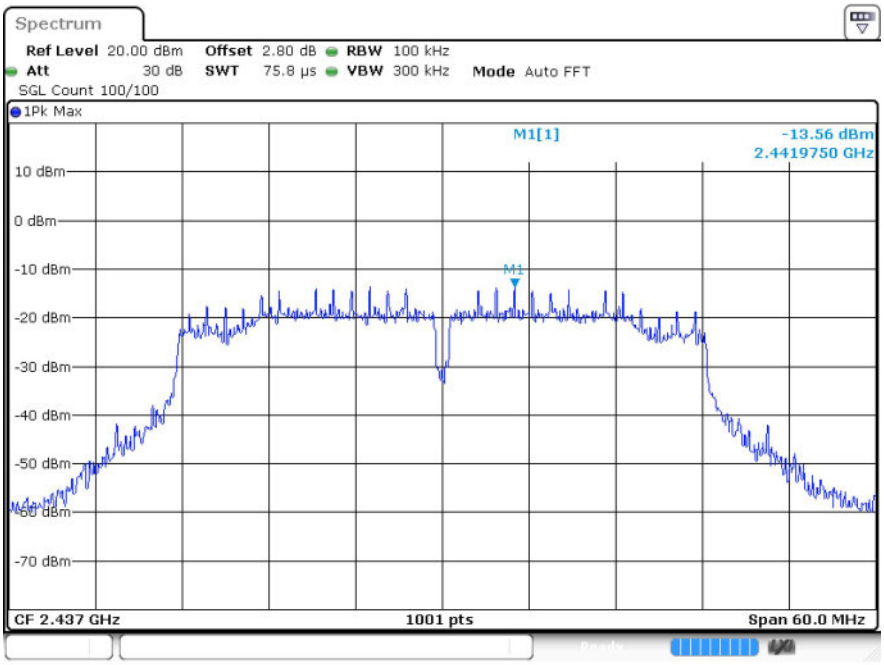

n40 2437MHz Ant1 Emission

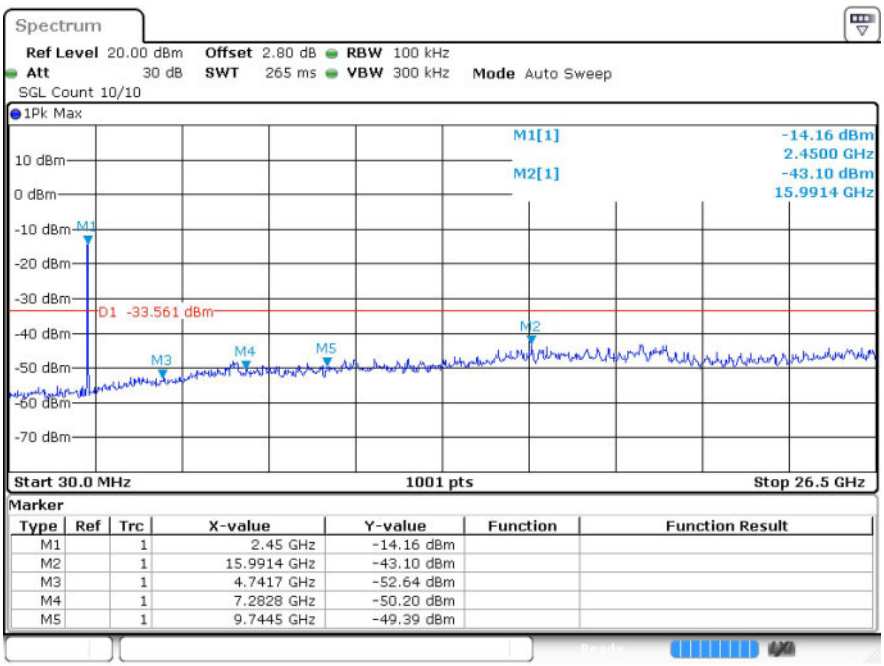

Marker

Type	Ref	Trc	X-value	Y-value	Function	Function Result
M1		1	2.45 GHz	-14.16 dBm		
M2		1	15.9914 GHz	-43.10 dBm		
M3		1	4.7417 GHz	-52.64 dBm		
M4		1	7.2828 GHz	-50.20 dBm		
M5		1	9.7445 GHz	-49.39 dBm		

n40 2452MHz Ant1 Ref

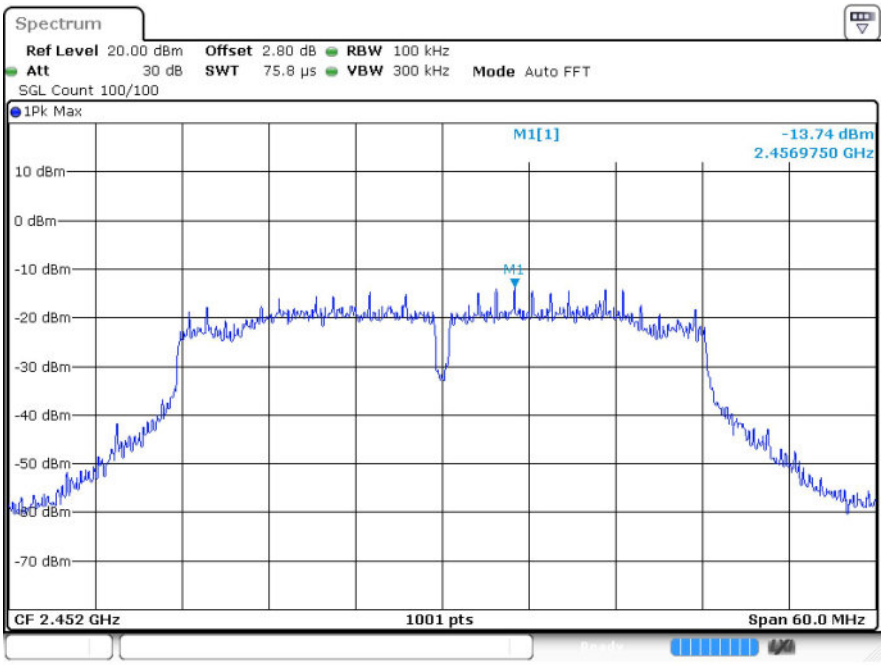

n40 2452MHz Ant1 Emission

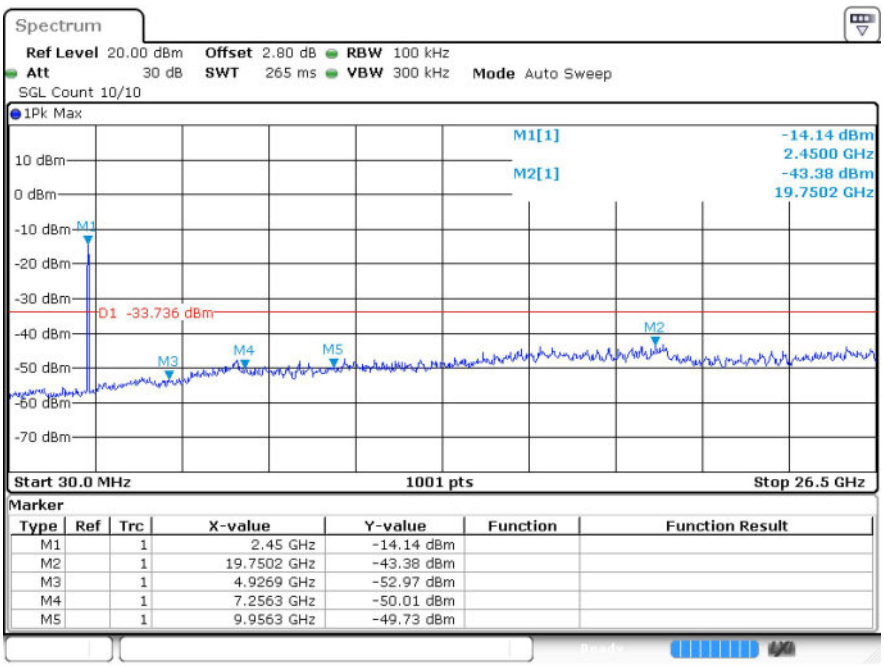

7 Restrict Band

7.1 Test Result

Mode	Frequency (MHz)	Antenna	Spur Freq (MHz)	Power (dBm)	Gain (dBi)	Duty Factor	E (dBuV/m)	Detector	Limit (dBuV/m)	Verdict
b	2412	Ant1	2310	-50.28	2	-	46.98	Peak	74	Pass
b	2412	Ant1	2310	-56.83	2	0	40.43	Average	54	Pass
b	2412	Ant1	2337.378	-44.44	2	-	52.82	Peak	74	Pass
b	2412	Ant1	2338.08	-53.67	2	0	43.59	Average	54	Pass
b	2412	Ant1	2390	-51.62	2	-	45.64	Peak	74	Pass
b	2412	Ant1	2390	-56.22	2	0	41.04	Average	54	Pass
b	2462	Ant1	2483.5	-48.3	2	-	48.96	Peak	74	Pass
b	2462	Ant1	2483.5	-56.11	2	0	41.15	Average	54	Pass
b	2462	Ant1	2487.545	-47.96	2	-	49.3	Peak	74	Pass
b	2462	Ant1	2498.94	-55.2	2	0	42.06	Average	54	Pass
b	2462	Ant1	2500	-49.59	2	-	47.67	Peak	74	Pass
b	2462	Ant1	2500	-56.11	2	0	41.15	Average	54	Pass
g	2412	Ant1	2310	-50.88	2	-	46.38	Peak	74	Pass
g	2412	Ant1	2310	-56.85	2	0.61	41.02	Average	54	Pass
g	2412	Ant1	2338.665	-45.92	2	-	51.34	Peak	74	Pass
g	2412	Ant1	2337.144	-54.3	2	0.61	43.57	Average	54	Pass
g	2412	Ant1	2390	-50.33	2	-	45.64	Peak	74	Pass
g	2412	Ant1	2390	-57.27	2	0.61	40.6	Average	54	Pass
g	2462	Ant1	2483.5	-48.83	2	-	48.43	Peak	74	Pass
g	2462	Ant1	2483.5	-56.07	2	0.61	41.8	Average	54	Pass
g	2462	Ant1	2487.545	-47.43	2	-	49.83	Peak	74	Pass
g	2462	Ant1	2483.517	-56.07	2	0.61	41.8	Average	54	Pass
g	2462	Ant1	2500	-48.65	2	-	47.67	Peak	74	Pass
g	2462	Ant1	2500	-57.41	2	0.61	40.46	Average	54	Pass
n20	2412	Ant1	2310	-50.5	2	-	46.76	Peak	74	Pass
n20	2412	Ant1	2310	-56.44	2	0.58	41.4	Average	54	Pass
n20	2412	Ant1	2339.484	-46.28	2	-	50.98	Peak	74	Pass
n20	2412	Ant1	2337.144	-54.85	2	0.58	42.99	Average	54	Pass
n20	2412	Ant1	2390	-50.46	2	-	46.8	Peak	74	Pass
n20	2412	Ant1	2390	-56.9	2	0.58	40.94	Average	54	Pass
n20	2462	Ant1	2483.5	-49.27	2	-	47.99	Peak	74	Pass
n20	2462	Ant1	2483.5	-56.12	2	0.58	41.72	Average	54	Pass
n20	2462	Ant1	2496.873	-46.68	2	-	50.58	Peak	74	Pass
n20	2462	Ant1	2494.223	-55.56	2	0.58	42.28	Average	54	Pass

n20	2462	Ant1	2500	-49	2	-	48.26	Peak	74	Pass
n20	2462	Ant1	2500	-55.93	2	0.58	41.91	Average	54	Pass
n40	2422	Ant1	2310	-48.59	2	-	48.67	Peak	74	Pass
n40	2422	Ant1	2310	-55.5	2	0.88	42.64	Average	54	Pass
n40	2422	Ant1	2313.408	-45.59	2	-	51.67	Peak	74	Pass
n40	2422	Ant1	2341.524	-54.31	2	0.88	43.83	Average	54	Pass
n40	2422	Ant1	2390	-50.79	2	-	46.47	Peak	74	Pass
n40	2422	Ant1	2390	-57.32	2	0.88	40.82	Average	54	Pass
n40	2452	Ant1	2483.5	-49.49	2	-	47.77	Peak	74	Pass
n40	2452	Ant1	2483.5	-56.21	2	0.55	41.6	Average	54	Pass
n40	2452	Ant1	2498.362	-47.52	2	-	49.74	Peak	74	Pass
n40	2452	Ant1	2498.596	-55.54	2	0.55	42.27	Average	54	Pass
n40	2452	Ant1	2500	-50.37	2	-	46.89	Peak	74	Pass
n40	2452	Ant1	2500	-56.12	2	0.55	41.69	Average	54	Pass

7.2 Test Graphs

Test Graphs

b 2412MHz Ant1 Peak

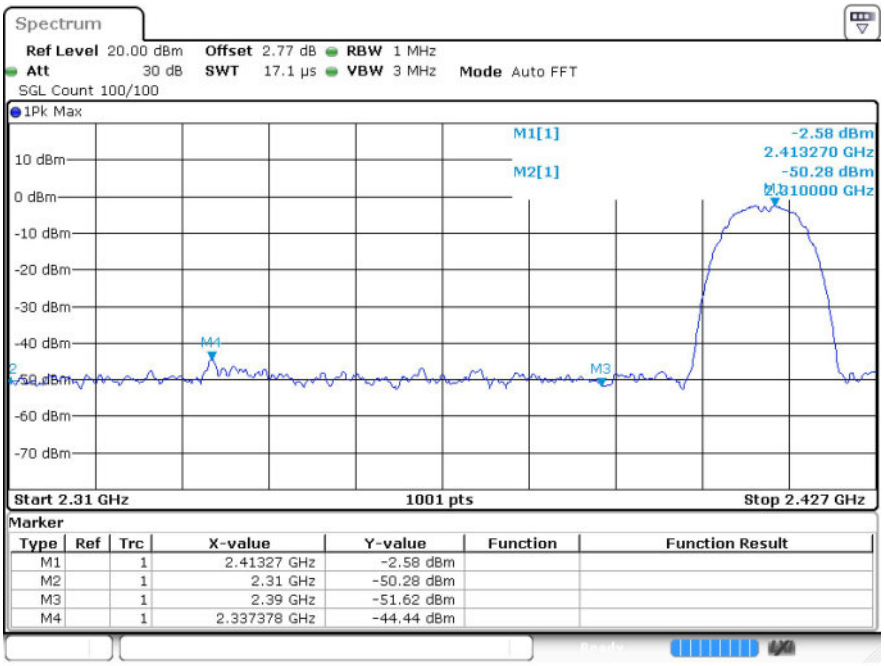

b 2412MHz Ant1 Average

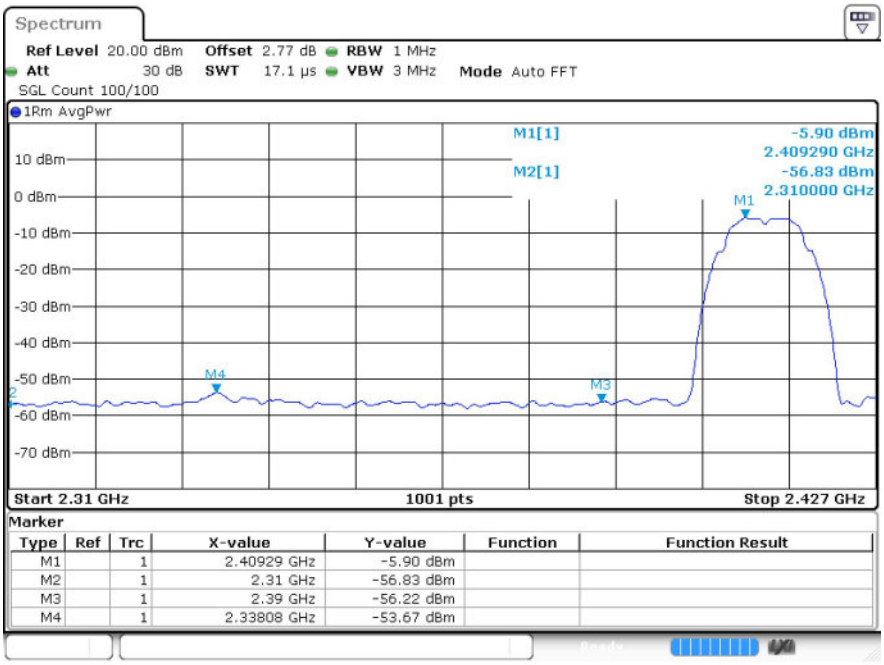

b 2462MHz Ant1 Peak

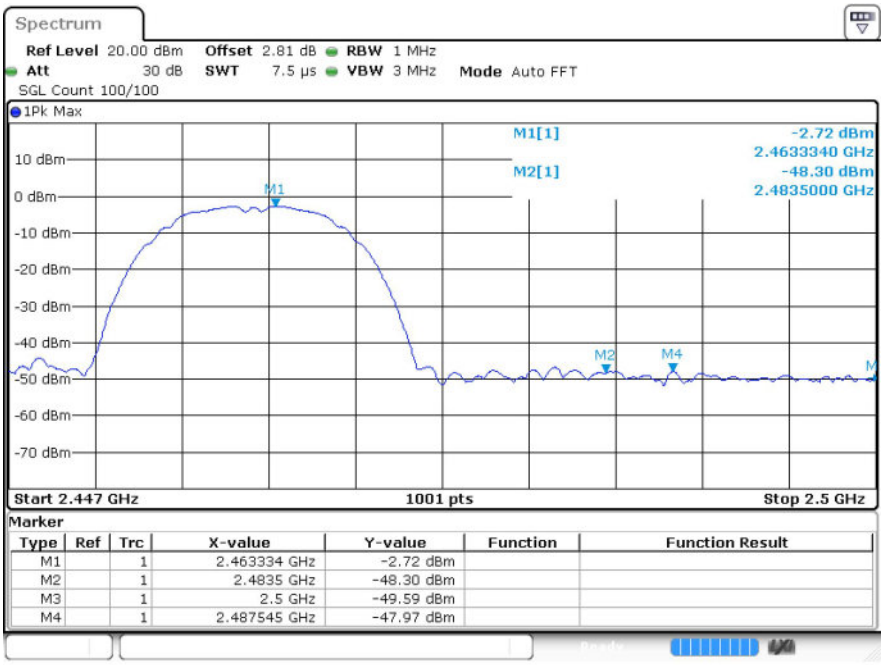

b 2462MHz Ant1 Average

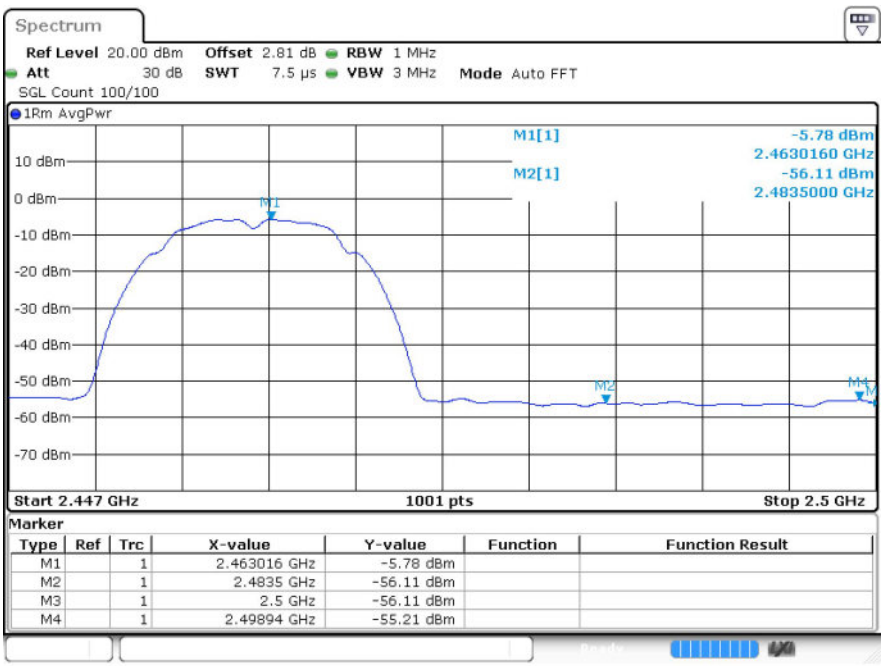

g 2412MHz Ant1 Peak

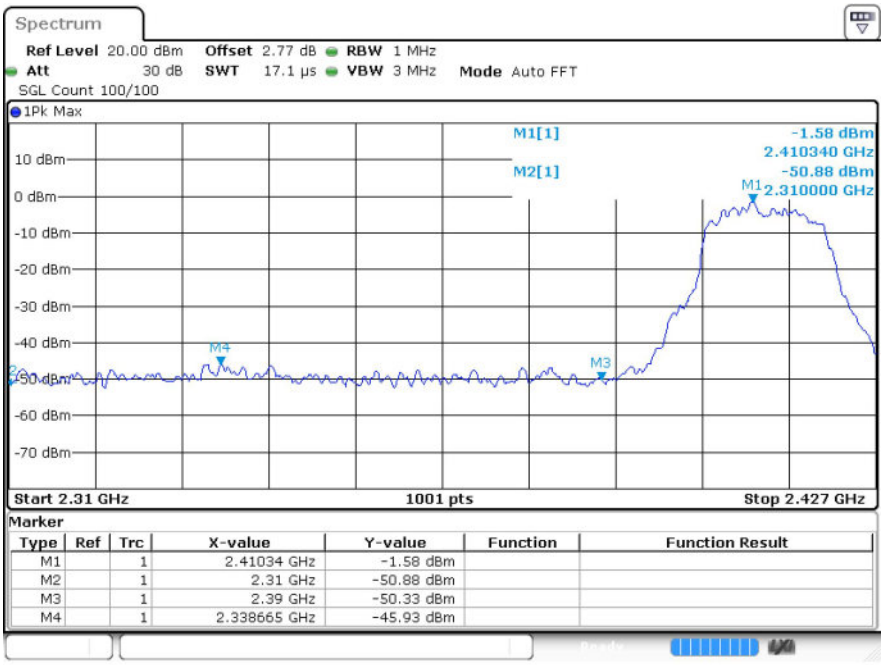

g 2412MHz Ant1 Average

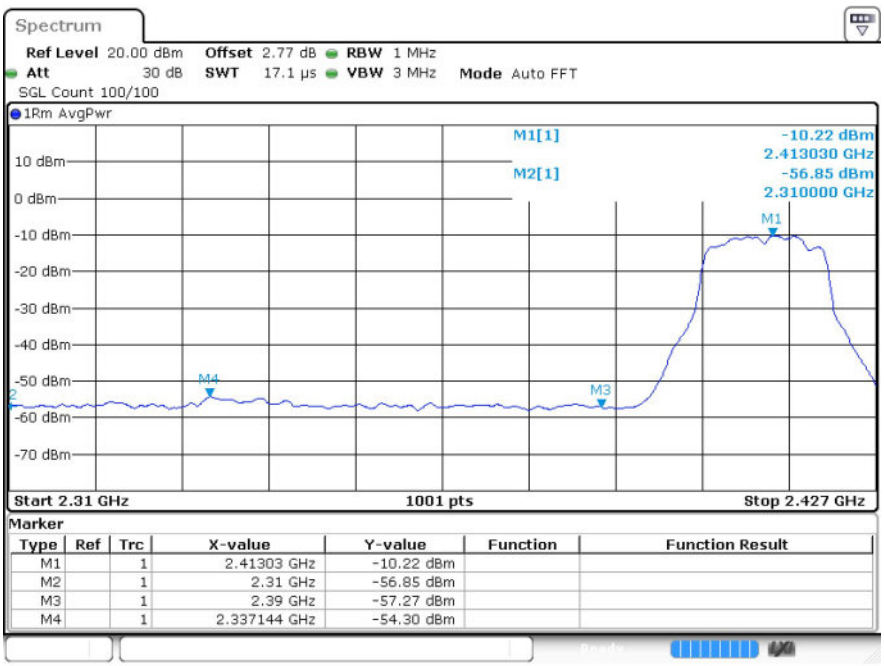

g 2462MHz Ant1 Peak

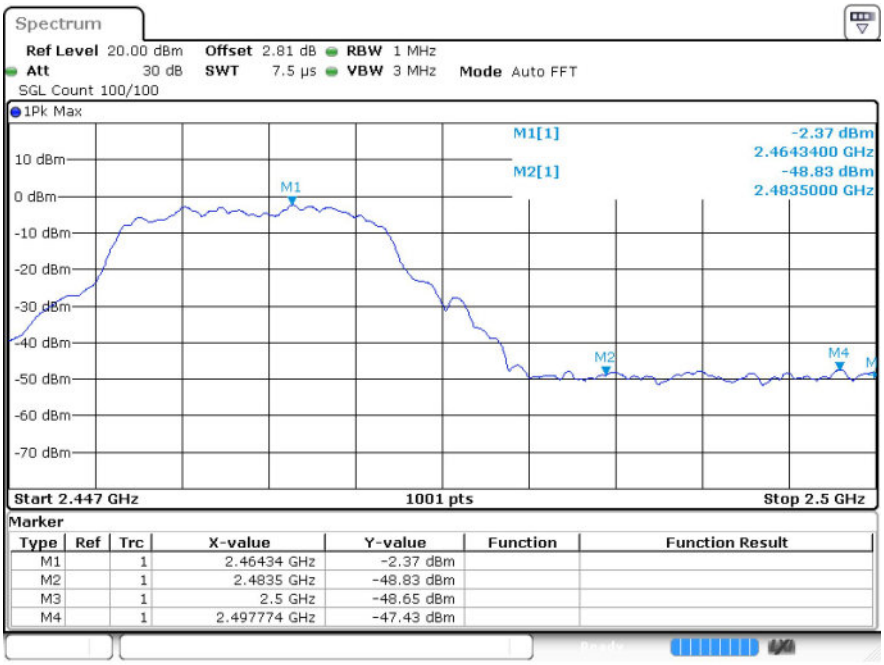

g 2462MHz Ant1 Average

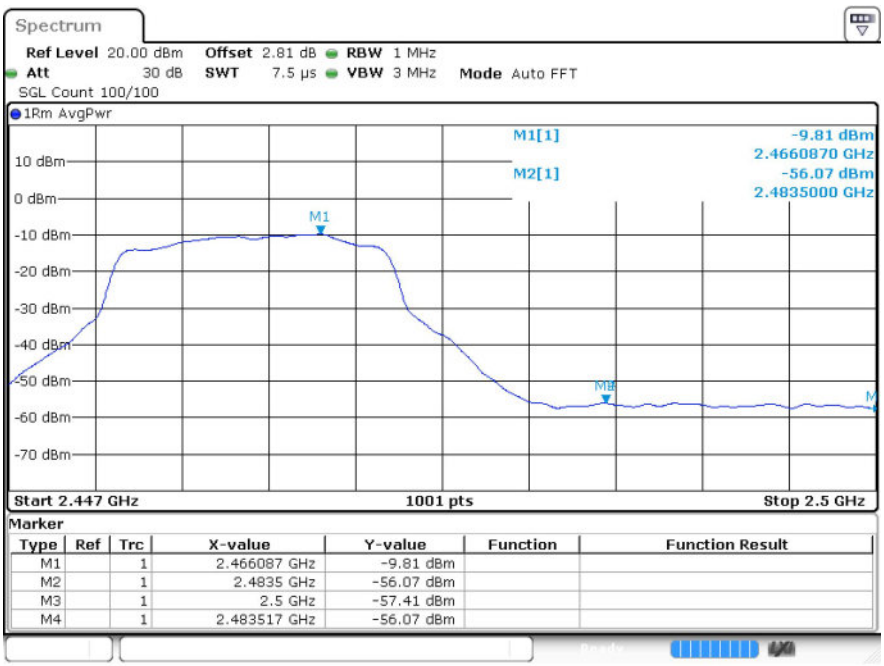

n20 2412MHz Ant1 Peak

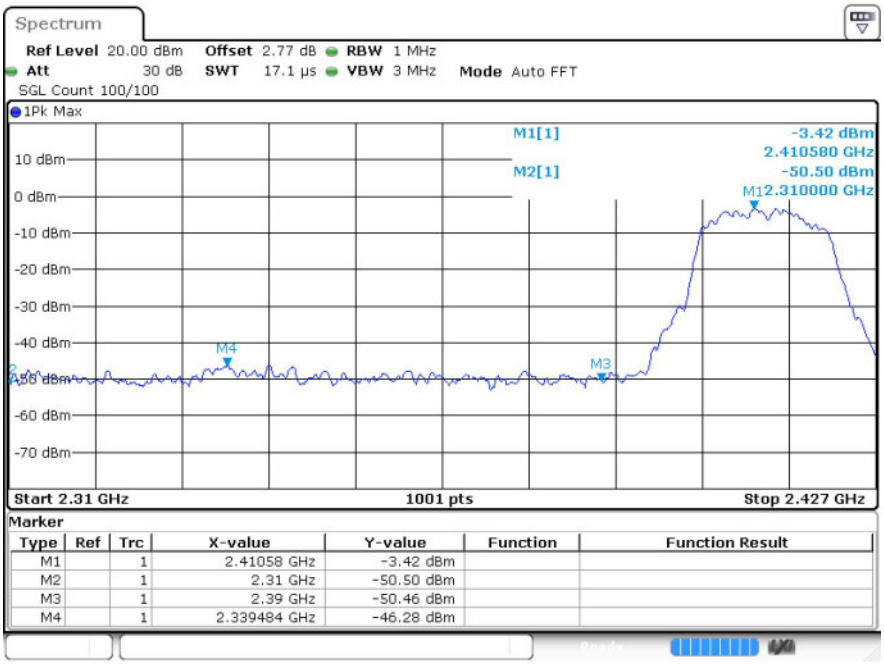

n20 2412MHz Ant1 Average

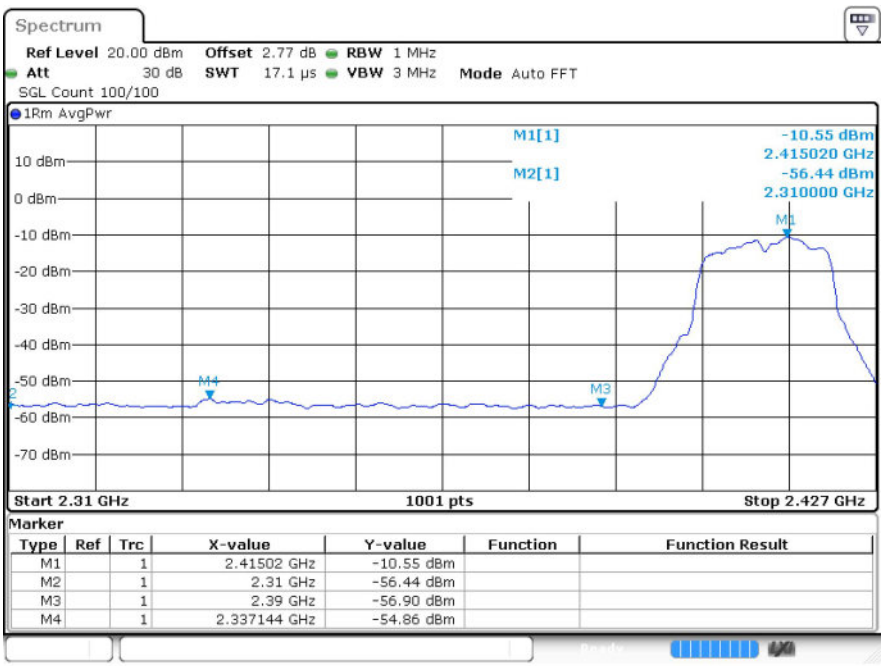

n20 2462MHz Ant1 Peak

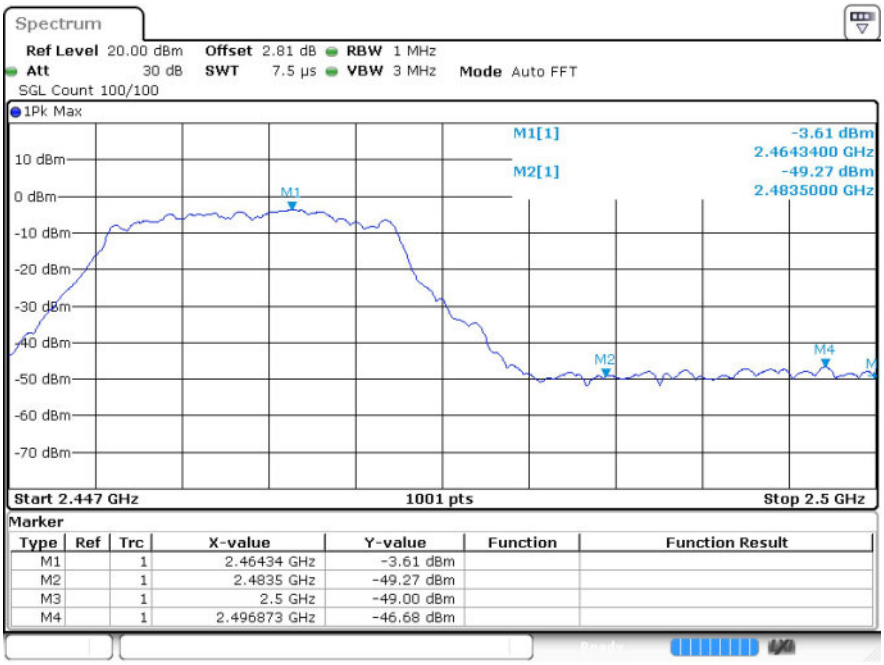

n20 2462MHz Ant1 Average

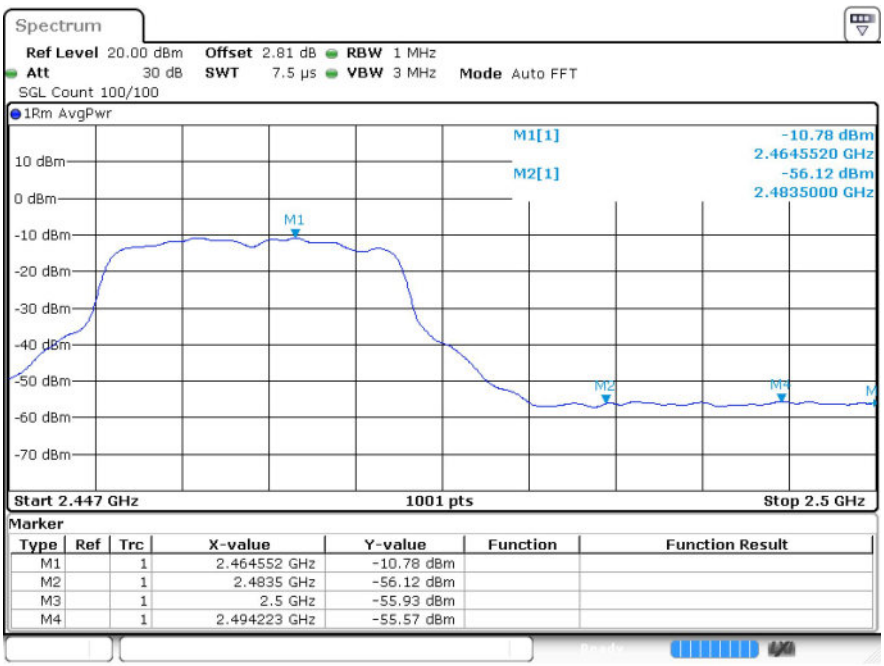

n40 2422MHz Ant1 Peak

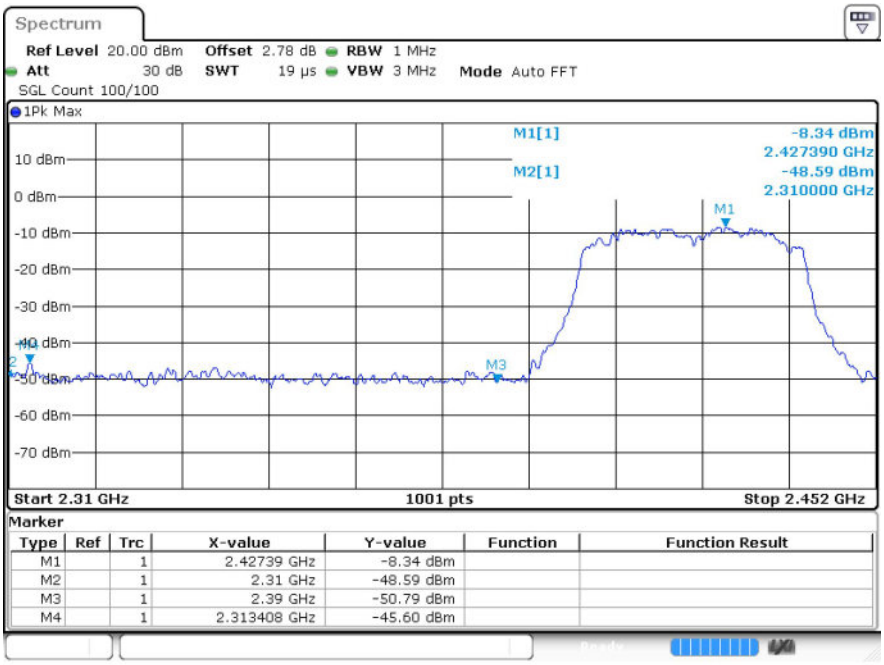

n40 2422MHz Ant1 Average

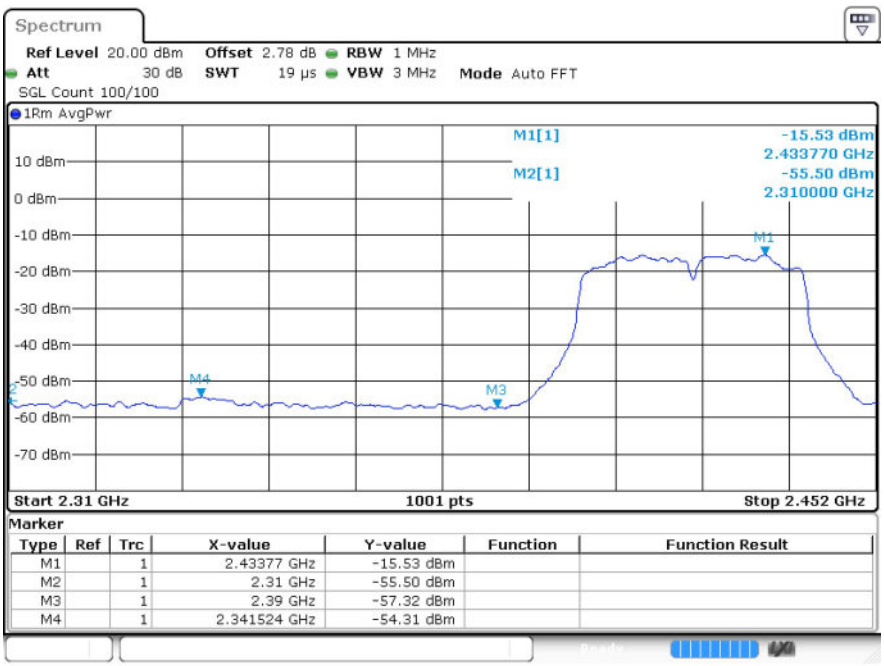

n40 2452MHz Ant1 Peak

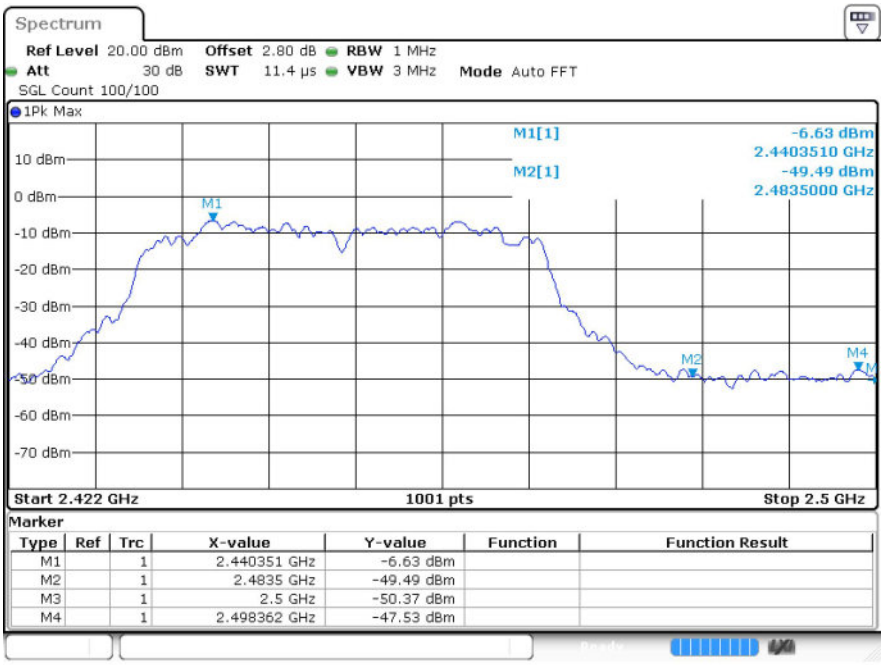

n40 2452MHz Ant1 Average

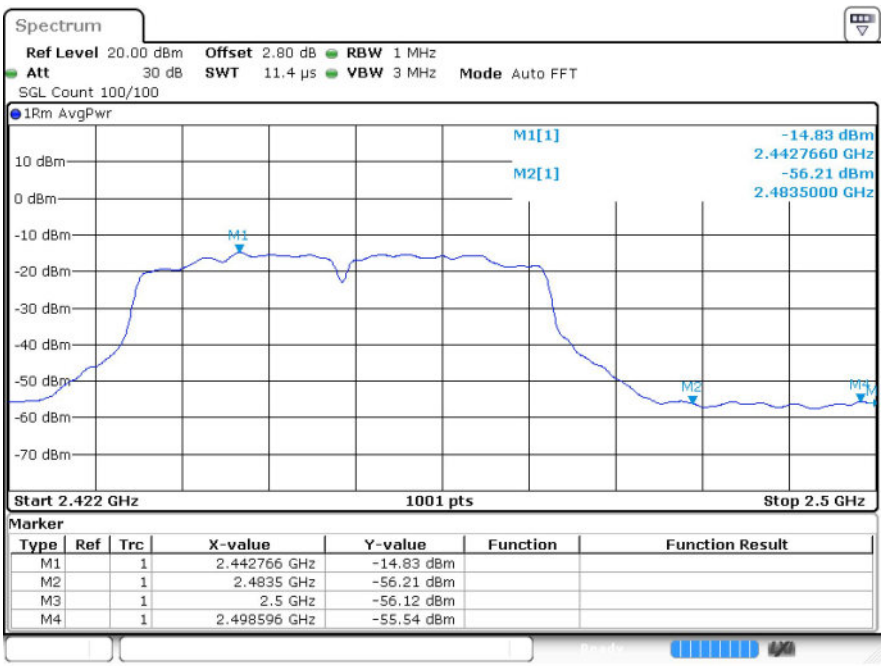

---The End---