承认书项目表

NO.	内容 （Contents）	页数 （Number of Page）	页码 （Page Code）
1	承认书封面（Spec Cover）	1	1
2	承认书项目表（Spec Item ）	1	2
3	工程成品图（Drawing）	1	3
4	电性测试报告（Test Reports ）	1	4
5	S 参数测试 （S Parameter ）	1	5
6			
7			
8			
9			
10	-	-	-
11	-	-	-
12	-	-	-

SIGN	DATE	DESCRIPTION	APPROVER
A			
A			
A			

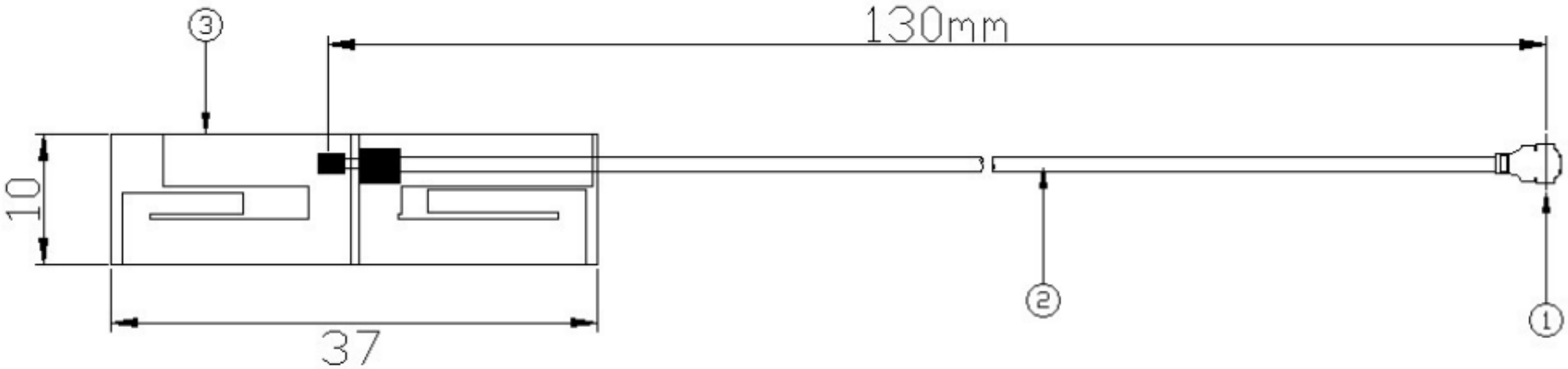

Note:
1.Take" * "is the important dimension.
2.Tolerance:Unmarked tolerance refer to the standard tolerance please.

No.	Part Number	Name	Material	Q'ty
3	FW3710	FPCB	FPCB 37*10mm	1
2	R-CB-113B	Cable	O.D. 1.13mm Black	1
1	CI-113	Connector	Mini Connector	1

东莞脉讯电子有限公司

TITLE:ANTENNA

PART NO.: FW3710-113B-IX175 | DWG NAME:FW3710-113B-IX175.DWG

APPROVED BY	CHECKED BY	DESIDNED BY		Tolerance
jeff 2022-01-10	leon 2022-01-10	YD 2022-01-10	UNITS: mm SCALE: 1/1 REVISION: A	X.X ±0.20 X.XX ±0.10 X° ±3°

电性测试报告

Test Reports

Sample Photo	
	
A. Electrical Characteristics	
Frequency	2400 ~ 2500MHz4900 ~ 5900MHz
S.W.R.	<= 2.5
Antenna Gain	4.0 ± 0.7dBi
Impedance	50 0hm Nominal
Return Loss	-10 dB Max
Radiation	Omni-directional
Cable Loss	4.9 dB / m Max @ 5000 MHz
Polarization	Linear, Vertical
Admitted Power	1 W
Connector	13
Physical Properties	
Antenna Material	FPCB
Cable Type	O.D. 1.13mm // 130 mm
Operating Temp.	-35 ~ +60 ˚C
Storage Temp.	-35 ~ +70 ˚C

S 参数测试
S Parameter Test

Agilent E5071C	

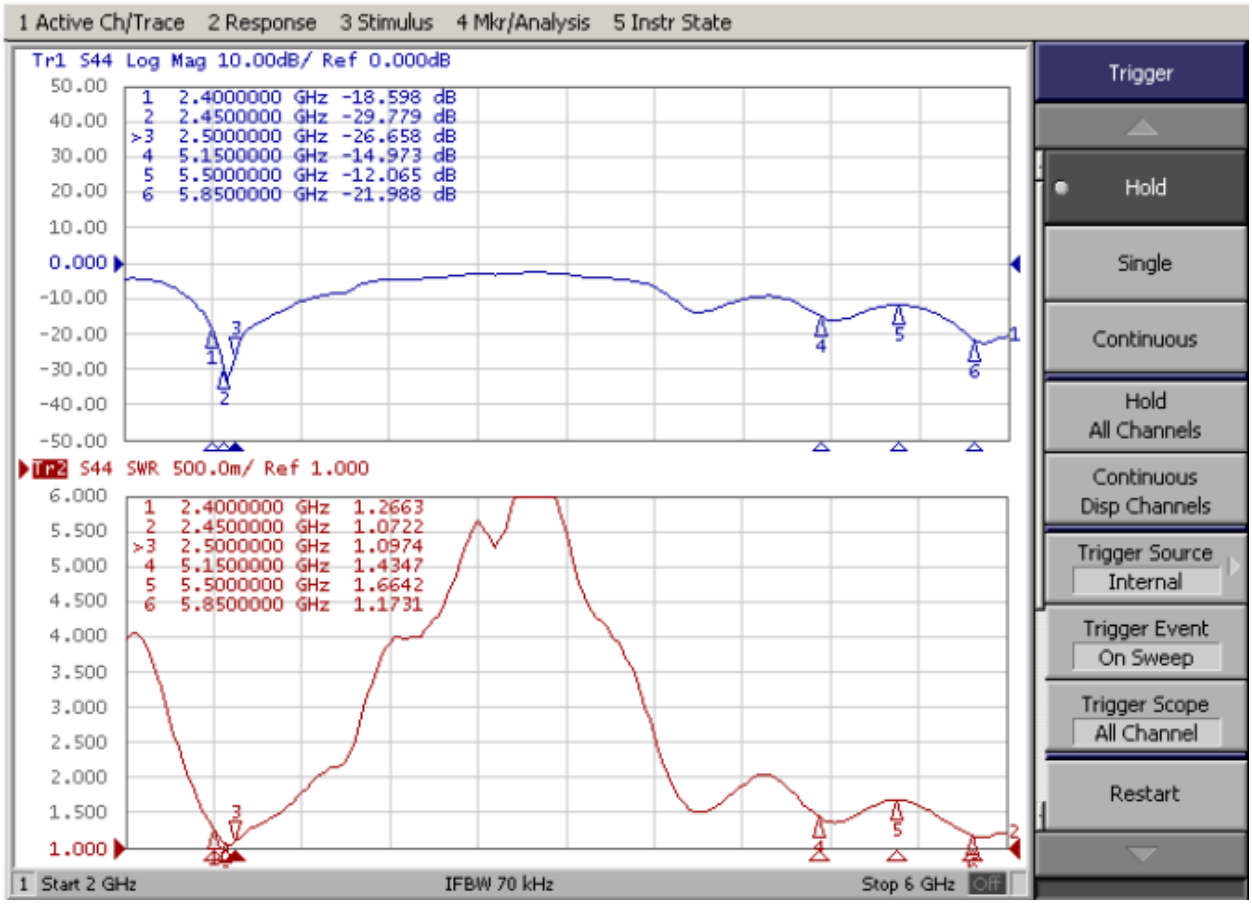

Test pattern
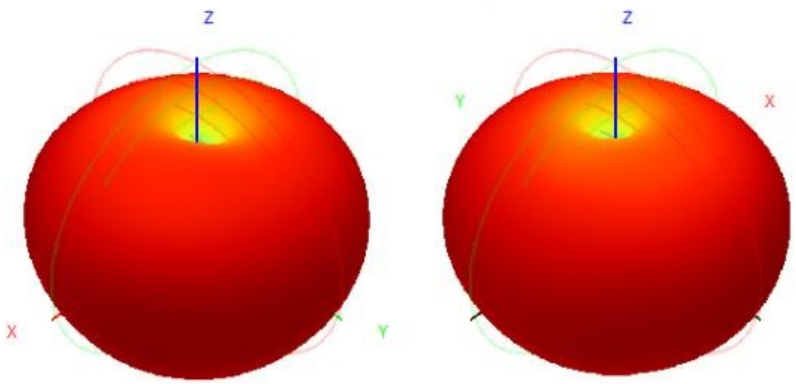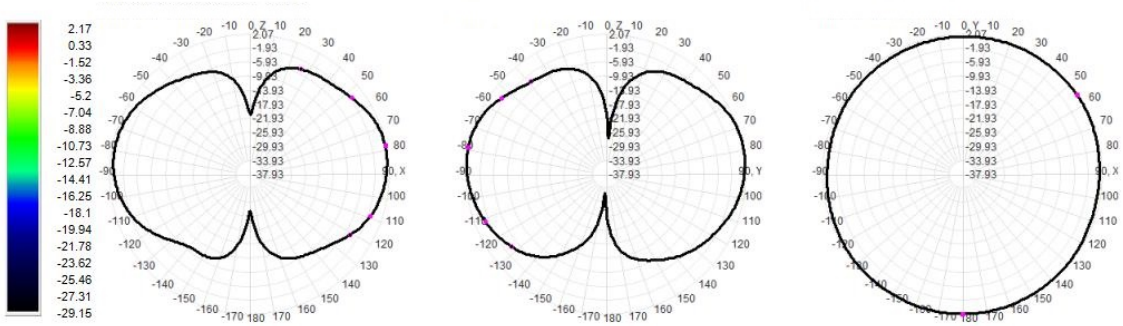
Frequency ID	43	44	45	46	47	48	49	50	51	52	53	54	55	56	57	58	59
Frequency (MHz)	2380.0	2400.0	2420.0	2440.0	2460.0	2480.0	2500.0	2520.0	2540.0	2560.0	2580.0	2600.0	2620.0	2640.0	2660.0	2680.0	2700.0
Efficiency (dBi)	-4.84	-5.29	-5.40	-5.49	-5.67	-5.29	-5.57	-5.78	-5.65	-5.65	-4.98	-4.82	-4.81	-5.01	-5.53	-5.82	-5.75
Gain (dBi)	3.16	3.06	3.16	3.28	3.42	3.40	3.33	2.73	3.07	2.60	2.83	2.92	2.58	2.63	2.96	2.52	2.33
Efficiency (%)	47.84	49.58	48.81	48.27	47.08	49.60	47.72	46.40	47.24	47.25	46.74	42.98	43.05	41.56	48.02	46.19	46.59