ANNEX WIFI TEST DATA
FCC ID:2BNC7-XH-888

Applicant:	Shenzhen Xin Heng Fang Technology Co., Ltd.
Address:	No. 3, Building C, 115 Guangqiao North Road, Xinjiang Community, Xinhujie Street, Guangming District, Shenzhen
Manufacturer:	Shenzhen Xin Heng Fang Technology Co., Ltd.
Address:	No. 3, Building C, 115 Guangqiao North Road, Xinjiang Community, Xinhujie Street, Guangming District, Shenzhen
EUT:	HDMI Dongle
Trade Mark:	HOME GLOUD
Model Number:	XH-888, xh-019, xh-887, xh-889, G6, G5, G4, xh-991, xh-992
Date of Receipt:	Dec. 10, 2024
Test Date:	Dec. 10, 2024 - Dec. 24,2024
Date of Report:	Dec. 24, 2024
Prepared By:	Shenzhen DL Testing Technology Co., Ltd.
Address:	101-201, Comprehensive Building, Tongzhou Electronics Longgang Factory Area, No.1 Baolong Fifth Road, Baolong Community, Baolong Street, Longgang District, Shenzhen, China
Applicable Standards:	FCC PART 15 C 15.247 ANSI C63.10:2013
Test Result:	Pass

Appendix A: DTS Bandwidth

Test Result

TestMode	Antenna	Frequency[MHz]	DTS BW [MHz]	FL[MHz]	FH[MHz]	Limit[MHz]	Verdict
11B	Ant1	2412	9.560	2407.480	2417.040	0.5	PASS
		2437	9.640	2432.440	2442.080	0.5	PASS
		2462	8.560	2458.000	2466.560	0.5	PASS
11G	Ant1	2412	15.720	2403.880	2419.600	0.5	PASS
		2437	15.680	2429.480	2445.160	0.5	PASS
		2462	15.720	2453.840	2469.560	0.5	PASS
11N20SISO	Ant1	2412	15.760	2403.800	2419.560	0.5	PASS
		2437	16.080	2429.440	2445.520	0.5	PASS
		2462	16.200	2453.360	2469.560	0.5	PASS
11N40SISO	Ant1	2422	35.760	2404.400	2440.160	0.5	PASS
		2437	35.120	2419.480	2454.600	0.5	PASS
		2452	30.080	2434.480	2464.560	0.5	PASS

Test Graphs

11B_Ant1_2412

11B_Ant1_2437

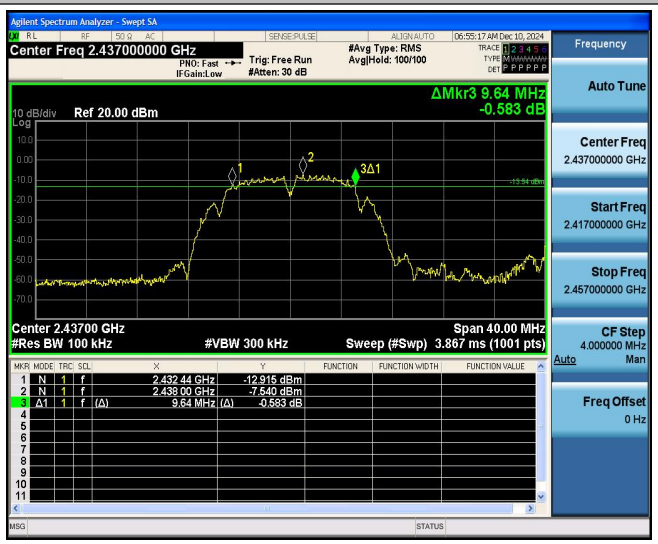

11B_Ant1_2462

11G_Ant1_2412

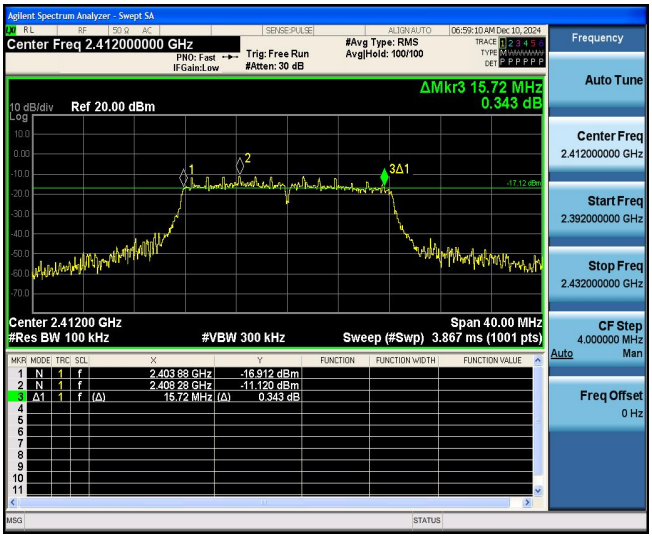

11G_Ant1_2437

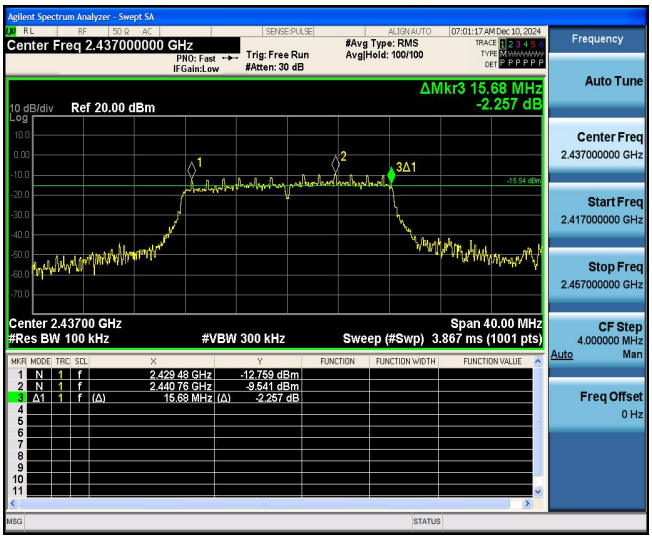

11G_Ant1_2462

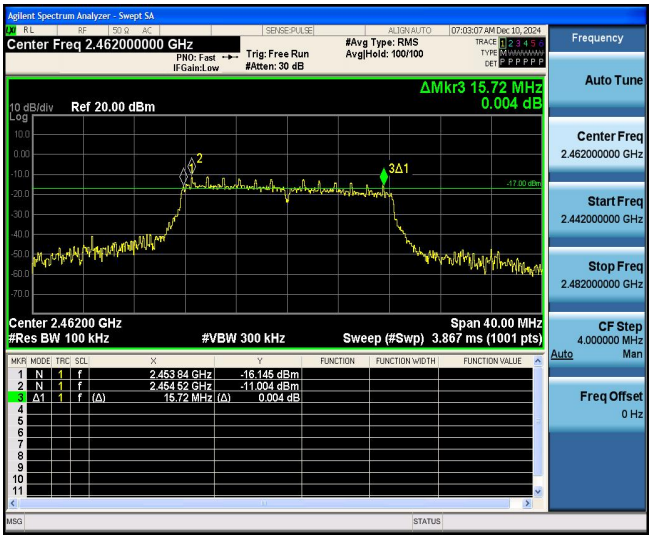

11N20SISO_Ant1_2412

11N20SISO_Ant1_2437

11N20SISO_Ant1_2462

11N40SISO_Ant1_2422

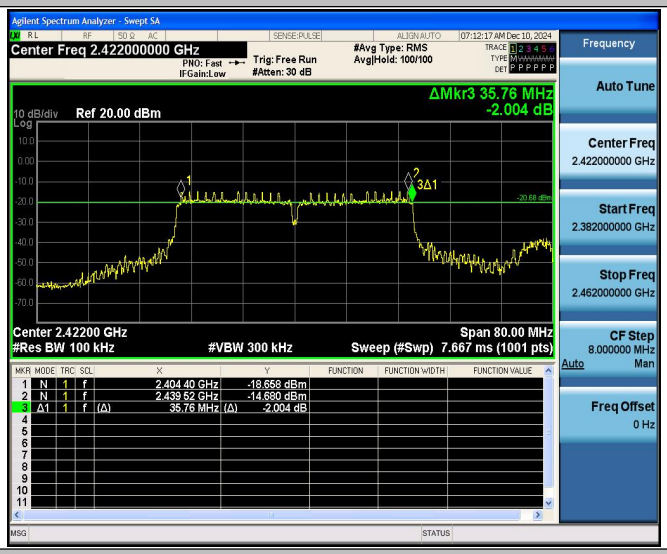

11N40SISO_Ant1_2437

11N40SISO_Ant1_2452

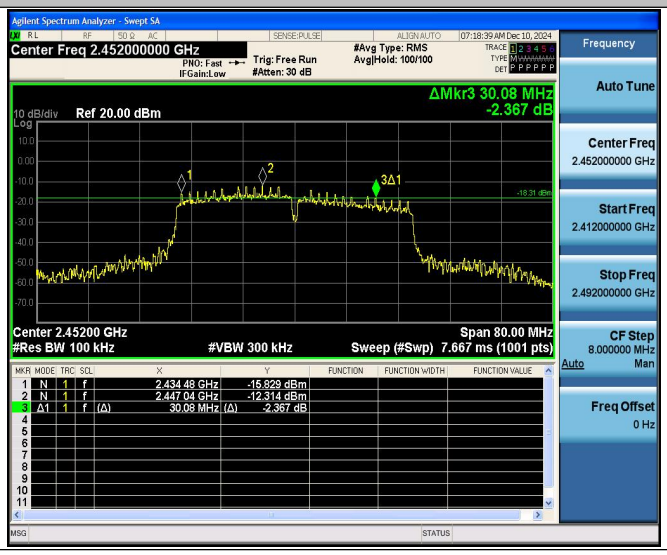

Appendix B: Occupied Channel Bandwidth

Test Result

TestMode	Antenna	Channel Frequency[MHz]	OCB [MHz]	FL[MHz]	FH[MHz]	Limit[MHz]	Verdict
11B	Ant1	2412	12.021	2406.1721	2418.1931	---	---
		2437	11.838	2431.2793	2443.1173	---	---
		2462	12.047	2456.1111	2468.1581	---	---
11G	Ant1	2412	16.610	2403.6761	2420.2861	---	---
		2437	16.619	2428.8407	2445.4597	---	---
		2462	16.708	2453.5245	2470.2325	---	---
11N20SISO	Ant1	2412	17.616	2403.1788	2420.7948	---	---
		2437	17.589	2428.3365	2445.9255	---	---
		2462	17.812	2452.9412	2470.7532	---	---
11N40SISO	Ant1	2422	36.560	2403.9136	2440.4736	---	---
		2437	36.114	2419.0954	2455.2094	---	---
		2452	35.700	2433.9883	2469.6883	---	---

Test Graphs

11B_Ant1_2412

11B_Ant1_2437

11B_Ant1_2462

11G_Ant1_2412

11G_Ant1_2437

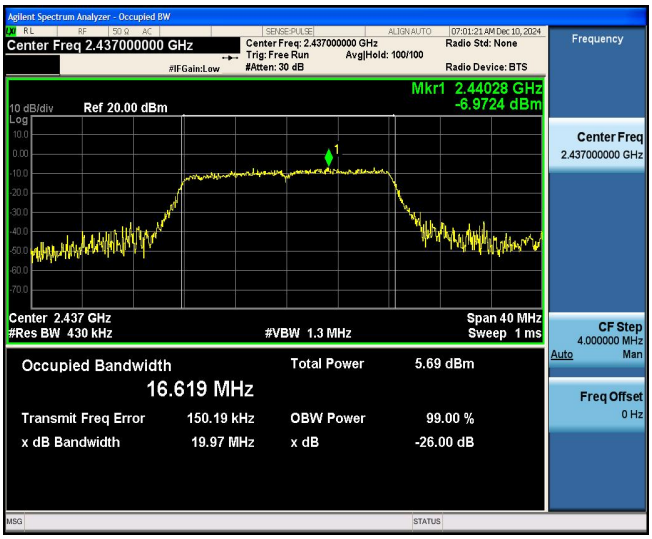

11G_Ant1_2462

11N20SISO_Ant1_2412

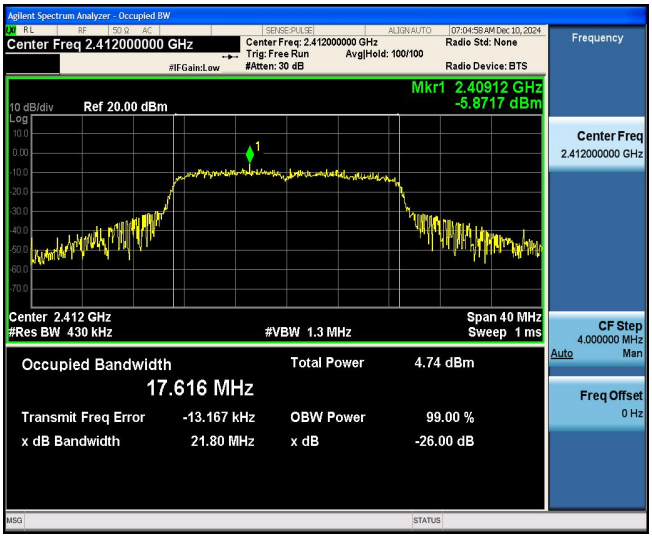

11N20SISO_Ant1_2437

11N20SISO_Ant1_2462

11N40SISO_Ant1_2422

11N40SISO_Ant1_2437

11N40SISO_Ant1_2452

Appendix C: Maximum conducted output power

Test Result Peak

TestMode	Antenna	Frequency[MHz]	Set Power	Peak Powert[dBm]	Conducted Limit[dBm]	EIRP [dBm]	EIRP Limit[dBm]	Verdict
TestMode	Antenna	Channel	SetPower	Result	Limit	EIRP	Limit1	Verdict

Condition	Mode	Frequency (MHz)	Antenna	Conducted Power (dBm)	Limit (dBm)	Verdict
NVNT	b	2412	Ant1	6.71	30	Pass
NVNT	b	2437	Ant1	5.43	30	Pass
NVNT	b	2462	Ant1	5.65	30	Pass
NVNT	g	2412	Ant1	5.84	30	Pass
NVNT	g	2437	Ant1	6.32	30	Pass
NVNT	g	2462	Ant1	5.57	30	Pass
NVNT	n20	2412	Ant1	5.46	30	Pass
NVNT	n20	2437	Ant1	6.39	30	Pass
NVNT	n20	2462	Ant1	5.80	30	Pass
NVNT	n40	2422	Ant1	5.95	30	Pass
NVNT	n40	2437	Ant1	6.72	30	Pass
NVNT	n40	2452	Ant1	5.89	30	Pass

Appendix D: Maximum power spectral density

Test Result

TestMode	Antenna	Frequency[MHz]	Result[dBm/3-100kHz]	Limit[dBm/3kHz]	Verdict
11B	Ant1	2412	-19.40	≤8.00	PASS
		2437	-19.69	≤8.00	PASS
		2462	-19.91	≤8.00	PASS
11G	Ant1	2412	-26.99	≤8.00	PASS
		2437	-25.65	≤8.00	PASS
		2462	-27.74	≤8.00	PASS
11N20SISO	Ant1	2412	-26.61	≤8.00	PASS
		2437	-25.12	≤8.00	PASS
		2462	-25.58	≤8.00	PASS
11N40SISO	Ant1	2422	-30.03	≤8.00	PASS
		2437	-26.51	≤8.00	PASS
		2452	-26.85	≤8.00	PASS

Test Graphs

11B_Ant1_2412

11B_Ant1_2437

11B_Ant1_2462

11G_Ant1_2412

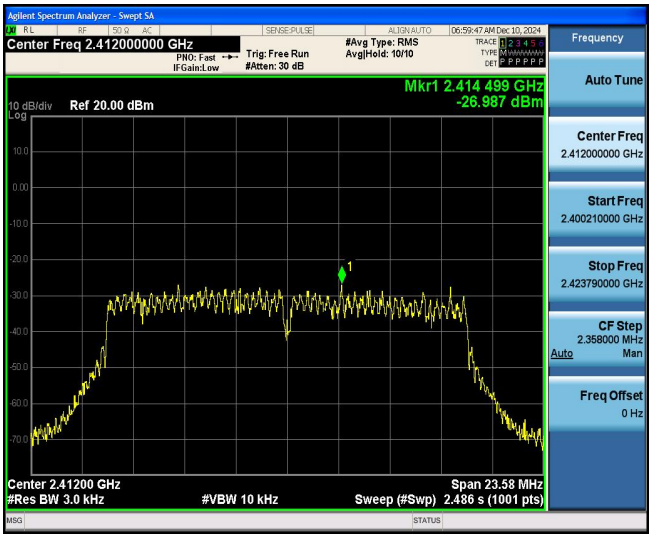

11G_Ant1_2437

11G_Ant1_2462

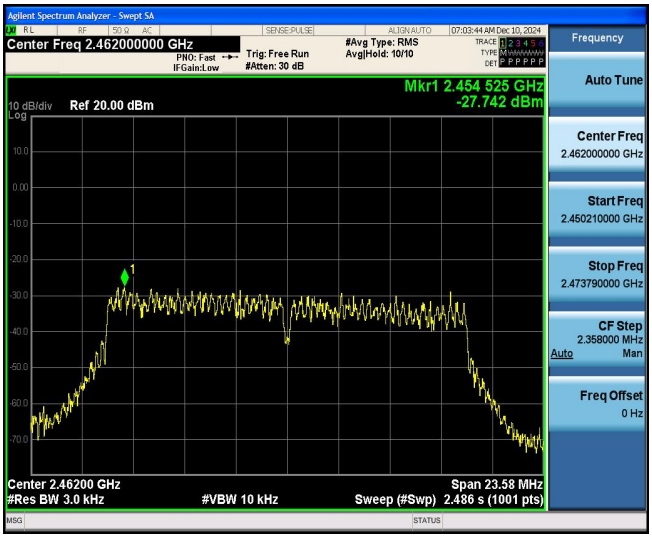

11N20SISO_Ant1_2412

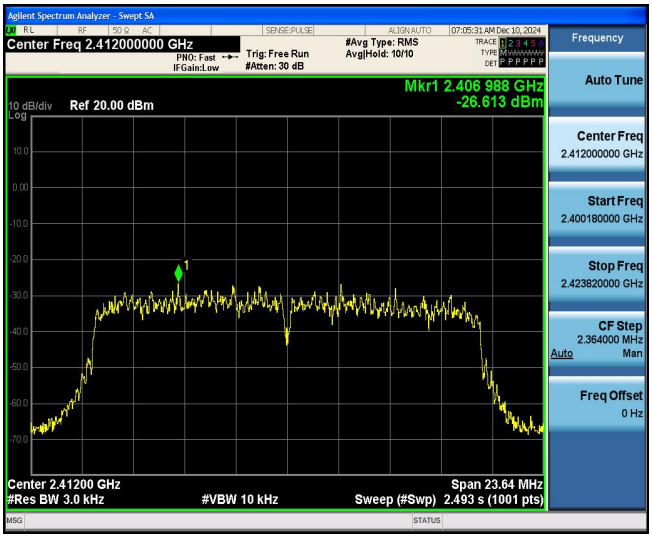

11N20SISO_Ant1_2437

11N20SISO_Ant1_2462

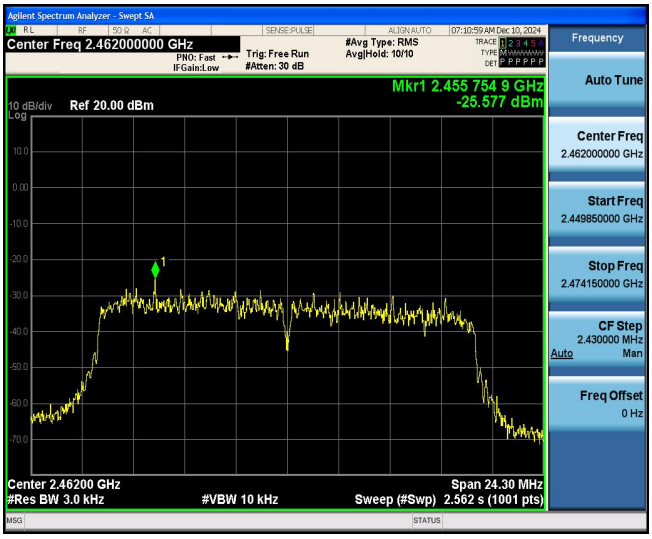

11N40SISO_Ant1_2422

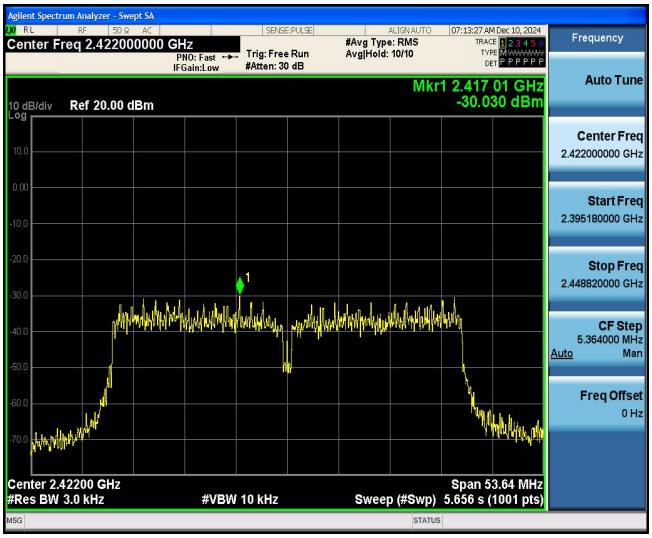

11N40SISO_Ant1_2437

11N40SISO_Ant1_2452

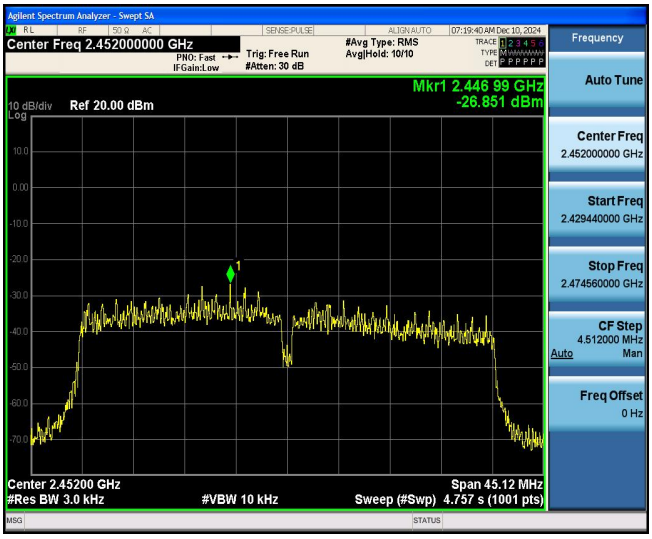

Test Graphs

Maximum power spectral density

Appendix F: Band edge measurements

Test Result

TestMode	Antenna	ChName	Frequency[MHz]	RefLevel[dBm]	Result[dBm]	Limit[dBm]	Verdict
11B	Ant1	Low	2412	-5.11	-54.23	≤-25.11	PASS
		High	2462	-6.88	-54.8	≤-26.88	PASS
11G	Ant1	Low	2412	-11.20	-44.59	≤-31.2	PASS
		High	2462	-11.00	-56.85	≤-31	PASS
11N20SISO	Ant1	Low	2412	-11.31	-45.67	≤-31.31	PASS
		High	2462	-11.14	-54.9	≤-31.14	PASS
11N40SISO	Ant1	Low	2422	-14.62	-45.92	≤-34.62	PASS
		High	2452	-12.36	-49.9	≤-32.36	PASS

Test Graphs

11B_Ant1_Low_2412

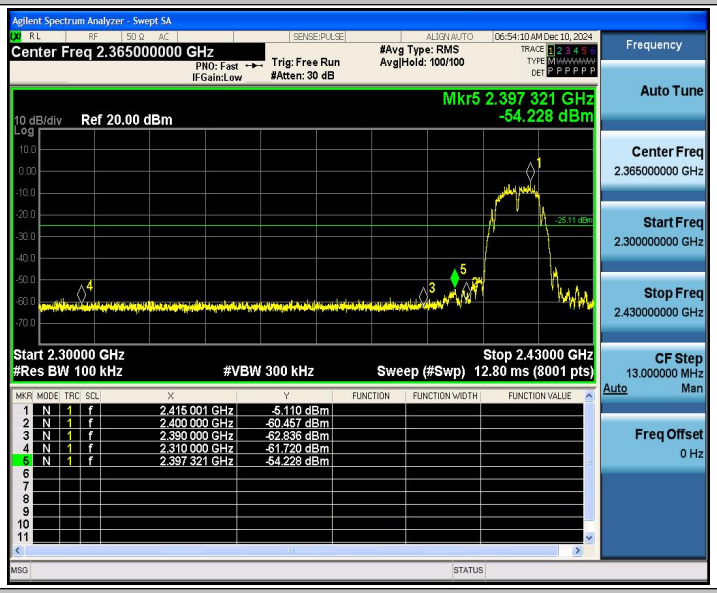
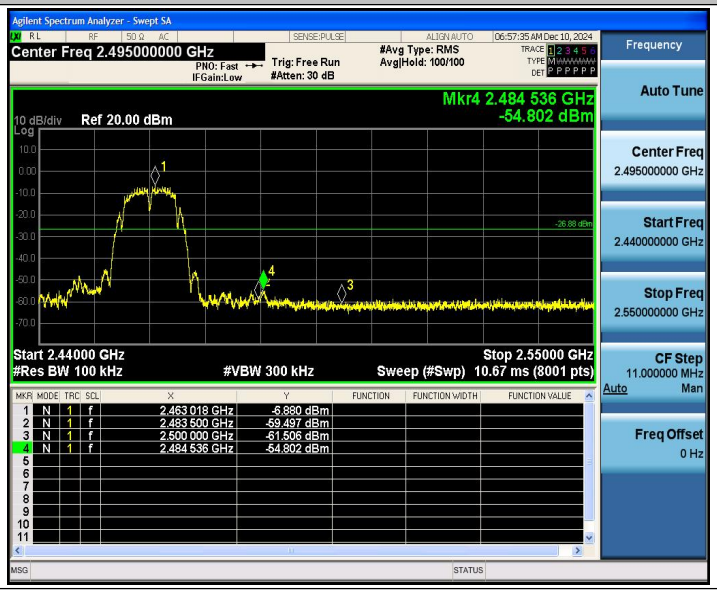
11B_Ant1_High_2462