NO：SDN-RD-FY-2025010304

APPROVAL SHEET

Customer				
Customer P/N				
Project Name	860-930MHz Antenna			
Supplier	Shanghai Saintenna Wireless Technology Co. , Ltd.			
Saintenna P/N	SAA32315B			
ROHS Compliant	Yes			
Providing Date				
Supplier	Prepared by	Designer	QA	Approver
Address: Room 601, Building 1, No. 69 Yuanfeng Road, Baoshan District, Shanghai 200444, China				
Tel：086-021-56165098; Fax：086-021-56165098				
Customer	Prepared by	Checked by	Approver	

Note: Signature must be confirmed by hand

CONFIDENTIAL

The information contained in this product is of a proprietary nature. It may not be reproduced without expressed written permission of Shanghai Saintenna Wireless Technology Co., Ltd.

Content

1 Cover……☑

2 Content……☑

3 Specification……☑

4 Drawing……☑

5 Electrical Report……☑

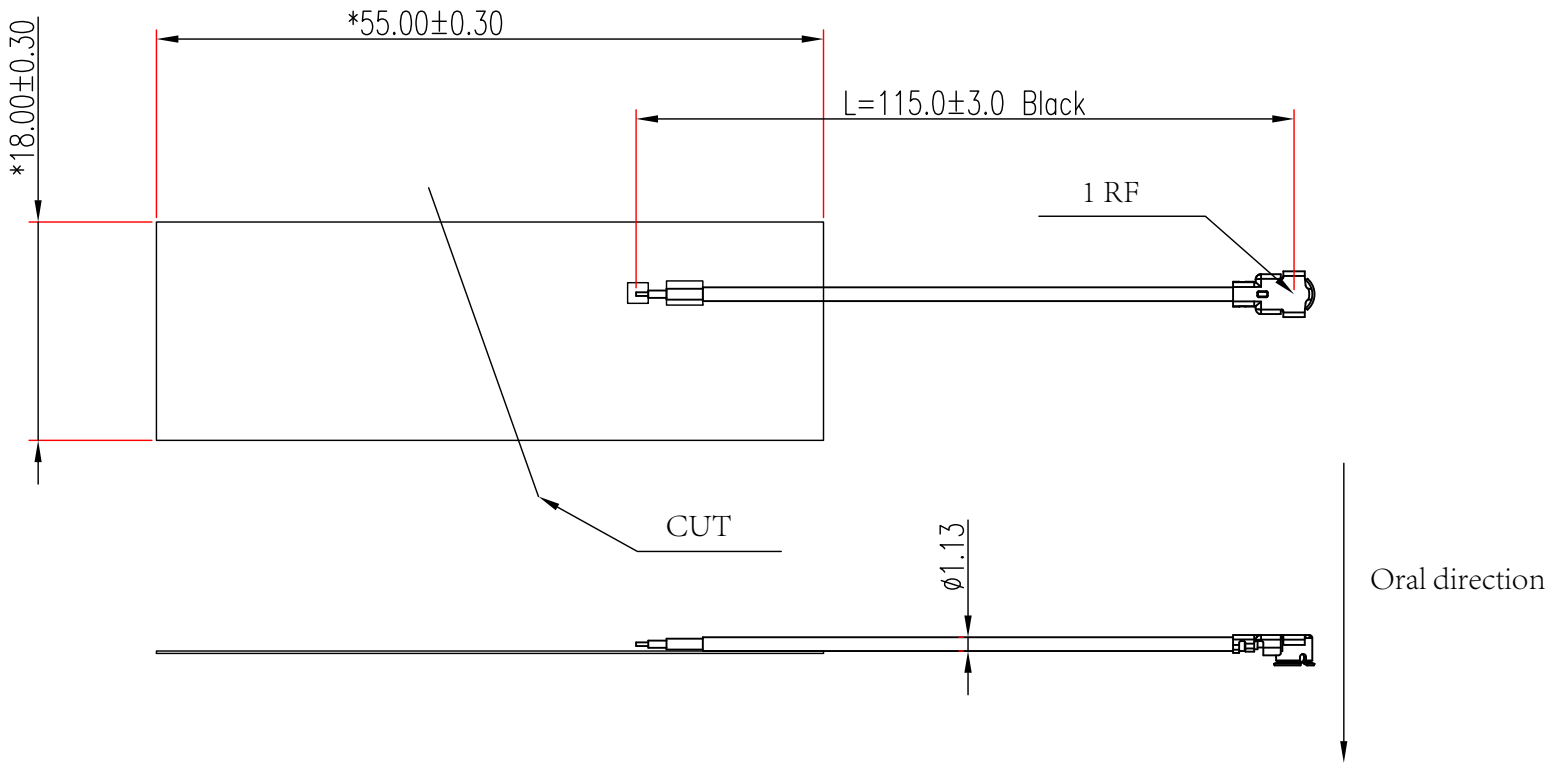

Shanghai Saintenna Wireless Technology Co.,LTD.

Third Projection			
0~3	±0.10	⌖	0.30
3~30	±0.30	○	0.30
30~50	±0.50	◎	0.30
50~80	±1.00	⊥	1.00
角度	±1°	▱	1.00
第 1 页，共 1 页			

	S1988		2025.01.03
	860-930MHz		MD mayuxue
			RF zhengzhen
	SAA32315B		
		mm	FIT , P1

Specification

1. Mechanical Specification

- Connect Type..... 1 RF
- Work Temperature..... -40~85℃
- Storage Temperature..... -40~85℃
- Salt spray tolerance..... 48H

2.Electrical Specification

- Frequency Range..... 860MHz~930MHz
- VSWR..... <3
- Efficiency..... <68.26%
- Peak Gain..... 2.85dBi
- Polarization..... Linear
- Input Impedance..... 50Ω
- Max Input Power..... 5W

Antenna matching debugging report

Shanghai Saintenna Wireless Technology Co., LTD.

Project Information

Working Band	860-930MHz
Version	V1.0
Date	2025.1.3

Tuning Instrument

Network Analyzer	Agilent E5071C
Frequency Range	100KHz ~ 8.5GHz
Test Item	Return Loss/VSWR/Smith Chart /Isolation

Typical Setup for Test System

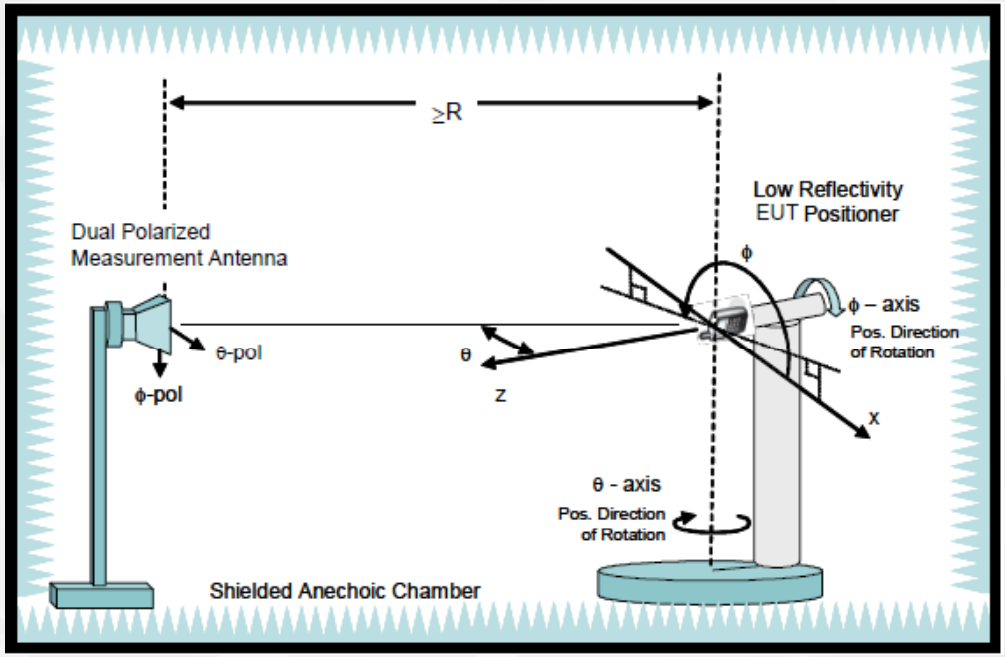

Combined-Axes System

Anechoic Chamber



Combined-Axes System

Comment: E1 plane means XZ section, E2 plane means YZ section, H plane means XY section.

Antenna Sample Description（FPC）



VSWR（FPC）

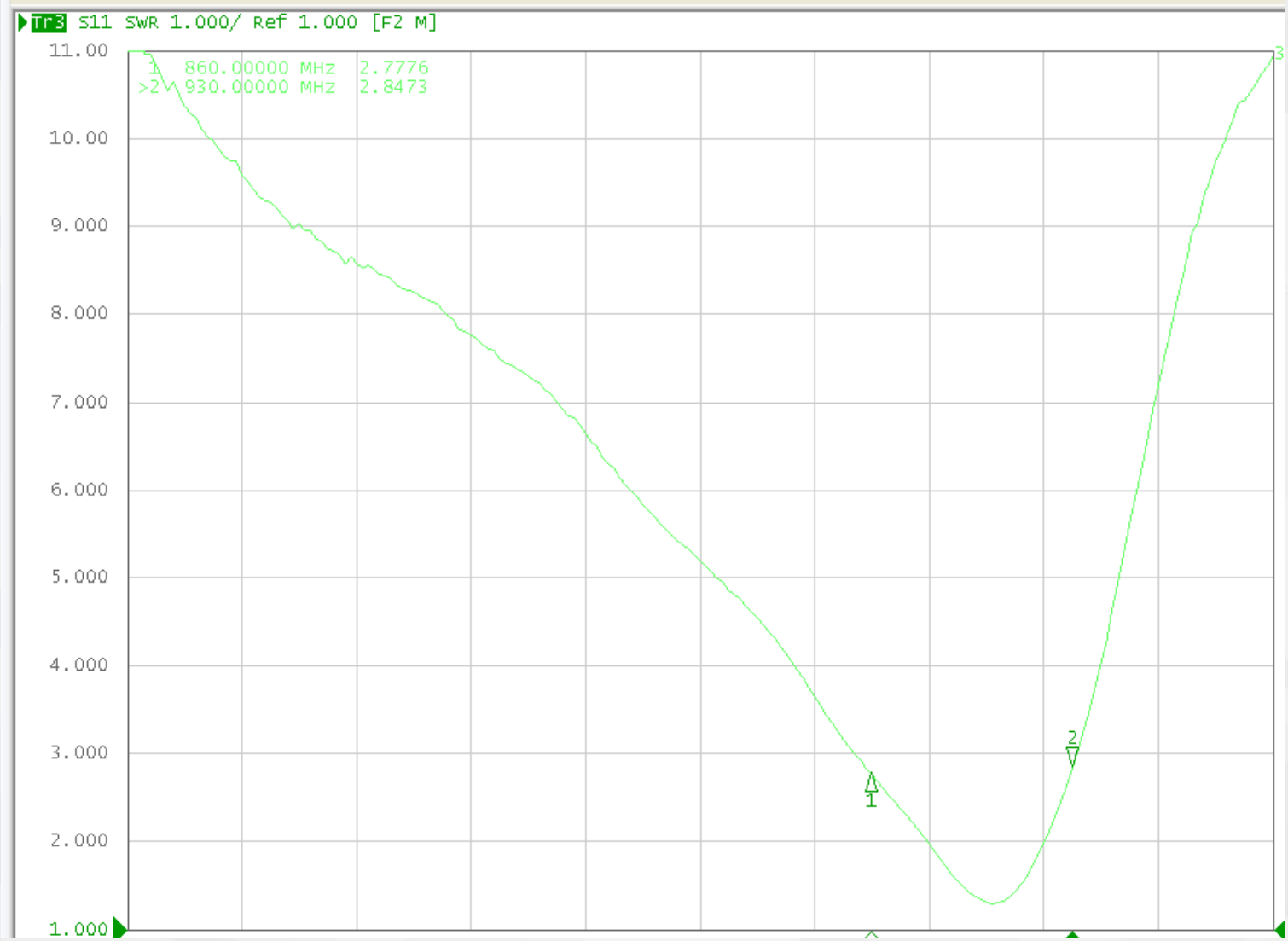
Tr3 S11 SWR 1.000/ Ref 1.000 [F2 M]
1 860.00000 MHz 2.7776
>2 930.00000 MHz 2.8473
11.00
10.00
9.000
8.000
7.000
6.000
5.000
4.000
3.000
2.000
1.000
1
2
3

smith（FPC）

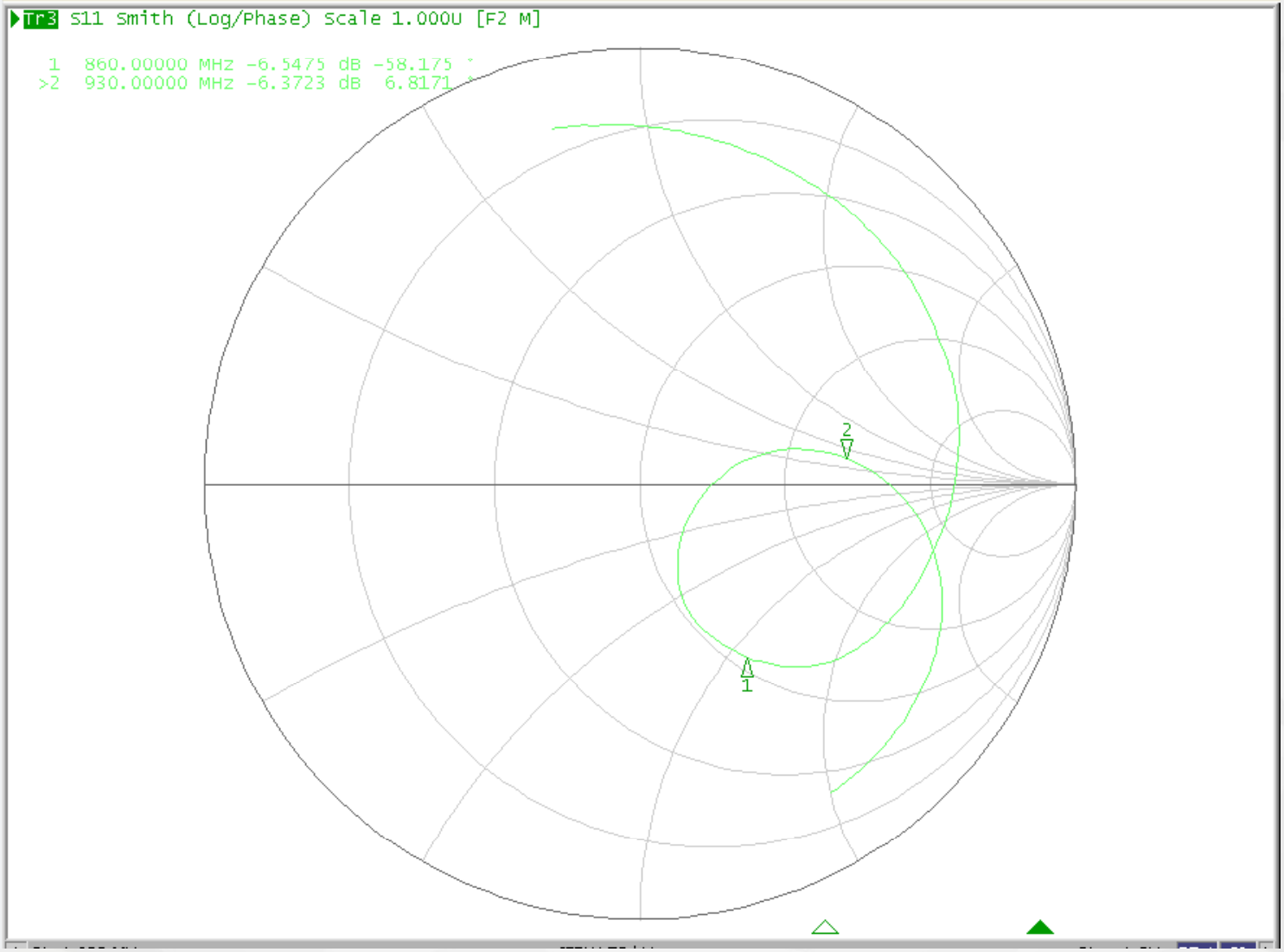
Tr3 S11 Smith (Log/Phase) Scale 1.000U [F2 M]
1 860.00000 MHz -6.5475 dB -58.175 °
>2 930.00000 MHz -6.3723 dB 6.8171 °
2
1

Test Result - Passive （FPC）

Freq. (MHz)	Gain (dBi)	Eff.
860	0.66	50.59%
870	1.5	54.49%
880	2.46	64.29%
890	2.85	68.26%
900	2.38	61.85%
910	2.13	58.38%
920	2.02	54.05%
930	1.12	48.18%
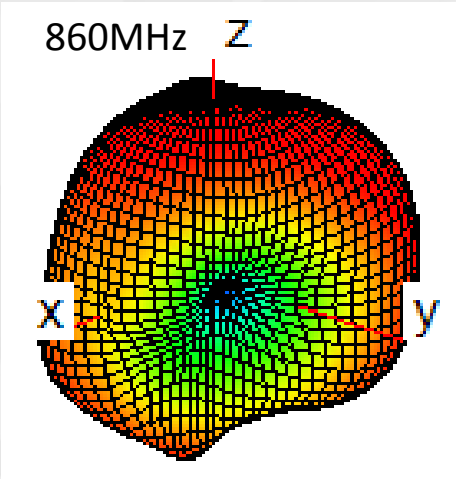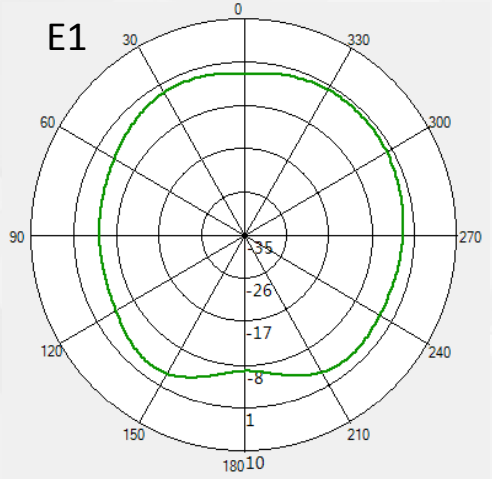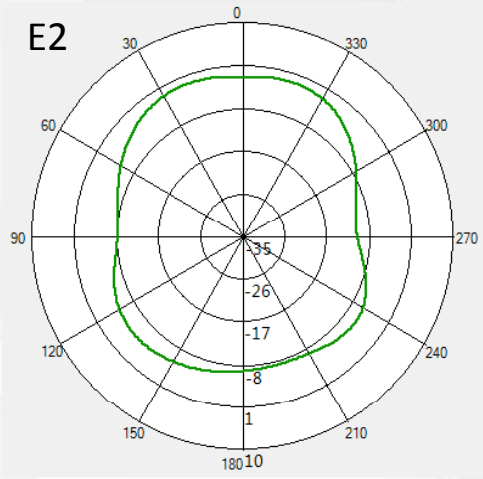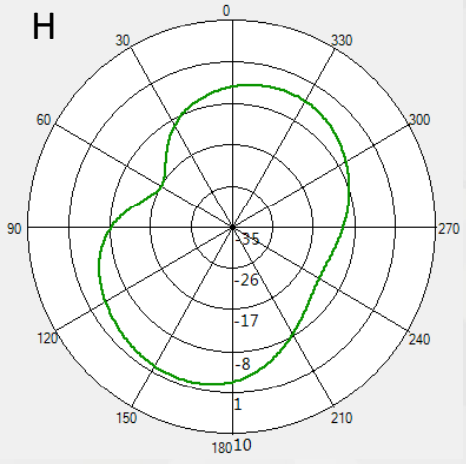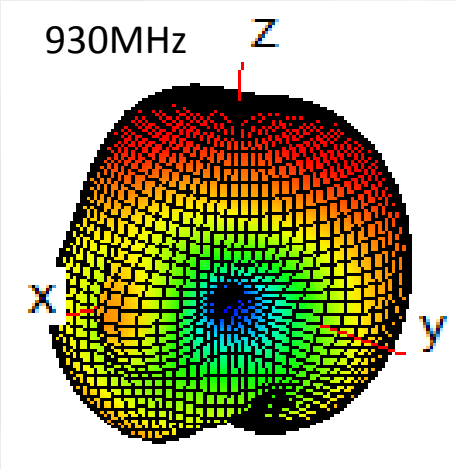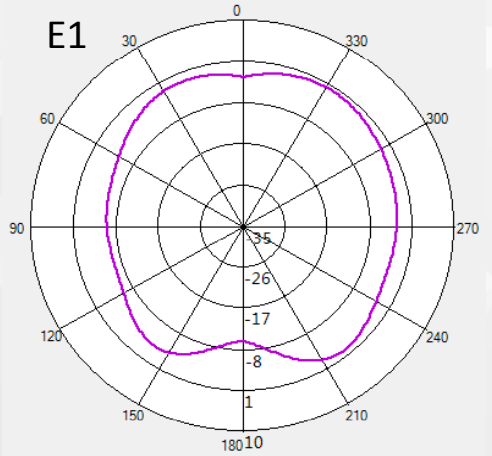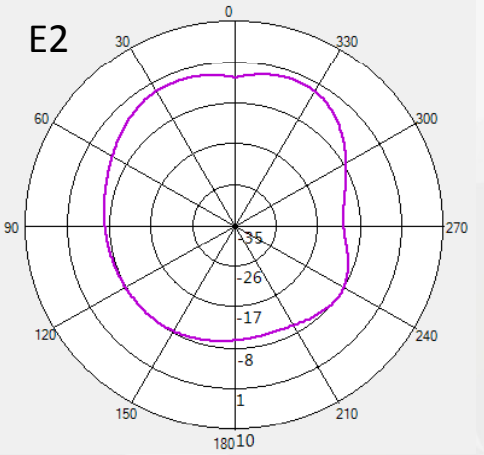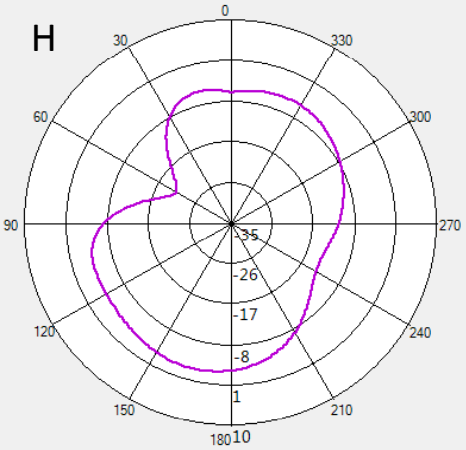
Radiation Pattern（FPC）