NO：SDN-RD-FY-2025010304

APPROVAL SHEET

Customer				
Customer P/N				
Project Name	860-930MHz Antenna			
Supplier	Shanghai Saintenna Wireless Technology Co. , Ltd.			
Saintenna P/N	SAA32315D			
ROHS Compliant	Yes			
Providing Date				
Supplier	Prepared by	Designer	QA	Approver

Address: Room 601, Building 1, No. 69 Yuanfeng Road, Baoshan District, Shanghai 200444, China

Tel：086-021-56165098; Fax：086-021-56165098

Customer	Prepared by	Checked by	Approver

Note: Signature must be confirmed by hand

CONFIDENTIAL

The information contained in this product is of a proprietary nature. It may not be reproduced without expressed written permission of Shanghai Saintenna Wireless Technology Co., Ltd.

Content

1 Cover……☑

2 Content……☑

3 Specification……☑

4 Drawing……☑

5 Electrical Report……☑

Specification

1. Mechanical Specification

- Connect Type..... RP-SMA-Male
- Work Temperature..... -40~75℃
- Storage Temperature..... -40~75℃
- Salt spray tolerance..... 48H

2.Electrical Specification

- Frequency Range..... 860MHz~930MHz
- VSWR..... <3
- Efficiency..... <51.55%
- Peak Gain..... 0.42dBi
- Polarization..... Linear
- Input Impedance..... 50Ω
- Max Input Power..... 5W

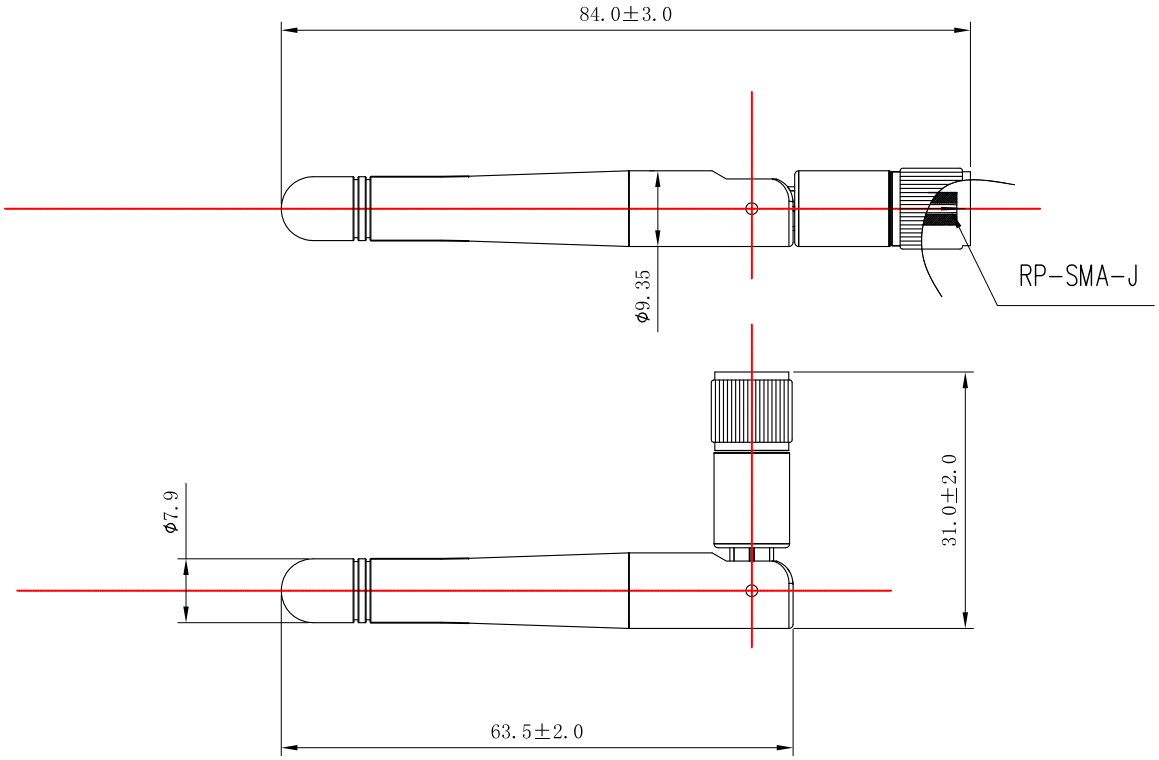

NO		Decription	QTY	Remark
5	Connector	SMA Female for 1.78mm Cable	1	
4	Cable	RG178 Cable,Beige ,50Ω	1	
3	Bottom Base	PBT+PC,Color,White	1	
2	Upper Base	PC+PBT,Color,White	1	
1	Antenna Cap	TPEE,Color,White	1	

圣丹纳 SAINTENNA

Shanghai Saintenna Wireless Technology Co.,LTD.

0～3	±0.10	⊕	0.10
3～30	±0.20	○	0.10
30～50	±0.30	◎	
50～80	±0.50	⊥	0.10
角度	±1°	▱	0.10

第 1 页，共 1 页

	S1988		2025.01.03
	860-930MHz		MD mayuxue
			RF zhengzhen
	SAA32315D		
		mm	FIT P1

Glue stick antenna commissioning report

Shanghai Saintenna Wireless Technology Co., LTD.

Project Information

Working Band	860-930MHz
Version	V1.0
Date	2025.01.03

Tuning Instrument

Network Analyzer	Agilent E5071C
Frequency Range	100KHz ~ 8.5GHz
Test Item	Return Loss/VSWR/Smith Chart /Isolation

Typical Setup for Test System

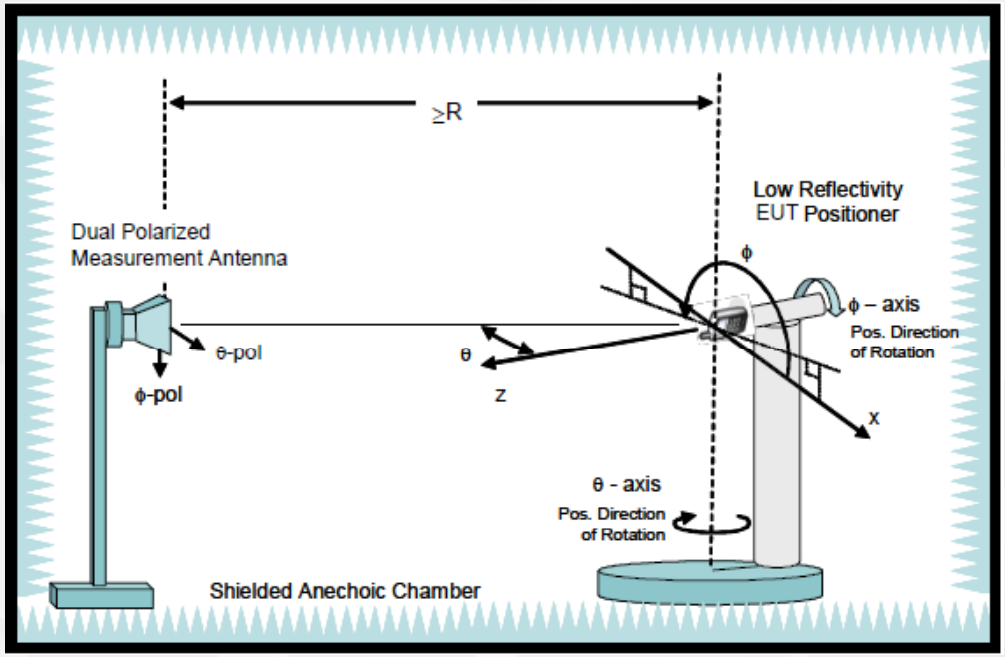

Combined-Axes System

Anechoic Chamber



Combined-Axes System

Comment: E1 plane means XZ section, E2 plane means YZ section, H plane means XY section.

Antenna Sample Description

S11

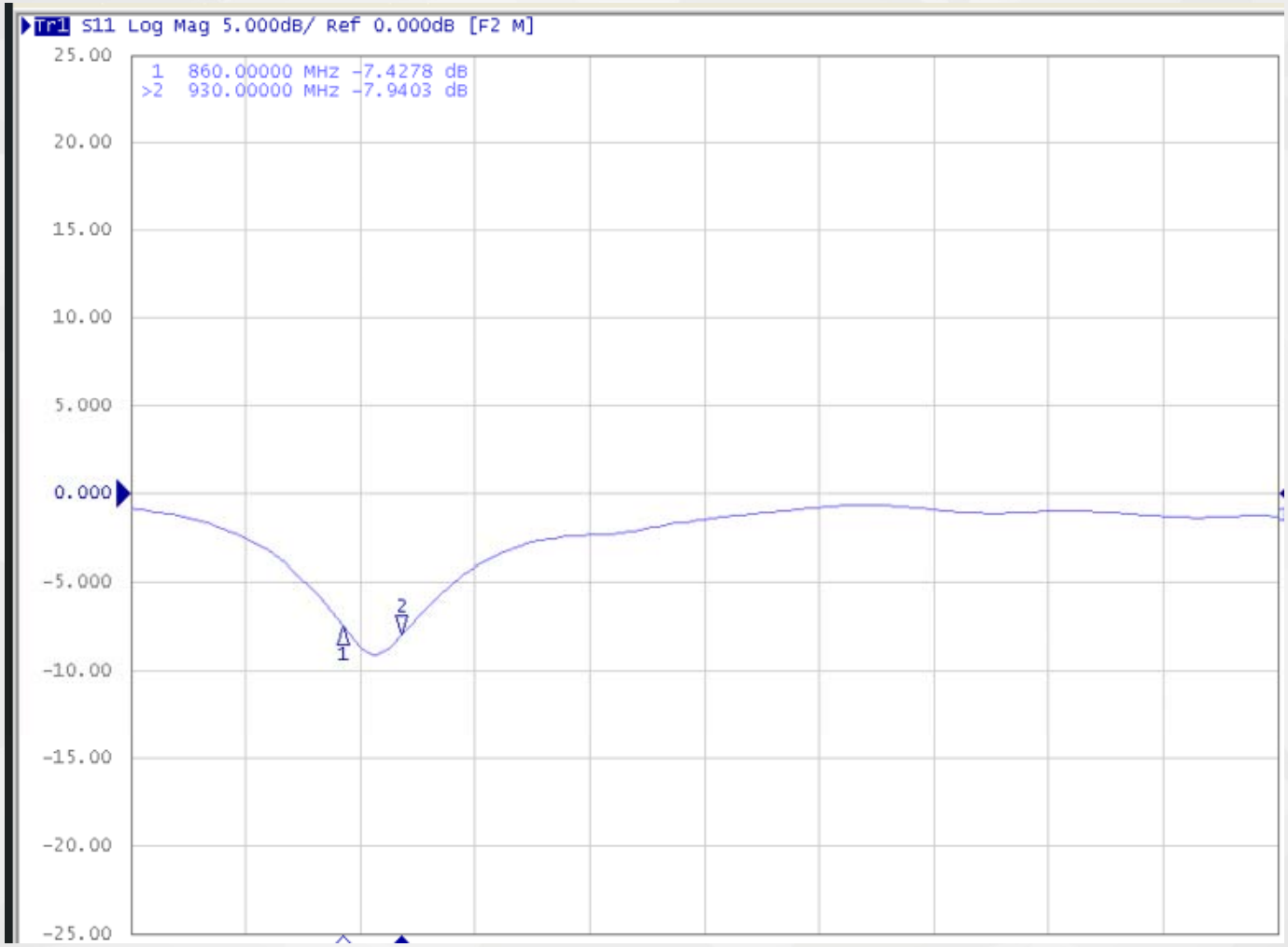
Tr1 S11 Log Mag 5.000dB/ Ref 0.000dB [F2 M]
1 860.00000 MHz -7.4278 dB
>2 930.00000 MHz -7.9403 dB
25.00
20.00
15.00
10.00
5.000
0.000
-5.000
-10.00
-15.00
-20.00
-25.00
1
2

VSWR

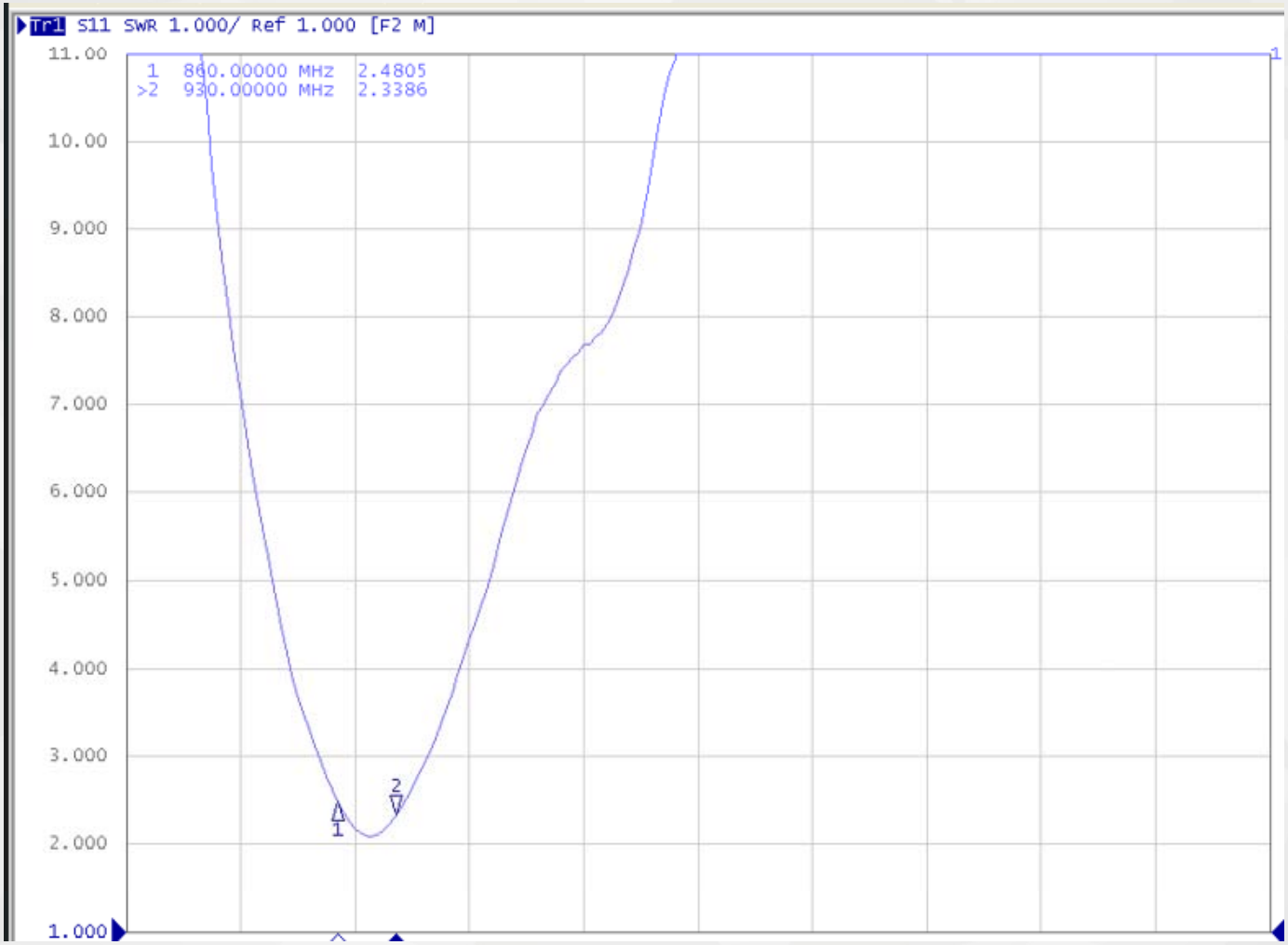
Tr1 S11 SWR 1.000/ Ref 1.000 [F2 M]
1 860.00000 MHz 2.4805
>2 930.00000 MHz 2.3386
11.00
10.00
9.000
8.000
7.000
6.000
5.000
4.000
3.000
2.000
1.000

Test Result - Passive

Freq. (MHz)	Gain (dBi)	Eff.
860	-0.59	47.3%
870	-0.45	51.21%
880	-0.22	51.55%
890	0.01	49.97%
900	-0.18	48.14%
910	0.42	50.72%
920	0.15	51.08%
930	0.31	48.87%
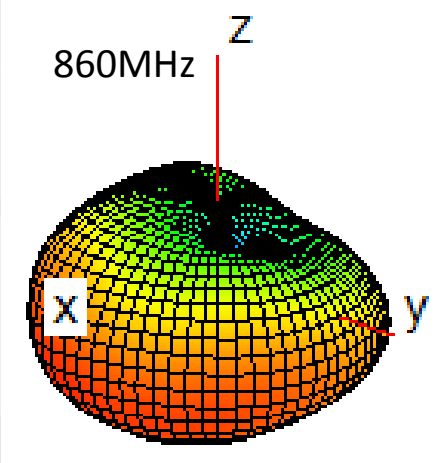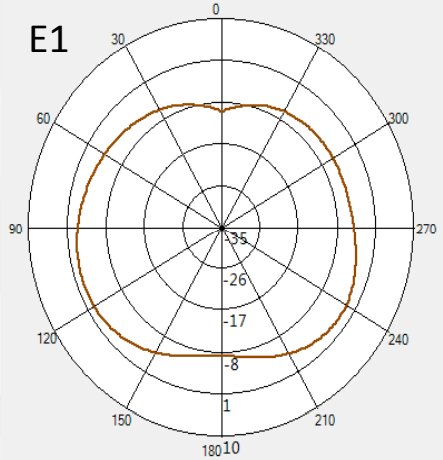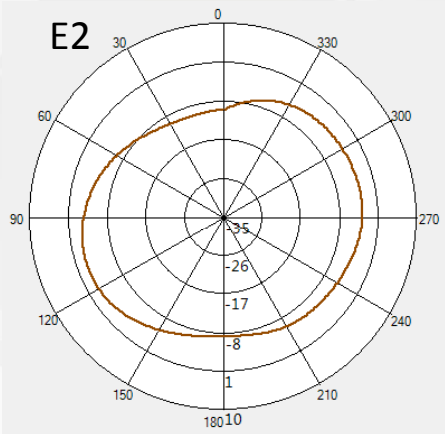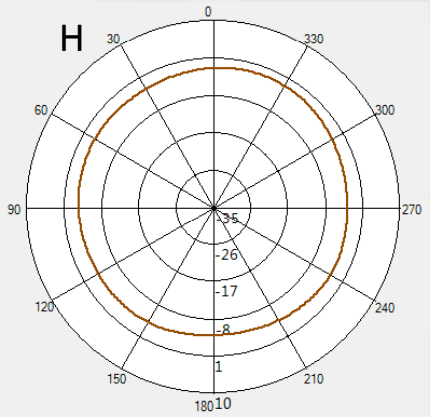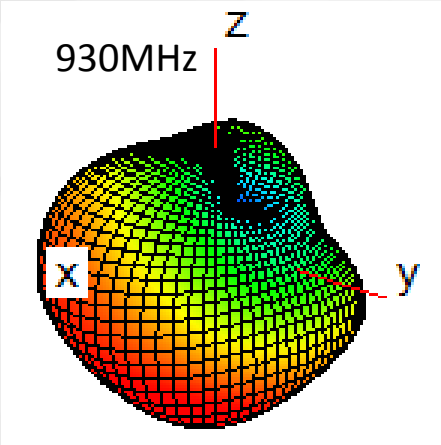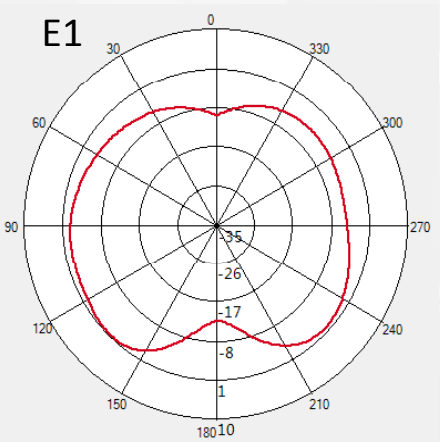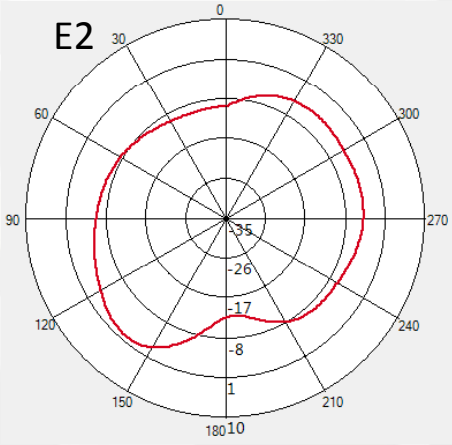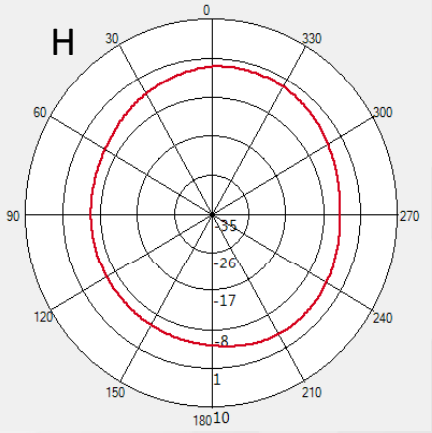
Radiation Pattern