Case No. : GTS20241029005-1-01	
Ambient Condition: 22 ℃, 49 %RH,	
Test Date: 2024.12.30	**Test Engineer:** Evan ouyang

Appendix A.1: DTS Bandwidth

Test Result

TestMode	Antenna	Frequency[MHz]	DTS BW [MHz]	FL[MHz]	FH[MHz]	Limit[MHz]	Verdict
11B	Ant1	2412	7.560	2408.960	2416.520	0.5	PASS
		2437	7.560	2433.480	2441.040	0.5	PASS
		2462	7.560	2458.000	2465.560	0.5	PASS
11G	Ant1	2412	15.080	2404.440	2419.520	0.5	PASS
		2437	14.680	2429.880	2444.560	0.5	PASS
		2462	16.120	2454.040	2470.160	0.5	PASS
11N20SISO	Ant1	2412	15.080	2404.480	2419.560	0.5	PASS
		2437	14.000	2430.520	2444.520	0.5	PASS
		2462	15.280	2454.440	2469.720	0.5	PASS
11N40SISO	Ant1	2422	35.120	2404.480	2439.600	0.5	PASS
		2437	33.840	2420.680	2454.520	0.5	PASS
		2452	33.920	2435.680	2469.600	0.5	PASS

Test Graphs

11B_Ant1_2412

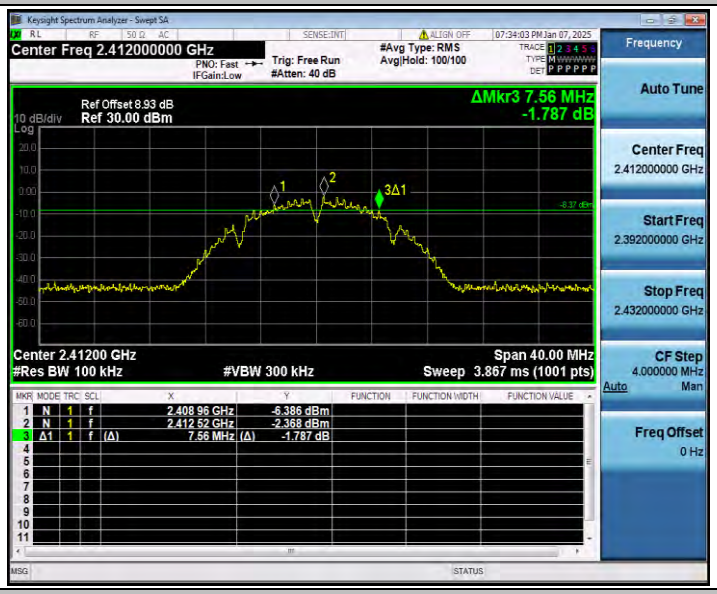

11B_Ant1_2437

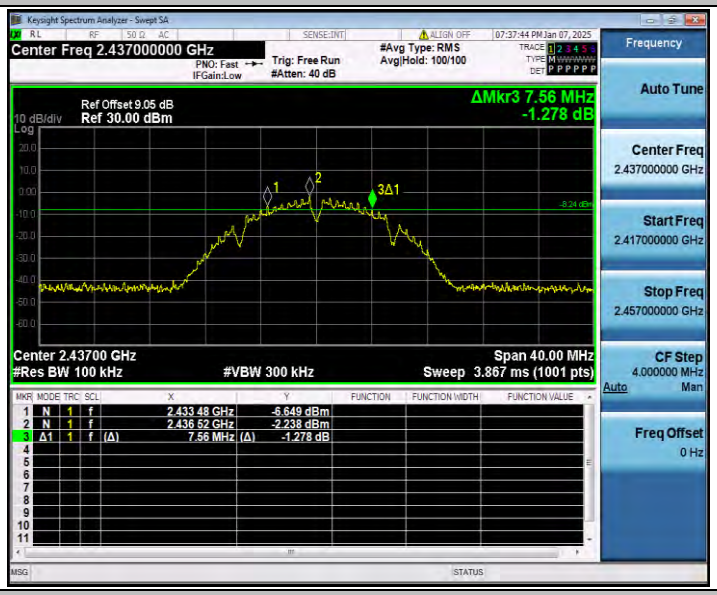

11B_Ant1_2462

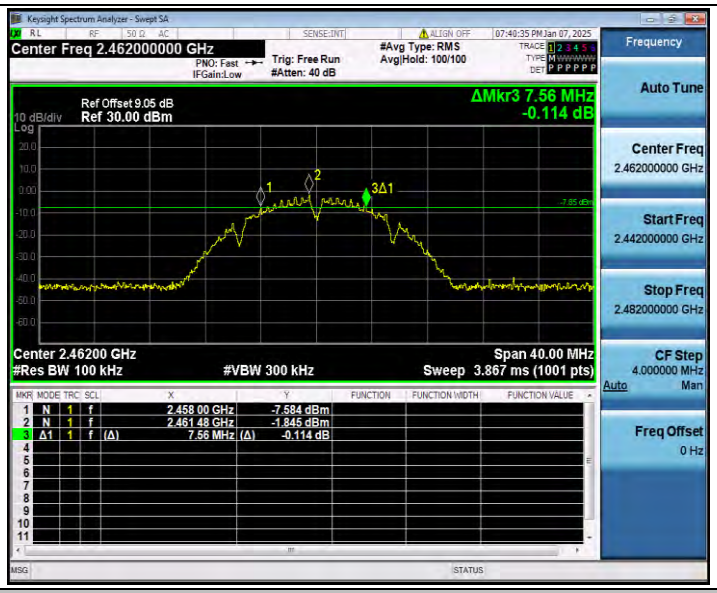

11G_Ant1_2412

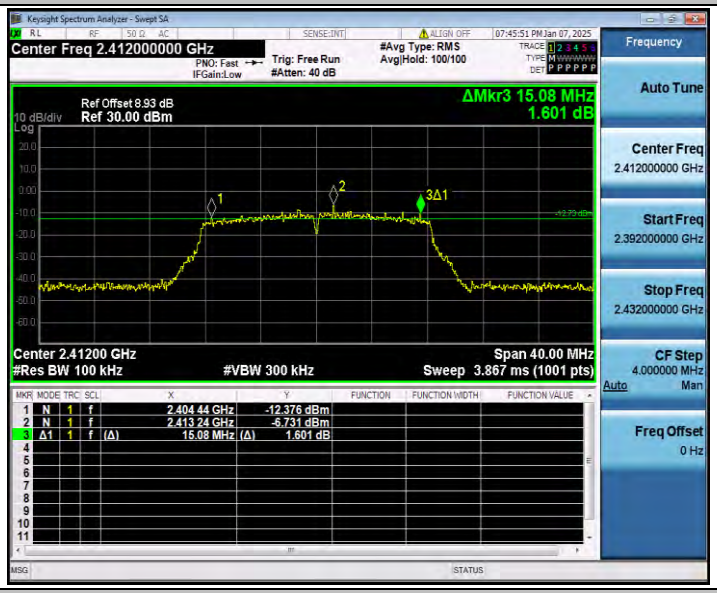

11G_Ant1_2437

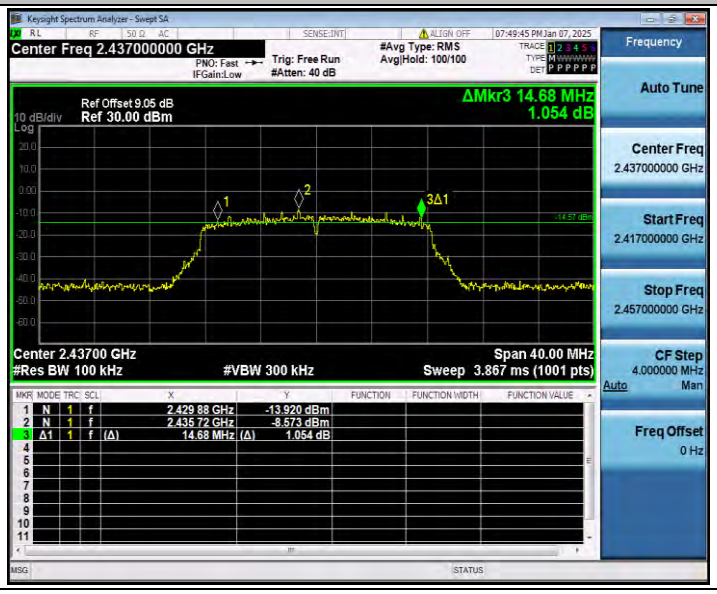

11G_Ant1_2462

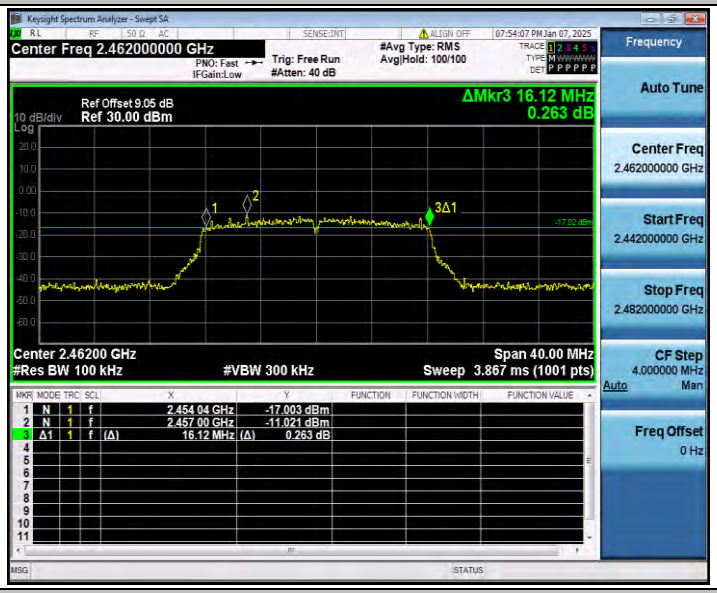

11N20SISO_Ant1_2412

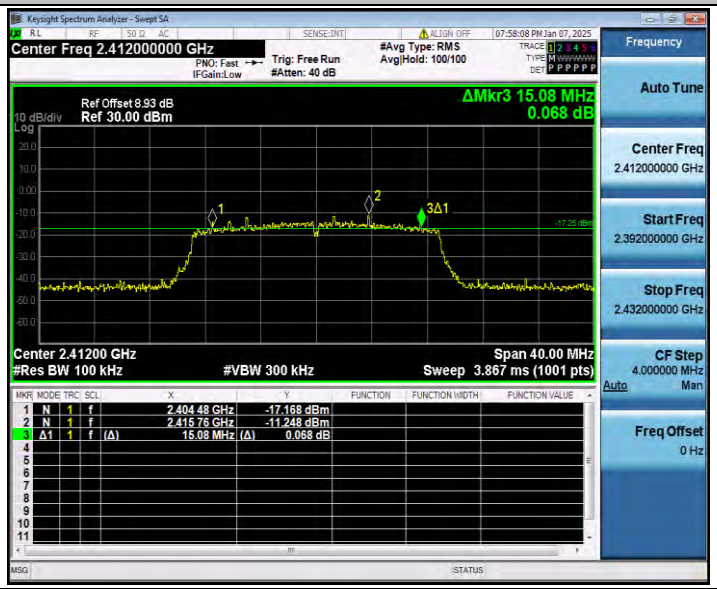

11N20SISO_Ant1_2437

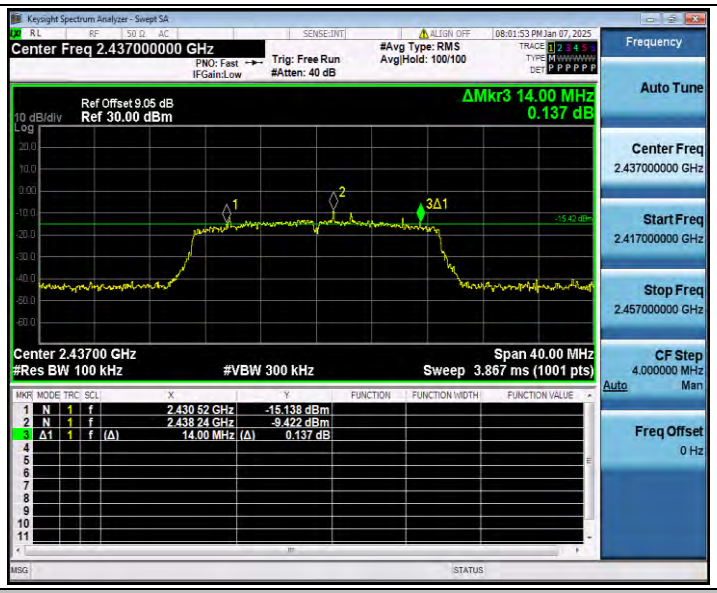

11N20SISO_Ant1_2462

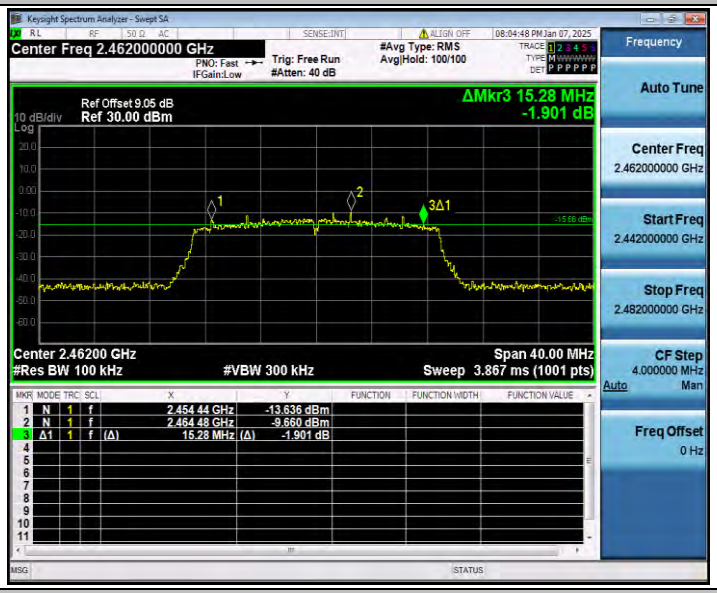

11N40SISO_Ant1_2422

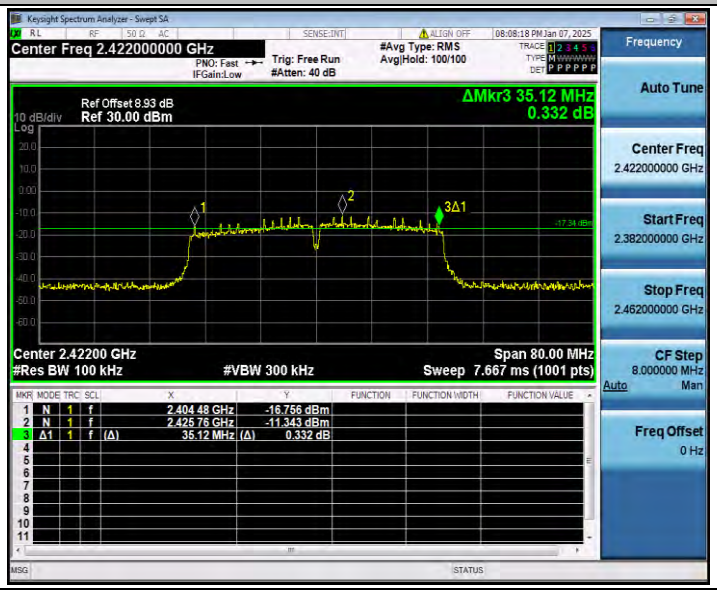

11N40SISO_Ant1_2437
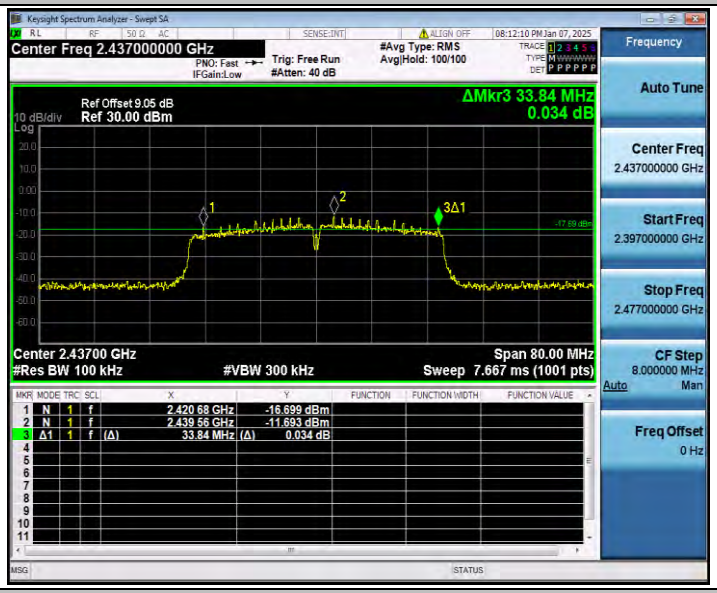

11N40SISO_Ant1_2452
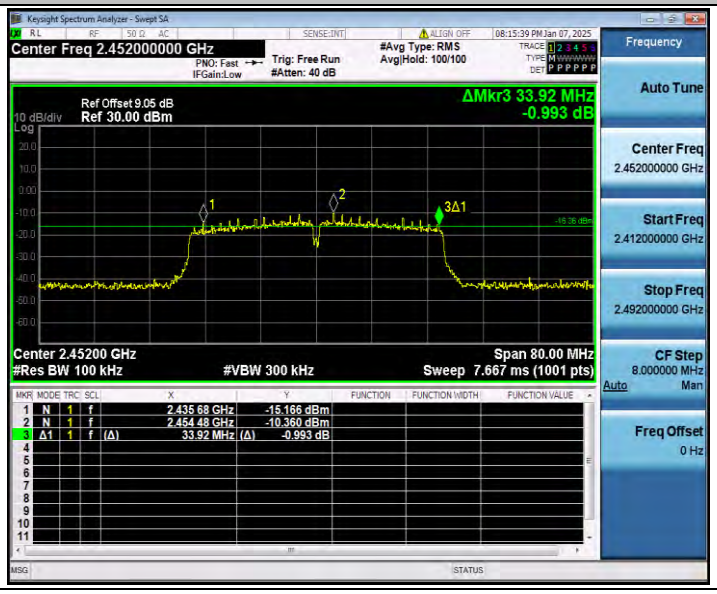

Appendix A.2: Occupied Channel Bandwidth

Test Result

TestMode	Antenna	Channel Frequency[MHz]	OCB [MHz]	FL[MHz]	FH[MHz]	Limit[MHz]	Verdict
11B	Ant1	2412	13.058	2405.5281	2418.5861	---	---
		2437	13.028	2430.5424	2443.5704	---	---
		2462	13.010	2455.5285	2468.5385	---	---
11G	Ant1	2412	16.947	2403.5640	2420.5110	---	---
		2437	16.857	2428.6370	2445.4940	---	---
		2462	16.881	2453.5792	2470.4602	---	---
11N20SISO	Ant1	2412	17.994	2403.0607	2421.0547	---	---
		2437	17.911	2428.0828	2445.9938	---	---
		2462	17.904	2453.1149	2471.0189	---	---
11N40SISO	Ant1	2422	36.371	2404.0050	2440.3760	---	---
		2437	36.302	2418.9813	2455.2833	---	---
		2452	36.284	2433.9138	2470.1978	---	---

Test Graphs

11B_Ant1_2412

11B_Ant1_2437

11B_Ant1_2462

11G_Ant1_2412

11G_Ant1_2437

11G_Ant1_2462

11N20SISO_Ant1_2412

11N20SISO_Ant1_2437

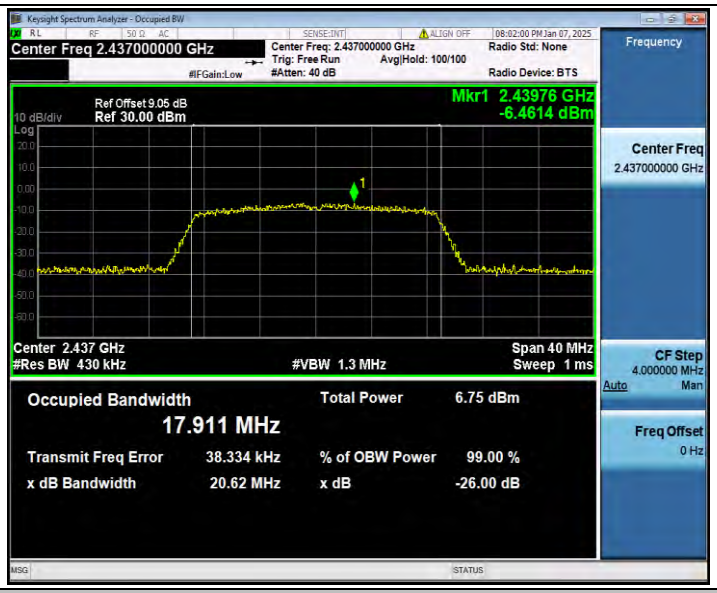

11N20SISO_Ant1_2462

11N40SISO_Ant1_2422

11N40SISO_Ant1_2437

11N40SISO_Ant1_2452

Appendix A.3: Maximum conducted output power

Test Mode	Antenna	Frequency[MHz]	Peak power [dBm]	Limit [dBm]	Verdict
11B	Ant1	2412	8.95	≤30.00	PASS
		2437	8.81	≤30.00	PASS
		2462	8.41	≤30.00	PASS
11G	Ant1	2412	8.36	≤30.00	PASS
		2437	8.93	≤30.00	PASS
		2462	8.18	≤30.00	PASS
11N20SISO	Ant1	2412	8.90	≤30.00	PASS
		2437	8.95	≤30.00	PASS
		2462	8.27	≤30.00	PASS
11N40SISO	Ant1	2422	8.22	≤30.00	PASS
		2437	8.43	≤30.00	PASS
		2452	8.73	≤30.00	PASS

Appendix A.4: Maximum power spectral density

Test Result

TestMode	Antenna	Frequency[MHz]	Result[dBm/3-100kHz]	Limit[dBm/3kHz]	Verdict
11B	Ant1	2412	-17.26	≤8.00	PASS
		2437	-15.88	≤8.00	PASS
		2462	-16.28	≤8.00	PASS
11G	Ant1	2412	-23.41	≤8.00	PASS
		2437	-22.21	≤8.00	PASS
		2462	-22.74	≤8.00	PASS
11N20SISO	Ant1	2412	-23.96	≤8.00	PASS
		2437	-22.96	≤8.00	PASS
		2462	-22.60	≤8.00	PASS
11N40SISO	Ant1	2422	-25.39	≤8.00	PASS
		2437	-22.87	≤8.00	PASS
		2452	-23.21	≤8.00	PASS

Test Graphs

11B_Ant1_2412

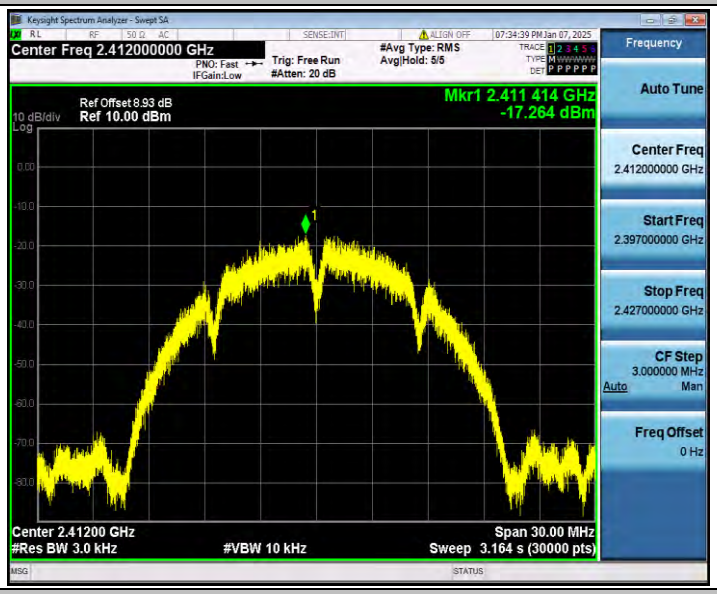

11B_Ant1_2437

11B_Ant1_2462

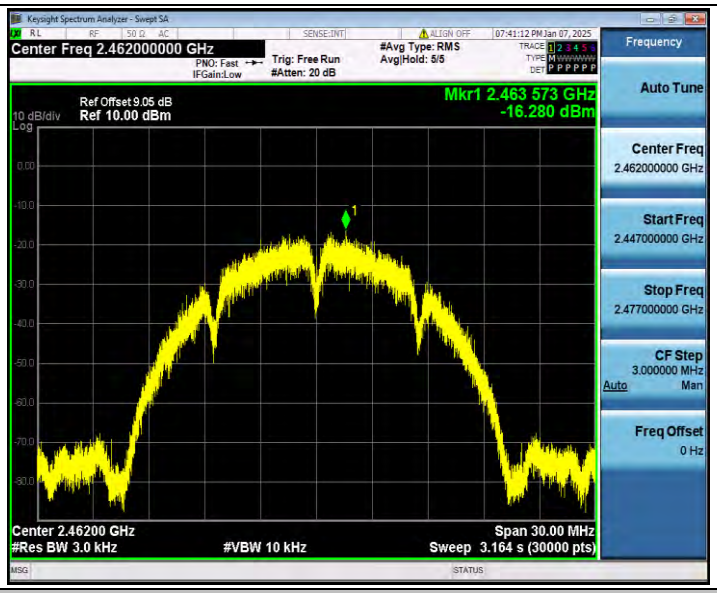

11G_Ant1_2412

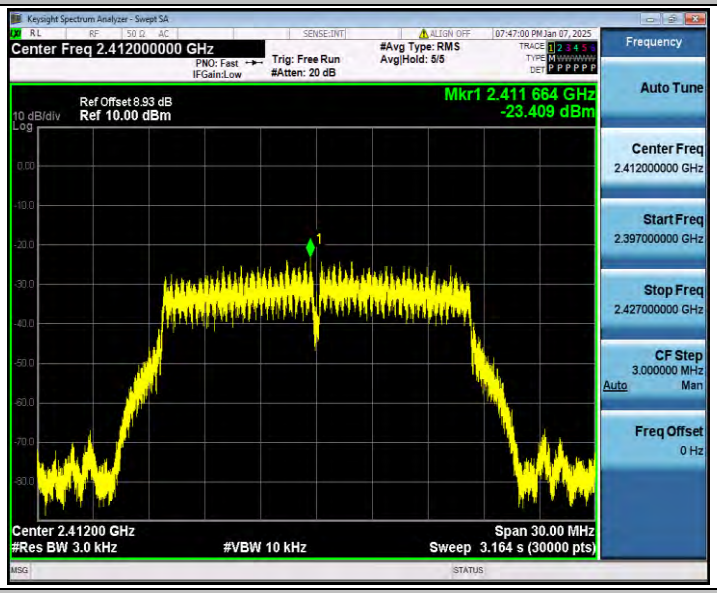

11G_Ant1_2437

11G_Ant1_2462

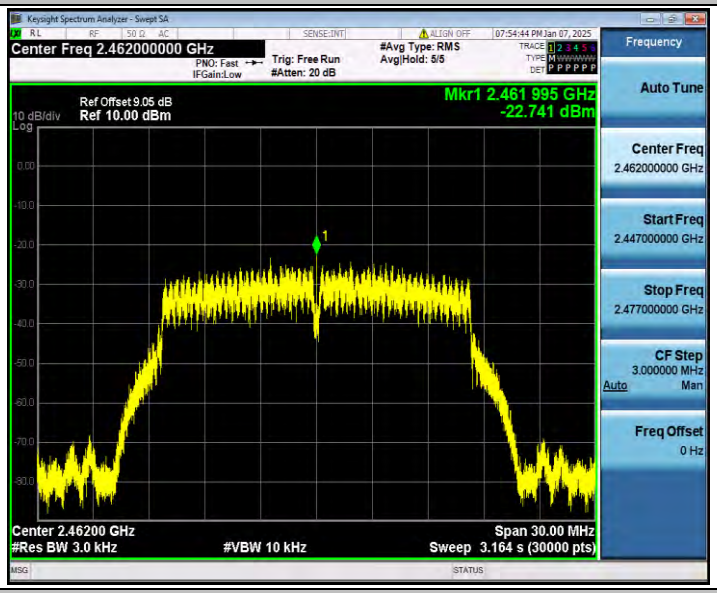

11N20SISO_Ant1_2412

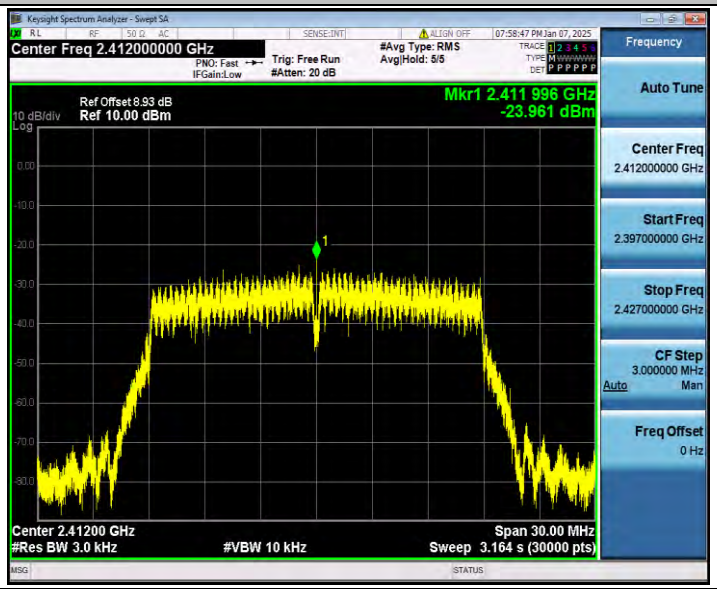

11N20SISO_Ant1_2437

11N20SISO_Ant1_2462

11N40SISO_Ant1_2422

11N40SISO_Ant1_2437

11N40SISO_Ant1_2452
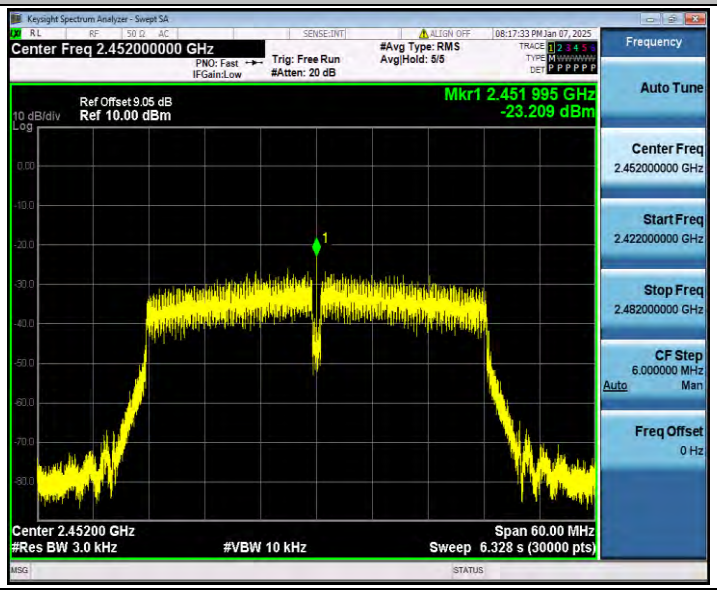

Appendix A.5: Band edge measurements

Test Result

TestMode	Antenna	ChName	Frequency[MHz]	RefLevel[dBm]	Result[dBm]	Limit[dBm]	Verdict
11B	Ant1	Low	2412	-2.20	-50.04	≤-22.2	PASS
		High	2462	-1.98	-49.34	≤-21.98	PASS
11G	Ant1	Low	2412	-9.48	-49.71	≤-29.48	PASS
		High	2462	-9.24	-49.43	≤-29.24	PASS
11N20SISO	Ant1	Low	2412	-11.31	-49.28	≤-31.31	PASS
		High	2462	-9.22	-49.13	≤-29.22	PASS
11N40SISO	Ant1	Low	2422	-11.00	-49.93	≤-31	PASS
		High	2452	-11.69	-48.04	≤-31.69	PASS

Test Graphs

11B_Ant1_Low_2412

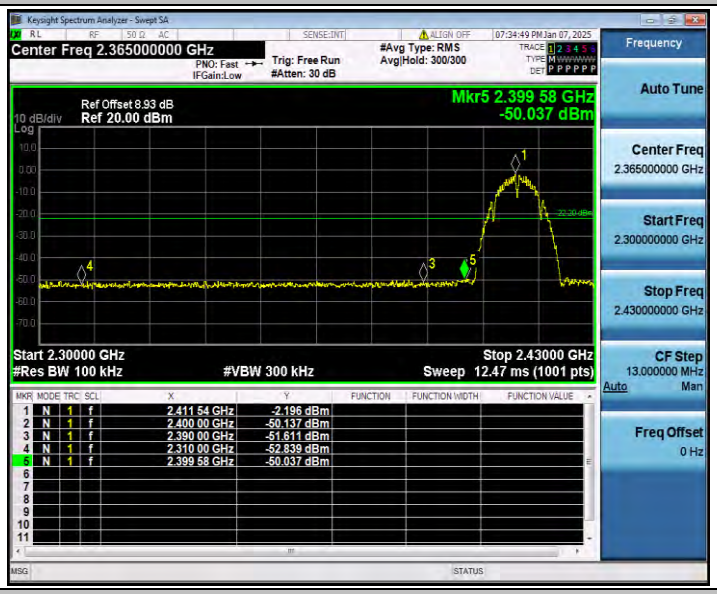

11B_Ant1_High_2462

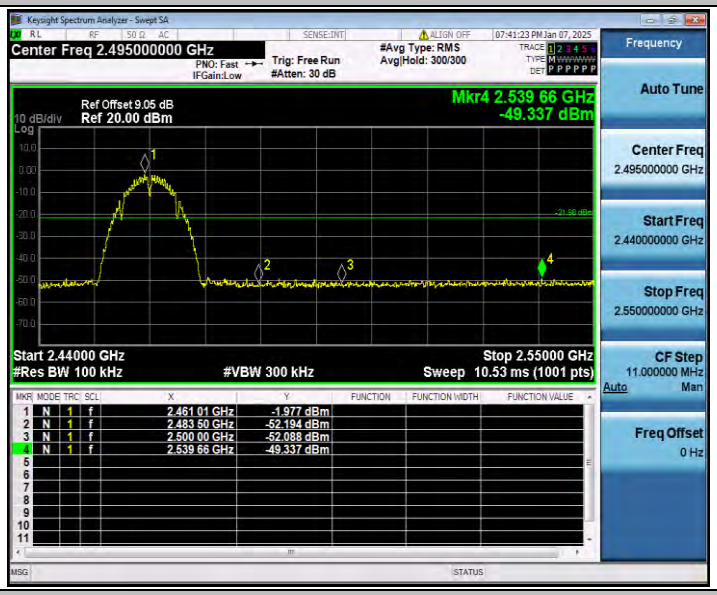

11G_Ant1_Low_2412

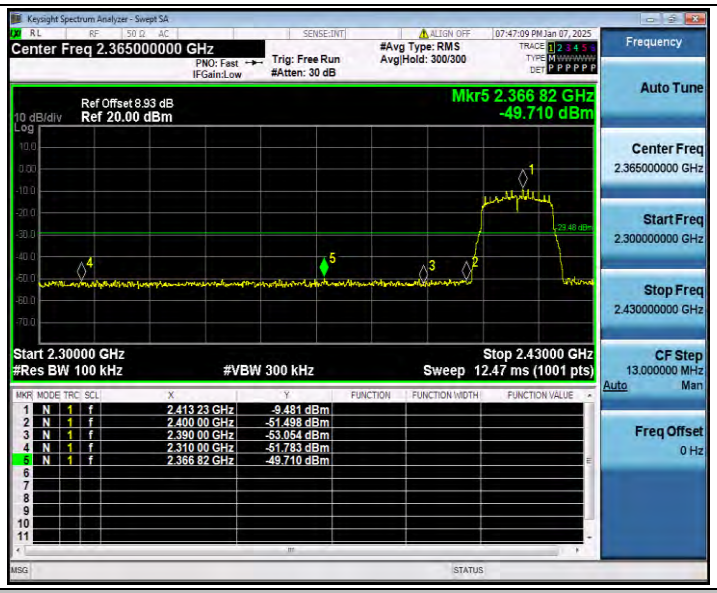

11G_Ant1_High_2462

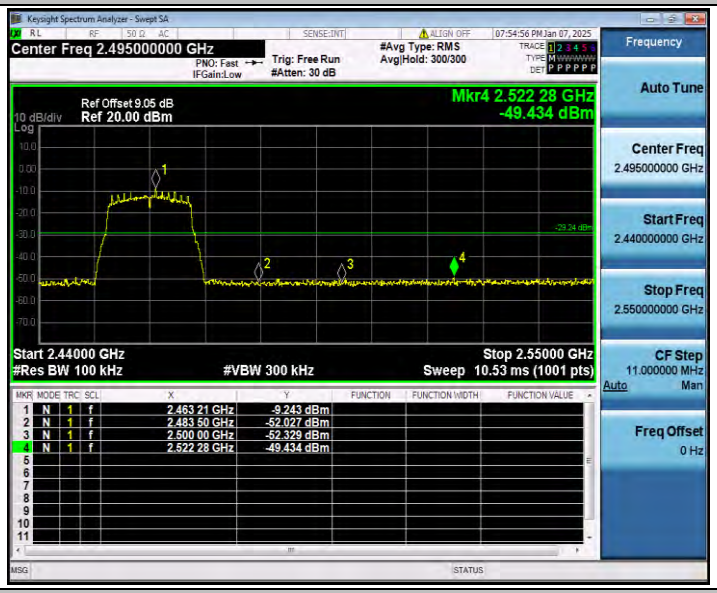

11N20SISO_Ant1_Low_2412

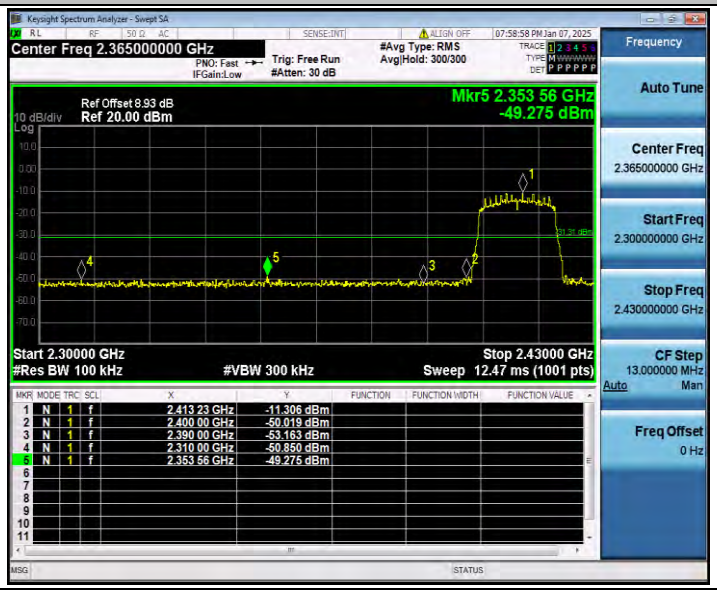

11N20SISO_Ant1_High_2462

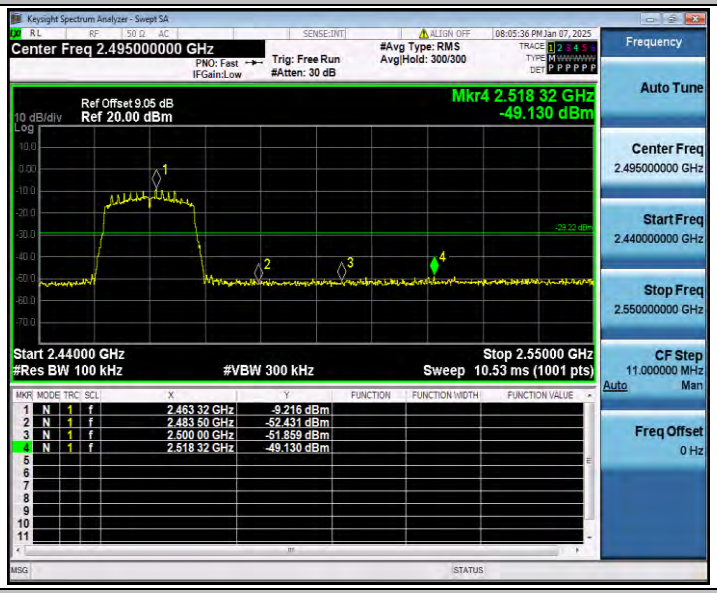

11N40SISO_Ant1_Low_2422

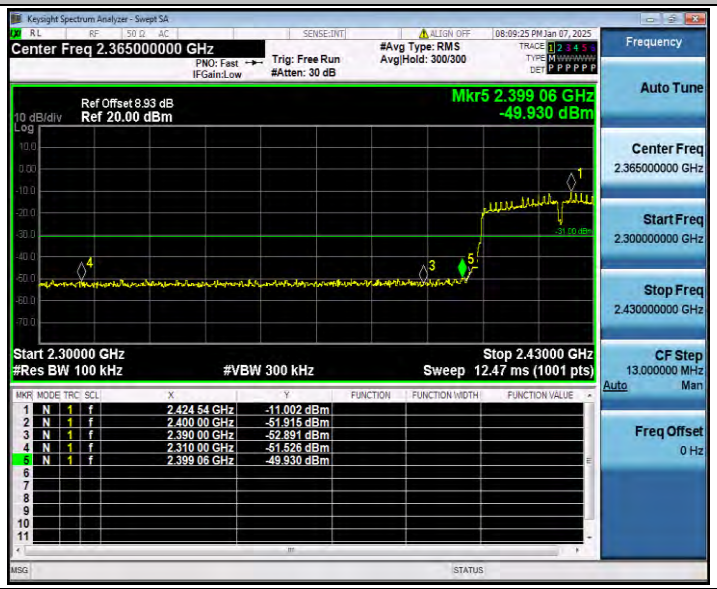

11N40SISO_Ant1_High_2452

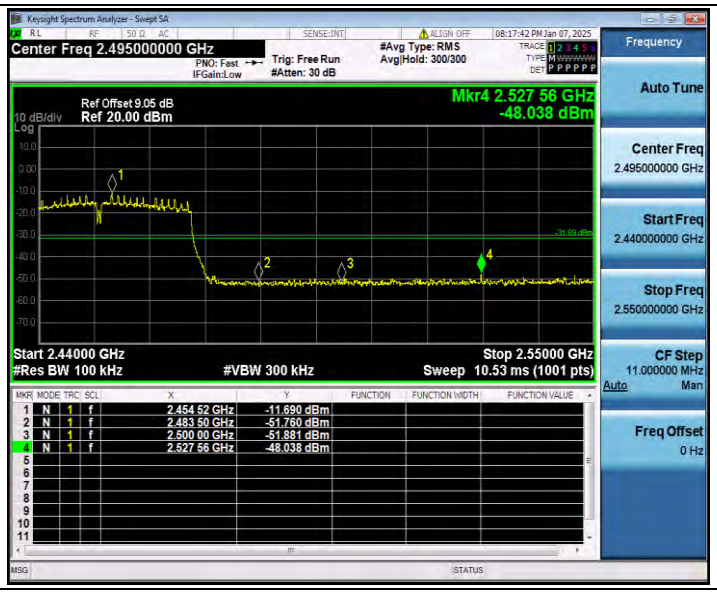
Keysight Spectrum Analyzer - Swept SA
Center Freq 2.495000000 GHz
PNO: Fast
IFGain:Low
Trig: Free Run
#Atten: 30 dB
#Avg Type: RMS
Avg|Hold: 300/300
08:17:42 PM Jan 07, 2025
Frequency
Auto Tune
Center Freq
2.495000000 GHz
Start Freq
2.440000000 GHz
Stop Freq
2.550000000 GHz
CF Step
11.000000 MHz
Auto
Man
Freq Offset
0 Hz
Ref Offset 9.05 dB
10 dB/div
Ref 20.00 dBm
Log
Mkr4 2.527 56 GHz
-48.038 dBm
Start 2.44000 GHz
#Res BW 100 kHz
#VBW 300 kHz
Stop 2.55000 GHz
Sweep 10.53 ms (1001 pts)
1 N 1 f 2.454 52 GHz -11.690 dBm
2 N 1 f 2.483 50 GHz -51.760 dBm
3 N 1 f 2.500 00 GHz -51.881 dBm
4 N 1 f 2.527 56 GHz -48.038 dBm

Appendix A.6: Conducted Spurious Emission

Test Result

TestMode	Antenna	Frequency[MHz]	FreqRange [Mhz]	RefLevel [dBm]	Result [dBm]	Limit [dBm]	Verdict
11B	Ant1	2412	Reference	-3.95	-3.95	---	PASS
			30~1000	-3.95	-61.11	≤-23.95	PASS
			1000~26500	-3.95	-47.89	≤-23.95	PASS
		2437	Reference	-4.36	-4.36	---	PASS
			30~1000	-4.36	-60.32	≤-24.36	PASS
			1000~26500	-4.36	-47.34	≤-24.36	PASS
		2462	Reference	-4.02	-4.02	---	PASS
			30~1000	-4.02	-60.72	≤-24.02	PASS
			1000~26500	-4.02	-47.64	≤-24.02	PASS
11G	Ant1	2412	Reference	-11.62	-11.62	---	PASS
			30~1000	-11.62	-60.9	≤-31.62	PASS
			1000~26500	-11.62	-47.65	≤-31.62	PASS
		2437	Reference	-13.45	-13.45	---	PASS
			30~1000	-13.45	-59.48	≤-33.45	PASS
			1000~26500	-13.45	-47.59	≤-33.45	PASS
		2462	Reference	-13.05	-13.05	---	PASS
			30~1000	-13.05	-60.63	≤-33.05	PASS
			1000~26500	-13.05	-47.29	≤-33.05	PASS
11N20SISO	Ant1	2412	Reference	-10.18	-10.18	---	PASS
			30~1000	-10.18	-60.59	≤-30.18	PASS
			1000~26500	-10.18	-47.22	≤-30.18	PASS
		2437	Reference	-10.49	-10.49	---	PASS
			30~1000	-10.49	-60	≤-30.49	PASS
			1000~26500	-10.49	-46.65	≤-30.49	PASS
		2462	Reference	-12.99	-12.99	---	PASS
			30~1000	-12.99	-59.75	≤-32.99	PASS
			1000~26500	-12.99	-47.39	≤-32.99	PASS
11N40SISO	Ant1	2422	Reference	-12.40	-12.40	---	PASS
			30~1000	-12.40	-60.38	≤-32.4	PASS
			1000~26500	-12.40	-47.59	≤-32.4	PASS
		2437	Reference	-14.41	-14.41	---	PASS
			30~1000	-14.41	-60.71	≤-34.41	PASS
			1000~26500	-14.41	-47.56	≤-34.41	PASS
		2452	Reference	-12.50	-12.50	---	PASS
			30~1000	-12.50	-60.53	≤-32.5	PASS
			1000~26500	-12.50	-48.27	≤-32.5	PASS

Test Graphs

11B_Ant1_2412_0~Reference

11B_Ant1_2412_30~1000

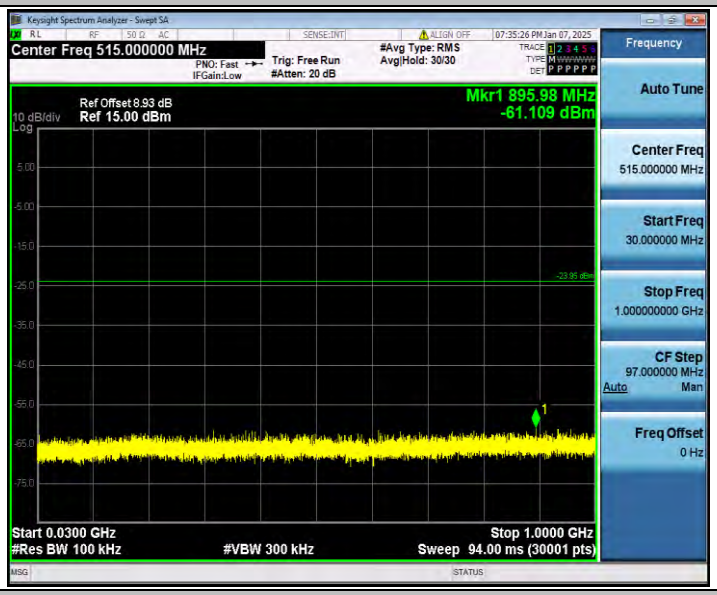

11B_Ant1_2412_1000~26500

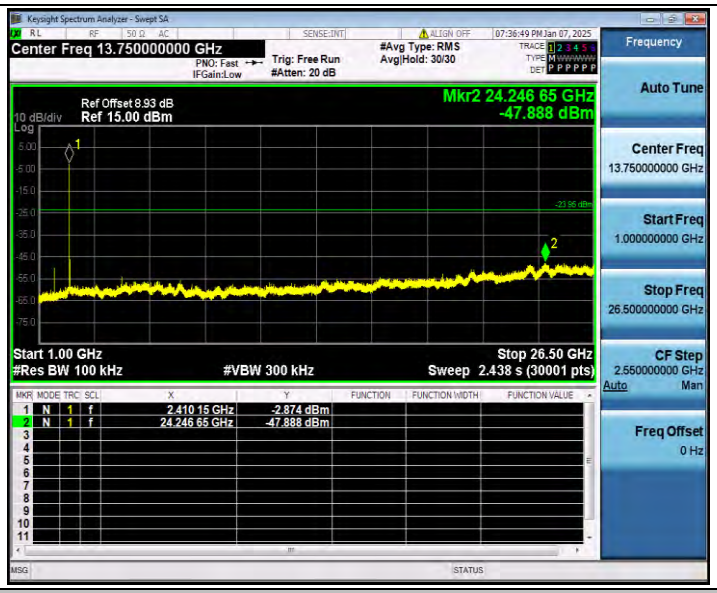

11B_Ant1_2437_0~Reference

11B_Ant1_2437_30~1000

11B_Ant1_2437_1000~26500

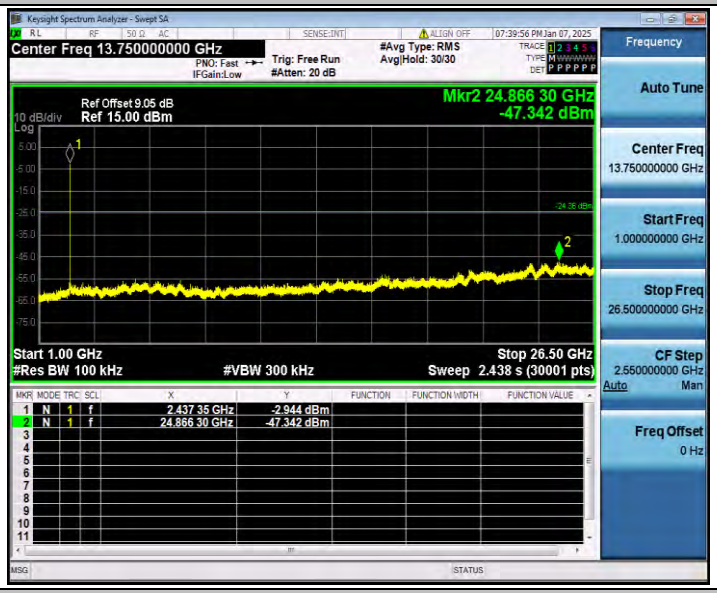

11B_Ant1_2462_0~Reference

11B_Ant1_2462_30~1000

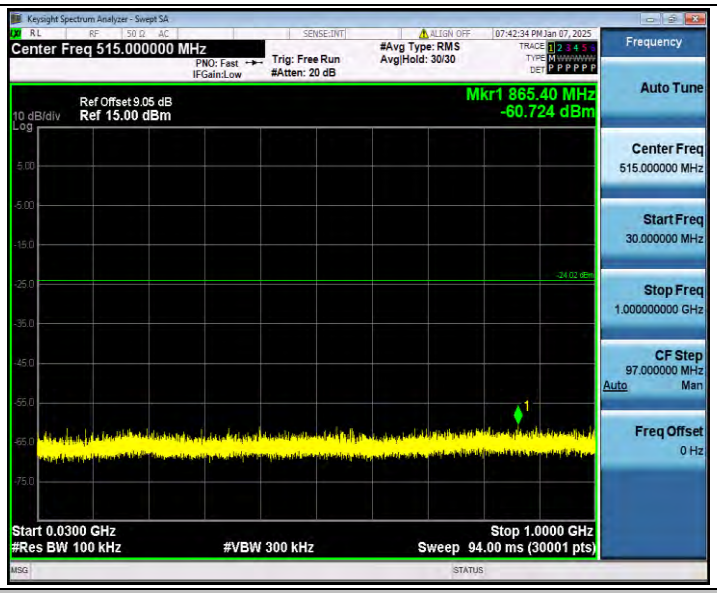

11B_Ant1_2462_1000~26500

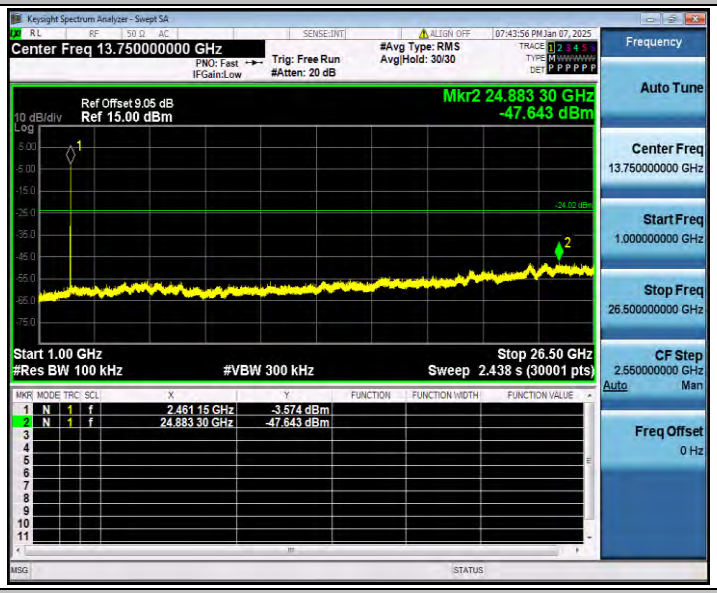

11G_Ant1_2412_0~Reference

11G_Ant1_2412_30~1000

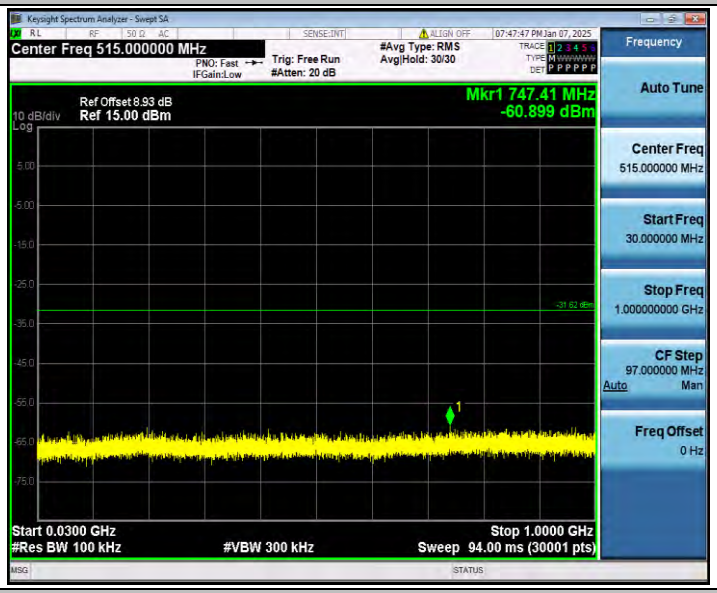

11G_Ant1_2412_1000~26500

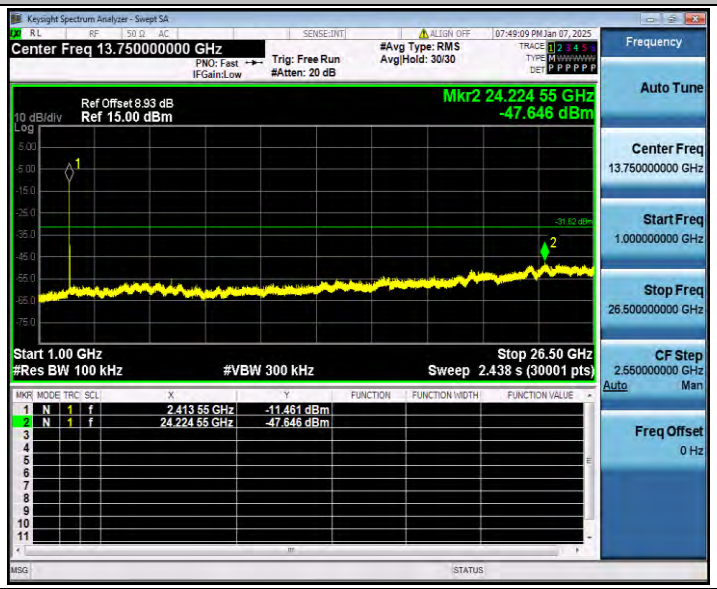

11G_Ant1_2437_0~Reference

11G_Ant1_2437_30~1000

11G_Ant1_2437_1000~26500

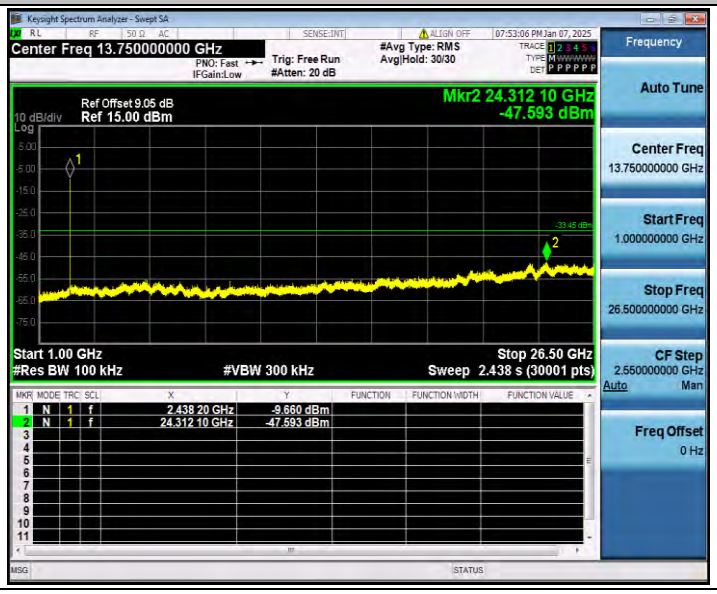

11G_Ant1_2462_0~Reference

11G_Ant1_2462_30~1000

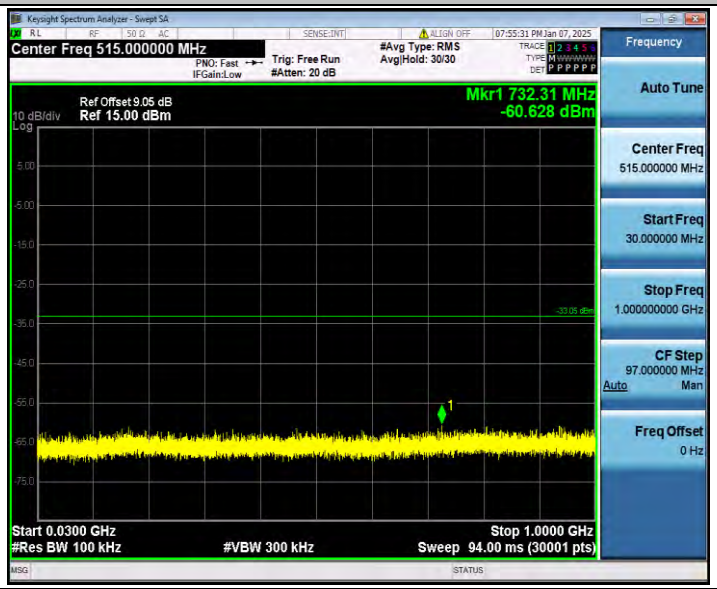

11G_Ant1_2462_1000~26500

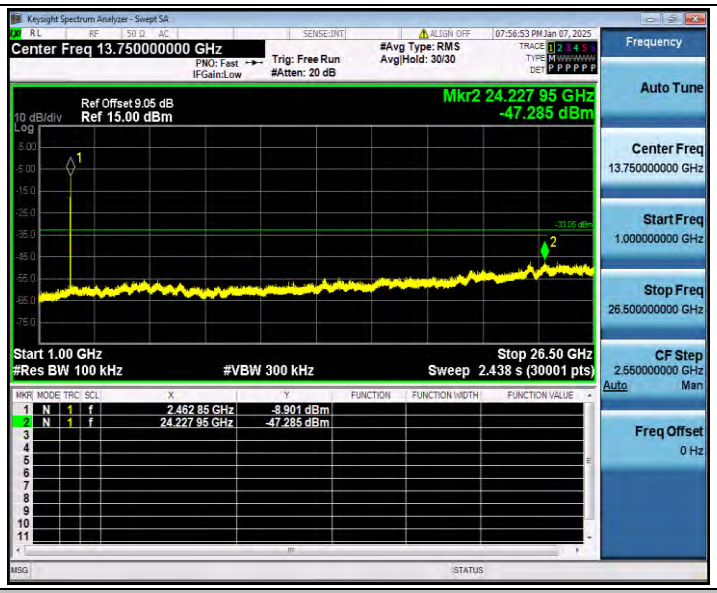

11N20SISO_Ant1_2412_0~Reference

11N20SISO_Ant1_2412_30~1000

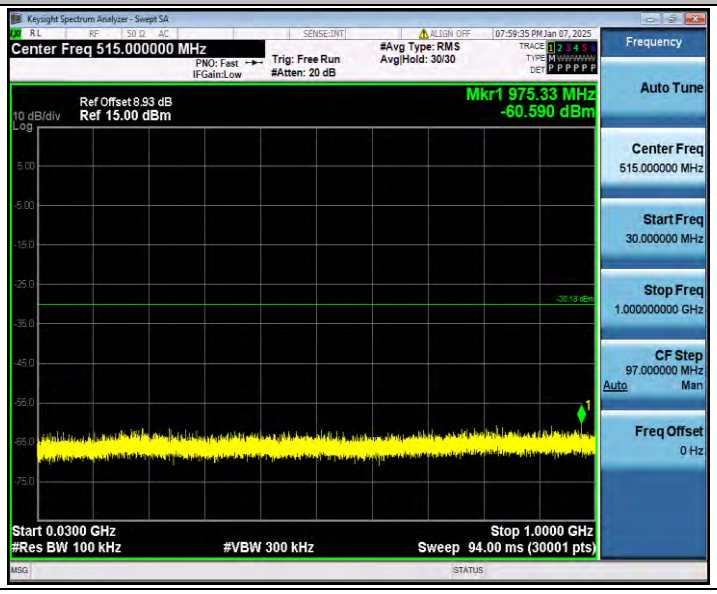

11N20SISO_Ant1_2412_1000~26500

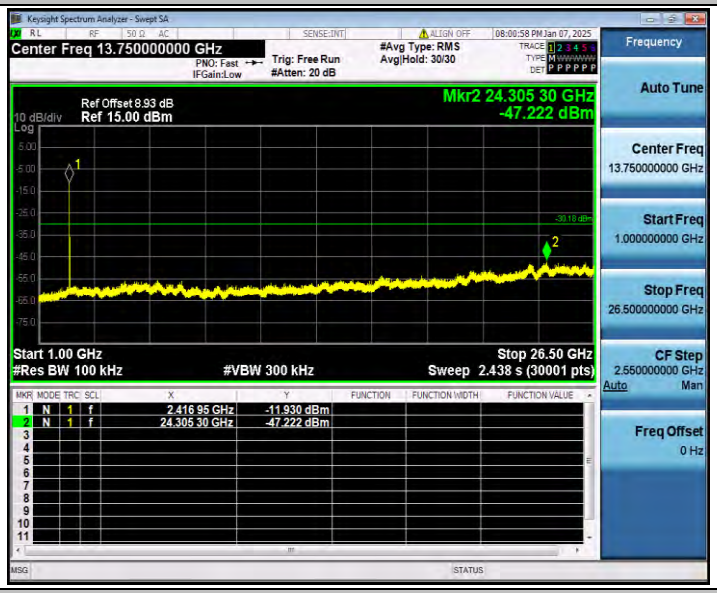

11N20SISO_Ant1_2437_0~Reference

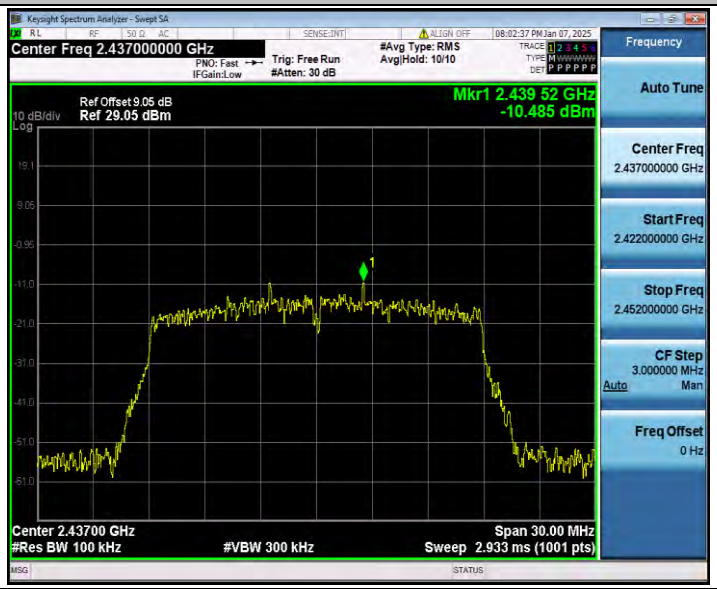

11N20SISO_Ant1_2437_30~1000

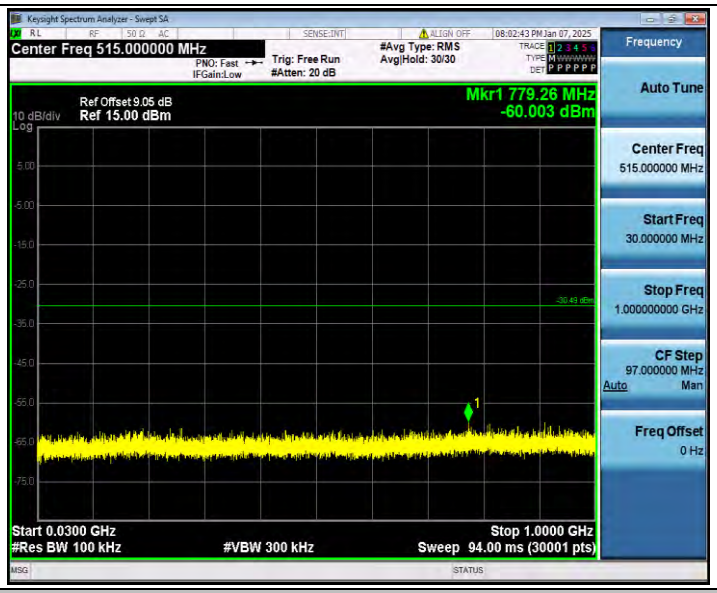

11N20SISO_Ant1_2437_1000~26500

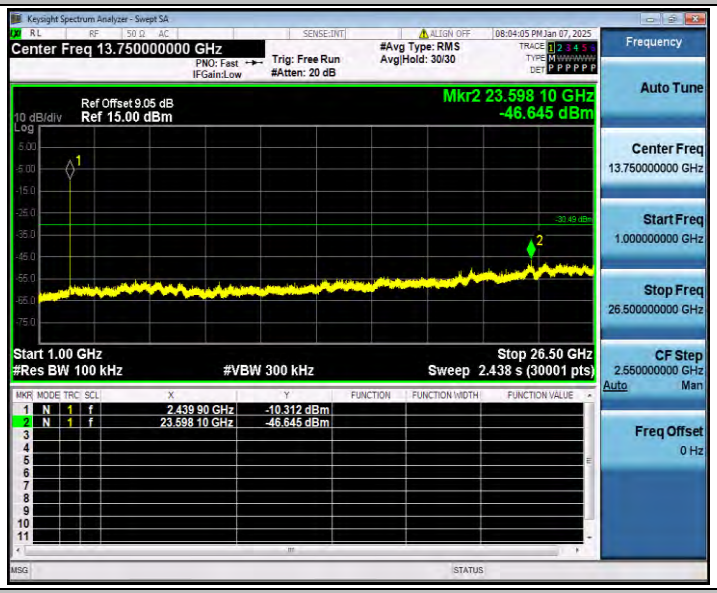

11N20SISO_Ant1_2462_0~Reference

11N20SISO_Ant1_2462_30~1000

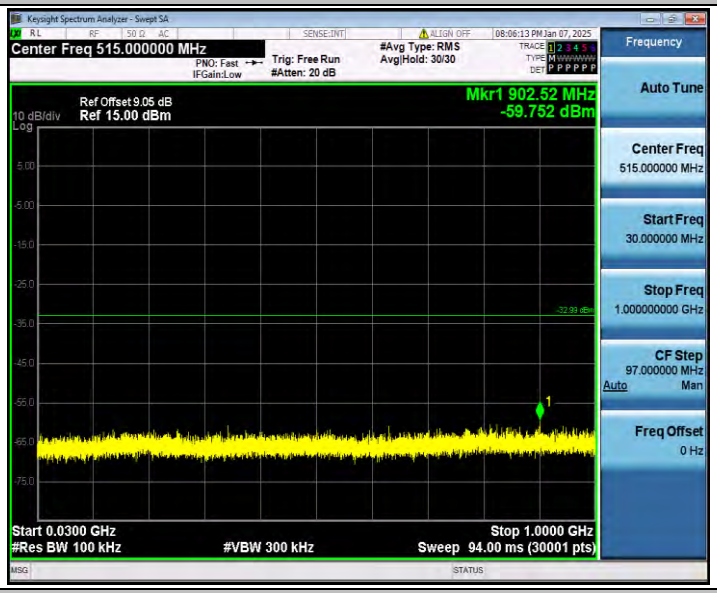

11N20SISO_Ant1_2462_1000~26500

11N40SISO_Ant1_2422_0~Reference

11N40SISO_Ant1_2422_30~1000

11N40SISO_Ant1_2422_1000~26500

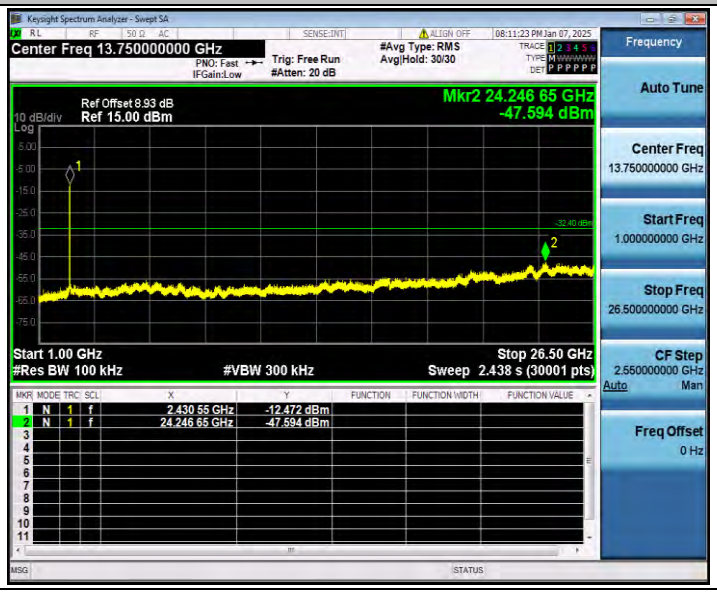

11N40SISO_Ant1_2437_0~Reference

11N40SISO_Ant1_2437_30~1000

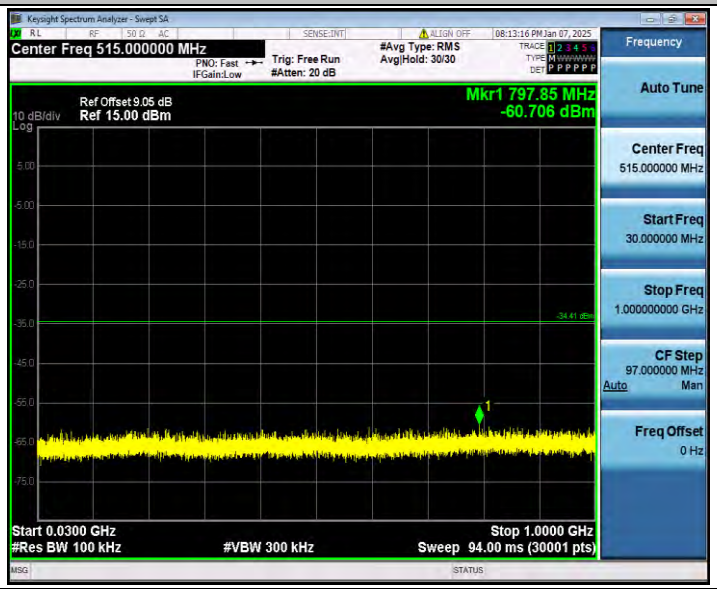

11N40SISO_Ant1_2437_1000~26500

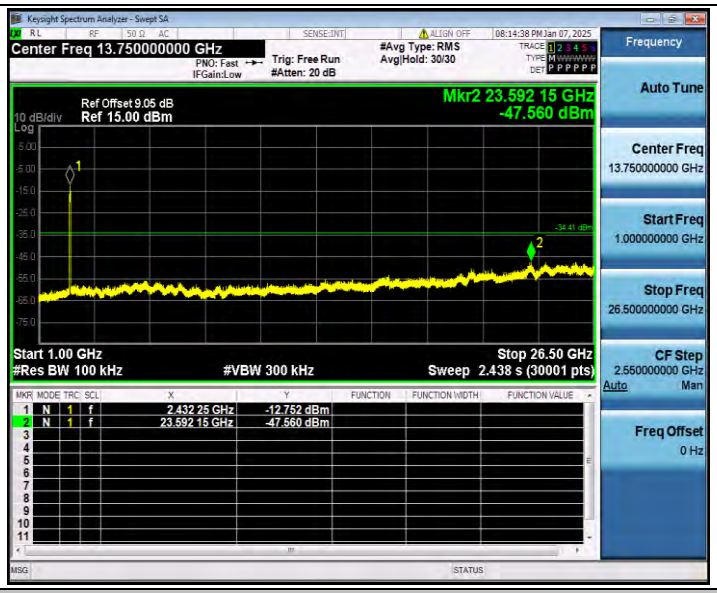

11N40SISO_Ant1_2452_0~Reference

11N40SISO_Ant1_2452_30~1000

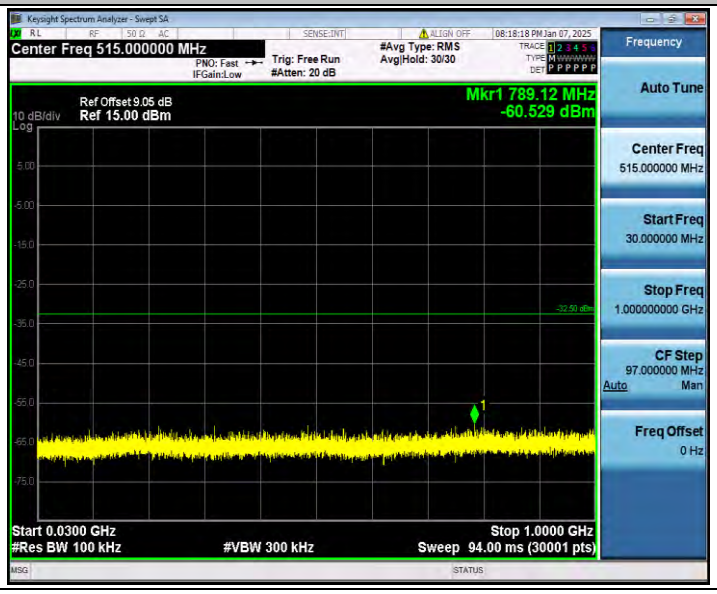

11N40SISO_Ant1_2452_1000~26500
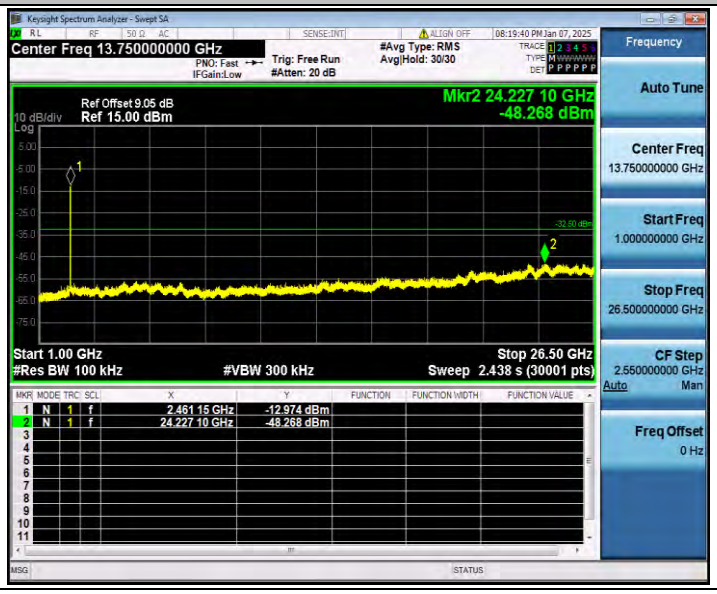

Appendix A.7: Emissions in Restricted Bands

Test Result

TestMode	Antenna	ChName	Frequency[MHz]	Detector	Freq [MHz]	Result [dBm]	Limit [dBm]	Result [dBuV/m]	Limit [dBuV/m]	Verdict
11B	Ant1	Low	2412	AV	2310.000	-49.57	≤-41.20	45.63	≤54	PASS
				AV	2388.140	-49.04	≤-41.20	46.16	≤54	PASS
				AV	2390.000	-49.08	≤-41.20	46.12	≤54	PASS
				Peak	2310.000	-49.58	≤-21.20	45.62	≤74	PASS
				Peak	2336.400	-40.45	≤-21.20	54.75	≤74	PASS
				Peak	2390.000	-45.9	≤-21.20	49.30	≤74	PASS
		High	2462	AV	2483.500	-49.08	≤-41.20	46.12	≤54	PASS
				AV	2499.400	-48.82	≤-41.20	46.38	≤54	PASS
				AV	2500.000	-48.84	≤-41.20	46.36	≤54	PASS
				Peak	2483.500	-44.41	≤-21.20	50.79	≤74	PASS
				Peak	2499.180	-41.18	≤-21.20	54.02	≤74	PASS
				Peak	2500.000	-47.01	≤-21.20	48.19	≤74	PASS
11G	Ant1	Low	2412	AV	2310.000	-49.57	≤-41.20	45.63	≤54	PASS
				AV	2386.320	-49.05	≤-41.20	46.15	≤54	PASS
				AV	2390.000	-49.12	≤-41.20	46.08	≤54	PASS
				Peak	2310.000	-44.07	≤-21.20	51.13	≤74	PASS
				Peak	2378.910	-40.17	≤-21.20	55.03	≤74	PASS
				Peak	2390.000	-46.15	≤-21.20	49.05	≤74	PASS
		High	2462	AV	2483.500	-48.97	≤-41.20	46.23	≤54	PASS
				AV	2499.950	-48.77	≤-41.20	46.43	≤54	PASS
				AV	2500.000	-48.77	≤-41.20	46.43	≤54	PASS
				Peak	2483.500	-47.1	≤-21.20	48.10	≤74	PASS
				Peak	2491.260	-41.09	≤-21.20	54.11	≤74	PASS
				Peak	2500.000	-45.24	≤-21.20	49.96	≤74	PASS
11N20SISO	Ant1	Low	2412	AV	2310.000	-49.55	≤-41.20	45.65	≤54	PASS
				AV	2387.880	-49.06	≤-41.20	46.14	≤54	PASS
				AV	2390.000	-49.15	≤-41.20	46.05	≤54	PASS
				Peak	2310.000	-49.71	≤-21.20	45.49	≤74	PASS
				Peak	2315.210	-39.88	≤-21.20	55.32	≤74	PASS
				Peak	2390.000	-45.08	≤-21.20	50.12	≤74	PASS
		High	2462	AV	2483.500	-49.03	≤-41.20	46.17	≤54	PASS
				AV	2498.080	-48.78	≤-41.20	46.42	≤54	PASS
				AV	2500.000	-48.79	≤-41.20	46.41	≤54	PASS
				Peak	2483.500	-43.27	≤-21.20	51.93	≤74	PASS
				Peak	2492.580	-41.02	≤-21.20	54.18	≤74	PASS
				Peak	2500.000	-46.01	≤-21.20	49.19	≤74	PASS

11N40SISO	Ant1	Low	2422	AV	2310.000	-49.52	≤-41.20	45.68	≤54	PASS
				AV	2389.830	-48.96	≤-41.20	46.24	≤54	PASS
				AV	2390.000	-48.96	≤-41.20	46.24	≤54	PASS
				Peak	2310.000	-47.48	≤-21.20	47.72	≤74	PASS
				Peak	2372.930	-40.09	≤-21.20	55.11	≤74	PASS
				Peak	2390.000	-46.15	≤-21.20	49.05	≤74	PASS
		High	2452	AV	2483.500	-48.93	≤-41.20	46.27	≤54	PASS
				AV	2499.730	-48.77	≤-41.20	46.43	≤54	PASS
				AV	2500.000	-48.79	≤-41.20	46.41	≤54	PASS
				Peak	2483.500	-48.84	≤-21.20	46.36	≤74	PASS
				Peak	2498.850	-39.62	≤-21.20	55.58	≤74	PASS
				Peak	2500.000	-44.85	≤-21.20	50.35	≤74	PASS

Note：

1. The Antenna Gain is compensated in the graph.
2. The Duty Cycle Factor and RBW Factor is compensated in the graph.
3. The limit in dBm for average detector is conversion from 54dBuV/m, according to 15.209(a). The limit in dBm for peak detector is 20dB above the limit of average detector in dBm.

Test Graphs

11B_Ant1_Low_2412_AV

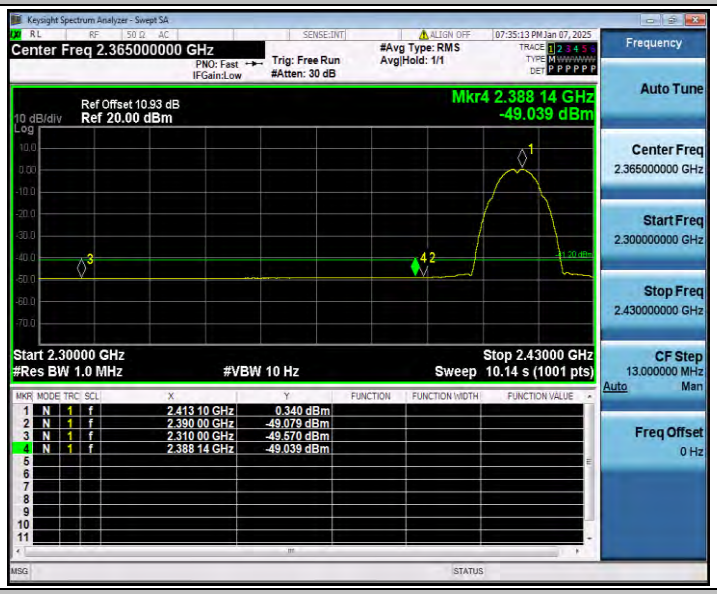

11B_Ant1_Low_2412_Peak

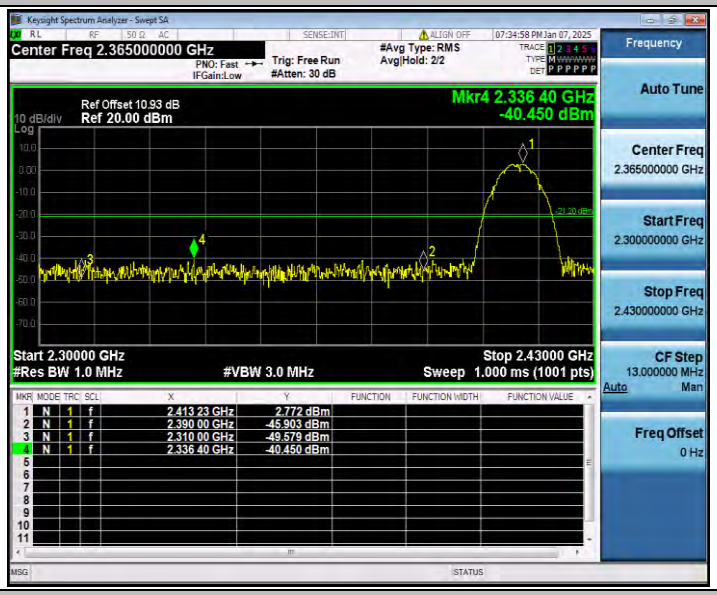

11B_Ant1_High_2462_AV

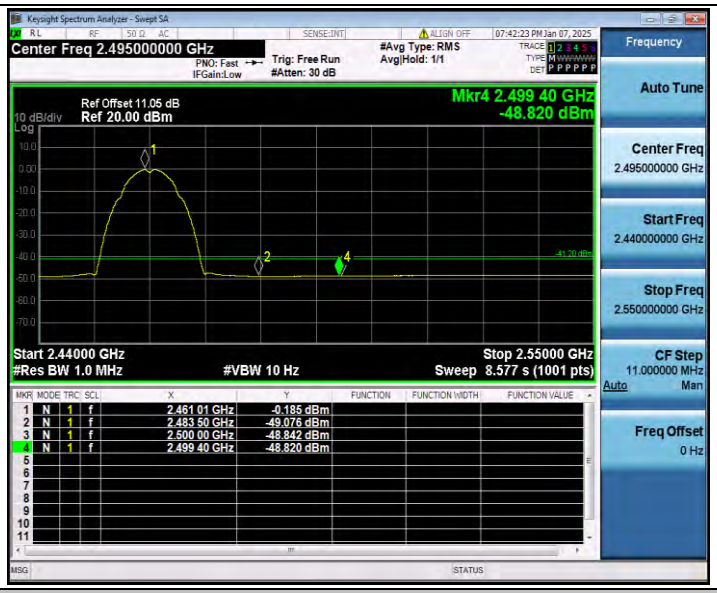

11B_Ant1_High_2462_Peak

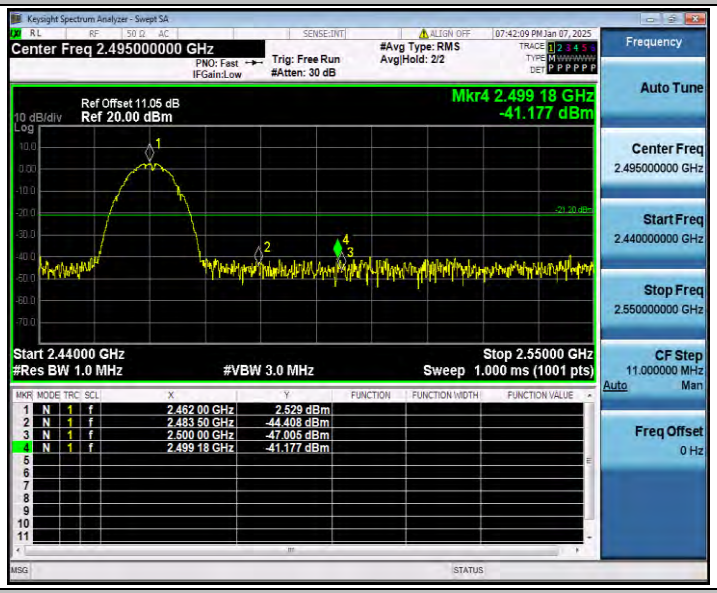

11G_Ant1_Low_2412_AV

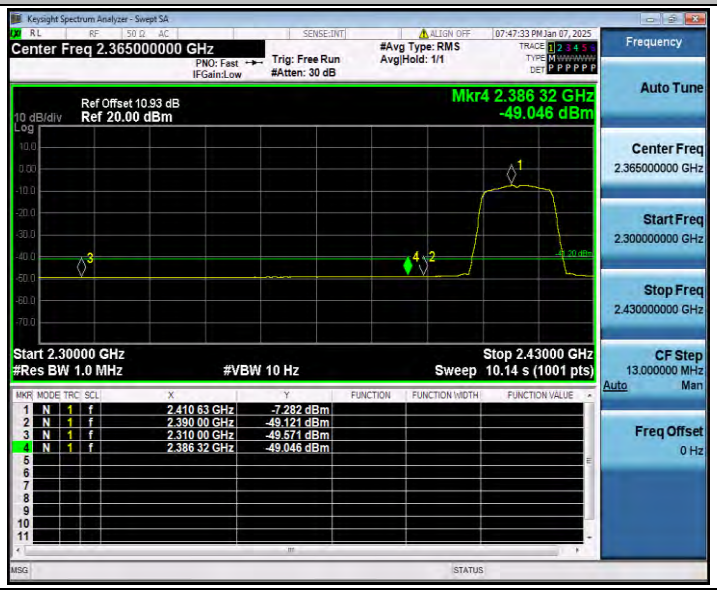

11G_Ant1_Low_2412_Peak

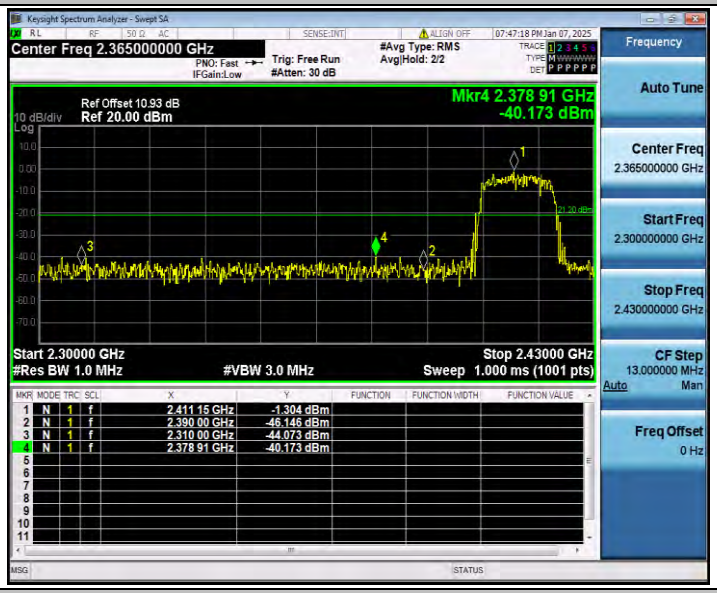

11G_Ant1_High_2462_AV

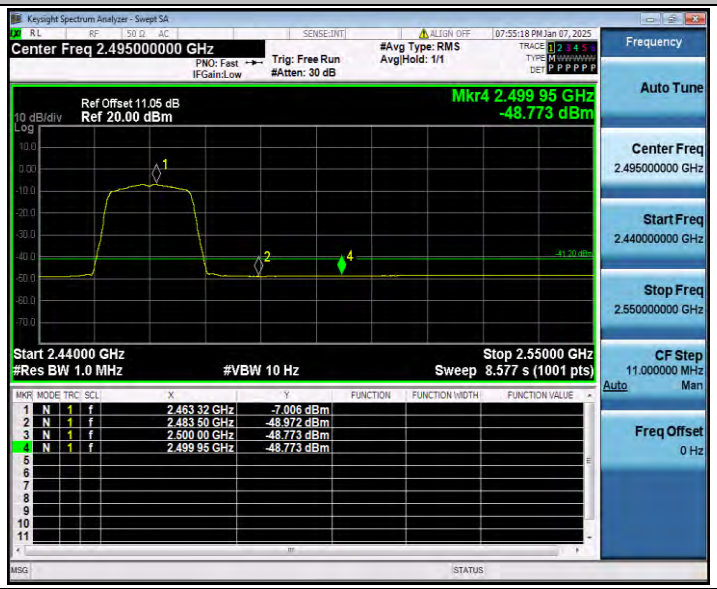

11G_Ant1_High_2462_Peak

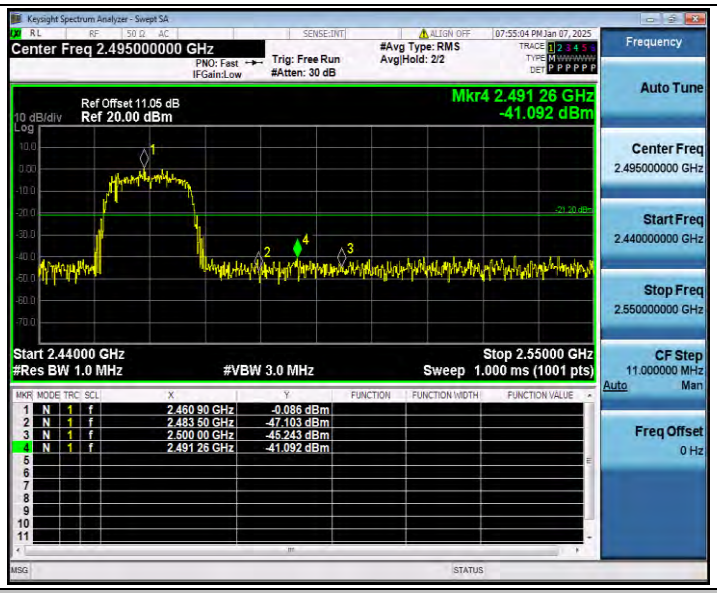

11N20SISO_Ant1_Low_2412_AV

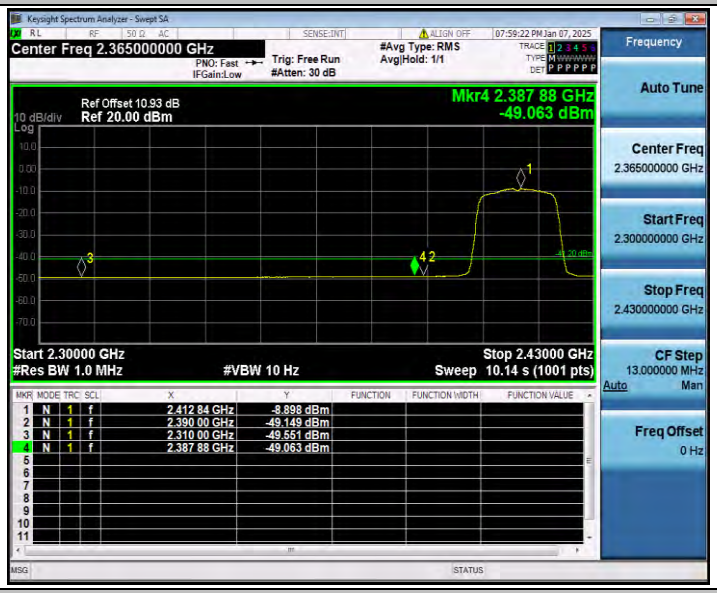

11N20SISO_Ant1_Low_2412_Peak

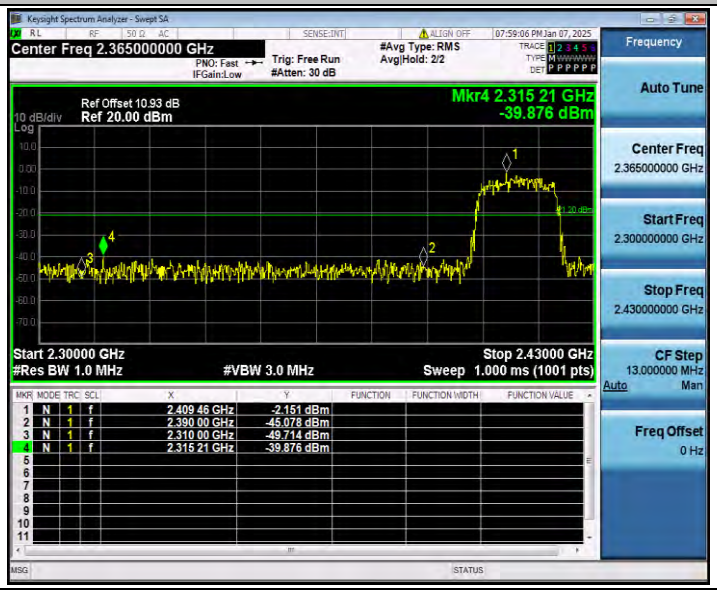

11N20SISO_Ant1_High_2462_AV

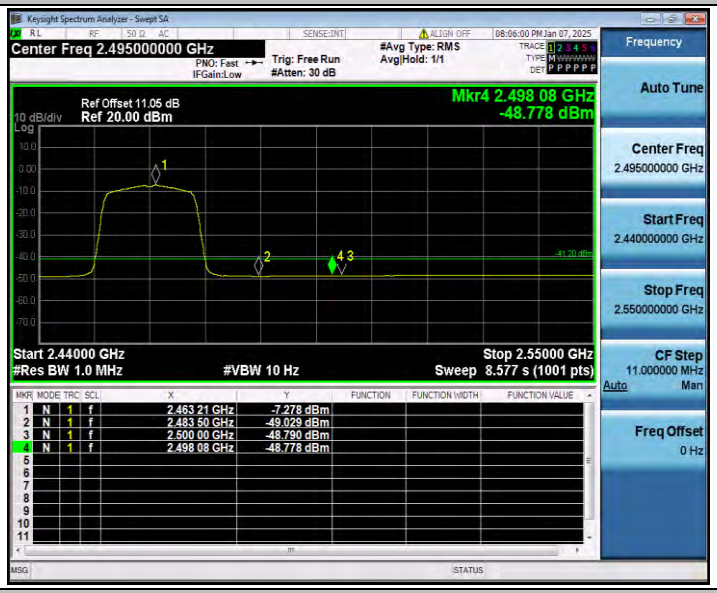

11N20SISO_Ant1_High_2462_Peak

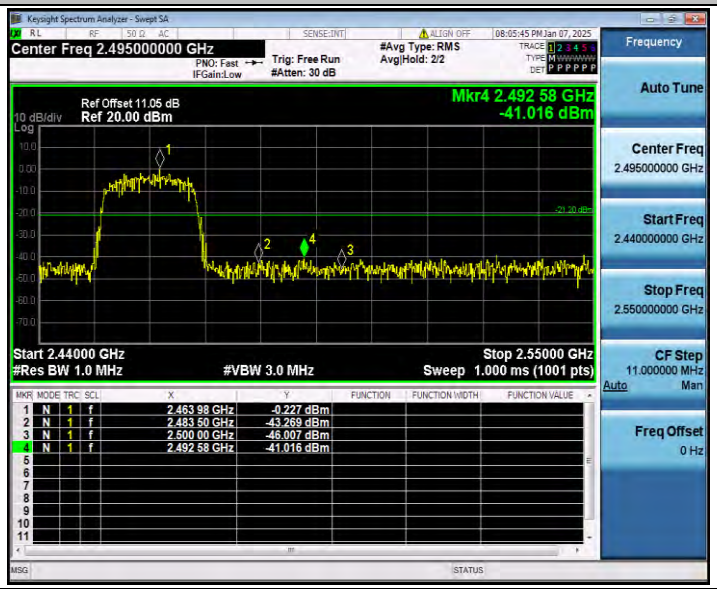

11N40SISO_Ant1_Low_2422_AV

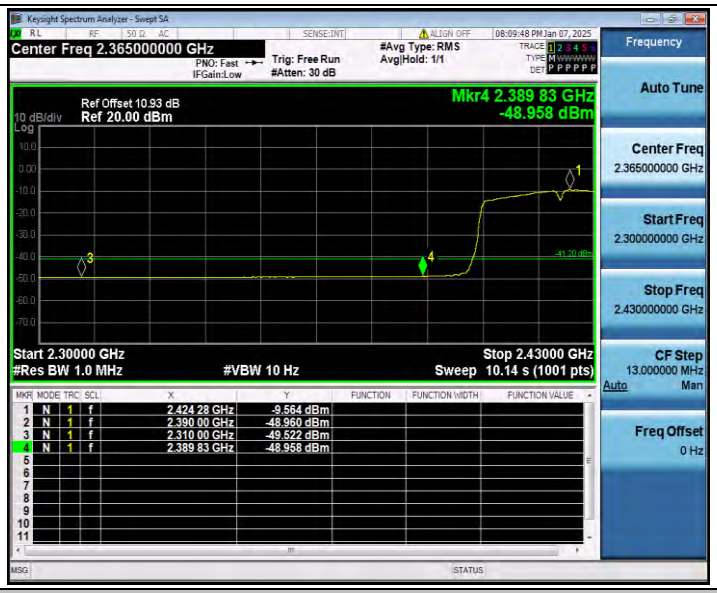

11N40SISO_Ant1_Low_2422_Peak

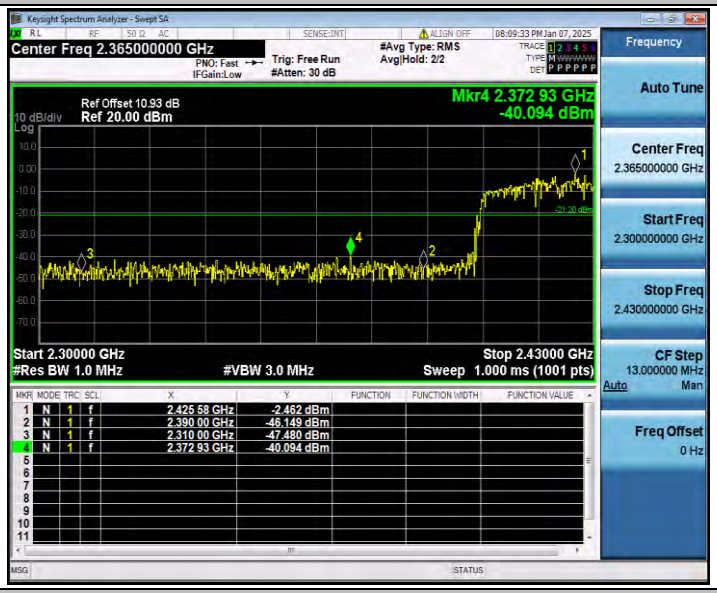

11N40SISO_Ant1_High_2452_AV

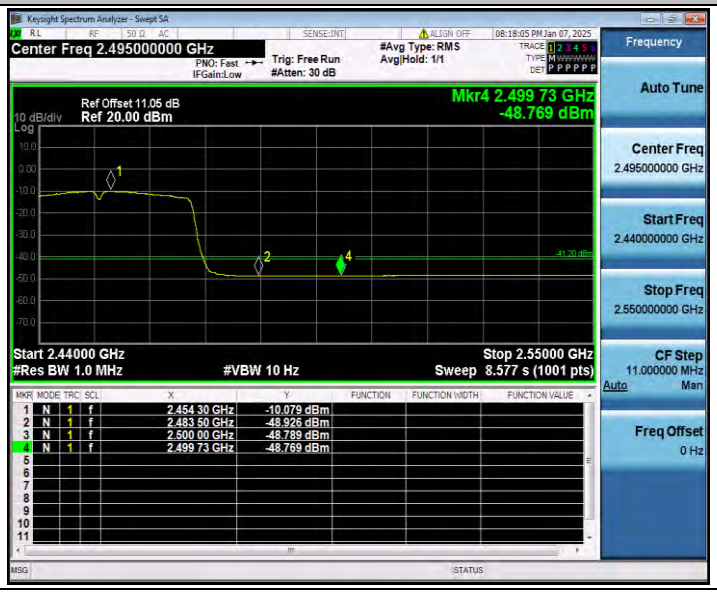
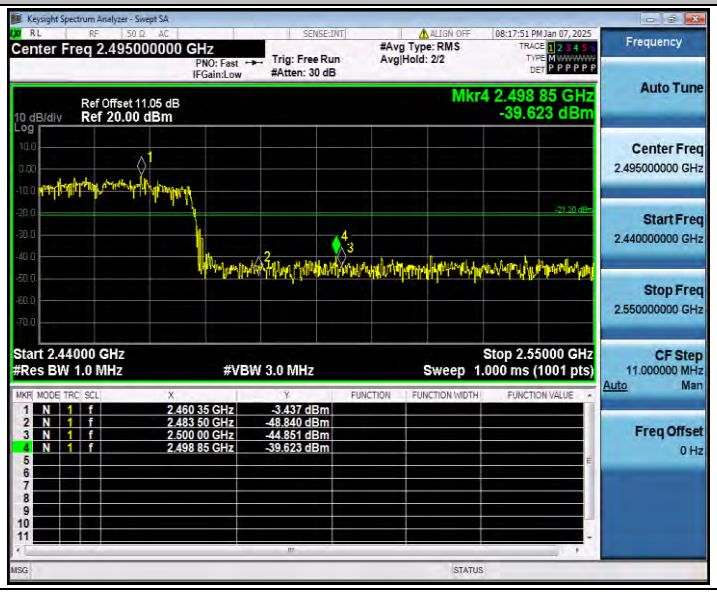
11N40SISO_Ant1_High_2452_Peak