MTS

MOBILE TECHNOLOGY SOLUTIONS



MTS – SMART PUCK



Description:

The MTS Intelligent Smart Puck is a Bluetooth enabled device that allows the transfer of a patron's player card data to any connected terminal that accepts plastic magstripe cards.

The device is powered via a provided USB cable. The software provided allows a mobile device to connect and send data.

The device can be kiosk or terminal mounted or can sit on a countertop or table game with an optional stand (pictured)

The device has been tested compatible with the following systems:

- Everi/MGT Marketing Kiosks
- Agilysys POS
- Micros POS
- L&W Table View Management System
- Bravo Table Management
- Visual Limits for Table Games
- Amano McGann Parking Gates

Additional systems may be compatible, consult with MTS for information.

Included Hardware:

1 – USB Type A to Mini B (6 feet length)

1 – Intelligent Smart Puck

1 – Optional Stand and Mounting Screws

Included Software:

MTS mobile device software library for Android and Apple OS. To be provided to your mobile app developer.

Software/Hardware Maintenance

A "required" annual maintenance agreement covers all hardware and software. This includes replacement of damaged or failed devices, as long as the failed device is returned to MTS for exchange.



TECHNICAL INFORMATION

The MTS Smart Puck uses a standard HID (human interface device) standard for transmitting the card data to a terminal. Almost all terminals using a magnetic card swipe use this type of interface.

The device supports both Track 1 & Track 2 data.

The device identifies itself via mobile through the use of a "Terminal Kind" identifier making it easy for operators to differentiate the user interface.

Each device has a unique ID that can be associated with the specific table game location or terminal for ease of activity reporting.

Contact MTS for additional information or questions. tonywilliams@mtsolutionsinc.com

SMART PUCK DATA FLOW DIAGRAM

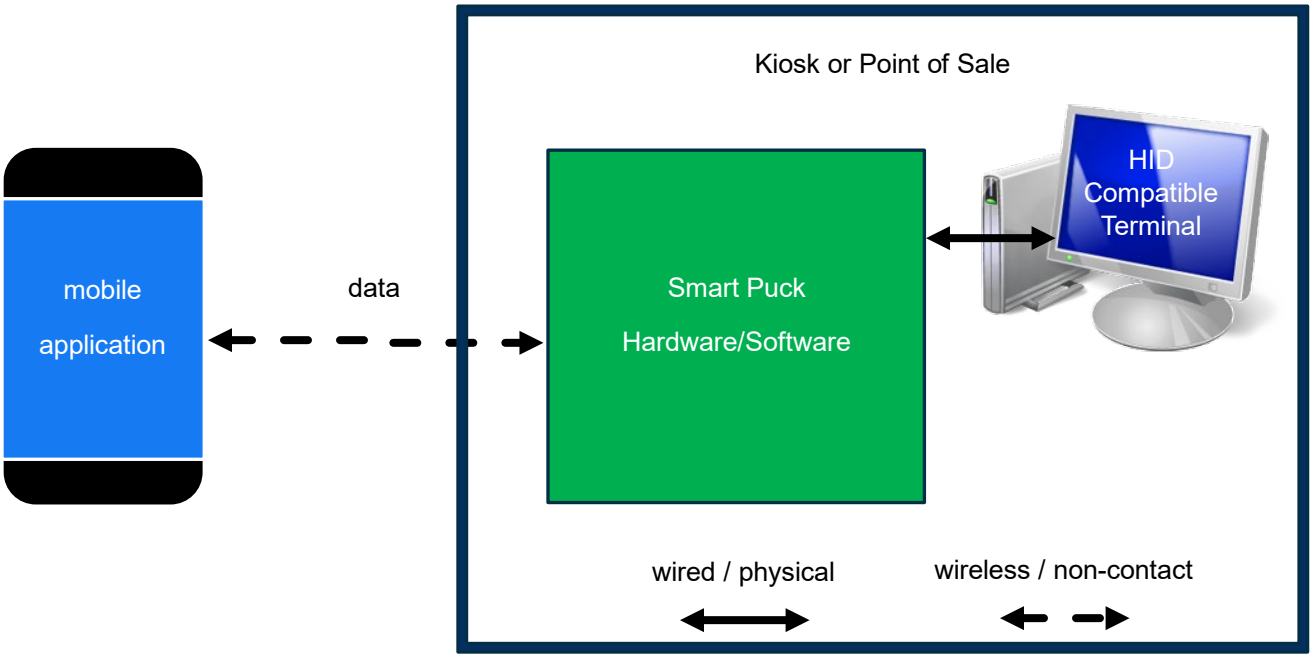

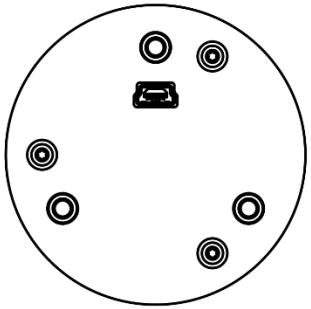

MOUNTING TEMPLATE

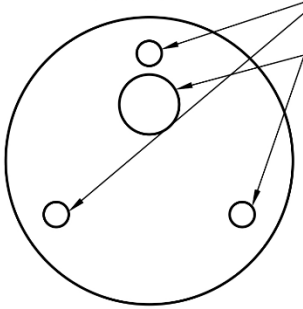

FRONT VIEW

SIDE VIEW

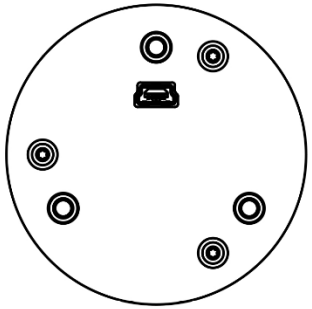

DIMENSIONS

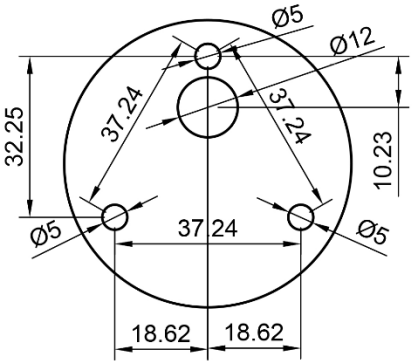

BACK VIEW

PROJECTED VIEW

Dept.	Technical reference	Created by	Approved by
ENG		Tony Williams 11/14/2023	JG/TW 03/21/2021
MOBILE TECHNOLOGY SOLUTIONS		Document type: Drawing mounting	Document status: VER 3.2
		Title: MTS-BLE-BEACON with template	DWG No.: 1034
			Rev. 3.2 / Date of issue 03/21/21 / Sheet 1/1

FCC Compliance Statement

This device complies with part 15 of the FCC Rules. Operation is subject to the following two conditions:

(1) this device may not cause harmful interference, and (2) this device must accept any interference received, including interference that may cause undesired operation.

CAUTION: The grantee is not responsible for any changes or modifications not expressly approved by the party responsible for compliance. Such modifications could void the user's authority to operate the equipment.

NOTE: This equipment has been tested and found to comply with the limits for a Class B digital device, pursuant to part 15 of the FCC Rules. These limits are designed to provide reasonable protection against harmful interference in a residential installation. This equipment generates, uses, and can radiate radio frequency energy, and if not installed and used in accordance with the instructions, may cause harmful interference to radio communications. However, there is no guarantee that interference will not occur in a particular installation. If this equipment does cause harmful interference to radio or television reception, which can be determined by turning the equipment off and on, the user is encouraged to try to correct the interference by one or more of the following measures:

– Reorient or relocate the receiving antenna.

– Increase the separation between the equipment and receiver.

– Connect the equipment into an outlet on a circuit different from that to which the receiver is connected.

– Consult the dealer or an experienced radio/TV technician for help.