Shenzhen Runicc Wirless Technology Co., LTD

Address:503, Building 3, YouChuang Space Phase 2, No.5 Qunhui Road, Xin 'an Street, Bao 'an District, Shenzhen

Antenna Spec.

Customer/Project	HK/SW02	**Frequency**	550-590MHz
RN P/N		**Antenna Gain**	3.0dBi
RF. Engineer	Jiang Ning	**Approval By**	
Structural Engineer	Tong		
Date	2023-05-10		
Customer Confirm			
Shenzhen Runicc Wireless Technology Co., Ltd			

Customer Satisfaction Questionnaire（Please comment on the work of our R & D and PM managers in order to better serve to you）			
RF Engineer	☐Satisfaction	☐Quite Satisfaction	☐Dissatisfaction
Structural Engineer	☐Satisfaction	☐Quite Satisfaction	☐Dissatisfaction
PM Manager	☐Satisfaction	☐Quite Satisfaction	☐Dissatisfaction
Note:			

www.Runicc.com

Runicc Wireless Technology has possession of proprietary information provided in this report and this proprietary information shall be kept in strict confidence and not disclosed to any person or firm without the prior written consent of Runicc Communication Technology.

1、Antenna size Diagram



Runicc Wireless Technology has possession of proprietary information provided in this report and this proprietary information shall be kept in strict confidence and not disclosed to any person or firm without the prior written consent of Runicc Wireless Technology.
.

2、Antenna test Equipment

Agilent E5071C vector network analyzer is used for antenna input characteristic test; Satimo starlab 3D near-field microwave darkroom is used for antenna radiation characteristic test. And Agilent 8960 E5515 comprehensive tester is used. The OTA coordinates are as follows:

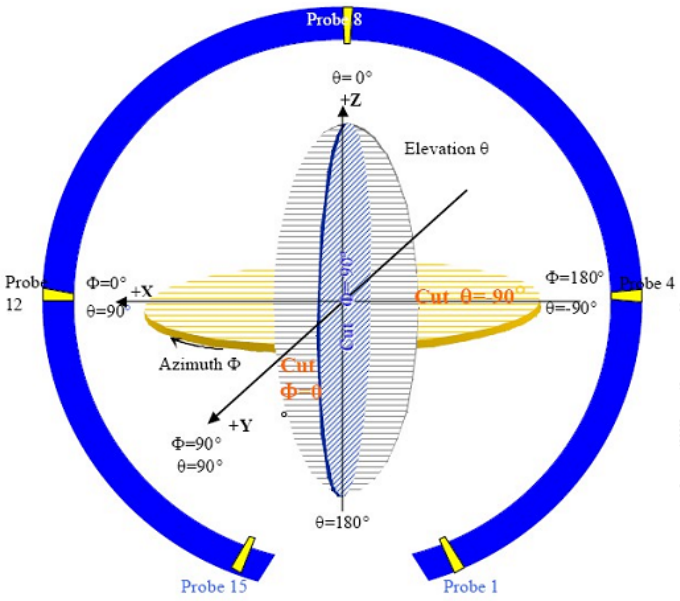

图 4 3D 微波暗室测试坐标系(back view)

3.Antenna matching circuit

The antenna is made of a single spring soldered to the main board.Antenna matching circuit no changed, as follow original main-board .

Runicc Wireless Technology has possession of proprietary information provided in this report and this proprietary information shall be kept in strict confidence and not disclosed to any person or firm without the prior written consent of Runicc Wireless Technology.

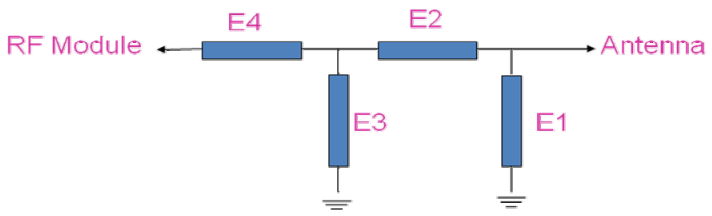

Element	Value
E1(0402)	NA
E2(0402)	0 Ω
E3(0402)	NA
E4(0402)	0 Ω

4.Electrical Characteristics

4.1 Specification

The SW02 main antenna operates in the frequency band 550MHz-590MHz; resonance is generated in this band. The following table shows the test specifications for the performance of the SW02 main antenna.

4. 2 Passive S11 parameter：

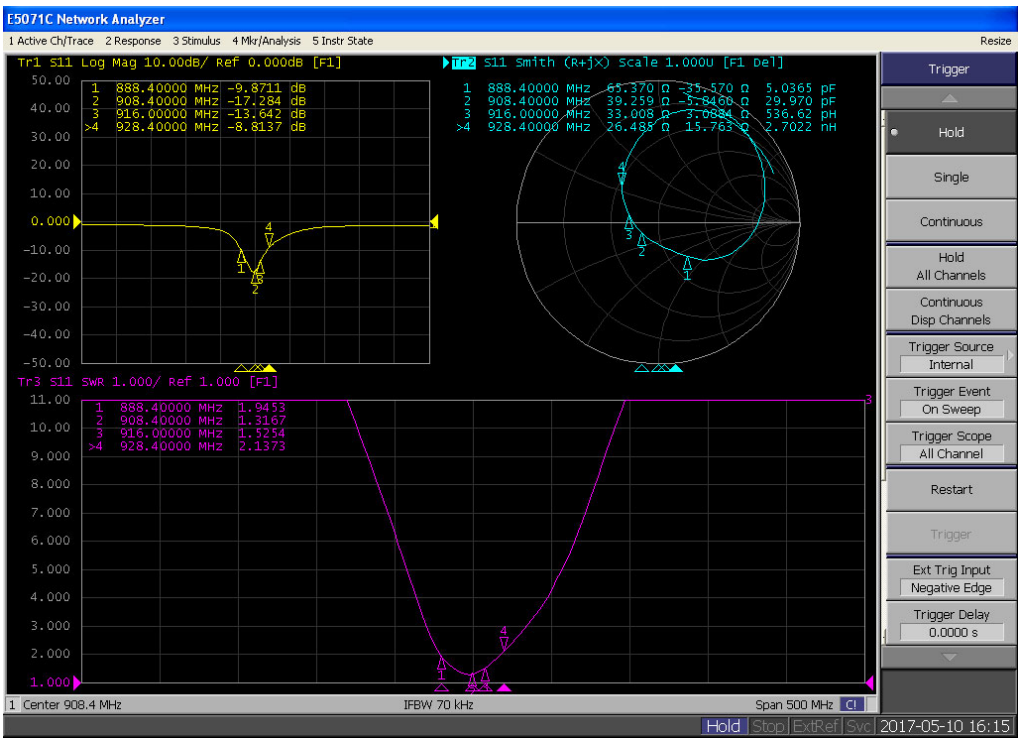

Runicc Wireless Technology has possession of proprietary information provided in this report and this proprietary information shall be kept in strict confidence and not disclosed to any person or firm without the prior written consent of Runicc Wireless Technology.
.

Radiation Pattern
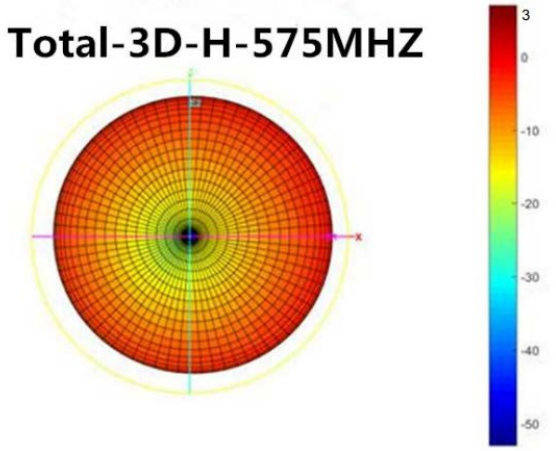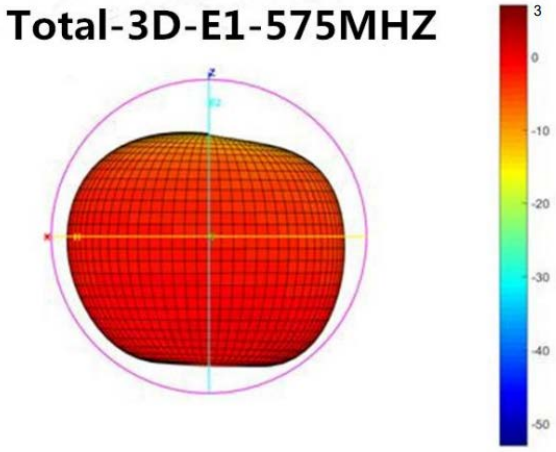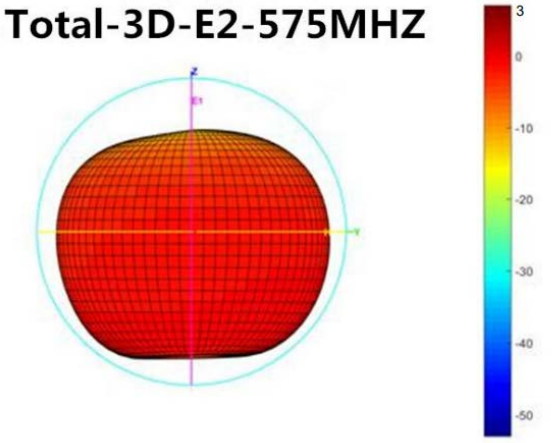
Frequency:575MHz