# TEST REPORT

| | | |
|---|---|---|
| **Reference No.**..... | : | WTX24X09214663W |
| **Applicant**..... | : | REKKIE INC |
| **Address**..... | : | 1402 Riverside Dr., Cincinnati, OH 45202 |
| **Manufacturer**..... | : | REKKIE INC |
| **Address**..... | : | 1402 Riverside Dr., Cincinnati, OH 45202 |
| **Product Name**..... | : | REKKIE Smart Snow Goggles - International Version BLE Antenna |
| **Model No.**..... | : | SKI-INT BLE Antenna |
| **Standards**..... | : | ANSI/ IEEE 149-2021 |
| **Date of Receipt sample**..... | : | 2024-11-25 |
| **Date of Test**..... | : | 2024-11-25 to 2024-11-28 |
| **Date of Issue**..... | : | 2024-11-28 |
| **Test Report Form No.**..... | : | WTX_IEEE 149 |
| **Test Result**..... | : | **Pass** |

Remarks:
The results shown in this test report refer only to the sample(s) tested, this test report cannot be reproduced, except in full, without prior written permission of the company. The report would be invalid without specific stamp of test institute and the signatures of approver.

**Prepared By:**
**Waltek Testing Group (Shenzhen) Co., Ltd.**
Address: 1/F., Room 101, Building 1, Hongwei Industrial Park, Liuxian 2nd Road,
Block 70 Bao'an District, Shenzhen, Guangdong, China
Tel.: +86-755-33663308 Fax.: +86-755-33663309 Email: sem@waltek.com.cn

Tested by:

Mike Shi

Approved by:

Jason Su

## TABLE OF CONTENTS

**1.GENERAL INFORMATION** ..... **4**
1.1 PRODUCT DESCRIPTION FOR EQUIPMENT UNDER TEST (EUT) ..... 4
**2. SUMMARY OF TEST RESULTS** ..... **5**
**3. ANTENNA TEST CONFIGURATIONS** ..... **6**
3.1 TEST LOCATION ..... 6
3.1 TEST ENVIRONMENTS ..... 6
3.2 TEST EQUIPMENT LIST ..... 6
3.3 MEASUREMENT UNCERTAINTY ..... 6
3.4 TEST SETUP ..... 6
**4. ANTENNA TEST RESULT** ..... **7**
4.1 GAIN AND EFFICIENCY ..... 7
4.2 RADIATION PATTERN 2D VIEW ..... 8
4.3 RADIATION PATTERN 3D VIEW ..... 9
**EXHIBIT 1 - EUT PHOTOGRAPHS** ..... **11**
**EXHIBIT 2 - TEST SETUP PHOTOGRAPHS** ..... **12**

## Report version

| Version No. | Date of issue | Description |
|---|---|---|
| Rev.00 | 2024-11-28 | Original |
| / | / | / |

# 1.GENERAL INFORMATION

## 1.1 Product Description for Equipment Under Test (EUT)

| General Description of EUT | |
|---|---|
| Product Name: | REKKIE Smart Snow Goggles - International Version BLE Antenna |
| Trade Name: | / |
| Model No.: | SKI-INT BLE Antenna |
| Adding Model(s): | / |
| *Note: The test data is gathered from a production sample, provided by the manufacturer.* | |

| Technical Characteristics of EUT | |
|---|---|
| Frequency Range: | 2400-2500MHz |
| Gain of Antenna: | -1.84dBi (Max.) |
| Type of Antenna: | PCB antenna |
| Size: | L:14.7mm W:5.0mm |

**Dimension:**



# 2. SUMMARY OF TEST RESULTS

| Standards | Description of Test Item | Result |
|---|---|---|
| ANSI/ IEEE 149-2021 | IEEE Recommended Practice for Antenna Measurements | Compliant |

N/A: not applicable

# 3. Antenna Test Configurations

## 3.1 Test Location

| | |
|---|---|
| Name: | Shenzhen Morlab Communications Technology Co.,Ltd. |
| Address: | FL.1-3, Building A, FeiYang Science Park, No.8 LongChang Road, Block67, BaoAn District, ShenZhen, GuangDong Province, P.R. China |

## 3.1 Test Environments

| Environments Parameter | Temperature | Voltage | Humidit |
|---|---|---|---|
| NTNV | 25° C | -- | 50% |

## 3.2 Test Equipment List

| Description | Manufacturer | Model | Serial Number | Cal. Date | Due. Date |
|---|---|---|---|---|---|
| Network Analyzer | Agilent | E5071C | MY46110140 | 2024-05-30 | 2025-05-29 |
| OTA Chamber | ETS | AMS-8923-150 | TJ2235-Q1793 | 2022-11-30 | 2025-11-29 |
| Antenna Measurement System | ETS | EMQuest EMQ-100 V1.13 Build 21267 | 1685 | N/A | N/A |

## 3.3 Measurement Uncertainty

The uncertainty is calculated using the methods suggested in the“Guide to the Expression of Uncertainty in Measurement" (GUM) published by ISO. When the test result is a critical value,we will use the measurement uncertainty give the judgment result based on the 95%Confidence intervals.

## 3.4 Test Setup

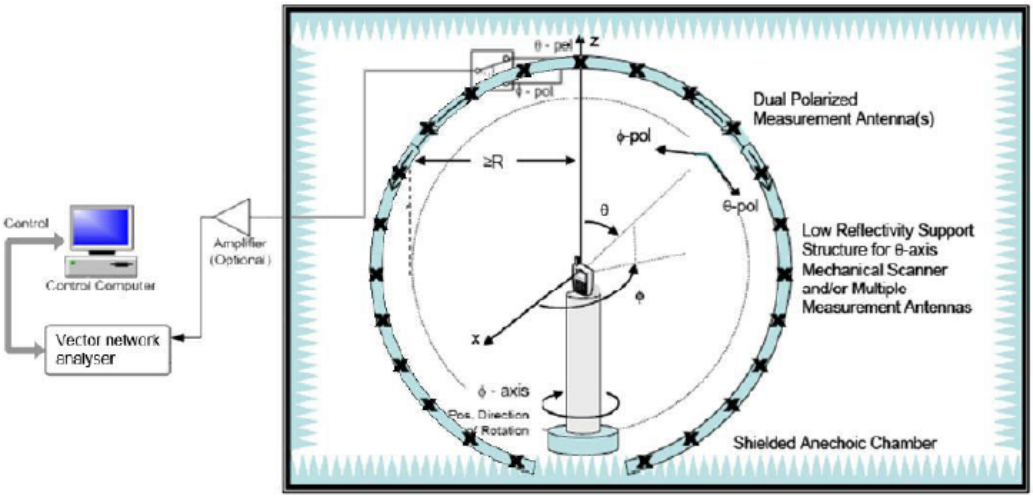

# 4. Antenna Test Result

## 4.1 Gain and Efficiency

| Frequency (MHz) | Efficiency (%) | Gain (dBi) |
|---|---|---|
| 2400 | 16.06 | -1.98 |
| 2410 | 16.39 | -1.90 |
| 2420 | 16.26 | -2.03 |
| 2430 | 16.32 | -2.08 |
| 2440 | 17.05 | -1.95 |
| 2450 | 17.71 | -1.84 |
| 2460 | 18.25 | -1.85 |
| 2470 | 18.19 | -1.95 |
| 2480 | 18.57 | -1.97 |
| 2490 | 18.83 | -1.99 |
| 2500 | 19.26 | -1.95 |

## 4.2 Radiation Pattern 2D View

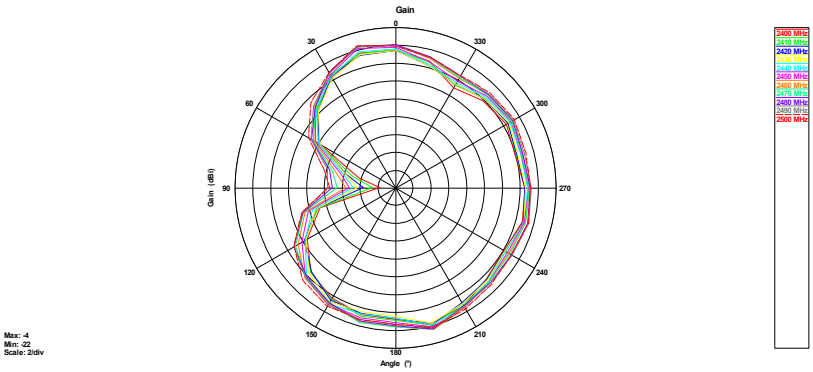


PHI=0

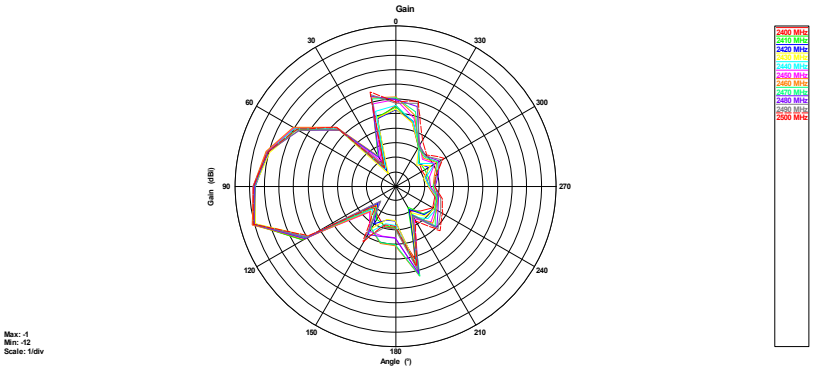


PHI=90

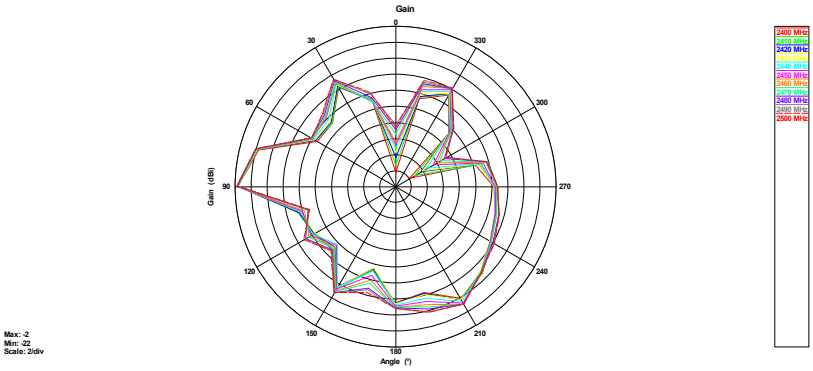


THETA=90

## 4.3 Radiation Pattern 3D View

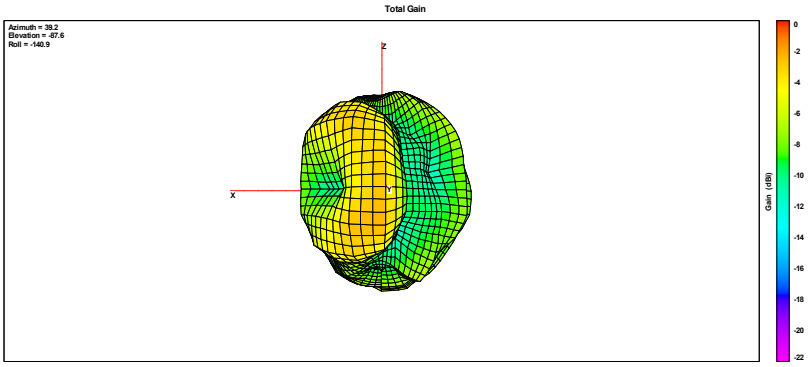


2400MHz

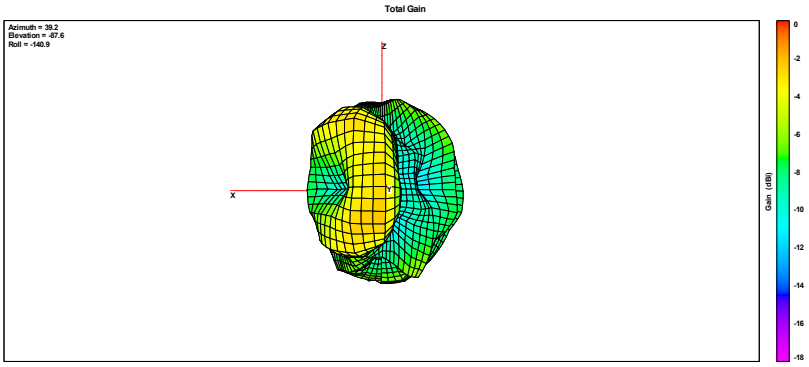


2440MHz

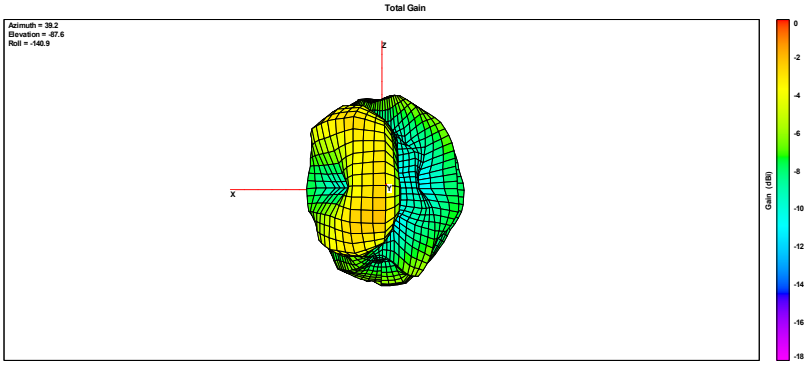


2450MHz

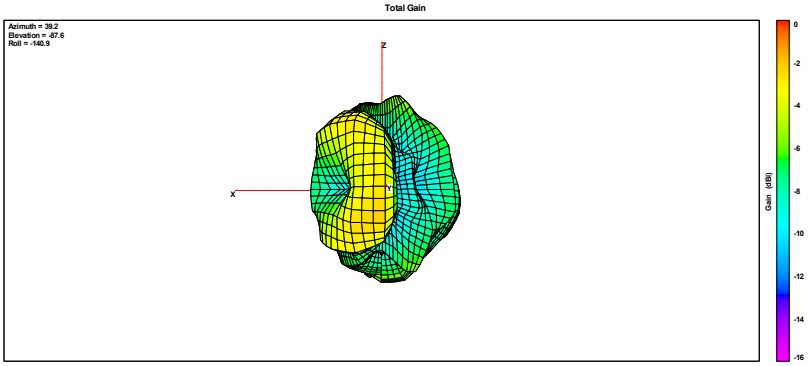


2480MHz

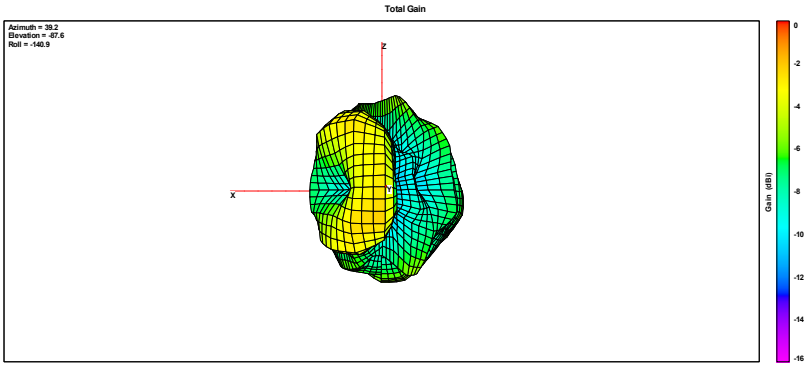


2500MHz

# EXHIBIT 1 - EUT PHOTOGRAPHS

**EUT View 1**



# EXHIBIT 2 - TEST SETUP PHOTOGRAPHS

**OTA Test View 1:**



**OTA Test View 2:**



******* END OF REPORT *******