成品尺寸：70x105mm
材质：100g书写纸
印刷：双面单色印刷
工艺：风琴折

70mm

105mm

MagFLO Qi2 Powerbank
Instruction manual

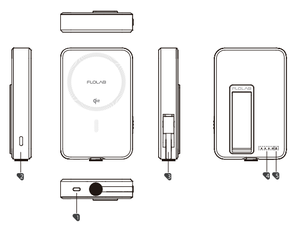

1. Power Button
2. USB-C Input
3. USB-C Cable Input/Output
4. Power Level Indicators LED1~LED4
5. Wireless Charging Indicators

Capacity: 10000mAh@3.85V, 38.5Wh
USB-C Input: 5V⎓3A, 9V⎓2A, 12V⎓1.5A, 18W(max)
USB-C Cable Input: 5V⎓3A, 9V⎓2A, 12V⎓1.5A, 18W(max)
USB-C Output: 5V⎓3A, 9V⎓2.22A, 12V⎓1.67A, 20W(max)
USB-C Cable Output: 5V⎓3A, 9V⎓2.22A, 12V⎓1.67A, 20W(max)
Wireless Output: MPP 5W/15W
Rated Power: 20W

Brief introduction

- This product applies wireless charging technology, built-in induction coil, suitable for mobile phones and other wireless charging devices, as well as other based on 5V, 9V, 12V DC input devices.
- This product adopts lithium battery protective circuit, with protection of over-charge ,over-discharge, over load, short-circuit protection, high safety performance; The output adopts high efficiency DC-DC step-up conversion circuit ; Meanwhile, it adopts MCU microcomputer control management, it will automatically power display, Ultra-low power consumption standby function etc.

LED Introduction

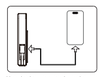

Use the battery pack to charge mobile phone

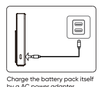

Charge the battery pack itself by a AC power adapter

Discharge

○○○○	●○○○	●●○○	●●●○	●●●●
1 LED flashing 0%~5%	1 LED on: 5~25% power remaining	2 LED on: 25~50% power remaining	3 LED on: 50~75% power remaining	4 LED on: 75~100% power remaining

Charge

○○○○	●○○○	●●○○	●●●○	●●●●
1 LED flashing 0%~25%	LED1 keep on LED2 flashing: 25~50%	LED1~LED2 keep on LED3 flashing: 50~75%	LED1~LED3 keep on LED4 flashing: 75~99%	LED1~LED4 keep on: 100%

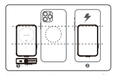

Charging Your Phone Using a Wireless Charging Power Bank

Wireless

Power on	Stand by	Output by	Output abnormal load
Green light on	Green light on	Blue light keeps on	Blue light flashing

Magnetic lifting weight and magnetic pulling force

Hoisting

iPhone 15+ Product+Weights

Force

Item	Specification	Min	Typ	Max
Magnetic lifting weight	Bare mobile phone (weight weight + product weight)	800g	900g	-----
	Original case with mobile phone (weight weight + product weight)	1000g	1100g	-----
Magnetic pull	Mobile phone bare metal (showing power)	8N	10N	-----
	With original phone case (showing power)	12N	14N	-----

Basic Instructions For Product Operation

- Charging status: When charging the mobile power supply, the white LED is flashing, the white LED shows the current power, and the 4 white LED are all bright, indicating that the product is full.
- No-load state: touch the button to turn on the output, the white LED of the product lights up, showing the current power.
- Load status: access to the device, the product automatically identify and output, white LED light long light display the current power.
- Charging and releasing at the same time: the majority of mainstream brand equipment supports, special equipment must be confirmed before product recognition, otherwise FLOLAB will not bear responsibility.
- When the wireless charging and USB-C and USB-C cable are working at the same time, the output and input voltage are both limited to 5V.
- Wireless charge operation logic : ① key open wireless charge: single button, into wireless charging equipment is wireless charge open load, blue light long, remove wireless charging equipment, the green light, prompt wireless charge into standby state, ② automatically open wireless charge: wireless charging equipment placed to the coil position, wireless charge automatically open with load, blue light long bright. ③ In the case of C line / C port with load, the magnetic suction wireless charge should click the key to start. At this time, the C line / C port is only 5V, the magnetic suction wireless charge is only 5W, and the load is removed, and the magnetic suction wireless charge is restored to 15W.
- This product has the function of foreign body detection. When a metal item is placed on the launch coil of this product, the output is automatically closed, the blue light flashes, and the flashing is stopped after removing the foreign body.
- When the battery voltage is lower than 3.5V, the Q value induction function of the magnetic suction wireless charging is turned off, and the key is clicked to open the magnetic suction wireless charging.

Precautions

- Please read this specification carefully before using this product.
- The mobile power supply shall be used within the charging and discharging rated specifications specified in the specification, and the ambient temperature during charging and discharging shall be between 0 ℃ and 35 ℃.
- Please keep this product and related accessories well away from children.
- Keep away from inflammables and explosives when using the product.
- Please use the specified charger and approved accessories. Unauthorized power charger and accessories may damage your electronic products and mobile power host.
- Please use the mobile power supply properly according to the local laws, regulations and restrictions. In case of unauthorized situations, such as aircraft landing or near medical instruments, you should avoid charging and turn off your mobile phone or other electronic products immediately to avoid interference.
- The product may be damaged due to improper operation during transportation. If the product is found to be abnormal, such as package damage, battery package deformation, smell of electrolyte and leakage, stop using the product immediately.
- Do not put the disused mobile power into the dustbin, but put it into the special battery recycling bin.

Safety Warnings

- Avoid short circuit of product interface, which may cause damage to product function.
- Avoid charging the product for a long time. If the charging indicator shows that the product has been charged, remove the product in time to prevent overcharging.
- It is forbidden to throw, impact, rub, bend and press the product violently. This kind of operation causes the product to be sunken, perforated, cracked, distorted, corroded or other abnormal phenomena. Please stop using immediately.
- It is forbidden to disassemble. This operation will lead to internal short circuit, battery leakage, explosion or other problems.
- It is strictly forbidden to immerse the product in all kinds of liquids such as water, sea water or drinks. Please store the product in a dry place away from moist and corrosive materials.
- It is forbidden to put the product in high temperature environment or fire, or use mobile power near flammable gas, steam or dust. Illegal operation may cause battery explosion and endanger safety.
- All products have been fully inspected. If you find that the product is overheated, deformed, damaged, scratched or other abnormal phenomena during use, please stop using it immediately.
- At 25℃, the product is fully charged and then discharged to the cut-off point for 300 consecutive cycles until the discharge capacity is less than 60% of the rated capacity, indicating the end of the service life of the mobile power supply.
- According to the requirements, service conditions and service life conditions, the products should be used reasonably. The products should be charged and discharged once every six months. The products that meet the service life conditions should be scrapped and discarded in time.
- The products used frequently in humid, low temperature and high temperature environment shall be scrapped within 18 months and disposed in time.and,under normal use and maintenance, it is suggested that the product should be scrapped within 24 months and disposed in time. If it still needs to be used, it needs to be certified by the relevant professional certification organization, and the longest use time of the product should not exceed 36 months.

Disclaimers

The equipment damage and safety problems caused by any of the following points are not within the scope of the warranty and responsibility of manufacturer.

- Damage caused by not following the operation instructions and safety warnings in the specification.
- Damage caused by operation in harsh environment beyond the specification.
- Damage caused by storage conditions not meeting the requirements of this specification.
- It is forbidden to apply or operate beyond the conditions described in this specification. If the customer needs, he / she should contact manufacturer technology in advance. In this case, additional experiments are required to verify the performance and safety.

FCC Warning

This device complies with part 15 of the FCC Rules. Operation is subject to the following two conditions: (1) This device may not cause harmful interference, and (2) this device must accept any interference received, including interference that may cause undesired operation.
Any Changes or modifications not expressly approved by the party responsible for compliance could void the user's authority to operate the equipment.
This equipment has been tested and found to comply with the limits for a Class B digital device, pursuant to part 15 of the FCC Rules. These limits are designed to provide reasonable protection against harmful interference in a residential installation. This equipment generates uses and can radiate radio frequency energy and, if not installed and used in accordance with the instructions, may cause harmful interference to radio communications. However, there is no guarantee that interference will not occur in a particular installation. If this equipment does cause harmful interference to radio or television reception, which can be determined by turning the equipment off and on, the user is encouraged to try to correct the interference by one or more of the following measures:
- Reorient or relocate the receiving antenna.
- Increase the separation between the equipment and receiver.
- Connect the equipment into an outlet on a circuit different from that to which the receiver is connected.
- Consult the dealer or an experienced radio/TV technician for help.

FCC RF exposure statement:
The device has been evaluated to meet general RF exposure requirement. The device can be used in portable exposure condition without restriction.

Customer Service

Please contact us if you encounter any issues with our products.

hello@flolab.io
facebook.com/iflolab
instagram.com/flolab.io
youtube.com/c/flolab
tiktok.com/@flolabofficial

公差表	A	B	C	D
0–5	±0.07	±0.10	±0.15	±0.20
5–20	±0.10	±0.15	±0.20	±0.30
20–50	±0.15	±0.20	±0.30	±0.40
50–	±0.20	±0.30	±0.40	±0.60

标记	修改前	修改后	修改日期
1			
2			

Trusda 深圳市创世达实业股份有限公司

产品编号	C909.PD140	零件名称	说明书	零件料号	
产品名称	移动电源	图　号		版　本	A
材　料		处理工艺		单　位	mm
比　例		客户编号		日　期	2025-03-10
制图:		审批:		批准:	

T-MF-CAD-537A