英文

Product Introduction:

■ Wireless receiver

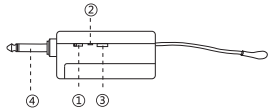

1. Power switch
2. Indicator lights
3. Typec charging port
4. 6.35 Output plug

Basic parameters:

Power supply mode: 3.7V18650 lithium battery
Working current: ≤90mA, ≤180mA
Working hours: 2000mA lithium battery, single receiver can work continuously for 10-12 hours, dual receiver can work continuously for 8-10 hours
Frequency response: 45Hz-10KHz

The device has been evaluated to meet general RF exposure requirement.
The device can be used in portable exposure condition without restriction

■ Wireless Mic-A K-01

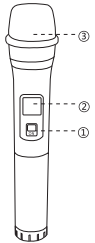

1. Power switch
2. Display screen
3. Webhead

Basic parameters:

Power supply mode:1.5V*2 dry batteries
Working current:≤130mA
Working hours: 6-8 hours of sustainable use(Depending on the quality of the battery brand)
Frequency response: 45Hz-10KHz
Display screen: LED display screen

Instructions:

1. Power switch: Push up to the top ON-power on, push to the middle-mute, push to the bottom OFF-power off

■ Wireless Mic-B K-02

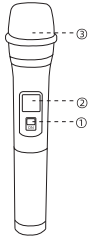

1. Power switch
2. Display screen
3. Webhead

Basic parameters:

Power supply mode:1.5V*2 dry batteries
Working current:≤130mA
Working hours: 6-8 hours of sustainable use(Depending on the quality of the battery brand)
Frequency response: 45Hz-10KHz
Display screen: LED display screen

Instructions:

1. Power switch: Push up to the top ON-power on, push to the middle-mute, push to the bottom OFF-power off

■ Wireless Mic-C U-01

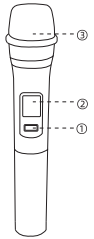

1. Power switch
2. Display screen
3. Webhead

Basic parameters:

Power supply mode: 3.7V18650 lithium battery
Working current: ≤ 130mA
Working hours: 2000mA lithium battery can be used continuously for 12-14 hours
Frequency response: 45Hz-10KHz
Display screen: LED display screen

Instructions:

1. Long press the power button: power on/off

■ Wireless Mic-D U-02

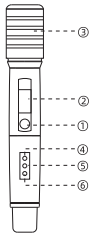

1.Power switch
2.Display screen
3.Webhead
4.Atmosphere light switch
5.Microphone volume+
6.Microphone volume-

Basic parameters:

Power supply mode: 3.7V18650 lithium battery
Working current: ≤ 130mA
Working hours: 2000mA lithium battery can be used continuously for 12-14 hours
Frequency response: 45Hz-10KHz
Display screen: LED display screen

Instructions:

1. Long press the power button: power on/off
2. Press the key to turn on the ambient light: turn on or off the ambient light
3. Single press volume+button: increase microphone volume
4. Single press volume button: Reduce microphone volume

Information to User

This device complies with part 15 of the FCC Rules. Operation is subject to the following two conditions: (1) this device may not cause harmful interference, and (2) this device must accept any interference received, including interference that may cause undesired operation.
Any changes or modifications not expressly approved by the party responsible for compliance could void the user's authority to operate the equipment.
NOTE: This equipment has been tested and found to comply with the limits for a Class B digital device, pursuant to Part 15 of the FCC Rules. These limits are designed to provide reasonable protection against harmful interference in a residential installation. This equipment generates, uses and can radiate radio frequency energy and, if not installed and used in accordance with the instructions, may cause harmful interference to radio communications.
However, there is no guarantee that interference will not occur in a particular installation.
If this equipment does cause harmful interference to radio or television reception,
which can be determined by turning the equipment off and on, the user is encouraged to try to correct the interference by one or more of the following measures:
-- Reorient or relocate the receiving antenna.
-- Increase the separation between the equipment and receiver.
-- Connect the equipment into an outlet on a circuit different from that to which the receiver is connected.
-- Consult the dealer or an experienced radio/TV technician for help.
The device has been evaluated to meet general RF exposure requirement. The device can be used in portable exposure condition without restriction