Mode	10	
	Band Edge	
	2400-2483.5_Bluetooth-LE_GSFK _CH01_2404MHz	
ANT	1	
Pol.	Horizontal	Fundamental
Peak	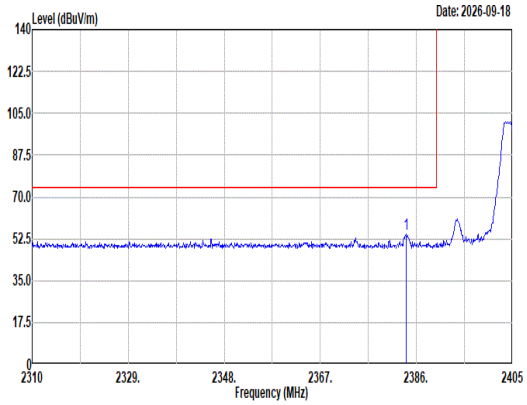 Site : 03CH13-HY Condition: PEAK_BE_74 3m DRH18-E_DU2F13A18ES HORIZONTAL : RBW:1000.000kHz VBW:3000.000kHz SWT:Auto Freq Level Limit Line Margin Read Level Ant Factor Cable Loss Preamp Factor Aux Factor APos TPos Remark MHz dBuV/m dBuV/m dB dBuV dB/m dB dB dB cm deg 1 2383.91 54.26 74.00 -19.74 47.82 26.76 6.69 36.94 9.93 100 223 Peak	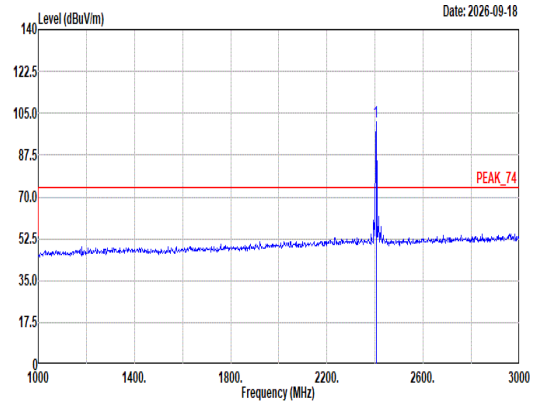 Site : 03CH13-HY Condition: PEAK_74 3m DRH18-E_DU2F13A18ES HORIZONTAL : RBW:1000.000kHz VBW:3000.000kHz SWT:Auto Freq Level Limit Line Margin Read Level Ant Factor Cable Loss Preamp Factor Aux Factor APos TPos Remark MHz dBuV/m dBuV/m dB dBuV dB/m dB dB dB cm deg 1 2404.00 101.51 ------ ------ 95.00 26.80 6.72 36.94 9.93 100 223 Peak
Avg	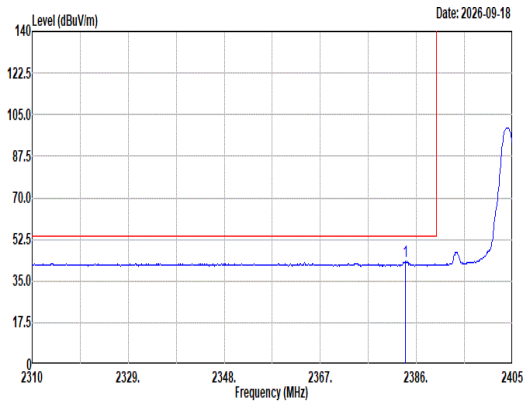 Site : 03CH13-HY Condition: AVG_BE_54 3m DRH18-E_DU2F13A18ES HORIZONTAL : RBW:1000.000kHz VBW:5.100kHz SWT:Auto Freq Level Limit Line Margin Read Level Ant Factor Cable Loss Preamp Factor Aux Factor APos TPos Remark MHz dBuV/m dBuV/m dB dBuV dB/m dB dB dB cm deg 1 2383.82 43.47 54.00 -10.53 37.03 26.76 6.69 36.94 9.93 100 223 Average	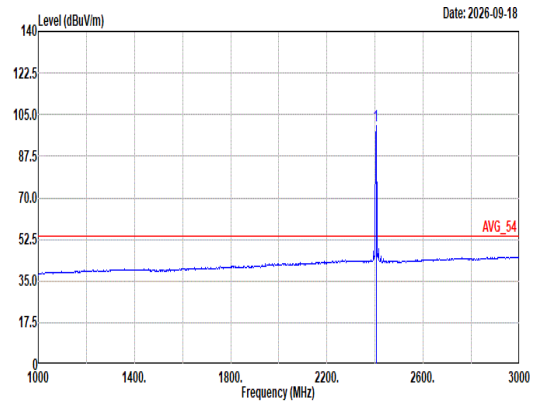 Site : 03CH13-HY Condition: AVG_54 3m DRH18-E_DU2F13A18ES HORIZONTAL : RBW:1000.000kHz VBW:5.100kHz SWT:Auto Freq Level Limit Line Margin Read Level Ant Factor Cable Loss Preamp Factor Aux Factor APos TPos Remark MHz dBuV/m dBuV/m dB dBuV dB/m dB dB dB cm deg 1 2404.00 100.15 ------ ------ 93.64 26.80 6.72 36.94 9.93 100 223 Average

Mode	10	
	Band Edge	
	2400-2483.5_Bluetooth-LE_GSFK _CH01_2404MHz	
ANT	1	
Pol.	Vertical	Fundamental
Peak	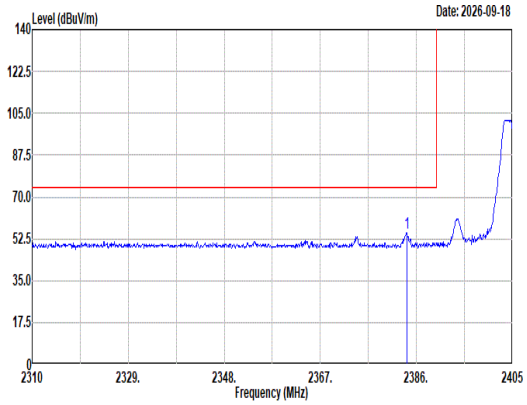 Site : 03CH13-HY Condition: PEAK_BE_74 3m DRH18-E_DU2F13A18ES VERTICAL : RBW:1000.000kHz VBW:3000.000kHz SWT:Auto Freq Level Limit Line Margin Read Level Ant Factor Cable Loss Preamp Factor Aux Factor APos TPos Remark MHz dBuV/m dBuV/m dB dBuV dB/m dB dB dB cm deg 1 2384.10 55.08 74.00 -18.92 48.64 26.76 6.69 36.94 9.93 360 309 Peak	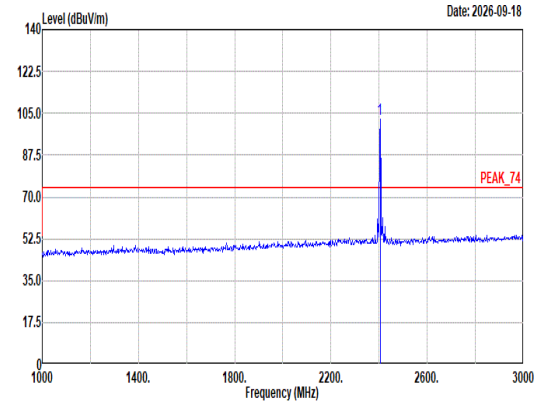 Site : 03CH13-HY Condition: PEAK_74 3m DRH18-E_DU2F13A18ES VERTICAL : RBW:1000.000kHz VBW:3000.000kHz SWT:Auto Freq Level Limit Line Margin Read Level Ant Factor Cable Loss Preamp Factor Aux Factor APos TPos Remark MHz dBuV/m dBuV/m dB dBuV dB/m dB dB dB cm deg 1 2404.00 102.32 ------ ------ 95.81 26.80 6.72 36.94 9.93 360 309 Peak
Avg	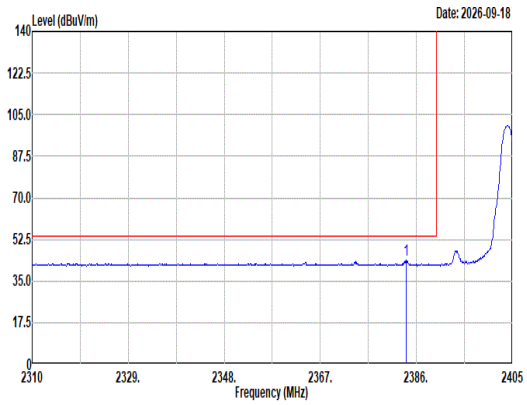 Site : 03CH13-HY Condition: AVG_BE_54 3m DRH18-E_DU2F13A18ES VERTICAL : RBW:1000.000kHz VBW:5.100kHz SWT:Auto Freq Level Limit Line Margin Read Level Ant Factor Cable Loss Preamp Factor Aux Factor APos TPos Remark MHz dBuV/m dBuV/m dB dBuV dB/m dB dB dB cm deg 1 2383.91 43.62 54.00 -10.38 37.18 26.76 6.69 36.94 9.93 360 309 Average	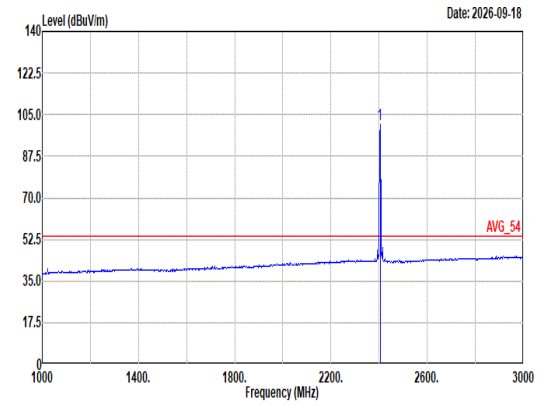 Site : 03CH13-HY Condition: AVG_54 3m DRH18-E_DU2F13A18ES VERTICAL : RBW:1000.000kHz VBW:5.100kHz SWT:Auto Freq Level Limit Line Margin Read Level Ant Factor Cable Loss Preamp Factor Aux Factor APos TPos Remark MHz dBuV/m dBuV/m dB dBuV dB/m dB dB dB cm deg 1 2404.00 101.08 ------ ------ 94.57 26.80 6.72 36.94 9.93 360 309 Average

Mode	10	
	Harmonic	
	2400-2483.5_Bluetooth-LE_GSFK _CH01_2404MHz	
ANT	1	
Pol.	Horizontal	Vertical
Peak Avg	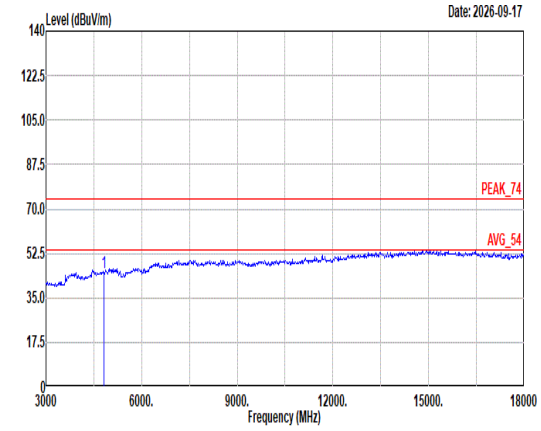 Site : 03CH13-HY Condition: PEAK_74 3m DRH18-E_DU2F13A18ES HORIZONTAL Freq Level Limit Line Margin Read Level Ant Factor Cable Loss Preamp Factor Aux Factor APos TPos Remark MHz dBuV/m dBuV/m dB dBuV dB/m dB dB dB cm deg 1 4808.00 44.95 74.00 -29.05 35.43 32.50 10.19 33.63 0.46 -- -- Peak	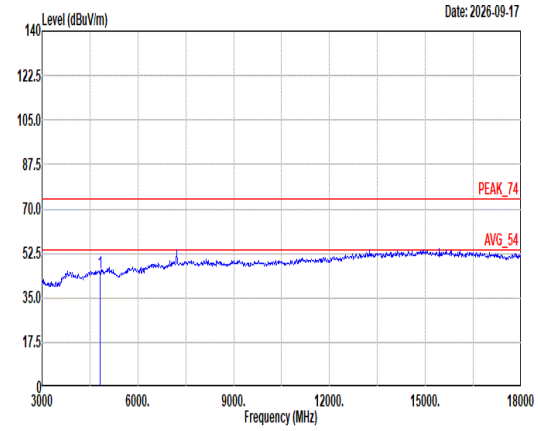 Site : 03CH13-HY Condition: PEAK_74 3m DRH18-E_DU2F13A18ES VERTICAL Freq Level Limit Line Margin Read Level Ant Factor Cable Loss Preamp Factor Aux Factor APos TPos Remark MHz dBuV/m dBuV/m dB dBuV dB/m dB dB dB cm deg 1 4808.00 45.01 74.00 -28.99 35.49 32.50 10.19 33.63 0.46 -- -- Peak

Mode	10	
	Harmonic	
	2400-2483.5_Bluetooth-LE_GSFK _CH01_2404MHz	
ANT	1	
Pol.	Horizontal	Vertical
14.47G ~14.5G Avg	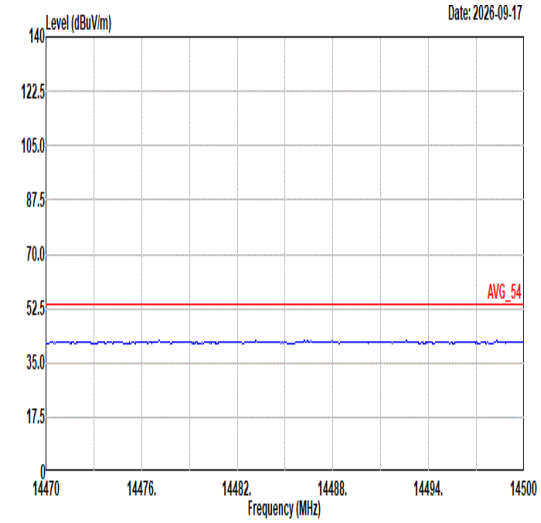 Site : 03CH13-HY Condition: AVG_54 3m DRH18-E_DU2F13A18ES HORIZONTAL	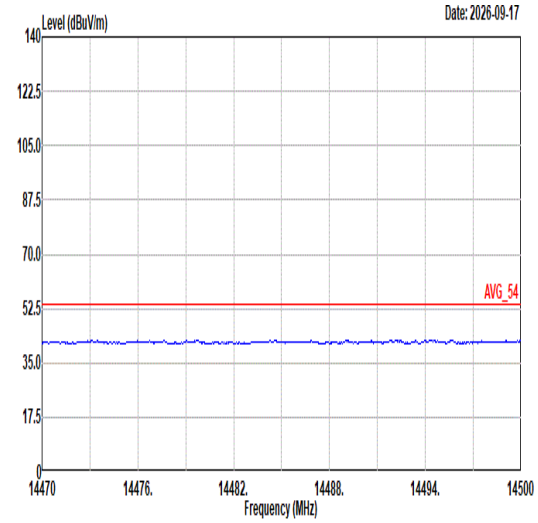 Site : 03CH13-HY Condition: AVG_54 3m DRH18-E_DU2F13A18ES VERTICAL
17.7G ~18G Avg	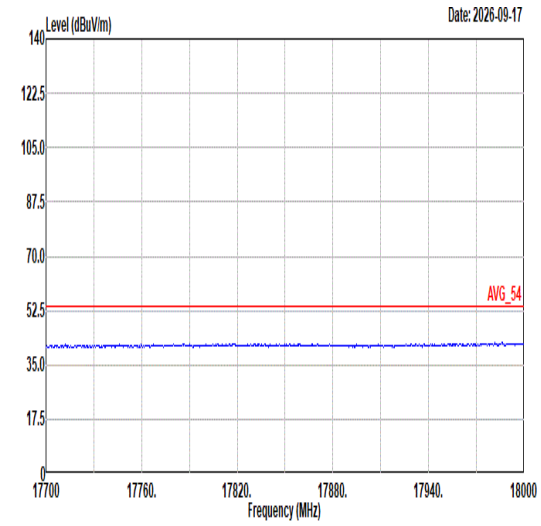 Site : 03CH13-HY Condition: AVG_54 3m DRH18-E_DU2F13A18ES HORIZONTAL	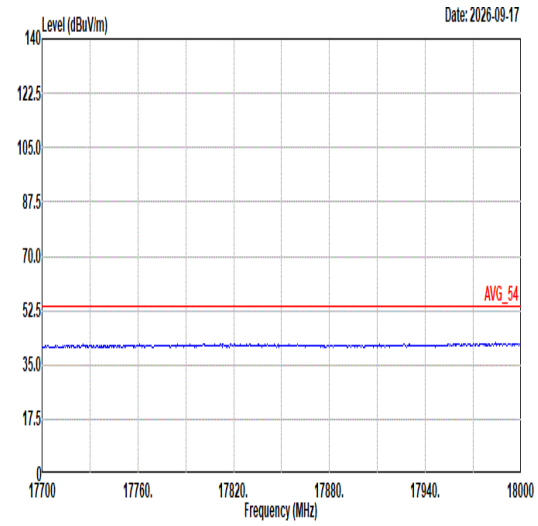 Site : 03CH13-HY Condition: AVG_54 3m DRH18-E_DU2F13A18ES VERTICAL

Mode	11	
	Band Edge - L	
	2400-2483.5_Bluetooth-LE_GSFK _CH19_2440MHz	
ANT	1	
Pol.	Horizontal	Fundamental
Peak	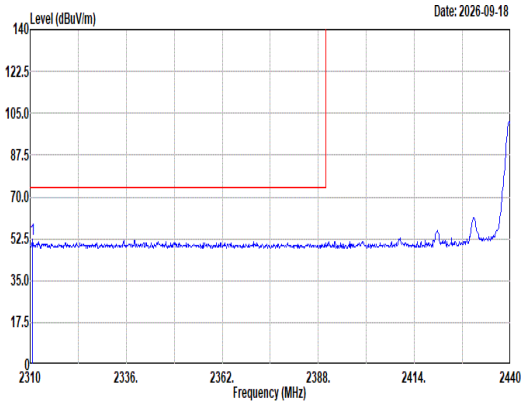 Site : 03CH13-HY Condition: PEAK_BE_74 3m DRH18-E_DU2F13A18ES HORIZONTAL : RBW:1000.000kHz VBW:3000.000kHz SWT:Auto Freq Level Limit Line Margin Read Level Ant Factor Cable Loss Preamp Factor Aux Factor APos TPos Remark MHz dBuV/m dBuV/m dB dBuV dB/m dB dB dB cm deg 1 2310.65 52.07 74.00 -21.93 45.40 27.09 6.58 36.93 9.93 102 221 Peak	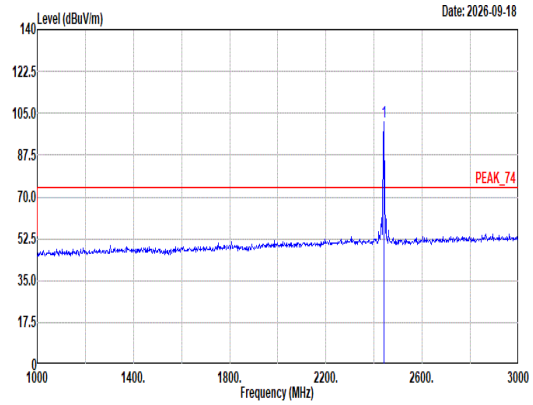 Site : 03CH13-HY Condition: PEAK_74 3m DRH18-E_DU2F13A18ES HORIZONTAL : RBW:1000.000kHz VBW:3000.000kHz SWT:Auto Freq Level Limit Line Margin Read Level Ant Factor Cable Loss Preamp Factor Aux Factor APos TPos Remark MHz dBuV/m dBuV/m dB dBuV dB/m dB dB dB cm deg 1 2440.00 101.59 ------ ------ 95.04 26.80 6.76 36.94 9.93 102 221 Peak
Avg	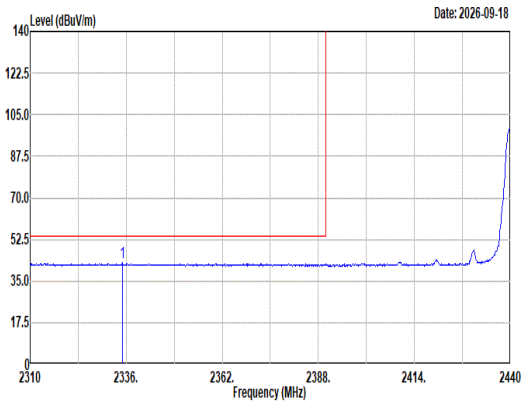 Site : 03CH13-HY Condition: AVG_BE_54 3m DRH18-E_DU2F13A18ES HORIZONTAL : RBW:1000.000kHz VBW:5.100kHz SWT:Auto Freq Level Limit Line Margin Read Level Ant Factor Cable Loss Preamp Factor Aux Factor APos TPos Remark MHz dBuV/m dBuV/m dB dBuV dB/m dB dB dB cm deg 1 2334.96 42.62 54.00 -11.38 36.01 27.00 6.61 36.93 9.93 102 221 Average	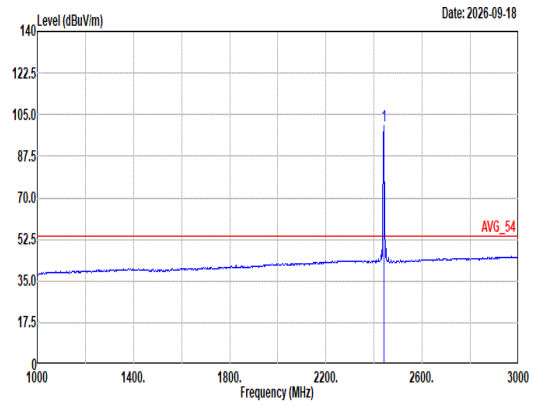 Site : 03CH13-HY Condition: AVG_54 3m DRH18-E_DU2F13A18ES HORIZONTAL : RBW:1000.000kHz VBW:5.100kHz SWT:Auto Freq Level Limit Line Margin Read Level Ant Factor Cable Loss Preamp Factor Aux Factor APos TPos Remark MHz dBuV/m dBuV/m dB dBuV dB/m dB dB dB cm deg 1 2440.00 100.31 ------ ------ 93.76 26.80 6.76 36.94 9.93 102 221 Average

Mode	11	
	Band Edge - R	
	2400-2483.5_Bluetooth-LE_GSFK _CH19_2440MHz	
ANT	1	
Pol.	Horizontal	Fundamental
Peak	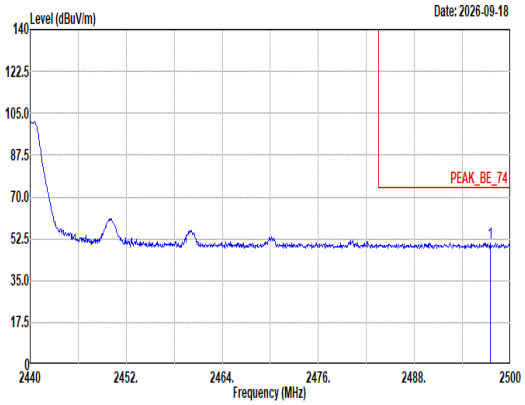 Site : 03CH13-HY Condition: PEAK_BE_74 3m DRH18-E_DU2F13A18ES HORIZONTAL : RBW:1000.000kHz VBW:3000.000kHz SWT:Auto Limit Read Ant Cable Preamp Aux APos TPos Freq Level Line Margin Level Factor Loss Factor Factor Remark MHz dBuV/m dBuV/m dB dBuV dB/m dB dB dB cm deg 1 2497.48 50.87 74.00 -23.13 44.26 26.80 6.83 36.95 9.93 102 221 Peak	Blank
Avg	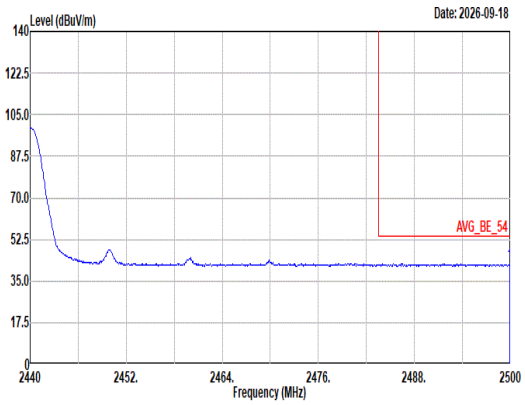 Site : 03CH13-HY Condition: AVG_BE_54 3m DRH18-E_DU2F13A18ES HORIZONTAL : RBW:1000.000kHz VBW:5.100kHz SWT:Auto Limit Read Ant Cable Preamp Aux APos TPos Freq Level Line Margin Level Factor Loss Factor Factor Remark MHz dBuV/m dBuV/m dB dBuV dB/m dB dB dB cm deg 1 2499.94 42.29 54.00 -11.71 35.68 26.80 6.83 36.95 9.93 102 221 Average	Blank

Mode	11	
	Band Edge - L	
	2400-2483.5_Bluetooth-LE_GSFK _CH19_2440MHz	
ANT	1	
Pol.	Vertical	Fundamental
Peak	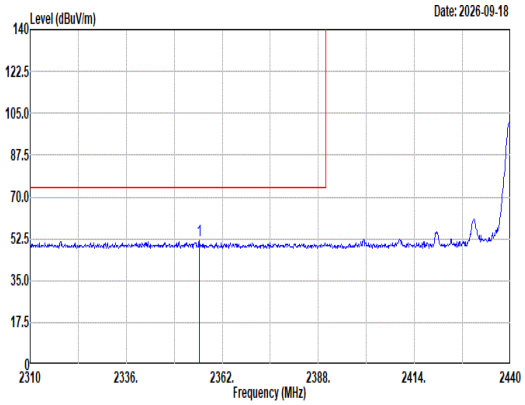 Site : 03CH13-HY Condition: PEAK_BE_74 3m DRH18-E_DU2F13A18ES VERTICAL : RBW:1000.000kHz VBW:3000.000kHz SWT:Auto Freq Level Limit Line Margin Read Level Ant Factor Cable Loss Preamp Factor Aux Factor APos TPos Remark MHz dBuV/m dBuV/m dB dBuV dB/m dB dB dB cm deg 1 2355.76 51.60 74.00 -22.40 45.07 26.90 6.64 36.94 9.93 300 312 Peak	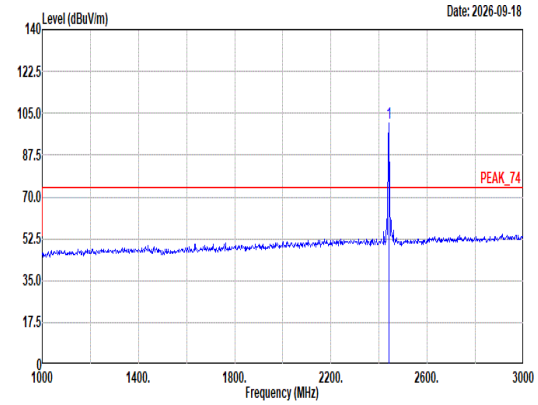 Site : 03CH13-HY Condition: PEAK_74 3m DRH18-E_DU2F13A18ES VERTICAL : RBW:1000.000kHz VBW:3000.000kHz SWT:Auto Freq Level Limit Line Margin Read Level Ant Factor Cable Loss Preamp Factor Aux Factor APos TPos Remark MHz dBuV/m dBuV/m dB dBuV dB/m dB dB dB cm deg 1 2440.00 101.06 ------ ------ 94.51 26.80 6.76 36.94 9.93 300 312 Peak
Avg	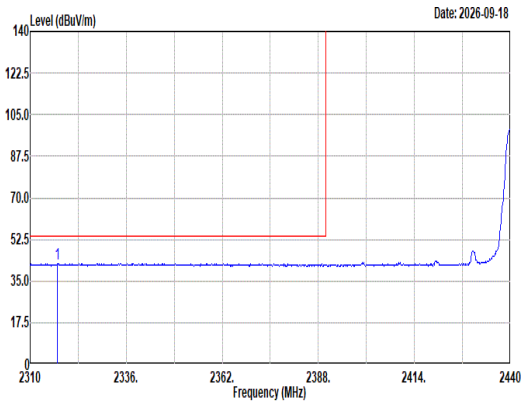 Site : 03CH13-HY Condition: AVG_BE_54 3m DRH18-E_DU2F13A18ES VERTICAL : RBW:1000.000kHz VBW:5.100kHz SWT:Auto Freq Level Limit Line Margin Read Level Ant Factor Cable Loss Preamp Factor Aux Factor APos TPos Remark MHz dBuV/m dBuV/m dB dBuV dB/m dB dB dB cm deg 1 2317.28 42.51 54.00 -11.49 35.89 27.03 6.59 36.93 9.93 300 312 Average	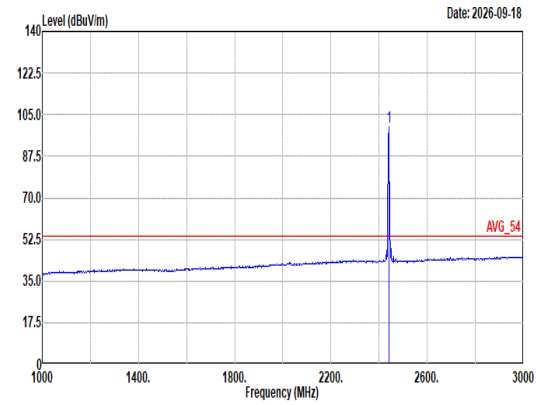 Site : 03CH13-HY Condition: AVG_54 3m DRH18-E_DU2F13A18ES VERTICAL : RBW:1000.000kHz VBW:5.100kHz SWT:Auto Freq Level Limit Line Margin Read Level Ant Factor Cable Loss Preamp Factor Aux Factor APos TPos Remark MHz dBuV/m dBuV/m dB dBuV dB/m dB dB dB cm deg 1 2440.00 99.78 ------ ------ 93.23 26.80 6.76 36.94 9.93 300 312 Average

Mode	11	
	Band Edge - R	
	2400-2483.5_Bluetooth-LE_GSFK _CH19_2440MHz	
ANT	1	
Pol.	Vertical	Fundamental
Peak	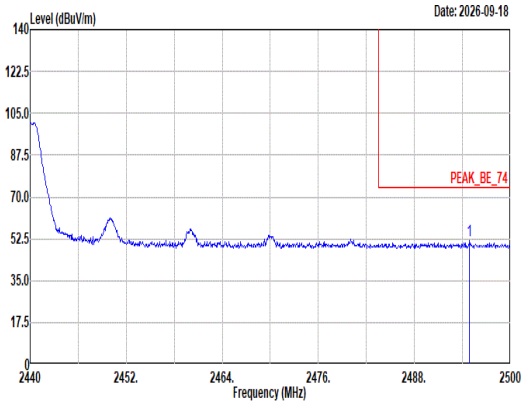 Site : 03CH13-HY Condition: PEAK_BE_74 3m DRH18-E_DU2F13A18ES VERTICAL : RBW:1000.000kHz VBW:3000.000kHz SWT:Auto Limit Read Ant Cable Preamp Aux APos TPos Freq Level Line Margin Level Factor Loss Factor Factor Remark MHz dBuV/m dBuV/m dB dBuV dB/m dB dB dB cm deg 1 2494.90 51.53 74.00 -22.47 44.92 26.80 6.83 36.95 9.93 300 312 Peak	Blank
Avg	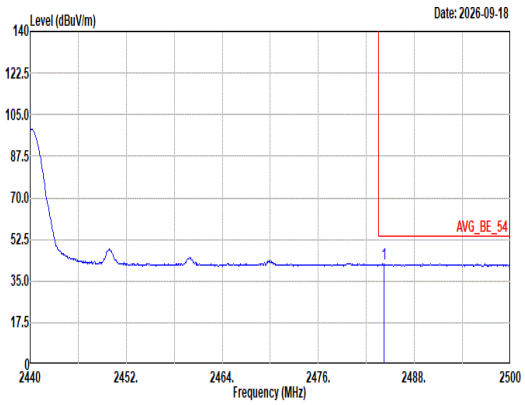 Site : 03CH13-HY Condition: AVG_BE_54 3m DRH18-E_DU2F13A18ES VERTICAL : RBW:1000.000kHz VBW:5.100kHz SWT:Auto Limit Read Ant Cable Preamp Aux APos TPos Freq Level Line Margin Level Factor Loss Factor Factor Remark MHz dBuV/m dBuV/m dB dBuV dB/m dB dB dB cm deg 1 2484.22 42.32 54.00 -11.68 35.72 26.80 6.82 36.95 9.93 300 312 Average	Blank

Mode	11	
	Harmonic	
	2400-2483.5_Bluetooth-LE_GSFK _CH19_2440MHz	
ANT	1	
Pol.	Horizontal	Vertical
Peak Avg	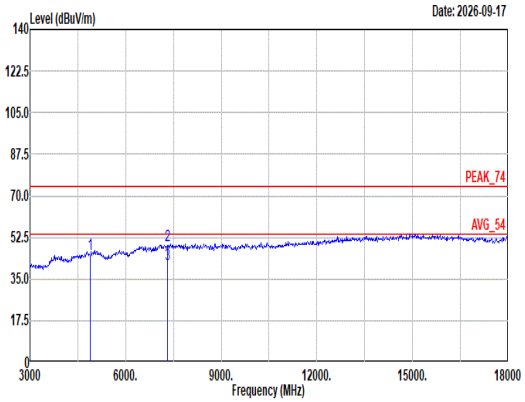 Site : 03CH13-HY Condition: PEAK_74 3m DRH18-E_DU2F13A18ES HORIZONTAL Freq Level Limit Line Margin Read Level Ant Factor Cable Loss Preamp Factor Aux Factor APos TPos Remark MHz dBuV/m dBuV/m dB dBuV dB/m dB dB dB cm deg 1 4880.00 45.47 74.00 -28.53 35.89 32.56 10.07 33.59 0.54 -- -- Peak 2 7320.00 49.25 74.00 -24.75 35.91 37.08 11.72 36.04 0.58 202 320 Peak 3 7320.00 41.24 54.00 -12.76 27.90 37.08 11.72 36.04 0.58 202 320 Average	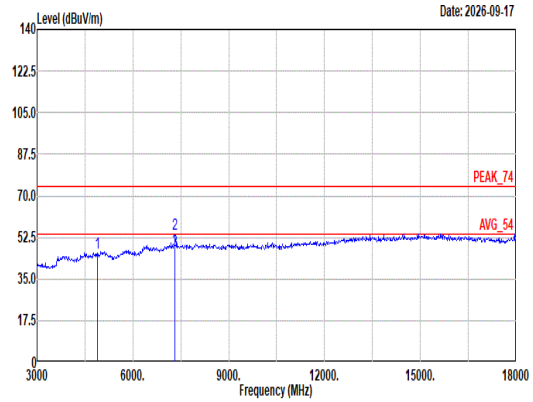 Site : 03CH13-HY Condition: PEAK_74 3m DRH18-E_DU2F13A18ES VERTICAL Freq Level Limit Line Margin Read Level Ant Factor Cable Loss Preamp Factor Aux Factor APos TPos Remark MHz dBuV/m dBuV/m dB dBuV dB/m dB dB dB cm deg 1 4880.00 45.76 74.00 -28.24 36.18 32.56 10.07 33.59 0.54 -- -- Peak 2 7320.00 53.86 74.00 -20.14 40.52 37.08 11.72 36.04 0.58 305 200 Peak 3 7320.00 46.93 54.00 -7.07 33.59 37.08 11.72 36.04 0.58 305 200 Average

Mode	11	
	Harmonic	
	2400-2483.5_Bluetooth-LE_GSFK _CH19_2440MHz	
ANT	1	
Pol.	Horizontal	Vertical
14.47G ~14.5G Avg	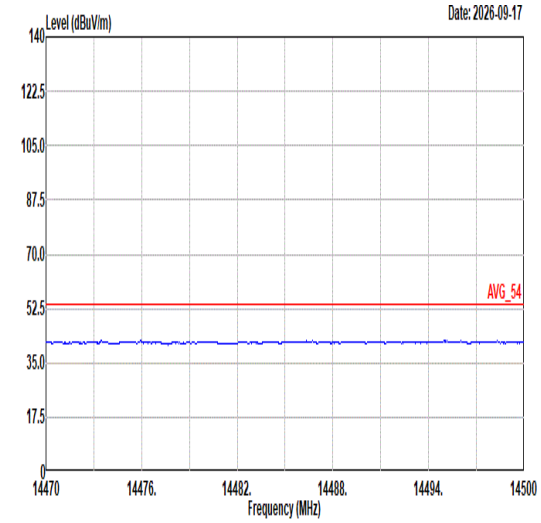 Site : 03CH13-HY Condition: AVG_54 3m DRH18-E_DU2F13A18ES HORIZONTAL	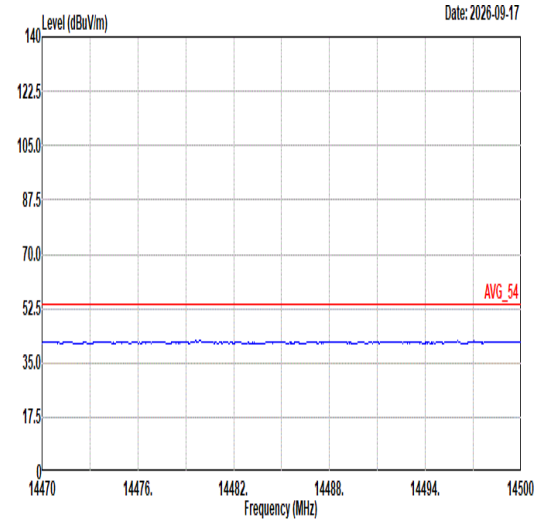 Site : 03CH13-HY Condition: AVG_54 3m DRH18-E_DU2F13A18ES VERTICAL
17.7G ~18G Avg	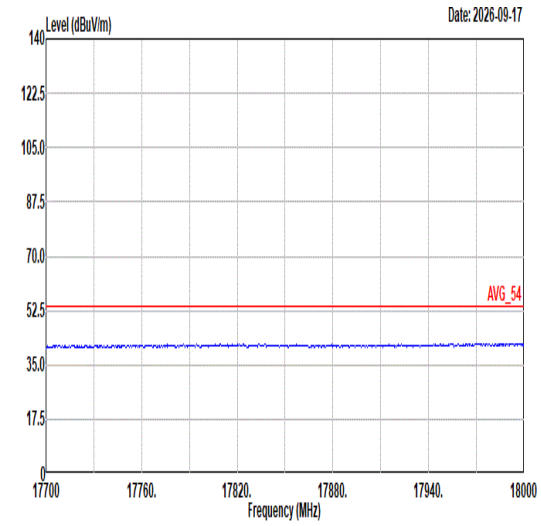 Site : 03CH13-HY Condition: AVG_54 3m DRH18-E_DU2F13A18ES HORIZONTAL	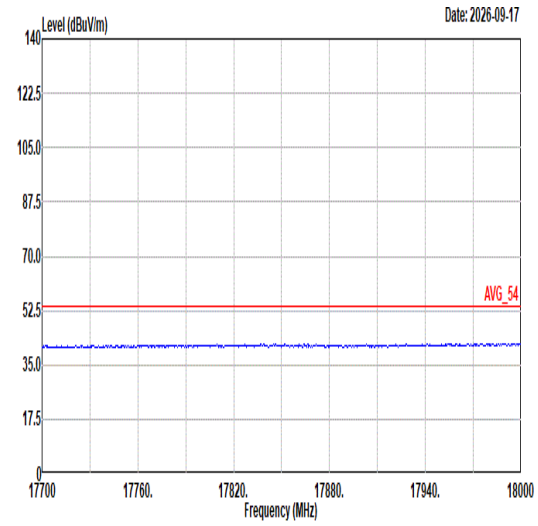 Site : 03CH13-HY Condition: AVG_54 3m DRH18-E_DU2F13A18ES VERTICAL

Mode	12	
	Band Edge	
	2400-2483.5_Bluetooth-LE_GSFK _CH38_2478MHz	
ANT	1	
Pol.	Horizontal	Fundamental
Peak	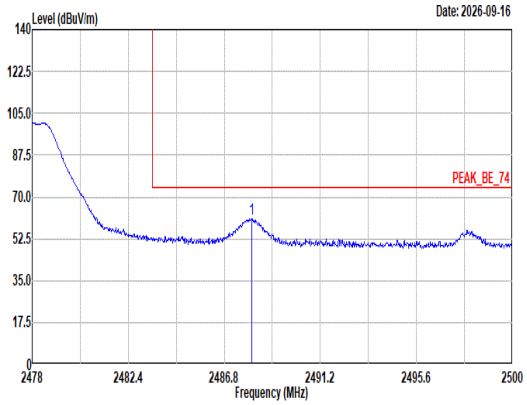 Site : 03CH13-HY Condition: PEAK_BE_74 3m DRH18-E_DU2F13A18ES HORIZONTAL : RBW:1000.000kHz VBW:3000.000kHz SWT:Auto Freq Level Limit Line Margin Read Level Ant Factor Cable Loss Preamp Factor Aux Factor APos TPos Remark MHz dBuV/m dBuV/m dB dBuV dB/m dB dB dB cm deg 1 2488.05 60.76 74.00 -13.24 54.16 26.80 6.82 36.95 9.93 363 214 Peak	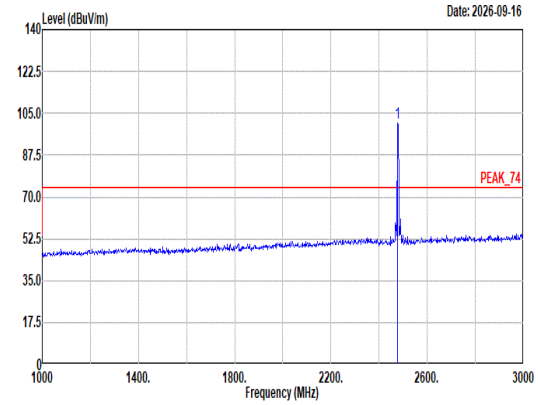 Site : 03CH13-HY Condition: PEAK_74 3m DRH18-E_DU2F13A18ES HORIZONTAL : RBW:1000.000kHz VBW:3000.000kHz SWT:Auto Freq Level Limit Line Margin Read Level Ant Factor Cable Loss Preamp Factor Aux Factor APos TPos Remark MHz dBuV/m dBuV/m dB dBuV dB/m dB dB dB cm deg 1 2478.00 101.10 ------ ------ 94.51 26.80 6.81 36.95 9.93 363 214 Peak
Avg	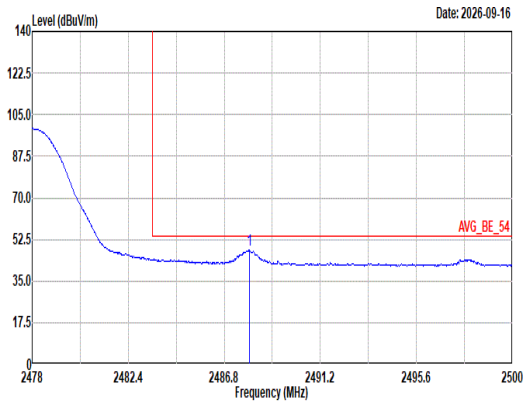 Site : 03CH13-HY Condition: AVG_BE_54 3m DRH18-E_DU2F13A18ES HORIZONTAL : RBW:1000.000kHz VBW:5.100kHz SWT:Auto Freq Level Limit Line Margin Read Level Ant Factor Cable Loss Preamp Factor Aux Factor APos TPos Remark MHz dBuV/m dBuV/m dB dBuV dB/m dB dB dB cm deg 1 2487.94 48.14 54.00 -5.86 41.54 26.80 6.82 36.95 9.93 363 214 Average	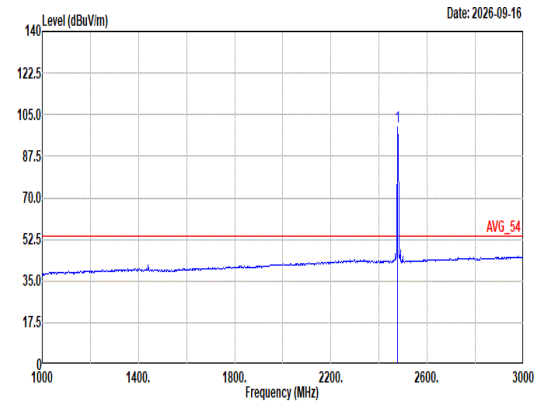 Site : 03CH13-HY Condition: AVG_54 3m DRH18-E_DU2F13A18ES HORIZONTAL : RBW:1000.000kHz VBW:5.100kHz SWT:Auto Freq Level Limit Line Margin Read Level Ant Factor Cable Loss Preamp Factor Aux Factor APos TPos Remark MHz dBuV/m dBuV/m dB dBuV dB/m dB dB dB cm deg 1 2478.00 99.83 ------ ------ 93.24 26.80 6.81 36.95 9.93 363 214 Average

Mode	12	
	Band Edge	
	2400-2483.5_Bluetooth-LE_GSFK _CH38_2478MHz	
ANT	1	
Pol.	Vertical	Fundamental
Peak	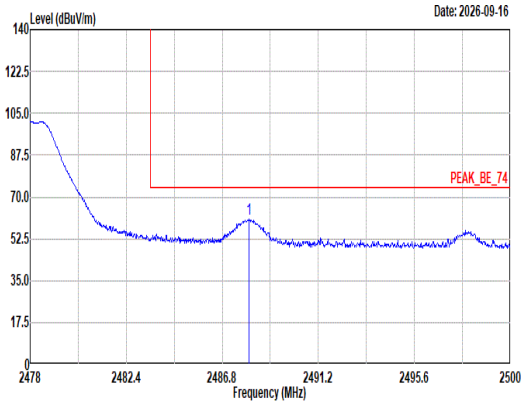 Site : 03CH13-HY Condition: PEAK_BE_74 3m DRH18-E_DU2F13A18ES VERTICAL : RBW:1000.000kHz VBW:3000.000kHz SWT:Auto Freq Level Limit Line Margin Read Level Ant Factor Cable Loss Preamp Factor Aux Factor APos TPos Remark MHz dBuV/m dBuV/m dB dBuV dB/m dB dB dB cm deg 1 2488.03 60.62 74.00 -13.38 54.02 26.80 6.82 36.95 9.93 301 317 Peak	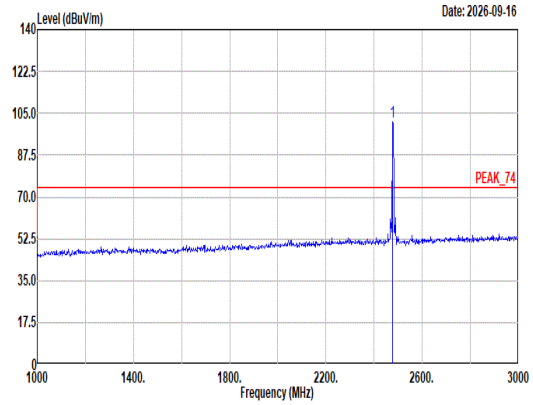 Site : 03CH13-HY Condition: PEAK_74 3m DRH18-E_DU2F13A18ES VERTICAL : RBW:1000.000kHz VBW:3000.000kHz SWT:Auto Freq Level Limit Line Margin Read Level Ant Factor Cable Loss Preamp Factor Aux Factor APos TPos Remark MHz dBuV/m dBuV/m dB dBuV dB/m dB dB dB cm deg 1 2478.00 101.62 ------ ------ 95.03 26.80 6.81 36.95 9.93 301 317 Peak
Avg	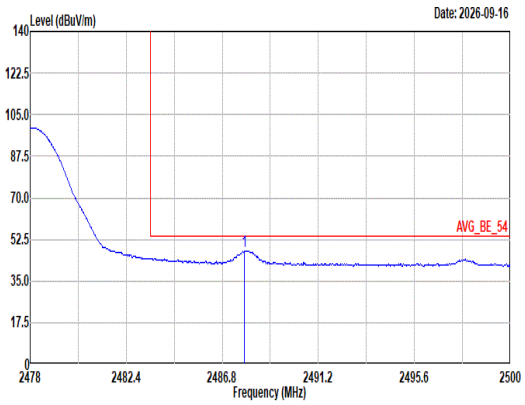 Site : 03CH13-HY Condition: AVG_BE_54 3m DRH18-E_DU2F13A18ES VERTICAL : RBW:1000.000kHz VBW:5.100kHz SWT:Auto Freq Level Limit Line Margin Read Level Ant Factor Cable Loss Preamp Factor Aux Factor APos TPos Remark MHz dBuV/m dBuV/m dB dBuV dB/m dB dB dB cm deg 1 2487.81 47.76 54.00 -6.24 41.16 26.80 6.82 36.95 9.93 301 317 Average	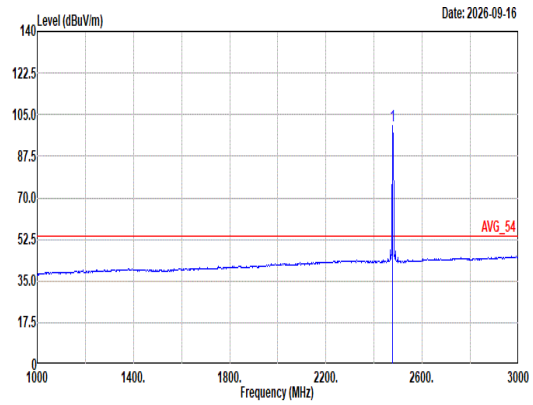 Site : 03CH13-HY Condition: AVG_54 3m DRH18-E_DU2F13A18ES VERTICAL : RBW:1000.000kHz VBW:5.100kHz SWT:Auto Freq Level Limit Line Margin Read Level Ant Factor Cable Loss Preamp Factor Aux Factor APos TPos Remark MHz dBuV/m dBuV/m dB dBuV dB/m dB dB dB cm deg 1 2478.00 100.33 ------ ------ 93.74 26.80 6.81 36.95 9.93 301 317 Average

Mode	12	
	Harmonic	
	2400-2483.5_Bluetooth-LE_GSFK _CH38_2478MHz	
ANT	1	
Pol.	Horizontal	Vertical
Peak Avg	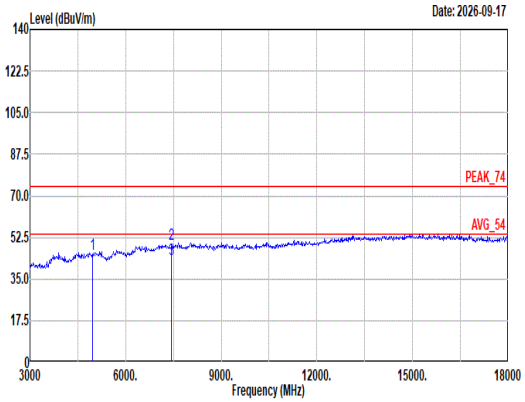 Site : 03CH13-HY Condition: PEAK_74 3m DRH18-E_DU2F13A18ES HORIZONTAL Freq Level Limit Line Margin Read Level Ant Factor Cable Loss Preamp Factor Aux Factor APos TPos Remark MHz dBuV/m dBuV/m dB dBuV dB/m dB dB dB cm deg 1 4956.00 45.51 74.00 -28.49 35.69 32.81 9.94 33.55 0.62 -- -- Peak 2 7434.00 49.69 74.00 -24.31 36.25 37.13 11.78 36.12 0.65 200 322 Peak 3 7434.00 43.07 54.00 -10.93 29.63 37.13 11.78 36.12 0.65 200 322 Average	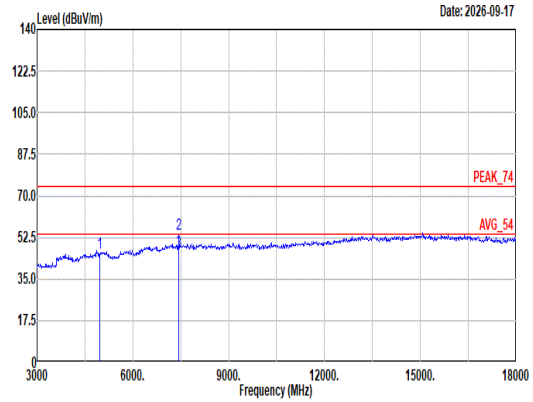 Site : 03CH13-HY Condition: PEAK_74 3m DRH18-E_DU2F13A18ES VERTICAL Freq Level Limit Line Margin Read Level Ant Factor Cable Loss Preamp Factor Aux Factor APos TPos Remark MHz dBuV/m dBuV/m dB dBuV dB/m dB dB dB cm deg 1 4956.00 45.73 74.00 -28.27 35.91 32.81 9.94 33.55 0.62 -- -- Peak 2 7434.00 54.13 74.00 -19.87 40.69 37.13 11.78 36.12 0.65 300 210 Peak 3 7434.00 46.23 54.00 -7.77 32.79 37.13 11.78 36.12 0.65 300 210 Average

Mode	12	
	Harmonic	
	2400-2483.5_Bluetooth-LE_GSFK _CH38_2478MHz	
ANT	1	
Pol.	Horizontal	Vertical
14.47G ~14.5G Avg	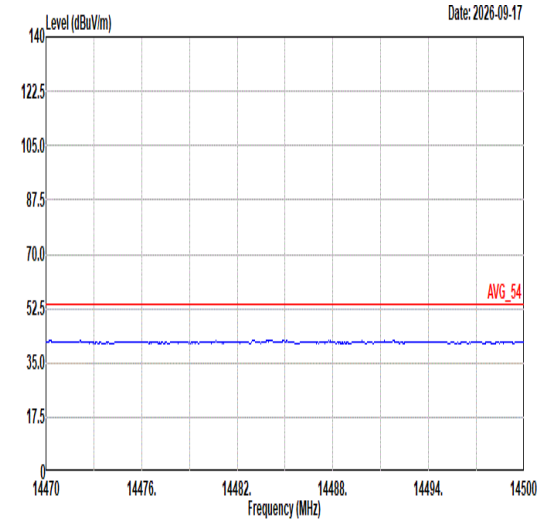 Site : 03CH13-HY Condition: AVG_54 3m DRH18-E_DU2F13A18ES HORIZONTAL	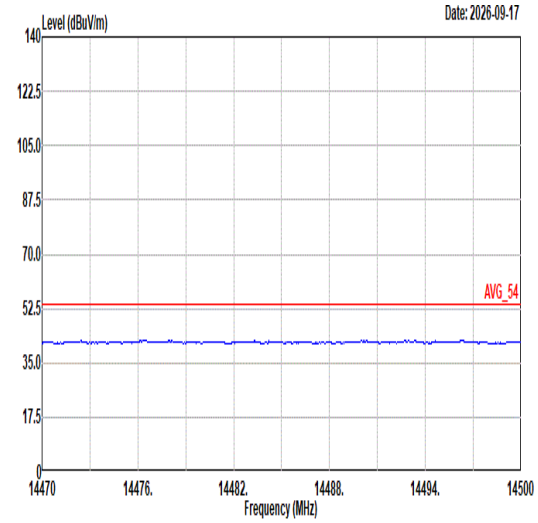 Site : 03CH13-HY Condition: AVG_54 3m DRH18-E_DU2F13A18ES VERTICAL
17.7G ~18G Avg	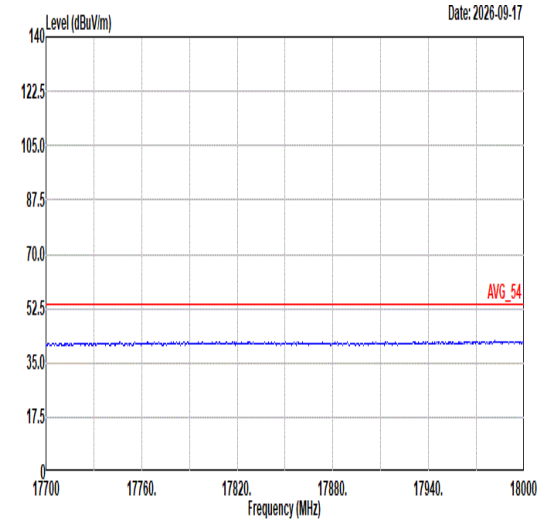 Site : 03CH13-HY Condition: AVG_54 3m DRH18-E_DU2F13A18ES HORIZONTAL	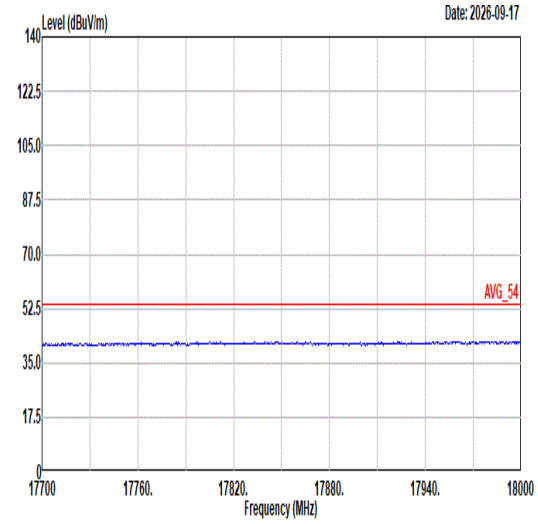 Site : 03CH13-HY Condition: AVG_54 3m DRH18-E_DU2F13A18ES VERTICAL

Mode	15	
	LF	
	2400-2483.5_Bluetooth-LE_GSFK _CH38_2478MHz	
ANT	1	
Pol.	Horizontal	Vertical
QP/ Peak	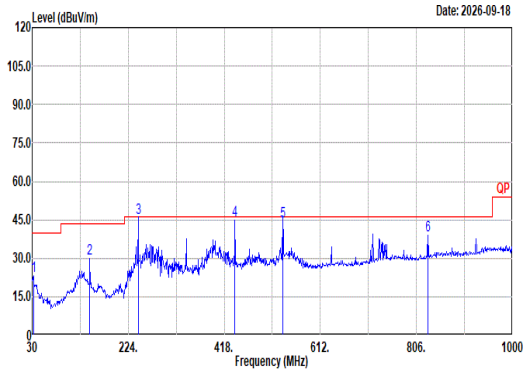 Site : 03CH13-HY Condition: QP 3m BILOG_40103 HORIZONTAL Freq Level Limit Line Margin Read Level Ant Factor Cable Loss Preamp Factor Aux Factor APos TPos Remark 1 32.91 22.99 40.00 -17.01 31.16 23.08 0.79 32.17 0.13 -- -- Peak 2 146.40 30.04 43.50 -13.46 42.93 17.25 1.72 32.08 0.22 -- -- Peak 3 244.37 45.53 46.00 -0.47 57.39 17.75 2.20 31.98 0.17 100 310 QP 4 439.34 44.74 46.00 -1.26 50.96 22.63 2.90 31.93 0.18 200 324 QP 5 536.34 44.57 46.00 -1.43 48.97 24.21 3.21 32.01 0.19 147 8 QP 6 829.28 38.81 46.00 -7.19 37.96 28.27 3.96 31.65 0.27 -- -- Peak	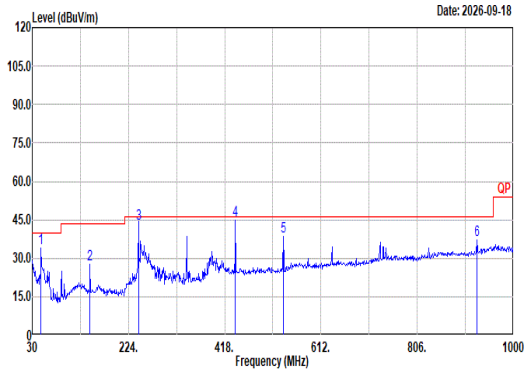 Site : 03CH13-HY Condition: QP 3m BILOG_40103 VERTICAL Freq Level Limit Line Margin Read Level Ant Factor Cable Loss Preamp Factor Aux Factor APos TPos Remark 1 47.46 33.90 40.00 -6.10 49.60 15.43 1.01 32.27 0.13 -- -- Peak 2 146.40 27.40 43.50 -16.10 40.29 17.25 1.72 32.08 0.22 -- -- Peak 3 244.37 43.47 46.00 -2.53 55.33 17.75 2.20 31.98 0.17 100 70 QP 4 439.34 44.74 46.00 -1.26 50.96 22.63 2.90 31.93 0.18 100 42 QP 5 536.34 38.70 46.00 -7.30 43.10 24.21 3.21 32.01 0.19 -- -- Peak 6 926.28 37.14 46.00 -8.86 34.28 29.51 4.15 31.08 0.28 -- -- Peak

Mode	16	
	SHF	
	2400-2483.5_Bluetooth-LE_GSFK _CH38_2478MHz	
ANT	1	
Pol.	Horizontal	Vertical
Peak	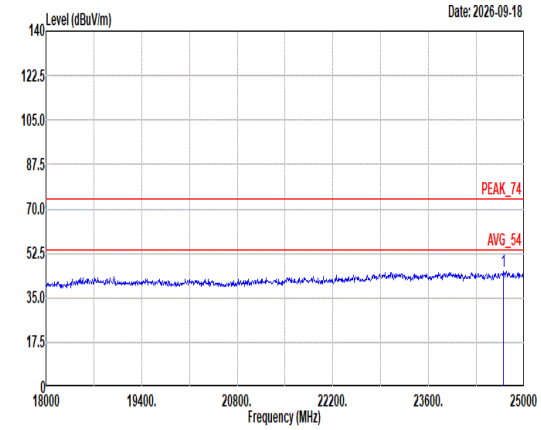 Site : 03CH13-HY Condition: PEAK_74 1m SHF_1225 HORIZONTAL Freq Level Limit Line Margin Read Level Ant Factor Cable Loss Preamp Factor Aux Factor APos TPos Remark MHz dBuV/m dBuV/m dB dBuV dB/m dB dB dB cm deg 1 24692.00 45.56 74.00 -28.44 41.73 39.67 6.41 53.38 -9.54 -- -- Peak	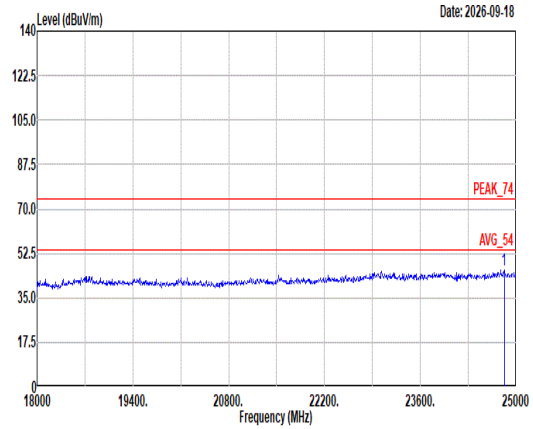 Site : 03CH13-HY Condition: PEAK_74 1m SHF_1225 VERTICAL Freq Level Limit Line Margin Read Level Ant Factor Cable Loss Preamp Factor Aux Factor APos TPos Remark MHz dBuV/m dBuV/m dB dBuV dB/m dB dB dB cm deg 1 24825.00 46.20 74.00 -27.80 42.29 39.65 6.42 53.31 -9.54 -- -- Peak

C4-1.Radiated Spurious Emission Test Modes

Mode	Band (MHz)	Antenna	Modulation	Channel	Frequency	Data Rate	RU	Remark
Mode 26	2400-2483.5	2	Bluetooth-LE_GSFK	01	2404	2Mbps	-	-
Mode 27	2400-2483.5	2	Bluetooth-LE_GSFK	19	2440	2Mbps	-	-
Mode 28	2400-2483.5	2	Bluetooth-LE_GSFK	38	2478	2Mbps	-	-
Mode 31	2400-2483.5	2	Bluetooth-LE_GSFK	38	2478	2Mbps	-	LF
Mode 32	2400-2483.5	2	Bluetooth-LE_GSFK	38	2478	2Mbps	-	SHF

C4-2.Summary of each worse mode

Mode	Modulation	Ch.	Freq. (MHz)	Level (dBuV/m)	Limit (dBuV/m)	Margin (dB)	Pol.	Peak Avg.	Result	RU	Remark
26	Bluetooth-LE_GSFK	01	2384.20	43.89	54.00	-10.11	H	Avg.	Pass	-	Band Edge
	Bluetooth-LE_GSFK	01	4808.00	42.81	54.00	-11.19	V	Avg.	Pass	-	Harmonic
27	Bluetooth-LE_GSFK	19	2328.07	42.54	54.00	-11.46	H	Avg.	Pass	-	Band Edge
	Bluetooth-LE_GSFK	19	4880.00	48.37	54.00	-5.63	H	Avg.	Pass	-	Harmonic
28	Bluetooth-LE_GSFK	38	2487.88	50.06	54.00	-3.94	H	Avg.	Pass	-	Band Edge
	Bluetooth-LE_GSFK	38	4956.00	49.85	54.00	-4.15	H	Avg.	Pass	-	Harmonic
31	LF	38	260.86	37.33	46.00	-8.67	H	Peak	Pass	-	LF
32	SHF	38	24825.00	45.21	74.00	-28.79	V	Peak	Pass	-	SHF

Mode	26	
	Band Edge	
	2400-2483.5_Bluetooth-LE_GSFK _CH01_2404MHz	
ANT	2	
Pol.	Horizontal	Fundamental
Peak	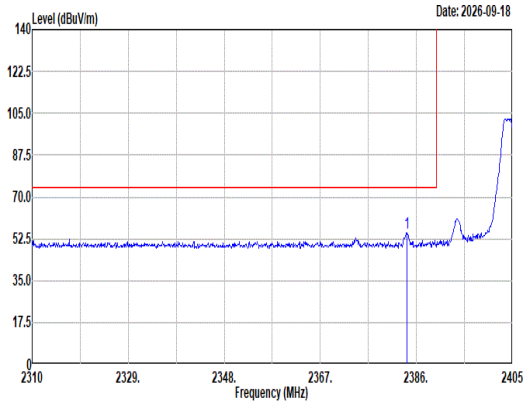 Site : 03CH13-HY Condition: PEAK_BE_74 3m DRH18-E_DU2F13A18ES HORIZONTAL : RBW:1000.000kHz VBW:3000.000kHz SWT:Auto Freq Level Limit Line Margin Read Level Ant Factor Cable Loss Preamp Factor Aux Factor APos TPos Remark MHz dBuV/m dBuV/m dB dBuV dB/m dB dB dB cm deg 1 2384.20 54.82 74.00 -19.18 48.38 26.76 6.69 36.94 9.93 281 111 Peak	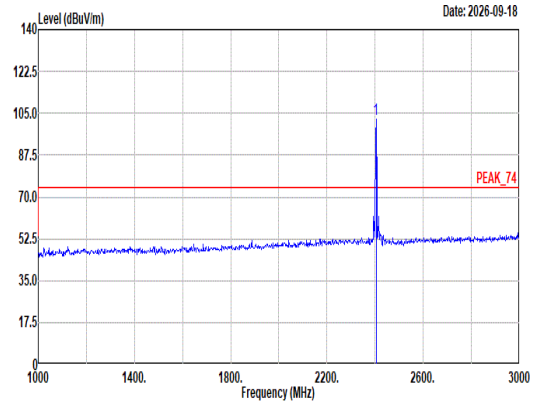 Site : 03CH13-HY Condition: PEAK_74 3m DRH18-E_DU2F13A18ES HORIZONTAL : RBW:1000.000kHz VBW:3000.000kHz SWT:Auto Freq Level Limit Line Margin Read Level Ant Factor Cable Loss Preamp Factor Aux Factor APos TPos Remark MHz dBuV/m dBuV/m dB dBuV dB/m dB dB dB cm deg 1 2404.00 102.71 ------ ------ 96.20 26.80 6.72 36.94 9.93 281 111 Peak
Avg	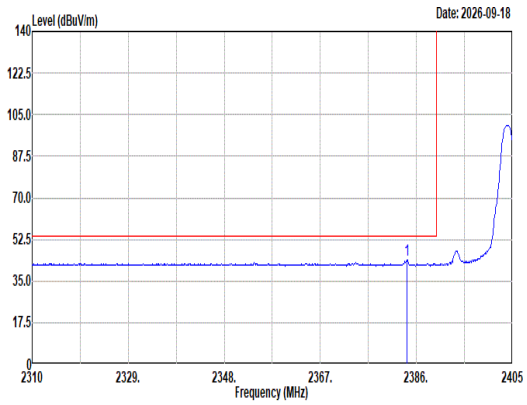 Site : 03CH13-HY Condition: AVG_BE_54 3m DRH18-E_DU2F13A18ES HORIZONTAL : RBW:1000.000kHz VBW:5.100kHz SWT:Auto Freq Level Limit Line Margin Read Level Ant Factor Cable Loss Preamp Factor Aux Factor APos TPos Remark MHz dBuV/m dBuV/m dB dBuV dB/m dB dB dB cm deg 1 2384.20 43.89 54.00 -10.11 37.45 26.76 6.69 36.94 9.93 281 111 Average	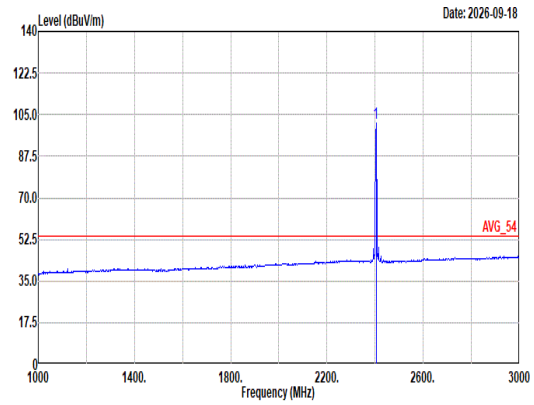 Site : 03CH13-HY Condition: AVG_54 3m DRH18-E_DU2F13A18ES HORIZONTAL : RBW:1000.000kHz VBW:5.100kHz SWT:Auto Freq Level Limit Line Margin Read Level Ant Factor Cable Loss Preamp Factor Aux Factor APos TPos Remark MHz dBuV/m dBuV/m dB dBuV dB/m dB dB dB cm deg 1 2404.00 101.46 ------ ------ 94.95 26.80 6.72 36.94 9.93 281 111 Average

Mode	26	
	Band Edge	
	2400-2483.5_Bluetooth-LE_GSFK _CH01_2404MHz	
ANT	2	
Pol.	Vertical	Fundamental
Peak	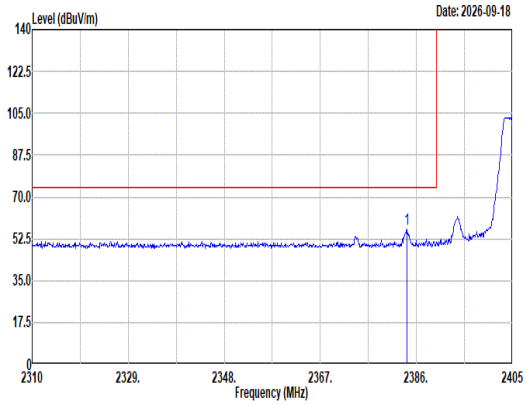 Site : 03CH13-HY Condition: PEAK_BE_74 3m DRH18-E_DU2F13A18ES VERTICAL : RBW:1000.000kHz VBW:3000.000kHz SWT:Auto Freq Level Limit Line Margin Read Level Ant Factor Cable Loss Preamp Factor Aux Factor APos TPos Remark MHz dBuV/m dBuV/m dB dBuV dB/m dB dB dB cm deg 1 2384.10 56.48 74.00 -17.52 50.04 26.76 6.69 36.94 9.93 241 230 Peak	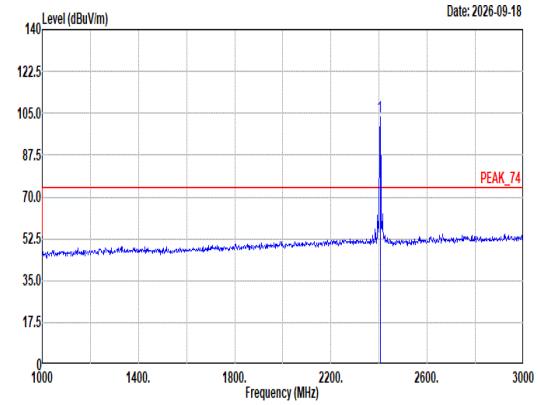 Site : 03CH13-HY Condition: PEAK_74 3m DRH18-E_DU2F13A18ES VERTICAL : RBW:1000.000kHz VBW:3000.000kHz SWT:Auto Freq Level Limit Line Margin Read Level Ant Factor Cable Loss Preamp Factor Aux Factor APos TPos Remark MHz dBuV/m dBuV/m dB dBuV dB/m dB dB dB cm deg 1 2404.00 103.39 ------ ------ 96.88 26.80 6.72 36.94 9.93 241 230 Peak
Avg	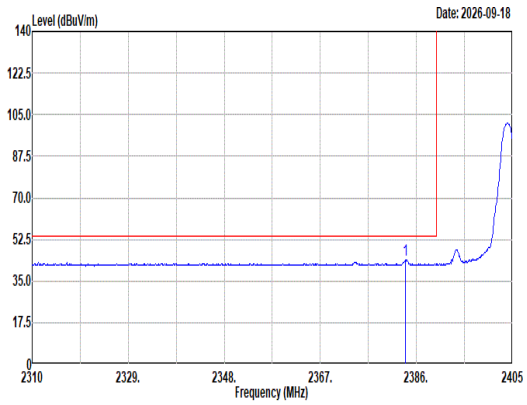 Site : 03CH13-HY Condition: AVG_BE_54 3m DRH18-E_DU2F13A18ES VERTICAL : RBW:1000.000kHz VBW:5.100kHz SWT:Auto Freq Level Limit Line Margin Read Level Ant Factor Cable Loss Preamp Factor Aux Factor APos TPos Remark MHz dBuV/m dBuV/m dB dBuV dB/m dB dB dB cm deg 1 2383.82 43.86 54.00 -10.14 37.42 26.76 6.69 36.94 9.93 241 230 Average	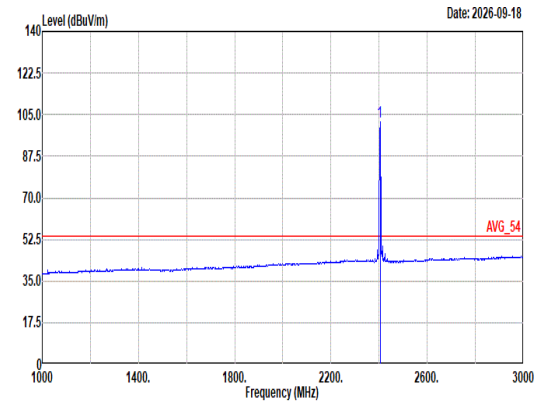 Site : 03CH13-HY Condition: AVG_54 3m DRH18-E_DU2F13A18ES VERTICAL : RBW:1000.000kHz VBW:5.100kHz SWT:Auto Freq Level Limit Line Margin Read Level Ant Factor Cable Loss Preamp Factor Aux Factor APos TPos Remark MHz dBuV/m dBuV/m dB dBuV dB/m dB dB dB cm deg 1 2404.00 102.12 ------ ------ 95.61 26.80 6.72 36.94 9.93 241 230 Average

Mode	26	
	Harmonic	
	2400-2483.5_Bluetooth-LE_GSFK _CH01_2404MHz	
ANT	2	
Pol.	Horizontal	Vertical
Peak Avg	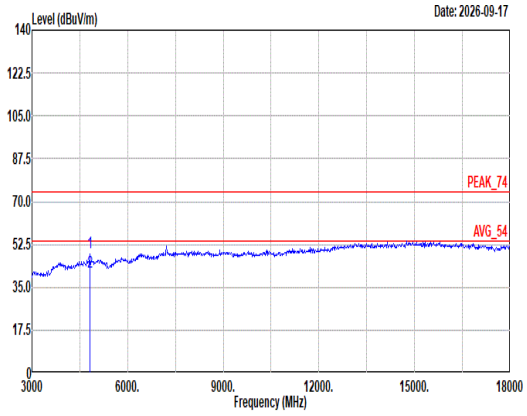 Site : 03CH13-HY Condition: PEAK_74 3m DRH18-E_DU2F13A18ES HORIZONTAL Freq Level Limit Line Margin Read Level Ant Factor Cable Loss Preamp Factor Aux Factor APos TPos Remark MHz dBuV/m dBuV/m dB dBuV dB/m dB dB dB cm deg 1 4808.00 49.34 74.00 -24.66 39.82 32.50 10.19 33.63 0.46 108 103 Peak 2 4808.00 41.12 54.00 -12.88 31.60 32.50 10.19 33.63 0.46 108 103 Average	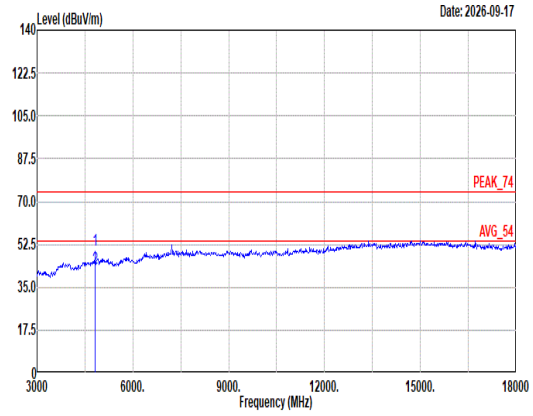 Site : 03CH13-HY Condition: PEAK_74 3m DRH18-E_DU2F13A18ES VERTICAL Freq Level Limit Line Margin Read Level Ant Factor Cable Loss Preamp Factor Aux Factor APos TPos Remark MHz dBuV/m dBuV/m dB dBuV dB/m dB dB dB cm deg 1 4808.00 49.98 74.00 -24.02 40.46 32.50 10.19 33.63 0.46 400 53 Peak 2 4808.00 42.81 54.00 -11.19 33.29 32.50 10.19 33.63 0.46 400 53 Average

Mode	26	
	Harmonic	
	2400-2483.5_Bluetooth-LE_GSFK _CH01_2404MHz	
ANT	2	
Pol.	Horizontal	Vertical
14.47G ~14.5G Avg	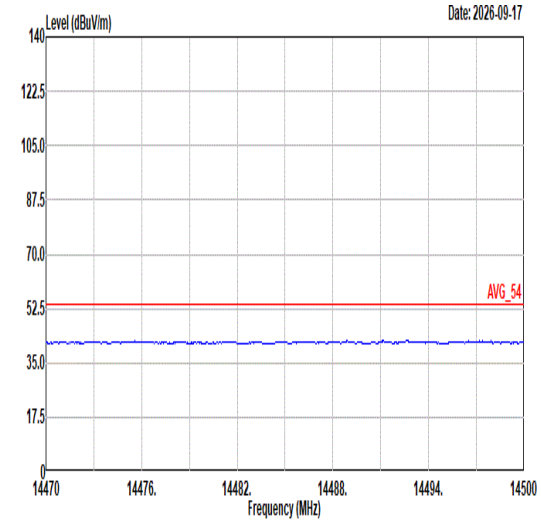 Site : 03CH13-HY Condition: AVG_54 3m DRH18-E_DU2F13A18ES HORIZONTAL	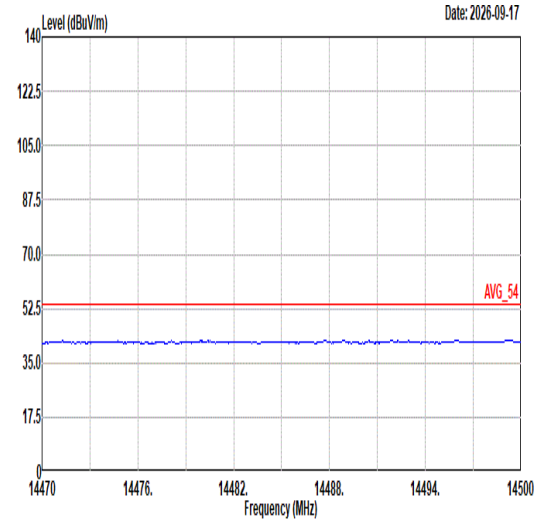 Site : 03CH13-HY Condition: AVG_54 3m DRH18-E_DU2F13A18ES VERTICAL
17.7G ~18G Avg	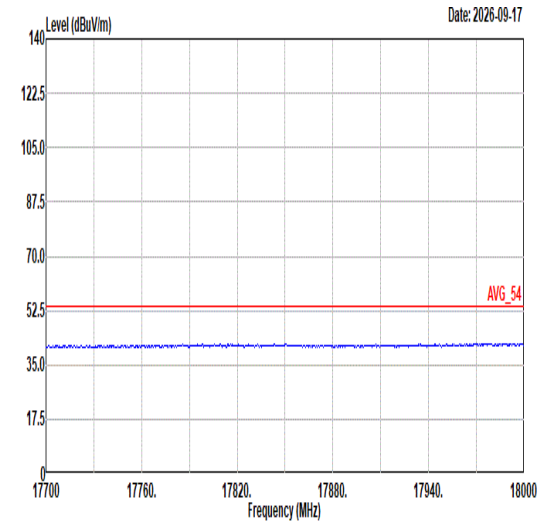 Site : 03CH13-HY Condition: AVG_54 3m DRH18-E_DU2F13A18ES HORIZONTAL	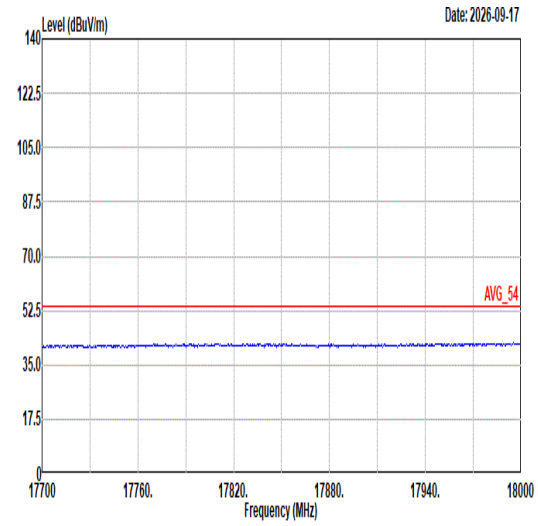 Site : 03CH13-HY Condition: AVG_54 3m DRH18-E_DU2F13A18ES VERTICAL

Mode	27	
	Band Edge - L	
	2400-2483.5_Bluetooth-LE_GSFK _CH19_2440MHz	
ANT	2	
Pol.	Horizontal	Fundamental
Peak	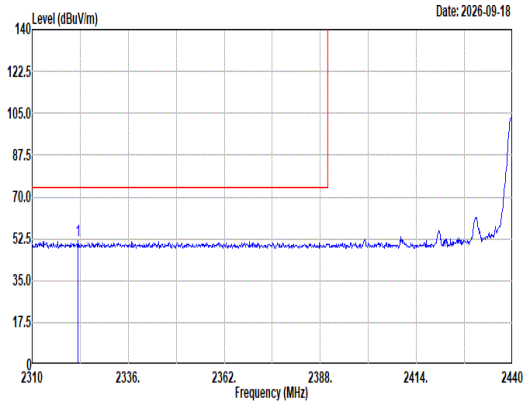 Site : 03CH13-HY Condition: PEAK_BE_74 3m DRH18-E_DU2F13A18ES HORIZONTAL : RBW:1000.000kHz VBW:3000.000kHz SWT:Auto Freq Level Limit Line Margin Read Level Ant Factor Cable Loss Preamp Factor Aux Factor APos TPos Remark MHz dBuV/m dBuV/m dB dBuV dB/m dB dB dB cm deg 1 2322.48 52.02 74.00 -21.98 45.43 27.00 6.59 36.93 9.93 241 106 Peak	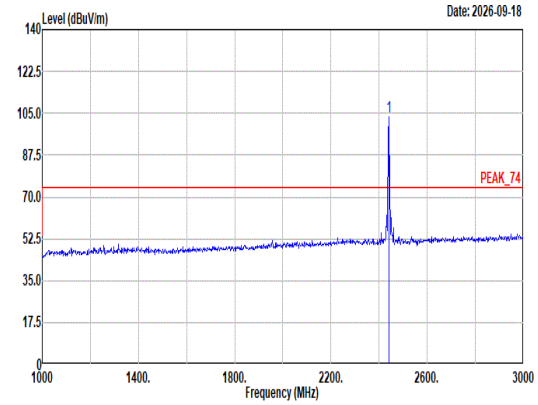 Site : 03CH13-HY Condition: PEAK_74 3m DRH18-E_DU2F13A18ES HORIZONTAL : RBW:1000.000kHz VBW:3000.000kHz SWT:Auto Freq Level Limit Line Margin Read Level Ant Factor Cable Loss Preamp Factor Aux Factor APos TPos Remark MHz dBuV/m dBuV/m dB dBuV dB/m dB dB dB cm deg 1 2440.00 103.32 ------ ------ 96.77 26.80 6.76 36.94 9.93 241 106 Peak
Avg	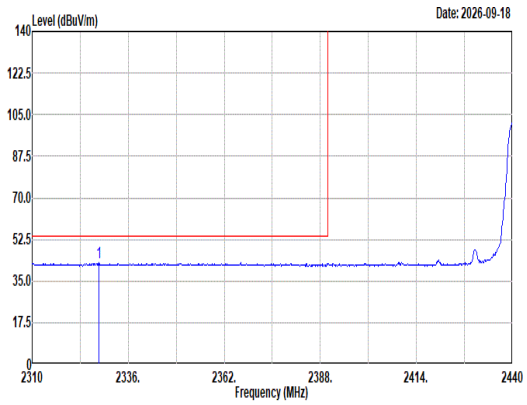 Site : 03CH13-HY Condition: AVG_BE_54 3m DRH18-E_DU2F13A18ES HORIZONTAL : RBW:1000.000kHz VBW:5.100kHz SWT:Auto Freq Level Limit Line Margin Read Level Ant Factor Cable Loss Preamp Factor Aux Factor APos TPos Remark MHz dBuV/m dBuV/m dB dBuV dB/m dB dB dB cm deg 1 2328.07 42.54 54.00 -11.46 35.94 27.00 6.60 36.93 9.93 241 106 Average	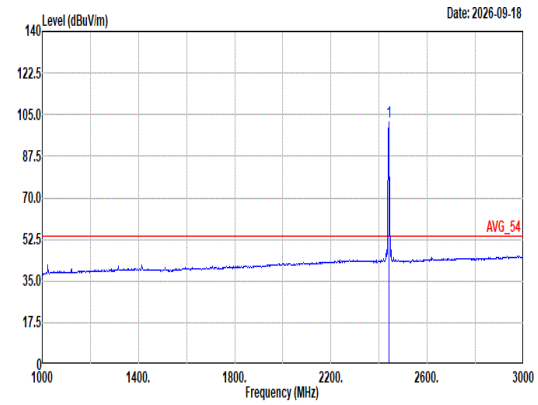 Site : 03CH13-HY Condition: AVG_54 3m DRH18-E_DU2F13A18ES HORIZONTAL : RBW:1000.000kHz VBW:5.100kHz SWT:Auto Freq Level Limit Line Margin Read Level Ant Factor Cable Loss Preamp Factor Aux Factor APos TPos Remark MHz dBuV/m dBuV/m dB dBuV dB/m dB dB dB cm deg 1 2440.00 102.05 ------ ------ 95.50 26.80 6.76 36.94 9.93 241 106 Average

Mode	27	
	Band Edge - R	
	2400-2483.5_Bluetooth-LE_GSFK _CH19_2440MHz	
ANT	2	
Pol.	Horizontal	Fundamental
Peak	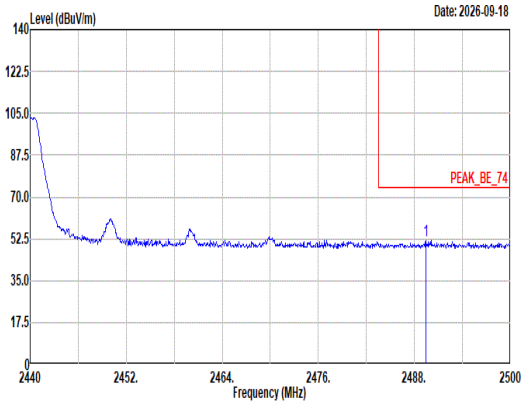 Site : 03CH13-HY Condition: PEAK_BE_74 3m DRH18-E_DU2F13A18ES HORIZONTAL : RBW:1000.000kHz VBW:3000.000kHz SWT:Auto Limit Read Ant Cable Preamp Aux APos TPos Freq Level Line Margin Level Factor Loss Factor Factor Remark MHz dBuV/m dBuV/m dB dBuV dB/m dB dB dB cm deg 1 2489.44 51.85 74.00 -22.15 45.25 26.80 6.82 36.95 9.93 241 106 Peak	Blank
Avg	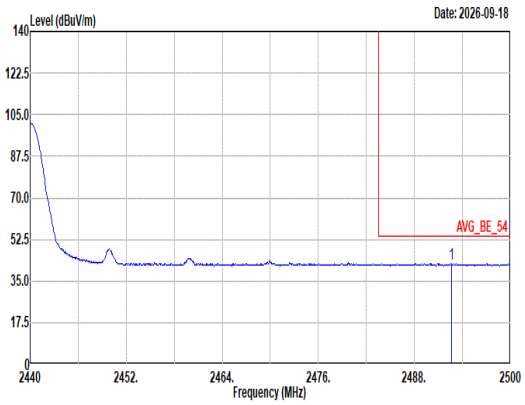 Site : 03CH13-HY Condition: AVG_BE_54 3m DRH18-E_DU2F13A18ES HORIZONTAL : RBW:1000.000kHz VBW:5.100kHz SWT:Auto Limit Read Ant Cable Preamp Aux APos TPos Freq Level Line Margin Level Factor Loss Factor Factor Remark MHz dBuV/m dBuV/m dB dBuV dB/m dB dB dB cm deg 1 2492.62 42.39 54.00 -11.61 35.78 26.80 6.83 36.95 9.93 241 106 Average	Blank

Mode	27	
	Band Edge - L	
	2400-2483.5_Bluetooth-LE_GSFK _CH19_2440MHz	
ANT	2	
Pol.	Vertical	Fundamental
Peak	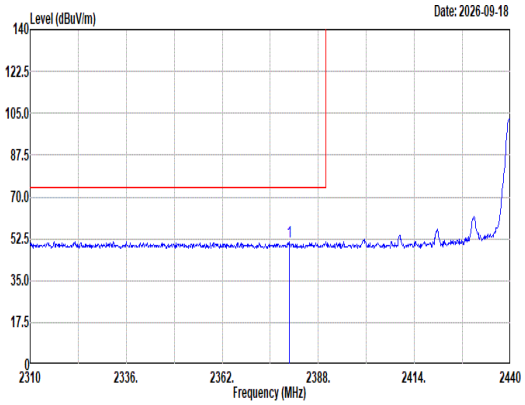 Site : 03CH13-HY Condition: PEAK_BE_74 3m DRH18-E_DU2F13A18ES VERTICAL : RBW:1000.000kHz VBW:3000.000kHz SWT:Auto Freq Level Limit Line Margin Read Level Ant Factor Cable Loss Preamp Factor Aux Factor APos TPos Remark MHz dBuV/m dBuV/m dB dBuV dB/m dB dB dB cm deg 1 2380.07 51.33 74.00 -22.67 44.86 26.80 6.68 36.94 9.93 300 242 Peak	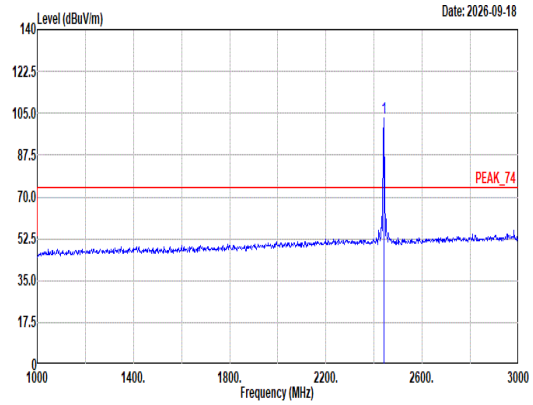 Site : 03CH13-HY Condition: PEAK_74 3m DRH18-E_DU2F13A18ES VERTICAL : RBW:1000.000kHz VBW:3000.000kHz SWT:Auto Freq Level Limit Line Margin Read Level Ant Factor Cable Loss Preamp Factor Aux Factor APos TPos Remark MHz dBuV/m dBuV/m dB dBuV dB/m dB dB dB cm deg 1 2440.00 102.84 ------ ------ 96.29 26.80 6.76 36.94 9.93 300 242 Peak
Avg	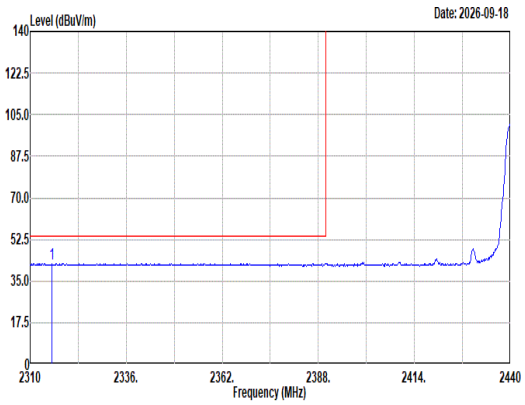 Site : 03CH13-HY Condition: AVG_BE_54 3m DRH18-E_DU2F13A18ES VERTICAL : RBW:1000.000kHz VBW:5.100kHz SWT:Auto Freq Level Limit Line Margin Read Level Ant Factor Cable Loss Preamp Factor Aux Factor APos TPos Remark MHz dBuV/m dBuV/m dB dBuV dB/m dB dB dB cm deg 1 2315.85 42.38 54.00 -11.62 35.76 27.04 6.58 36.93 9.93 300 242 Average	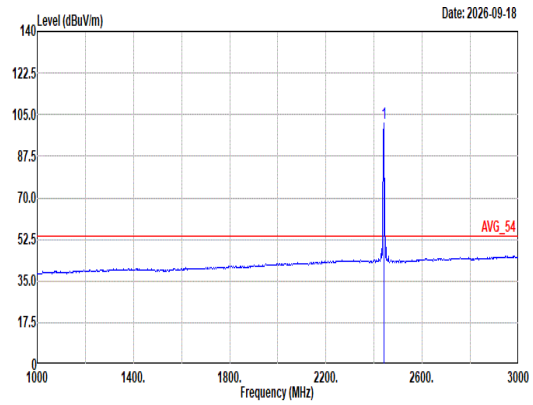 Site : 03CH13-HY Condition: AVG_54 3m DRH18-E_DU2F13A18ES VERTICAL : RBW:1000.000kHz VBW:5.100kHz SWT:Auto Freq Level Limit Line Margin Read Level Ant Factor Cable Loss Preamp Factor Aux Factor APos TPos Remark MHz dBuV/m dBuV/m dB dBuV dB/m dB dB dB cm deg 1 2440.00 101.58 ------ ------ 95.03 26.80 6.76 36.94 9.93 300 242 Average

Mode	27	
	Band Edge - R	
	2400-2483.5_Bluetooth-LE_GSFK _CH19_2440MHz	
ANT	2	
Pol.	Vertical	Fundamental
Peak	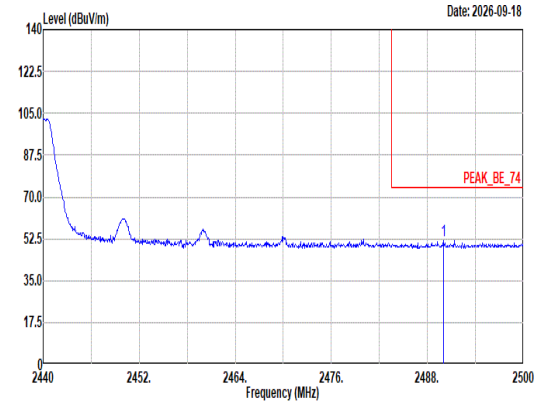 Site : 03CH13-HY Condition: PEAK_BE_74 3m DRH18-E_DU2F13A18ES VERTICAL : RBW:1000.000kHz VBW:3000.000kHz SWT:Auto Limit Read Ant Cable Preamp Aux APos TPos Freq Level Line Margin Level Factor Loss Factor Factor Remark MHz dBuV/m dBuV/m dB dBuV dB/m dB dB dB cm deg 1 2489.98 51.88 74.00 -22.12 45.28 26.80 6.82 36.95 9.93 300 242 Peak	Blank
Avg	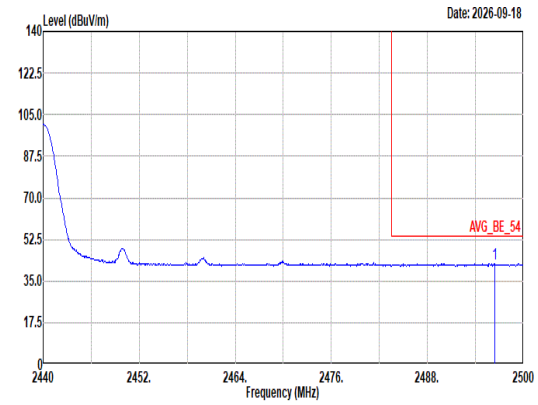 Site : 03CH13-HY Condition: AVG_BE_54 3m DRH18-E_DU2F13A18ES VERTICAL : RBW:1000.000kHz VBW:5.100kHz SWT:Auto Limit Read Ant Cable Preamp Aux APos TPos Freq Level Line Margin Level Factor Loss Factor Factor Remark MHz dBuV/m dBuV/m dB dBuV dB/m dB dB dB cm deg 1 2496.40 42.34 54.00 -11.66 35.73 26.80 6.83 36.95 9.93 300 242 Average	Blank

Mode	27	
	Harmonic	
	2400-2483.5_Bluetooth-LE_GSFK _CH19_2440MHz	
ANT	2	
Pol.	Horizontal	Vertical
Peak Avg	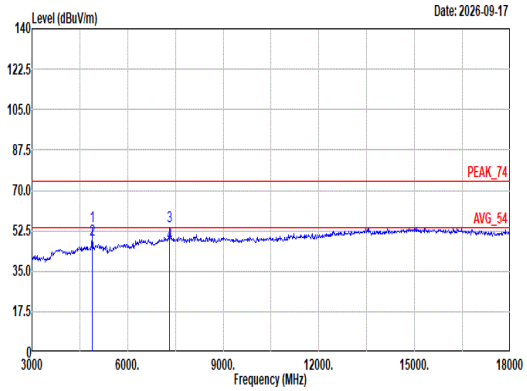 Site : 03CH13-HY Condition: PEAK_74 3m DRH18-E_DU2F13A18ES HORIZONTAL Freq Level Limit Line Margin Read Level Ant Factor Cable Loss Preamp Factor Aux Factor APos TPos Remark MHz dBuV/m dBuV/m dB dBuV dB/m dB dB dB cm deg 1 4880.00 54.22 74.00 -19.78 44.64 32.56 10.07 33.59 0.54 100 181 Peak 2 4880.00 48.37 54.00 -5.63 38.79 32.56 10.07 33.59 0.54 100 181 Average 3 7320.00 54.34 74.00 -19.66 41.00 37.08 11.72 36.04 0.58 297 140 Peak 4 7320.00 46.89 54.00 -7.11 33.55 37.08 11.72 36.04 0.58 297 140 Average	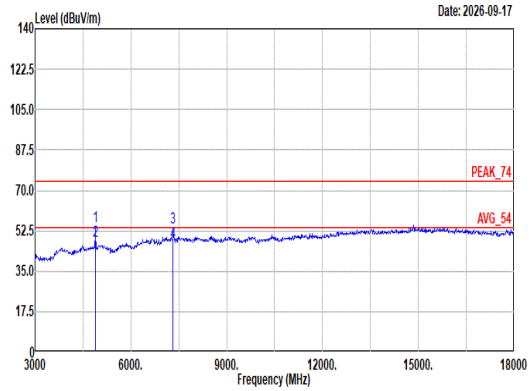 Site : 03CH13-HY Condition: PEAK_74 3m DRH18-E_DU2F13A18ES VERTICAL Freq Level Limit Line Margin Read Level Ant Factor Cable Loss Preamp Factor Aux Factor APos TPos Remark MHz dBuV/m dBuV/m dB dBuV dB/m dB dB dB cm deg 1 4880.00 54.18 74.00 -19.82 44.60 32.56 10.07 33.59 0.54 109 117 Peak 2 4880.00 47.92 54.00 -6.08 38.34 32.56 10.07 33.59 0.54 109 117 Average 3 7320.00 53.83 74.00 -20.17 40.49 37.08 11.72 36.04 0.58 300 199 Peak 4 7320.00 47.36 54.00 -6.64 34.02 37.08 11.72 36.04 0.58 300 199 Average

Mode	27	
	Harmonic	
	2400-2483.5_Bluetooth-LE_GSFK _CH19_2440MHz	
ANT	2	
Pol.	Horizontal	Vertical
14.47G ~14.5G Avg	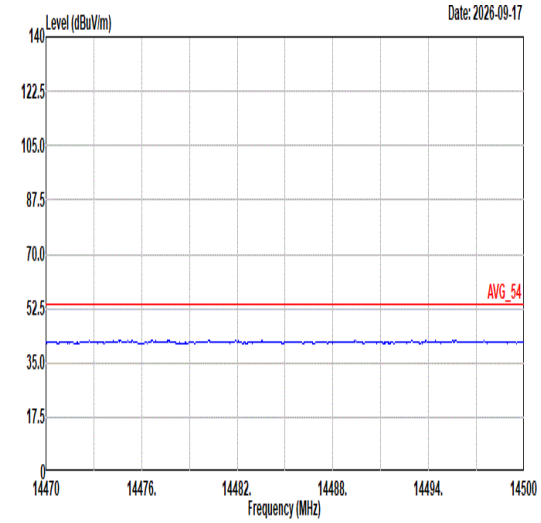 Site : 03CH13-HY Condition: AVG_54 3m DRH18-E_DU2F13A18ES HORIZONTAL	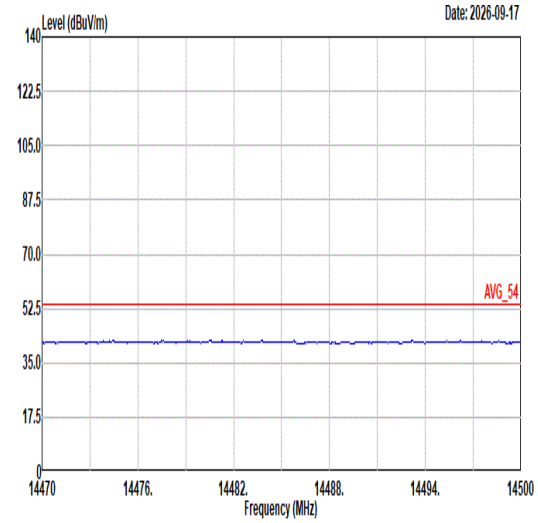 Site : 03CH13-HY Condition: AVG_54 3m DRH18-E_DU2F13A18ES VERTICAL
17.7G ~18G Avg	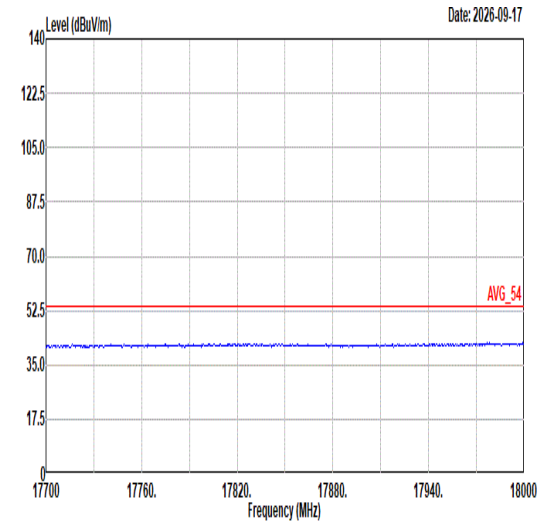 Site : 03CH13-HY Condition: AVG_54 3m DRH18-E_DU2F13A18ES HORIZONTAL	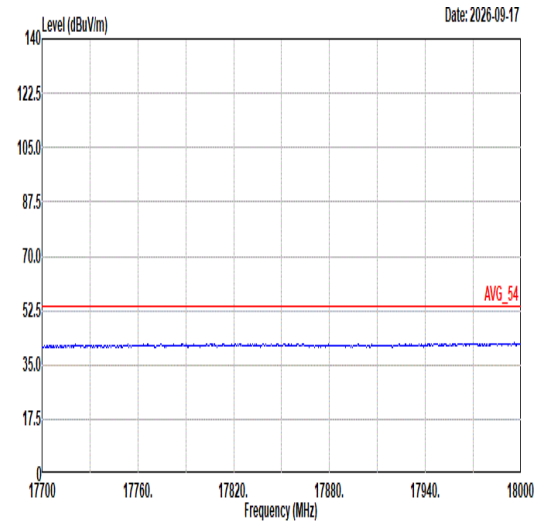 Site : 03CH13-HY Condition: AVG_54 3m DRH18-E_DU2F13A18ES VERTICAL

Mode	28	
	Band Edge	
	2400-2483.5_Bluetooth-LE_GSFK _CH38_2478MHz	
ANT	2	
Pol.	Horizontal	Fundamental
Peak	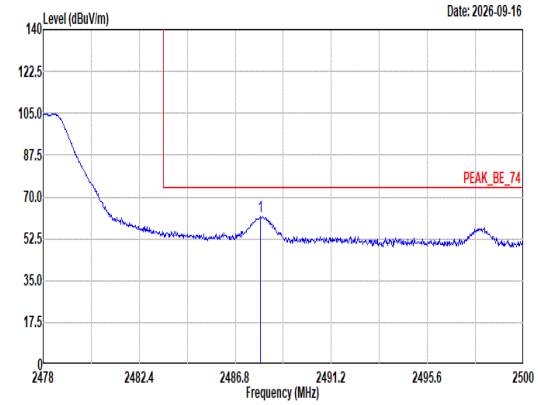 Site : 03CH13-HY Condition: PEAK_BE_74 3m DRH18-E_DU2F13A18ES HORIZONTAL : RBW:1000.000kHz VBW:3000.000kHz SWT:Auto Freq Level Limit Line Margin Read Level Ant Factor Cable Loss Preamp Factor Aux Factor APos TPos Remark MHz dBuV/m dBuV/m dB dBuV dB/m dB dB dB cm deg 1 2487.97 61.94 74.00 -12.06 55.34 26.80 6.82 36.95 9.93 278 105 Peak	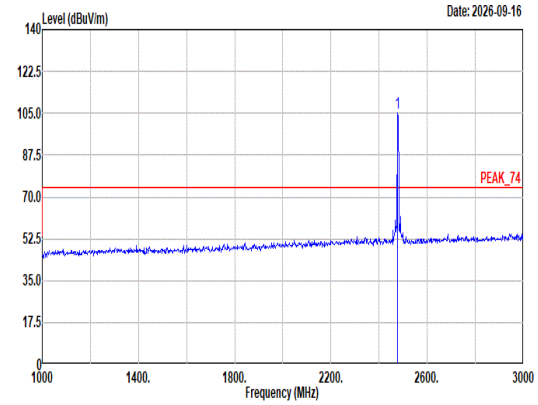 Site : 03CH13-HY Condition: PEAK_74 3m DRH18-E_DU2F13A18ES HORIZONTAL : RBW:1000.000kHz VBW:3000.000kHz SWT:Auto Freq Level Limit Line Margin Read Level Ant Factor Cable Loss Preamp Factor Aux Factor APos TPos Remark MHz dBuV/m dBuV/m dB dBuV dB/m dB dB dB cm deg 1 2478.00 104.88 ------ ------ 98.29 26.80 6.81 36.95 9.93 278 105 Peak
Avg	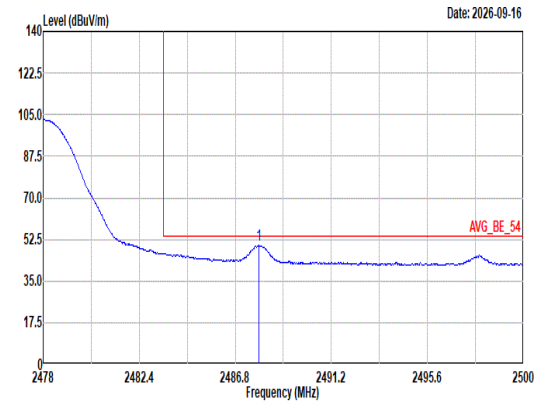 Site : 03CH13-HY Condition: AVG_BE_54 3m DRH18-E_DU2F13A18ES HORIZONTAL : RBW:1000.000kHz VBW:5.100kHz SWT:Auto Freq Level Limit Line Margin Read Level Ant Factor Cable Loss Preamp Factor Aux Factor APos TPos Remark MHz dBuV/m dBuV/m dB dBuV dB/m dB dB dB cm deg 1 2487.88 50.06 54.00 -3.94 43.46 26.80 6.82 36.95 9.93 278 105 Average	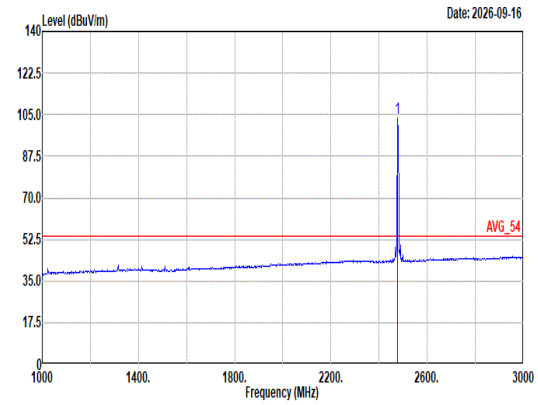 Site : 03CH13-HY Condition: AVG_54 3m DRH18-E_DU2F13A18ES HORIZONTAL : RBW:1000.000kHz VBW:5.100kHz SWT:Auto Freq Level Limit Line Margin Read Level Ant Factor Cable Loss Preamp Factor Aux Factor APos TPos Remark MHz dBuV/m dBuV/m dB dBuV dB/m dB dB dB cm deg 1 2478.00 103.54 ------ ------ 96.95 26.80 6.81 36.95 9.93 278 105 Average

Mode	28	
	Band Edge	
	2400-2483.5_Bluetooth-LE_GSFK _CH38_2478MHz	
ANT	2	
Pol.	Vertical	Fundamental
Peak	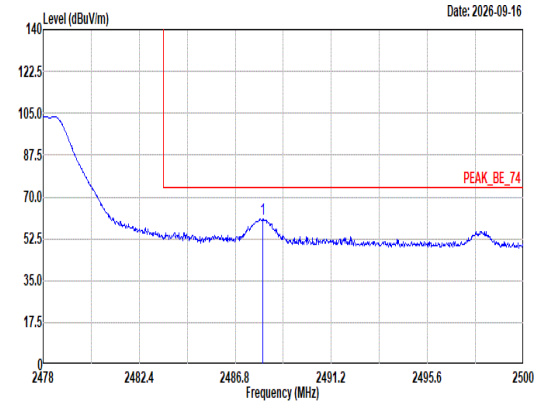 Site : 03CH13-HY Condition: PEAK_BE_74 3m DRH18-E_DU2F13A18ES VERTICAL : RBW:1000.000kHz VBW:3000.000kHz SWT:Auto Freq Level Limit Line Margin Read Level Ant Factor Cable Loss Preamp Factor Aux Factor APos TPos Remark MHz dBuV/m dBuV/m dB dBuV dB/m dB dB dB cm deg 1 2488.05 60.77 74.00 -13.23 54.17 26.80 6.82 36.95 9.93 263 232 Peak	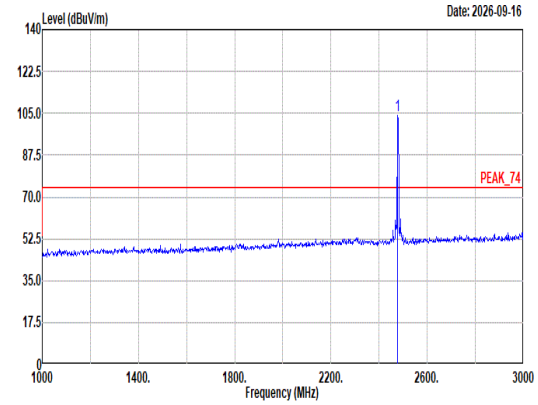 Site : 03CH13-HY Condition: PEAK_74 3m DRH18-E_DU2F13A18ES VERTICAL : RBW:1000.000kHz VBW:3000.000kHz SWT:Auto Freq Level Limit Line Margin Read Level Ant Factor Cable Loss Preamp Factor Aux Factor APos TPos Remark MHz dBuV/m dBuV/m dB dBuV dB/m dB dB dB cm deg 1 2478.00 103.90 ------ ------ 97.31 26.80 6.81 36.95 9.93 263 232 Peak
Avg	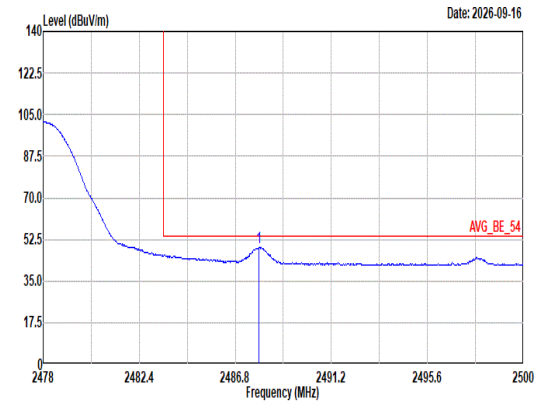 Site : 03CH13-HY Condition: AVG_BE_54 3m DRH18-E_DU2F13A18ES VERTICAL : RBW:1000.000kHz VBW:5.100kHz SWT:Auto Freq Level Limit Line Margin Read Level Ant Factor Cable Loss Preamp Factor Aux Factor APos TPos Remark MHz dBuV/m dBuV/m dB dBuV dB/m dB dB dB cm deg 1 2487.88 49.11 54.00 -4.89 42.51 26.80 6.82 36.95 9.93 263 232 Average	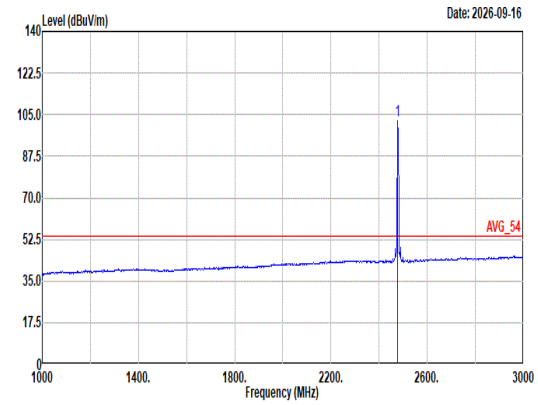 Site : 03CH13-HY Condition: AVG_54 3m DRH18-E_DU2F13A18ES VERTICAL : RBW:1000.000kHz VBW:5.100kHz SWT:Auto Freq Level Limit Line Margin Read Level Ant Factor Cable Loss Preamp Factor Aux Factor APos TPos Remark MHz dBuV/m dBuV/m dB dBuV dB/m dB dB dB cm deg 1 2478.00 102.60 ------ ------ 96.01 26.80 6.81 36.95 9.93 263 232 Average

Mode	28	
	Harmonic	
	2400-2483.5_Bluetooth-LE_GSFK _CH38_2478MHz	
ANT	2	
Pol.	Horizontal	Vertical
Peak Avg	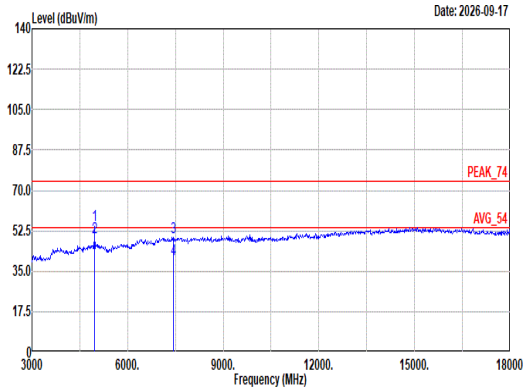 Site : 03CH13-HY Condition: PEAK_74 3m DRH18-E_DU2F13A18ES HORIZONTAL Freq Level Limit Line Margin Read Level Ant Factor Cable Loss Preamp Factor Aux Factor APos TPos Remark MHz dBuV/m dBuV/m dB dBuV dB/m dB dB dB cm deg 1 4956.00 55.08 74.00 -18.92 45.26 32.81 9.94 33.55 0.62 100 181 Peak 2 4956.00 49.85 54.00 -4.15 40.03 32.81 9.94 33.55 0.62 100 181 Average 3 7434.00 49.91 74.00 -24.09 36.47 37.13 11.78 36.12 0.65 400 69 Peak 4 7434.00 40.14 54.00 -13.86 26.70 37.13 11.78 36.12 0.65 400 69 Average	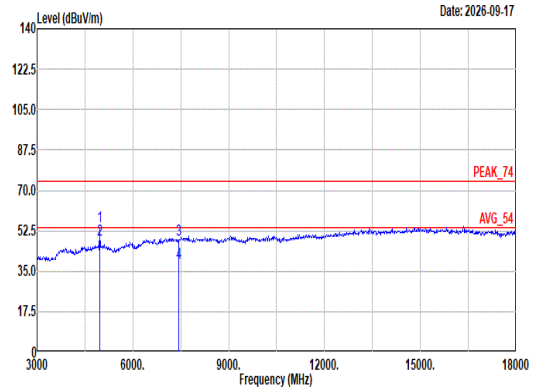 Site : 03CH13-HY Condition: PEAK_74 3m DRH18-E_DU2F13A18ES VERTICAL Freq Level Limit Line Margin Read Level Ant Factor Cable Loss Preamp Factor Aux Factor APos TPos Remark MHz dBuV/m dBuV/m dB dBuV dB/m dB dB dB cm deg 1 4956.00 54.45 74.00 -19.55 44.63 32.81 9.94 33.55 0.62 100 119 Peak 2 4956.00 48.39 54.00 -5.61 38.57 32.81 9.94 33.55 0.62 100 119 Average 3 7434.00 48.44 74.00 -25.56 35.00 37.13 11.78 36.12 0.65 200 139 Peak 4 7434.00 38.49 54.00 -15.51 25.05 37.13 11.78 36.12 0.65 200 139 Average

Mode	28	
	Harmonic	
	2400-2483.5_Bluetooth-LE_GSFK _CH38_2478MHz	
ANT	2	
Pol.	Horizontal	Vertical
14.47G ~14.5G Avg	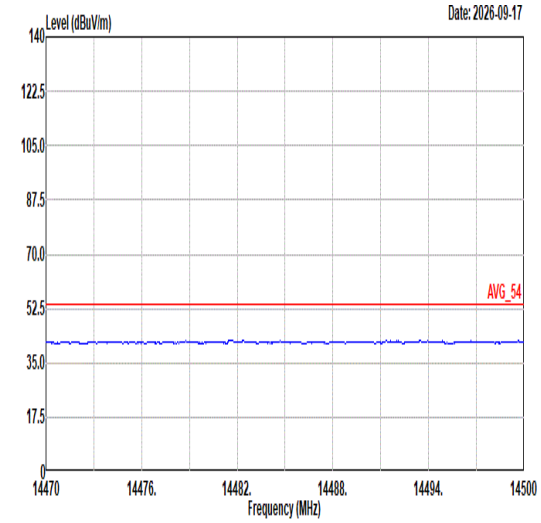 Site : 03CH13-HY Condition: AVG_54 3m DRH18-E_DU2F13A18ES HORIZONTAL	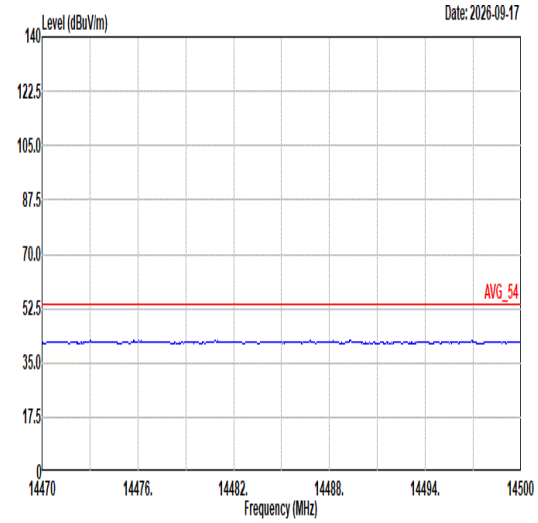 Site : 03CH13-HY Condition: AVG_54 3m DRH18-E_DU2F13A18ES VERTICAL
17.7G ~18G Avg	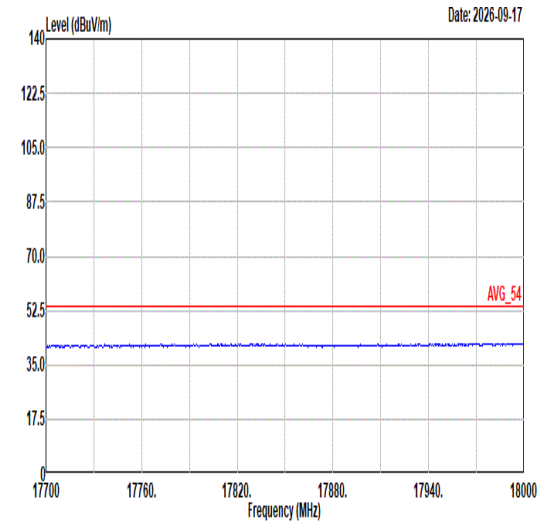 Site : 03CH13-HY Condition: AVG_54 3m DRH18-E_DU2F13A18ES HORIZONTAL	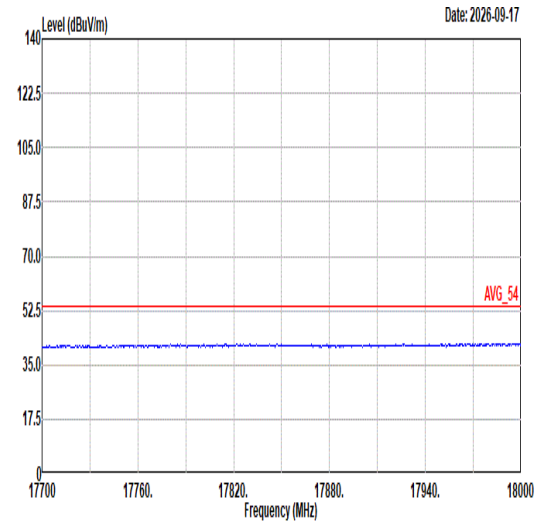 Site : 03CH13-HY Condition: AVG_54 3m DRH18-E_DU2F13A18ES VERTICAL

Mode	31	
	LF	
	2400-2483.5_Bluetooth-LE_GSFK _CH38_2478MHz	
ANT	2	
Pol.	Horizontal	Vertical
QP/ Peak	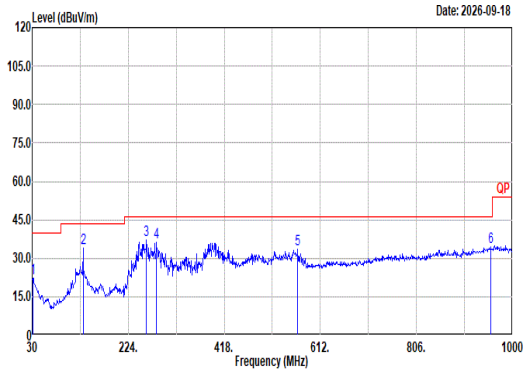 Site : 03CH13-HY Condition: QP 3m BILOG_40103 HORIZONTAL Freq Level Limit Line Margin Read Level Ant Factor Cable Loss Preamp Factor Aux Factor APos TPos Remark MHz dBuV/m dBuV/m dB dBuV dB/m dB dB dB cm deg 1 30.97 22.19 40.00 -17.81 29.50 23.94 0.77 32.16 0.14 -- -- Peak 2 132.82 34.07 43.50 -9.43 46.57 17.77 1.63 32.10 0.20 -- -- Peak 3 260.86 37.33 46.00 -8.67 46.93 19.91 2.27 31.97 0.19 -- -- Peak 4 281.23 36.18 46.00 -9.82 46.91 18.71 2.34 31.98 0.20 -- -- Peak 5 566.41 33.29 46.00 -12.71 35.69 26.09 3.31 32.00 0.20 -- -- Peak 6 956.35 34.33 46.00 -11.67 29.75 30.89 4.21 30.82 0.30 -- -- Peak	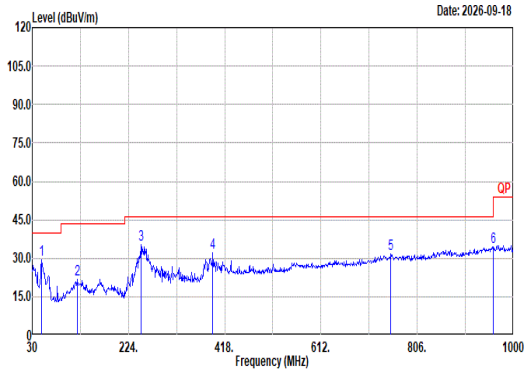 Site : 03CH13-HY Condition: QP 3m BILOG_40103 VERTICAL Freq Level Limit Line Margin Read Level Ant Factor Cable Loss Preamp Factor Aux Factor APos TPos Remark MHz dBuV/m dBuV/m dB dBuV dB/m dB dB dB cm deg 1 49.40 29.48 40.00 -10.52 46.02 14.46 1.03 32.16 0.13 -- -- Peak 2 120.21 21.65 43.50 -21.85 34.49 17.62 1.51 32.11 0.14 -- -- Peak 3 249.22 35.10 46.00 -10.90 46.32 18.34 2.23 31.97 0.18 -- -- Peak 4 393.75 32.37 46.00 -13.63 39.93 21.42 2.75 31.91 0.18 -- -- Peak 5 752.65 31.58 46.00 -14.42 31.13 28.30 3.78 31.88 0.25 -- -- Peak 6 959.26 34.36 46.00 -11.64 29.73 30.90 4.22 30.79 0.30 -- -- Peak

Mode	32	
	SHF	
	2400-2483.5_Bluetooth-LE_GSFK _CH38_2478MHz	
ANT	2	
Pol.	Horizontal	Vertical
Peak	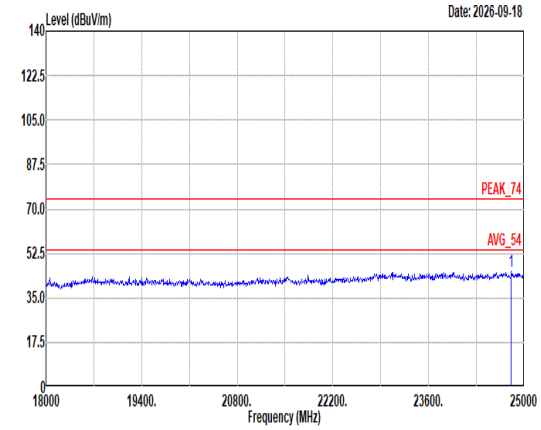 Site : 03CH13-HY Condition: PEAK_74 1m SHF_1225 HORIZONTAL Freq Level Limit Line Margin Read Level Ant Factor Cable Loss Preamp Factor Aux Factor APos TPos Remark MHz dBuV/m dBuV/m dB dBuV dB/m dB dB dB cm deg 1 24811.00 45.18 74.00 -28.82 41.31 39.62 6.41 53.31 -9.54 -- -- Peak	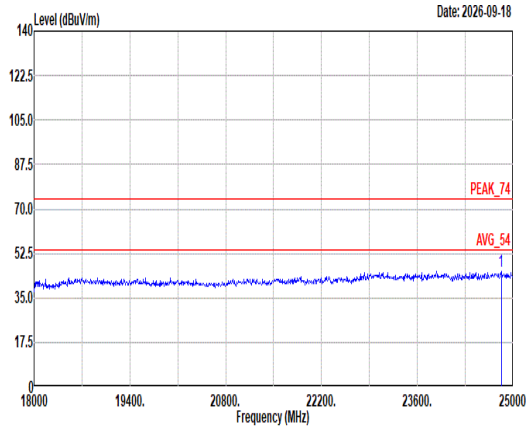 Site : 03CH13-HY Condition: PEAK_74 1m SHF_1225 VERTICAL Freq Level Limit Line Margin Read Level Ant Factor Cable Loss Preamp Factor Aux Factor APos TPos Remark MHz dBuV/m dBuV/m dB dBuV dB/m dB dB dB cm deg 1 24825.00 45.21 74.00 -28.79 41.30 39.65 6.42 53.31 -9.54 -- -- Peak

C5-1.Radiated Spurious Emission Test Modes

Mode	Band (MHz)	Antenna	Modulation	Channel	Frequency	Data Rate	RU	Remark
Mode 1	2400-2483.5	1	Bluetooth-LE_GSFK	00	2402	125k	-	-
Mode 2	2400-2483.5	1	Bluetooth-LE_GSFK	19	2440	125k	-	-
Mode 3	2400-2483.5	1	Bluetooth-LE_GSFK	39	2480	125k	-	-

C5-2.Summary of each worse mode

Mode	Modulation	Ch.	Freq. (MHz)	Level (dBuV/m)	Limit (dBuV/m)	Margin (dB)	Pol.	Peak Avg.	Result	RU	Remark
1	Bluetooth-LE_GSFK	00	2313.91	40.39	54.00	-13.61	H	Avg.	Pass	-	Band Edge
	Bluetooth-LE_GSFK	00	4804.00	46.30	74.00	-27.70	V	Peak	Pass	-	Harmonic
2	Bluetooth-LE_GSFK	19	2314.03	40.37	54.00	-13.63	H	Avg.	Pass	-	Band Edge
	Bluetooth-LE_GSFK	19	7320.00	47.42	54.00	-6.58	V	Avg.	Pass	-	Harmonic
3	Bluetooth-LE_GSFK	39	2483.52	44.35	54.00	-9.65	H	Avg.	Pass	-	Band Edge
	Bluetooth-LE_GSFK	39	7440.00	47.66	54.00	-6.34	V	Avg.	Pass	-	Harmonic

Mode	1	
	Band Edge	
	2400-2483.5_Bluetooth-LE_GSFK _CH00_2402MHz	
ANT	1	
Pol.	Horizontal	Fundamental
Peak	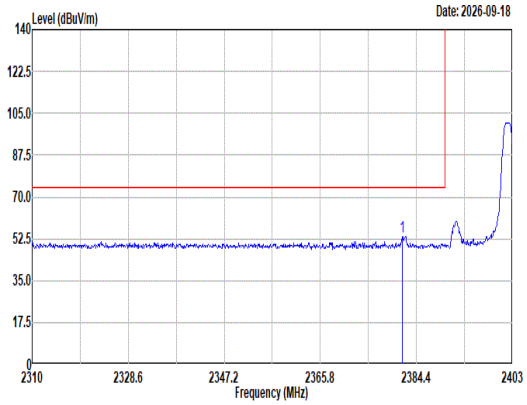 Site : 03CH13-HY Condition: PEAK_BE_74 3m DRH18-E_DU2F13A18ES HORIZONTAL : RBW:1000.000kHz VBW:3000.000kHz SWT:Auto 1 2381.70 53.56 74.00 -20.44 47.11 26.78 6.68 36.94 9.93 100 224 Peak	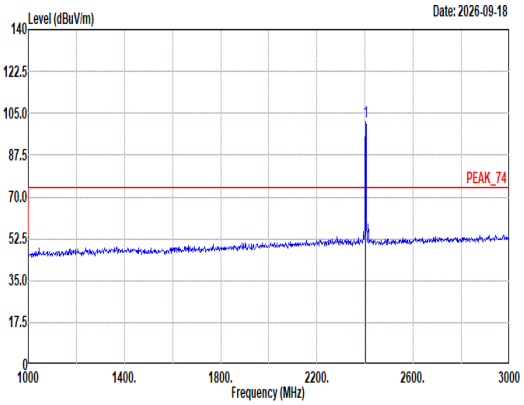 Site : 03CH13-HY Condition: PEAK_74 3m DRH18-E_DU2F13A18ES HORIZONTAL : RBW:1000.000kHz VBW:3000.000kHz SWT:Auto 1 2402.00 101.42 ------ ------ 94.92 26.80 6.71 36.94 9.93 100 224 Peak
Avg	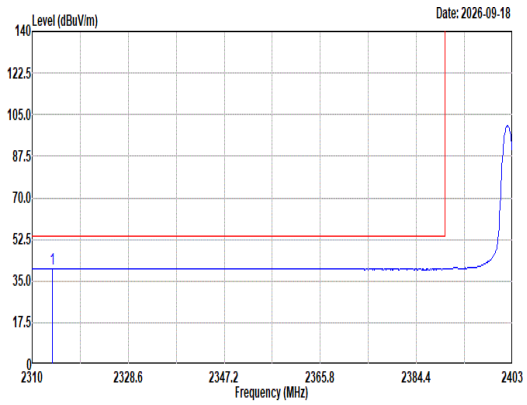 Site : 03CH13-HY Condition: AVG_BE_54 3m DRH18-E_DU2F13A18ES HORIZONTAL : RBW:1000.000kHz VBW:0.330kHz SWT:Auto 1 2313.91 40.39 54.00 -13.61 33.75 27.06 6.58 36.93 9.93 100 224 Average	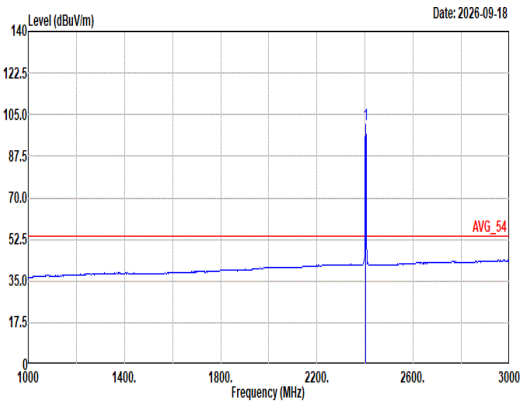 Site : 03CH13-HY Condition: AVG_54 3m DRH18-E_DU2F13A18ES HORIZONTAL : RBW:1000.000kHz VBW:0.330kHz SWT:Auto 1 2402.00 100.74 ------ ------ 94.24 26.80 6.71 36.94 9.93 100 224 Average

Mode	1	
	Band Edge	
	2400-2483.5_Bluetooth-LE_GSFK _CH00_2402MHz	
ANT	1	
Pol.	Vertical	Fundamental
Peak	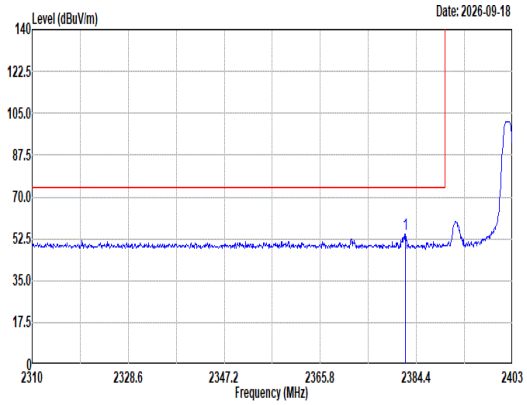 Site : 03CH13-HY Condition: PEAK_BE_74 3m DRH18-E_DU2F13A18ES VERTICAL : RBW:1000.000kHz VBW:3000.000kHz SWT:Auto Freq Level Limit Line Margin Read Level Ant Factor Cable Loss Preamp Factor Aux Factor APos TPos Remark MHz dBuV/m dBuV/m dB dBuV dB/m dB dB dB cm deg 1 2382.26 54.27 74.00 -19.73 47.82 26.78 6.68 36.94 9.93 359 305 Peak	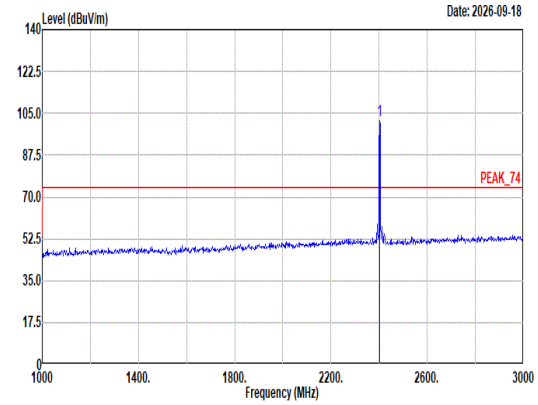 Site : 03CH13-HY Condition: PEAK_74 3m DRH18-E_DU2F13A18ES VERTICAL : RBW:1000.000kHz VBW:3000.000kHz SWT:Auto Freq Level Limit Line Margin Read Level Ant Factor Cable Loss Preamp Factor Aux Factor APos TPos Remark MHz dBuV/m dBuV/m dB dBuV dB/m dB dB dB cm deg 1 2402.00 101.95 ------ ------ 95.45 26.80 6.71 36.94 9.93 359 305 Peak
Avg	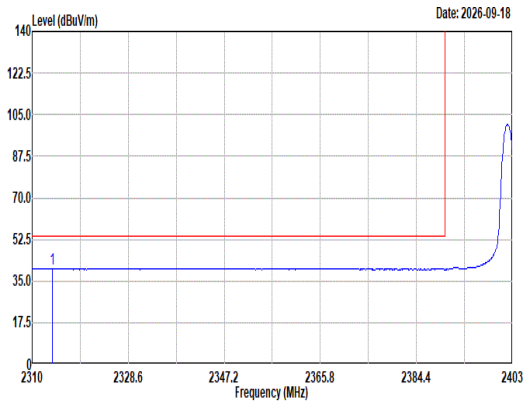 Site : 03CH13-HY Condition: AVG_BE_54 3m DRH18-E_DU2F13A18ES VERTICAL : RBW:1000.000kHz VBW:0.330kHz SWT:Auto Freq Level Limit Line Margin Read Level Ant Factor Cable Loss Preamp Factor Aux Factor APos TPos Remark MHz dBuV/m dBuV/m dB dBuV dB/m dB dB dB cm deg 1 2313.91 40.22 54.00 -13.78 33.58 27.06 6.58 36.93 9.93 359 305 Average	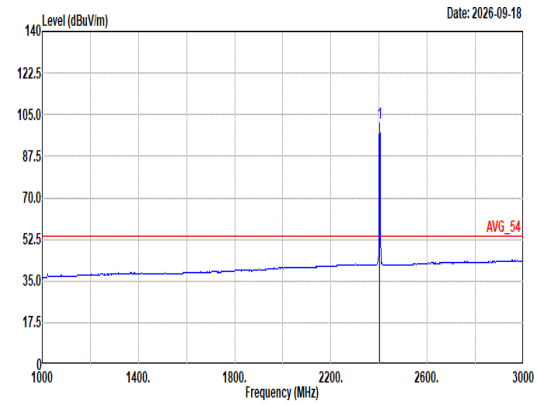 Site : 03CH13-HY Condition: AVG_54 3m DRH18-E_DU2F13A18ES VERTICAL : RBW:1000.000kHz VBW:0.330kHz SWT:Auto Freq Level Limit Line Margin Read Level Ant Factor Cable Loss Preamp Factor Aux Factor APos TPos Remark MHz dBuV/m dBuV/m dB dBuV dB/m dB dB dB cm deg 1 2402.00 101.26 ------ ------ 94.76 26.80 6.71 36.94 9.93 359 305 Average

Mode	1	
	Harmonic	
	2400-2483.5_Bluetooth-LE_GSFK _CH00_2402MHz	
ANT	1	
Pol.	Horizontal	Vertical
Peak Avg	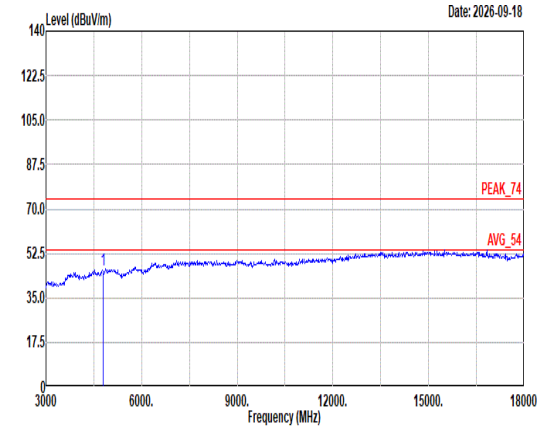 Site : 03CH13-HY Condition: PEAK_74 3m DRH18-E_DU2F13A18ES HORIZONTAL Freq Level Limit Line Margin Read Level Ant Factor Cable Loss Preamp Factor Aux Factor APos TPos Remark MHz dBuV/m dBuV/m dB dBuV dB/m dB dB dB cm deg 1 4804.00 46.18 74.00 -27.82 36.67 32.50 10.19 33.63 0.45 -- -- Peak	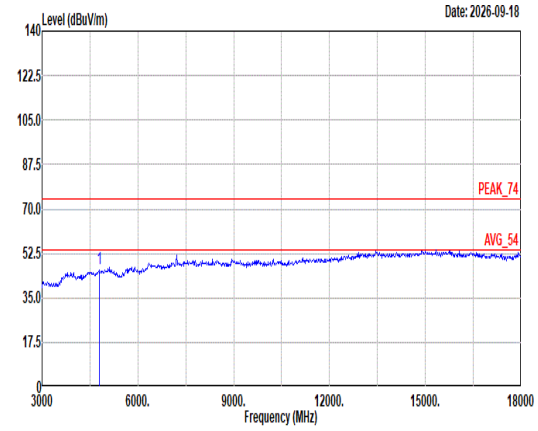 Site : 03CH13-HY Condition: PEAK_74 3m DRH18-E_DU2F13A18ES VERTICAL Freq Level Limit Line Margin Read Level Ant Factor Cable Loss Preamp Factor Aux Factor APos TPos Remark MHz dBuV/m dBuV/m dB dBuV dB/m dB dB dB cm deg 1 4804.00 46.30 74.00 -27.70 36.79 32.50 10.19 33.63 0.45 -- -- Peak

Mode	1	
	Harmonic	
	2400-2483.5_Bluetooth-LE_GSFK _CH00_2402MHz	
ANT	1	
Pol.	Horizontal	Vertical
14.47G ~14.5G Avg	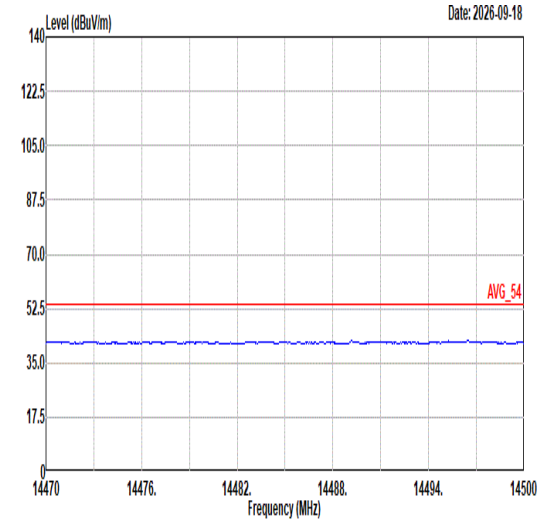 Site : 03CH13-HY Condition: AVG_54 3m DRH18-E_DU2F13A18ES HORIZONTAL	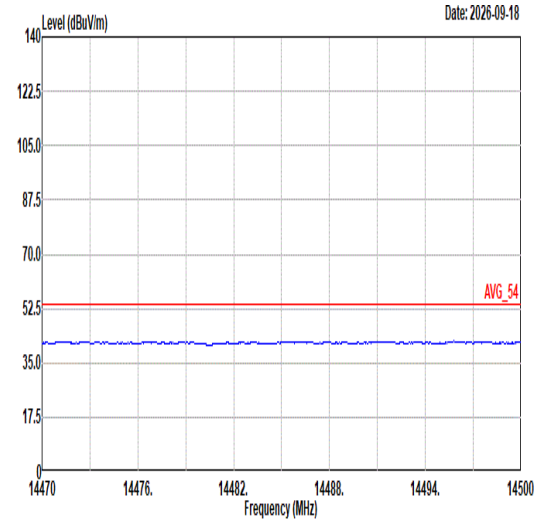 Site : 03CH13-HY Condition: AVG_54 3m DRH18-E_DU2F13A18ES VERTICAL
17.7G ~18G Avg	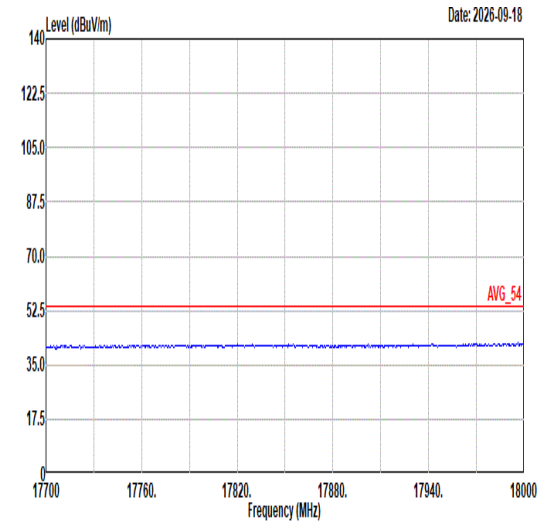 Site : 03CH13-HY Condition: AVG_54 3m DRH18-E_DU2F13A18ES HORIZONTAL	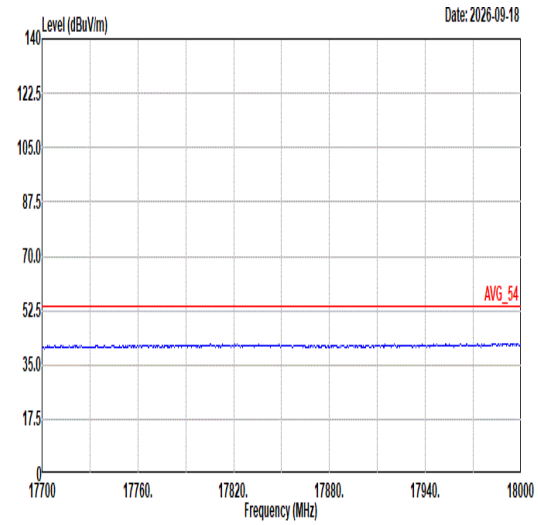 Site : 03CH13-HY Condition: AVG_54 3m DRH18-E_DU2F13A18ES VERTICAL

Mode	2	
	Band Edge - L	
	2400-2483.5_Bluetooth-LE_GSFK _CH19_2440MHz	
ANT	1	
Pol.	Horizontal	Fundamental
Peak	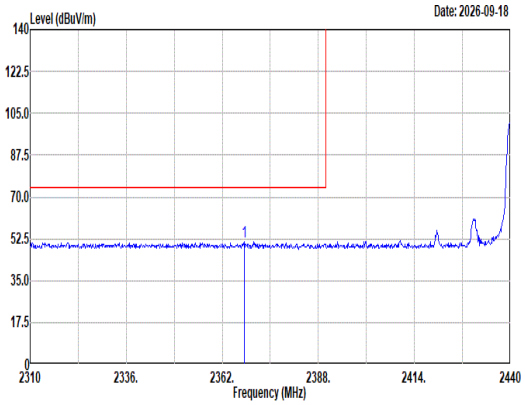 Site : 03CH13-HY Condition: PEAK_BE_74 3m DRH18-E_DU2F13A18ES HORIZONTAL : RBW:1000.000kHz VBW:3000.000kHz SWT:Auto Freq Level Limit Line Margin Read Level Ant Factor Cable Loss Preamp Factor Aux Factor APos TPos Remark MHz dBuV/m dBuV/m dB dBuV dB/m dB dB dB cm deg 1 2367.98 51.41 74.00 -22.59 44.86 26.90 6.66 36.94 9.93 100 223 Peak	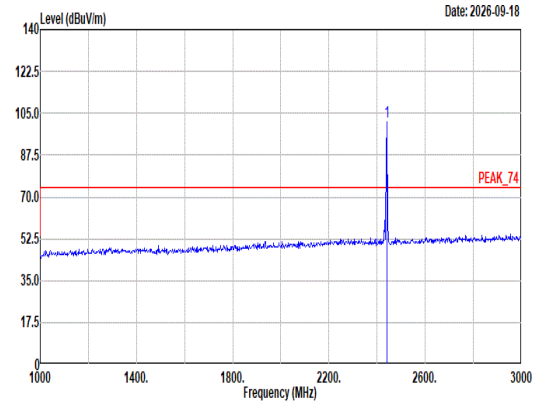 Site : 03CH13-HY Condition: PEAK_74 3m DRH18-E_DU2F13A18ES HORIZONTAL : RBW:1000.000kHz VBW:3000.000kHz SWT:Auto Freq Level Limit Line Margin Read Level Ant Factor Cable Loss Preamp Factor Aux Factor APos TPos Remark MHz dBuV/m dBuV/m dB dBuV dB/m dB dB dB cm deg 1 2440.00 101.28 ------ ------ 94.73 26.80 6.76 36.94 9.93 100 223 Peak
Avg	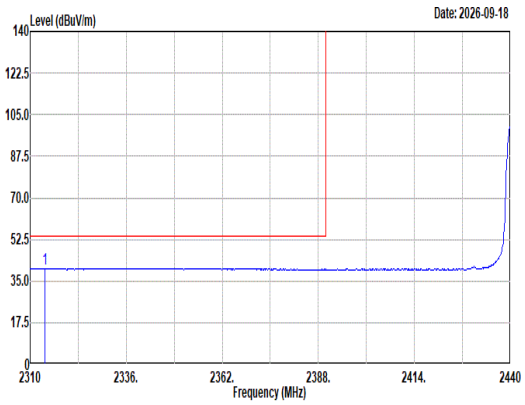 Site : 03CH13-HY Condition: AVG_BE_54 3m DRH18-E_DU2F13A18ES HORIZONTAL : RBW:1000.000kHz VBW:0.330kHz SWT:Auto Freq Level Limit Line Margin Read Level Ant Factor Cable Loss Preamp Factor Aux Factor APos TPos Remark MHz dBuV/m dBuV/m dB dBuV dB/m dB dB dB cm deg 1 2314.03 40.37 54.00 -13.63 33.73 27.06 6.58 36.93 9.93 100 223 Average	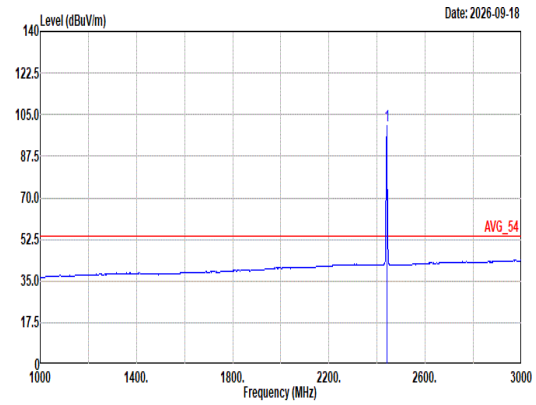 Site : 03CH13-HY Condition: AVG_54 3m DRH18-E_DU2F13A18ES HORIZONTAL : RBW:1000.000kHz VBW:0.330kHz SWT:Auto Freq Level Limit Line Margin Read Level Ant Factor Cable Loss Preamp Factor Aux Factor APos TPos Remark MHz dBuV/m dBuV/m dB dBuV dB/m dB dB dB cm deg 1 2440.00 100.56 ------ ------ 94.01 26.80 6.76 36.94 9.93 100 223 Average

Mode	2	
	Band Edge - R	
	2400-2483.5_Bluetooth-LE_GSFK _CH19_2440MHz	
ANT	1	
Pol.	Horizontal	Fundamental
Peak	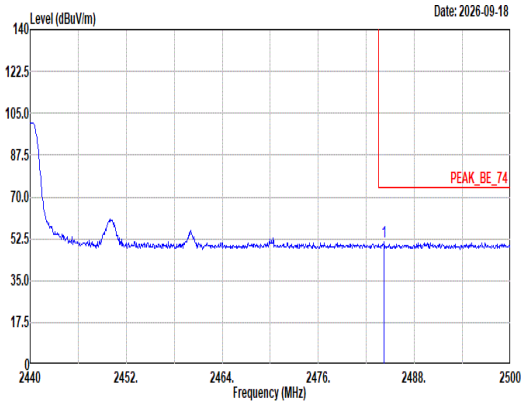 Site : 03CH13-HY Condition: PEAK_BE_74 3m DRH18-E_DU2F13A18ES HORIZONTAL : RBW:1000.000kHz VBW:3000.000kHz SWT:Auto Limit Read Ant Cable Preamp Aux APos TPos Freq Level Line Margin Level Factor Loss Factor Factor Remark MHz dBuV/m dBuV/m dB dBuV dB/m dB dB dB cm deg 1 2484.22 51.18 74.00 -22.82 44.58 26.80 6.82 36.95 9.93 100 223 Peak	Blank
Avg	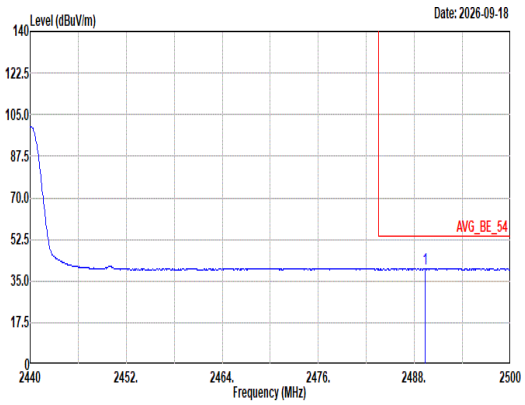 Site : 03CH13-HY Condition: AVG_BE_54 3m DRH18-E_DU2F13A18ES HORIZONTAL : RBW:1000.000kHz VBW:0.330kHz SWT:Auto Limit Read Ant Cable Preamp Aux APos TPos Freq Level Line Margin Level Factor Loss Factor Factor Remark MHz dBuV/m dBuV/m dB dBuV dB/m dB dB dB cm deg 1 2489.32 40.11 54.00 -13.89 33.51 26.80 6.82 36.95 9.93 100 223 Average	Blank

Mode	2	
	Band Edge - L	
	2400-2483.5_Bluetooth-LE_GSFK _CH19_2440MHz	
ANT	1	
Pol.	Vertical	Fundamental
Peak	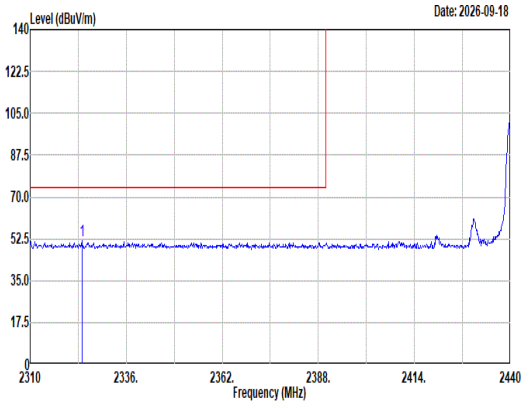 Site : 03CH13-HY Condition: PEAK_BE_74 3m DRH18-E_DU2F13A18ES VERTICAL : RBW:1000.000kHz VBW:3000.000kHz SWT:Auto 1 2324.04 51.52 74.00 -22.48 44.92 27.00 6.60 36.93 9.93 307 310 Peak	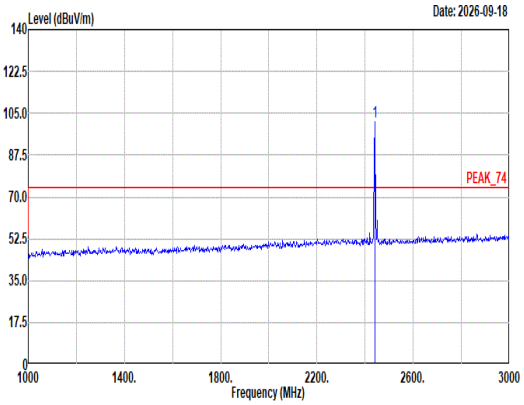 Site : 03CH13-HY Condition: PEAK_74 3m DRH18-E_DU2F13A18ES VERTICAL : RBW:1000.000kHz VBW:3000.000kHz SWT:Auto 1 2440.00 101.55 ------ ------ 95.00 26.80 6.76 36.94 9.93 307 310 Peak
Avg	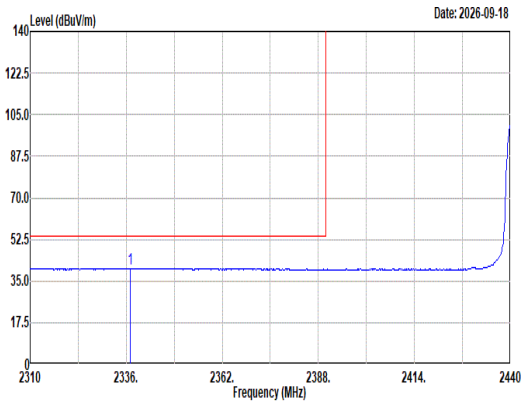 Site : 03CH13-HY Condition: AVG_BE_54 3m DRH18-E_DU2F13A18ES VERTICAL : RBW:1000.000kHz VBW:0.330kHz SWT:Auto 1 2337.04 40.19 54.00 -13.81 33.57 27.00 6.62 36.93 9.93 307 310 Average	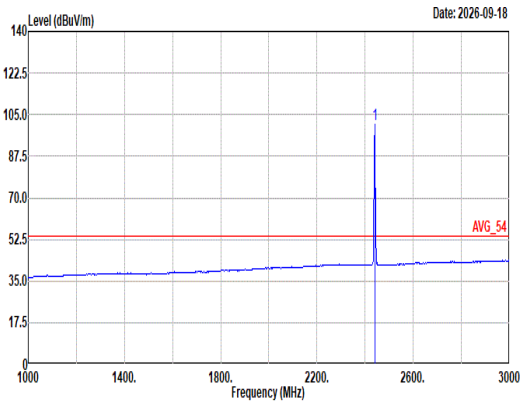 Site : 03CH13-HY Condition: AVG_54 3m DRH18-E_DU2F13A18ES VERTICAL : RBW:1000.000kHz VBW:0.330kHz SWT:Auto 1 2440.00 100.88 ------ ------ 94.33 26.80 6.76 36.94 9.93 307 310 Average

Mode	2	
	Band Edge - R	
	2400-2483.5_Bluetooth-LE_GSFK _CH19_2440MHz	
ANT	1	
Pol.	Vertical	Fundamental
Peak	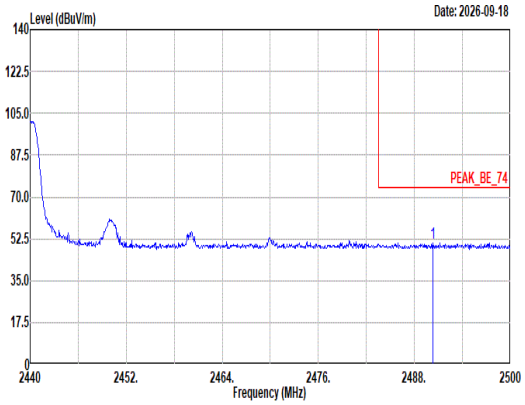 Site : 03CH13-HY Condition: PEAK_BE_74 3m DRH18-E_DU2F13A18ES VERTICAL : RBW:1000.000kHz VBW:3000.000kHz SWT:Auto Limit Read Ant Cable Preamp Aux APos TPos Freq Level Line Margin Level Factor Loss Factor Factor Remark MHz dBuV/m dBuV/m dB dBuV dB/m dB dB dB cm deg 1 2490.34 50.93 74.00 -23.07 44.33 26.80 6.82 36.95 9.93 307 310 Peak	Blank
Avg	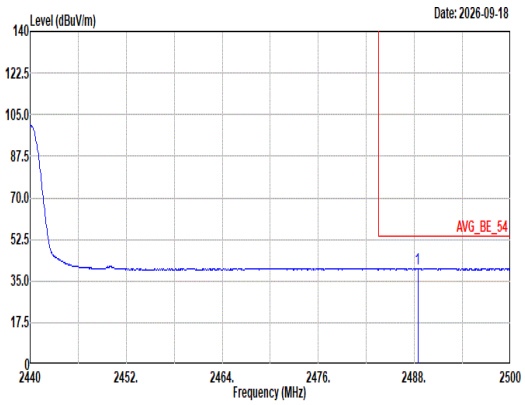 Site : 03CH13-HY Condition: AVG_BE_54 3m DRH18-E_DU2F13A18ES VERTICAL : RBW:1000.000kHz VBW:0.330kHz SWT:Auto Limit Read Ant Cable Preamp Aux APos TPos Freq Level Line Margin Level Factor Loss Factor Factor Remark MHz dBuV/m dBuV/m dB dBuV dB/m dB dB dB cm deg 1 2488.42 40.13 54.00 -13.87 33.53 26.80 6.82 36.95 9.93 307 310 Average	Blank

Mode	2	
	Harmonic	
	2400-2483.5_Bluetooth-LE_GSFK _CH19_2440MHz	
ANT	1	
Pol.	Horizontal	Vertical
Peak Avg	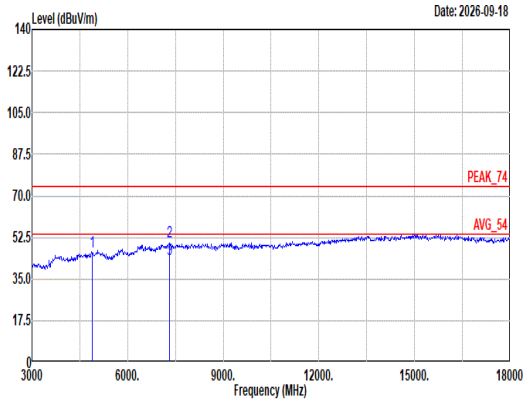 Site : 03CH13-HY Condition: PEAK_74 3m DRH18-E_DU2F13A18ES HORIZONTAL Freq Level Limit Line Margin Read Level Ant Factor Cable Loss Preamp Factor Aux Factor APos TPos Remark MHz dBuV/m dBuV/m dB dBuV dB/m dB dB dB cm deg 1 4880.00 46.51 74.00 -27.49 36.93 32.56 10.07 33.59 0.54 -- -- Peak 2 7320.00 50.77 74.00 -23.23 37.43 37.08 11.72 36.04 0.58 211 322 Peak 3 7320.00 43.11 54.00 -10.89 29.77 37.08 11.72 36.04 0.58 211 322 Average	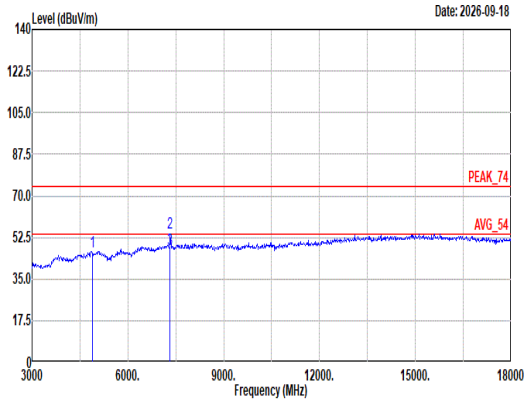 Site : 03CH13-HY Condition: PEAK_74 3m DRH18-E_DU2F13A18ES VERTICAL Freq Level Limit Line Margin Read Level Ant Factor Cable Loss Preamp Factor Aux Factor APos TPos Remark MHz dBuV/m dBuV/m dB dBuV dB/m dB dB dB cm deg 1 4880.00 46.42 74.00 -27.58 36.84 32.56 10.07 33.59 0.54 -- -- Peak 2 7320.00 54.30 74.00 -19.70 40.96 37.08 11.72 36.04 0.58 200 164 Peak 3 7320.00 47.42 54.00 -6.58 34.08 37.08 11.72 36.04 0.58 200 164 Average

Mode	2	
	Harmonic	
	2400-2483.5_Bluetooth-LE_GSFK _CH19_2440MHz	
ANT	1	
Pol.	Horizontal	Vertical
14.47G ~14.5G Avg	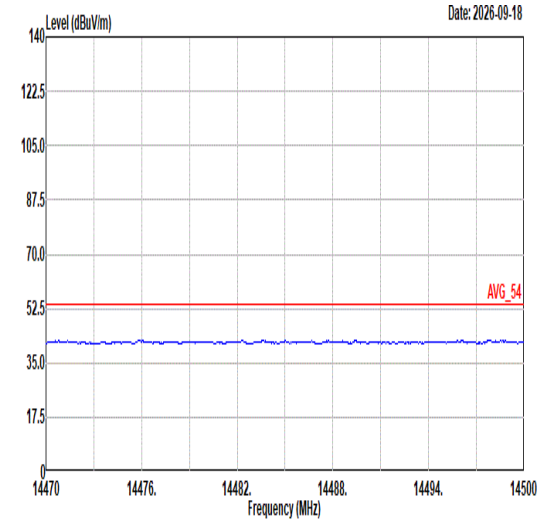 Site : 03CH13-HY Condition: AVG_54 3m DRH18-E_DU2F13A18ES HORIZONTAL	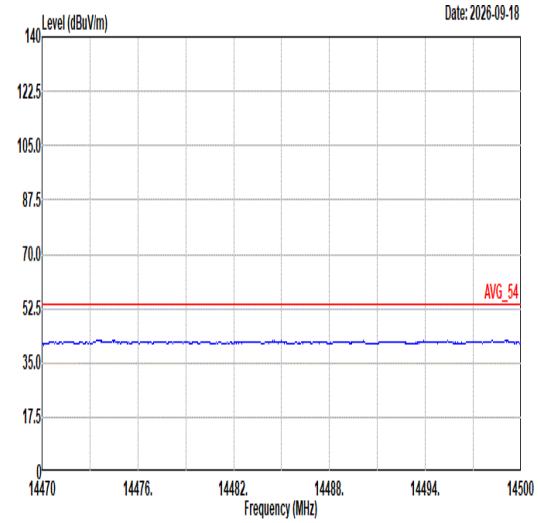 Site : 03CH13-HY Condition: AVG_54 3m DRH18-E_DU2F13A18ES VERTICAL
17.7G ~18G Avg	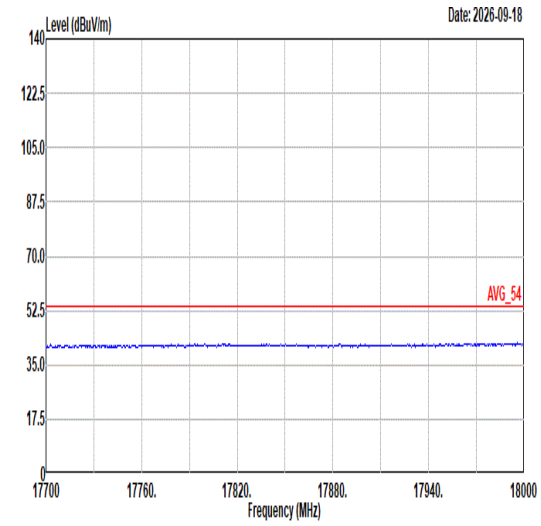 Site : 03CH13-HY Condition: AVG_54 3m DRH18-E_DU2F13A18ES HORIZONTAL	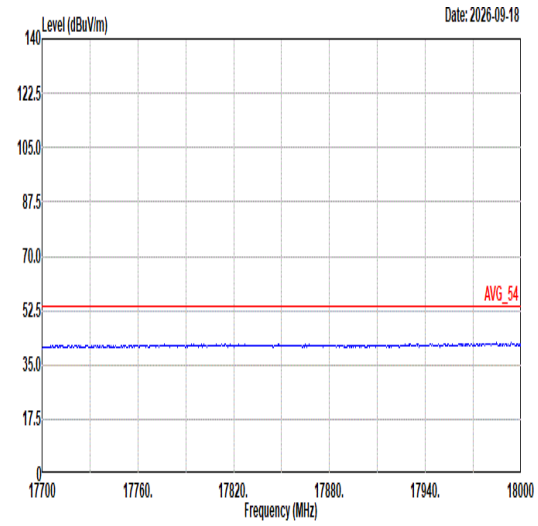 Site : 03CH13-HY Condition: AVG_54 3m DRH18-E_DU2F13A18ES VERTICAL

Mode	3	
	Band Edge	
	2400-2483.5_Bluetooth-LE_GSFK _CH39_2480MHz	
ANT	1	
Pol.	Horizontal	Fundamental
Peak	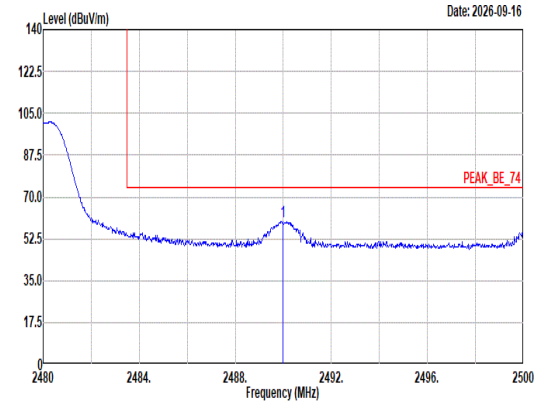 Site : 03CH13-HY Condition: PEAK_BE_74 3m DRH18-E_DU2F13A18ES HORIZONTAL : RBW:1000.000kHz VBW:3000.000kHz SWT:Auto Freq Level Limit Line Margin Read Level Ant Factor Cable Loss Preamp Factor Aux Factor APos TPos Remark MHz dBuV/m dBuV/m dB dBuV dB/m dB dB dB cm deg 1 2489.98 59.75 74.00 -14.25 53.15 26.80 6.82 36.95 9.93 100 174 Peak	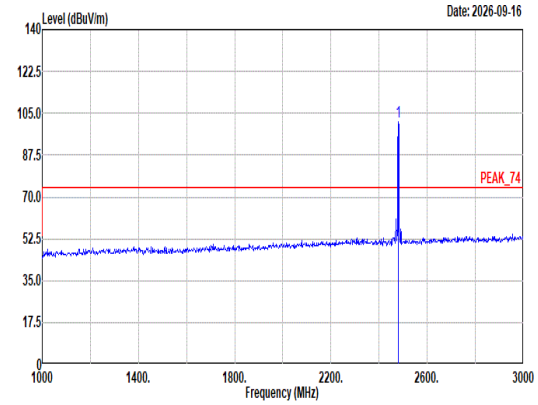 Site : 03CH13-HY Condition: PEAK_74 3m DRH18-E_DU2F13A18ES HORIZONTAL : RBW:1000.000kHz VBW:3000.000kHz SWT:Auto Freq Level Limit Line Margin Read Level Ant Factor Cable Loss Preamp Factor Aux Factor APos TPos Remark MHz dBuV/m dBuV/m dB dBuV dB/m dB dB dB cm deg 1 2480.00 101.45 ------ ------ 94.86 26.80 6.81 36.95 9.93 100 174 Peak
Avg	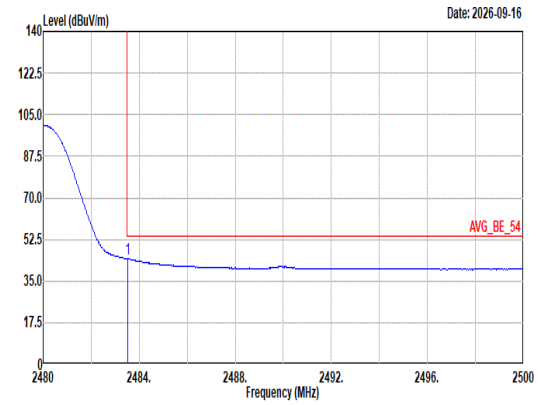 Site : 03CH13-HY Condition: AVG_BE_54 3m DRH18-E_DU2F13A18ES HORIZONTAL : RBW:1000.000kHz VBW:0.330kHz SWT:Auto Freq Level Limit Line Margin Read Level Ant Factor Cable Loss Preamp Factor Aux Factor APos TPos Remark MHz dBuV/m dBuV/m dB dBuV dB/m dB dB dB cm deg 1 2483.52 44.35 54.00 -9.65 37.76 26.80 6.81 36.95 9.93 100 174 Average	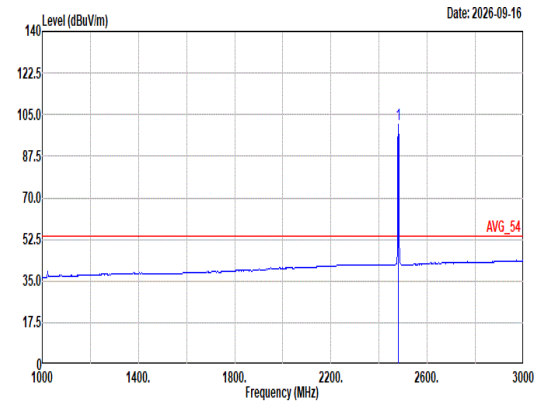 Site : 03CH13-HY Condition: AVG_54 3m DRH18-E_DU2F13A18ES HORIZONTAL : RBW:1000.000kHz VBW:0.330kHz SWT:Auto Freq Level Limit Line Margin Read Level Ant Factor Cable Loss Preamp Factor Aux Factor APos TPos Remark MHz dBuV/m dBuV/m dB dBuV dB/m dB dB dB cm deg 1 2480.00 100.76 ------ ------ 94.17 26.80 6.81 36.95 9.93 100 174 Average

Mode	3	
	Band Edge	
	2400-2483.5_Bluetooth-LE_GSFK _CH39_2480MHz	
ANT	1	
Pol.	Vertical	Fundamental
Peak	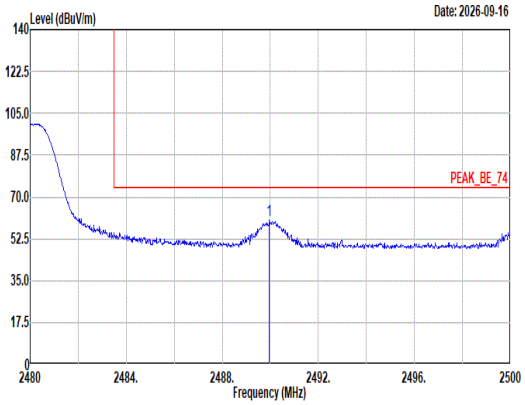 Site : 03CH13-HY Condition: PEAK_BE_74 3m DRH18-E_DU2F13A18ES VERTICAL : RBW:1000.000kHz VBW:3000.000kHz SWT:Auto Freq Level Limit Line Margin Read Level Ant Factor Cable Loss Preamp Factor Aux Factor APos TPos Remark MHz dBuV/m dBuV/m dB dBuV dB/m dB dB dB cm deg 1 2489.96 60.24 74.00 -13.76 53.64 26.80 6.82 36.95 9.93 300 225 Peak	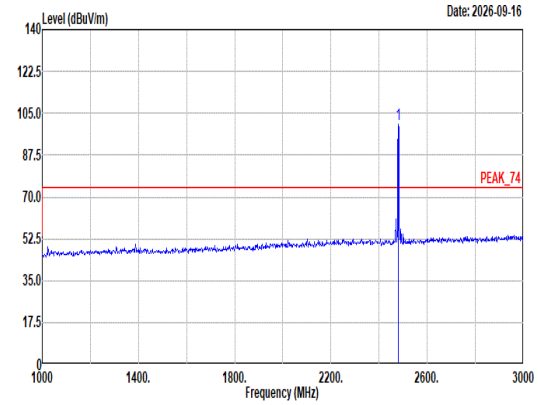 Site : 03CH13-HY Condition: PEAK_74 3m DRH18-E_DU2F13A18ES VERTICAL : RBW:1000.000kHz VBW:3000.000kHz SWT:Auto Freq Level Limit Line Margin Read Level Ant Factor Cable Loss Preamp Factor Aux Factor APos TPos Remark MHz dBuV/m dBuV/m dB dBuV dB/m dB dB dB cm deg 1 2480.00 100.51 ------ ------ 93.92 26.80 6.81 36.95 9.93 300 225 Peak
Avg	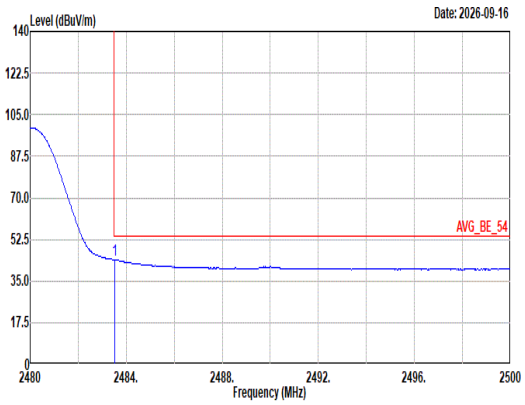 Site : 03CH13-HY Condition: AVG_BE_54 3m DRH18-E_DU2F13A18ES VERTICAL : RBW:1000.000kHz VBW:0.330kHz SWT:Auto Freq Level Limit Line Margin Read Level Ant Factor Cable Loss Preamp Factor Aux Factor APos TPos Remark MHz dBuV/m dBuV/m dB dBuV dB/m dB dB dB cm deg 1 2483.52 43.86 54.00 -10.14 37.27 26.80 6.81 36.95 9.93 300 225 Average	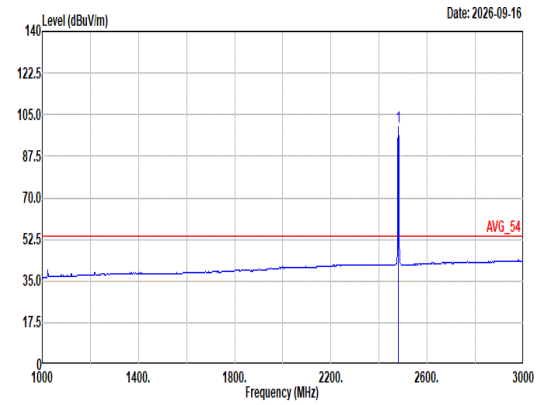 Site : 03CH13-HY Condition: AVG_54 3m DRH18-E_DU2F13A18ES VERTICAL : RBW:1000.000kHz VBW:0.330kHz SWT:Auto Freq Level Limit Line Margin Read Level Ant Factor Cable Loss Preamp Factor Aux Factor APos TPos Remark MHz dBuV/m dBuV/m dB dBuV dB/m dB dB dB cm deg 1 2480.00 99.82 ------ ------ 93.23 26.80 6.81 36.95 9.93 300 225 Average

Mode	3	
	Harmonic	
	2400-2483.5_Bluetooth-LE_GSFK _CH39_2480MHz	
ANT	1	
Pol.	Horizontal	Vertical
Peak Avg	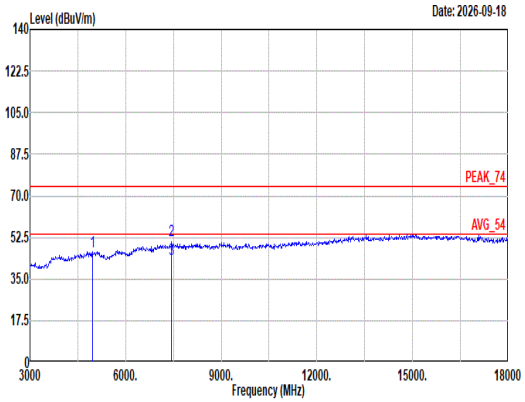 Site : 03CH13-HY Condition: PEAK_74 3m DRH18-E_DU2F13A18ES HORIZONTAL Freq Level Limit Line Margin Read Level Ant Factor Cable Loss Preamp Factor Aux Factor APos TPos Remark MHz dBuV/m dBuV/m dB dBuV dB/m dB dB dB cm deg 1 4960.00 46.31 74.00 -27.69 36.46 32.82 9.94 33.54 0.63 -- -- Peak 2 7440.00 51.48 74.00 -22.52 38.05 37.12 11.79 36.13 0.65 213 324 Peak 3 7440.00 43.54 54.00 -10.46 30.11 37.12 11.79 36.13 0.65 213 324 Average	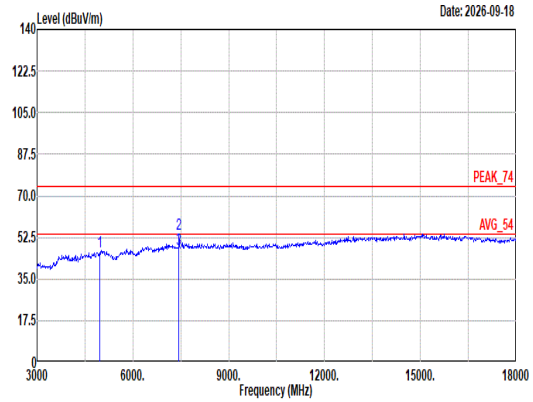 Site : 03CH13-HY Condition: PEAK_74 3m DRH18-E_DU2F13A18ES VERTICAL Freq Level Limit Line Margin Read Level Ant Factor Cable Loss Preamp Factor Aux Factor APos TPos Remark MHz dBuV/m dBuV/m dB dBuV dB/m dB dB dB cm deg 1 4960.00 46.68 74.00 -27.32 36.83 32.82 9.94 33.54 0.63 -- -- Peak 2 7440.00 53.94 74.00 -20.06 40.51 37.12 11.79 36.13 0.65 308 194 Peak 3 7440.00 47.66 54.00 -6.34 34.23 37.12 11.79 36.13 0.65 308 194 Average

Mode	3	
	Harmonic	
	2400-2483.5_Bluetooth-LE_GSFK _CH39_2480MHz	
ANT	1	
Pol.	Horizontal	Vertical
14.47G ~14.5G Avg	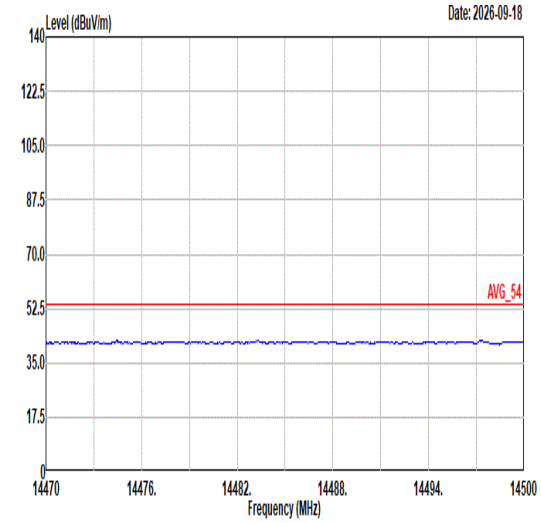 Site : 03CH13-HY Condition: AVG_54 3m DRH18-E_DU2F13A18ES HORIZONTAL	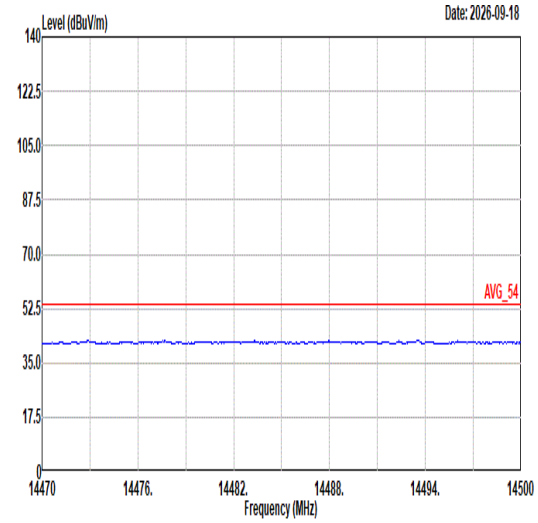 Site : 03CH13-HY Condition: AVG_54 3m DRH18-E_DU2F13A18ES VERTICAL
17.7G ~18G Avg	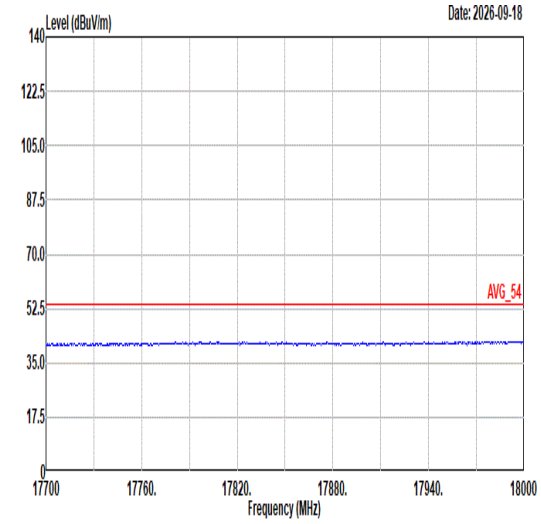 Site : 03CH13-HY Condition: AVG_54 3m DRH18-E_DU2F13A18ES HORIZONTAL	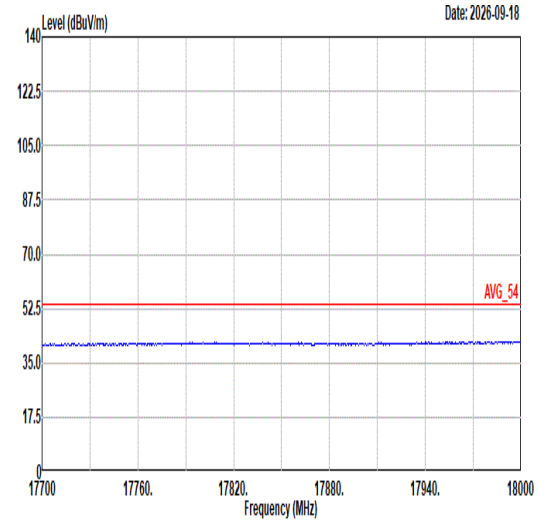 Site : 03CH13-HY Condition: AVG_54 3m DRH18-E_DU2F13A18ES VERTICAL

C6-1.Radiated Spurious Emission Test Modes

Mode	Band (MHz)	Antenna	Modulation	Channel	Frequency	Data Rate	RU	Remark
Mode 17	2400-2483.5	2	Bluetooth-LE_GSFK	00	2402	125k	-	-
Mode 18	2400-2483.5	2	Bluetooth-LE_GSFK	19	2440	125k	-	-
Mode 19	2400-2483.5	2	Bluetooth-LE_GSFK	39	2480	125k	-	-

C6-2.Summary of each worse mode

Mode	Modulation	Ch.	Freq. (MHz)	Level (dBuV/m)	Limit (dBuV/m)	Margin (dB)	Pol.	Peak Avg.	Result	RU	Remark
17	Bluetooth-LE_GSFK	00	2343.29	40.51	54.00	-13.49	V	Avg.	Pass	-	Band Edge
	Bluetooth-LE_GSFK	00	4804.00	45.66	54.00	-8.34	V	Avg.	Pass	-	Harmonic
18	Bluetooth-LE_GSFK	19	2342.50	40.50	54.00	-13.50	V	Avg.	Pass	-	Band Edge
	Bluetooth-LE_GSFK	19	4880.00	50.18	54.00	-3.82	H	Avg.	Pass	-	Harmonic
19	Bluetooth-LE_GSFK	39	2483.52	46.07	54.00	-7.93	V	Avg.	Pass	-	Band Edge
	Bluetooth-LE_GSFK	39	4960.00	50.88	54.00	-3.12	V	Avg.	Pass	-	Harmonic

Mode	17	
	Band Edge	
	2400-2483.5_Bluetooth-LE_GSFK _CH00_2402MHz	
ANT	2	
Pol.	Horizontal	Fundamental
Peak	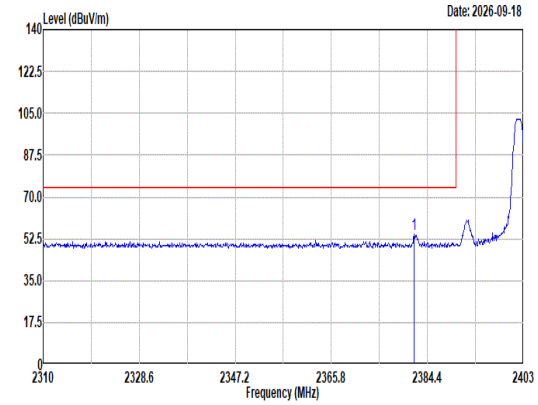 Site : 03CH13-HY Condition: PEAK_BE_74 3m DRH18-E_DU2F13A18ES HORIZONTAL : RBW:1000.000kHz VBW:3000.000kHz SWT:Auto Freq Level Limit Line Margin Read Level Ant Factor Cable Loss Preamp Factor Aux Factor APos TPos Remark MHz dBuV/m dBuV/m dB dBuV dB/m dB dB dB cm deg 1 2381.80 54.24 74.00 -19.76 47.79 26.78 6.68 36.94 9.93 281 110 Peak	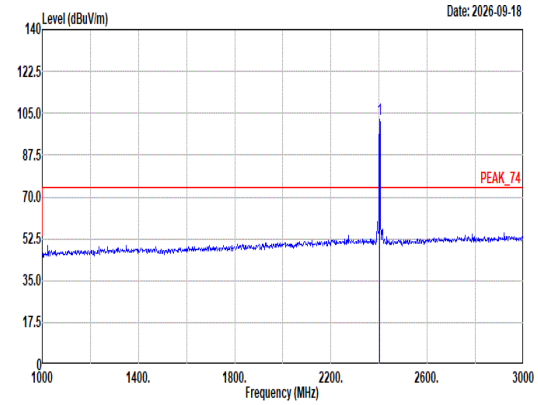 Site : 03CH13-HY Condition: PEAK_74 3m DRH18-E_DU2F13A18ES HORIZONTAL : RBW:1000.000kHz VBW:3000.000kHz SWT:Auto Freq Level Limit Line Margin Read Level Ant Factor Cable Loss Preamp Factor Aux Factor APos TPos Remark MHz dBuV/m dBuV/m dB dBuV dB/m dB dB dB cm deg 1 2402.00 102.66 ------ ------ 96.16 26.80 6.71 36.94 9.93 281 110 Peak
Avg	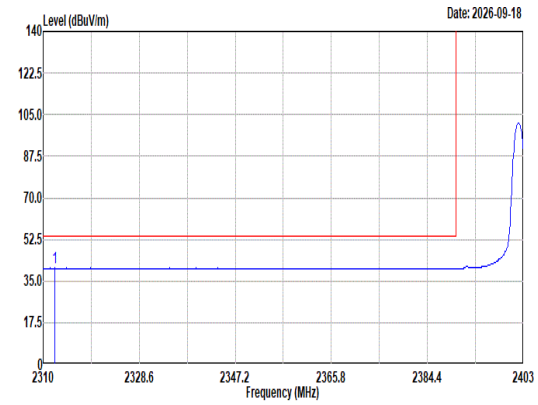 Site : 03CH13-HY Condition: AVG_BE_54 3m DRH18-E_DU2F13A18ES HORIZONTAL : RBW:1000.000kHz VBW:0.330kHz SWT:Auto Freq Level Limit Line Margin Read Level Ant Factor Cable Loss Preamp Factor Aux Factor APos TPos Remark MHz dBuV/m dBuV/m dB dBuV dB/m dB dB dB cm deg 1 2312.33 40.47 54.00 -13.53 33.81 27.08 6.58 36.93 9.93 281 110 Average	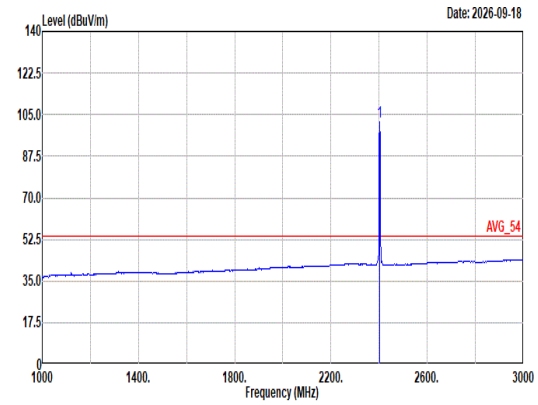 Site : 03CH13-HY Condition: AVG_54 3m DRH18-E_DU2F13A18ES HORIZONTAL : RBW:1000.000kHz VBW:0.330kHz SWT:Auto Freq Level Limit Line Margin Read Level Ant Factor Cable Loss Preamp Factor Aux Factor APos TPos Remark MHz dBuV/m dBuV/m dB dBuV dB/m dB dB dB cm deg 1 2402.00 101.95 ------ ------ 95.45 26.80 6.71 36.94 9.93 281 110 Average

Mode	17	
	Band Edge	
	2400-2483.5_Bluetooth-LE_GSFK _CH00_2402MHz	
ANT	2	
Pol.	Vertical	Fundamental
Peak	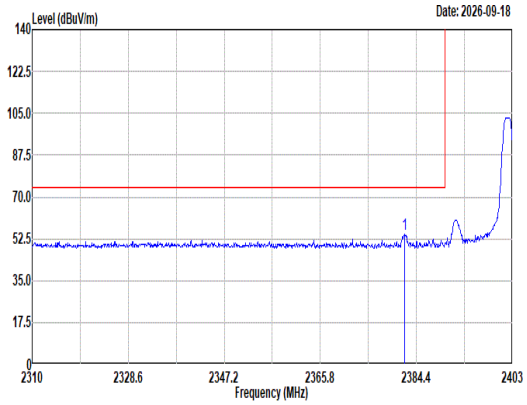 Site : 03CH13-HY Condition: PEAK_BE_74 3m DRH18-E_DU2F13A18ES VERTICAL : RBW:1000.000kHz VBW:3000.000kHz SWT:Auto 1 2382.17 54.38 74.00 -19.62 47.93 26.78 6.68 36.94 9.93 243 230 Peak	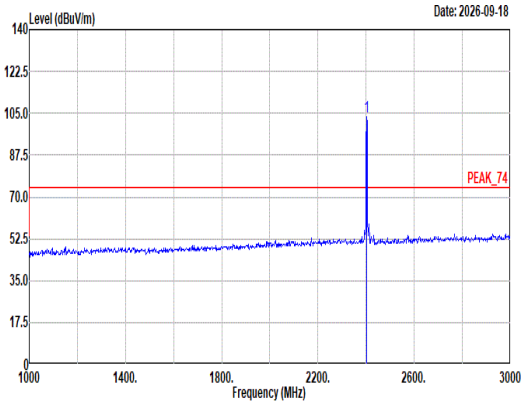 Site : 03CH13-HY Condition: PEAK_74 3m DRH18-E_DU2F13A18ES VERTICAL : RBW:1000.000kHz VBW:3000.000kHz SWT:Auto 1 2402.00 103.35 ------ ------ 96.85 26.80 6.71 36.94 9.93 243 230 Peak
Avg	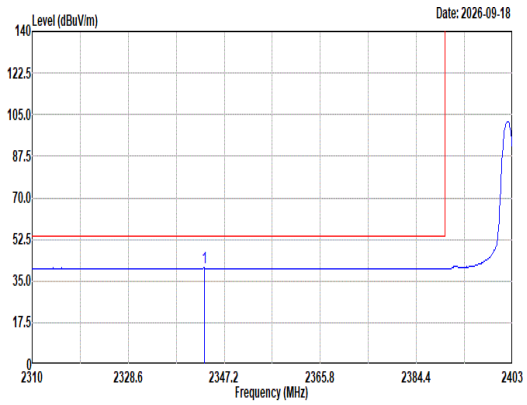 Site : 03CH13-HY Condition: AVG_BE_54 3m DRH18-E_DU2F13A18ES VERTICAL : RBW:1000.000kHz VBW:0.330kHz SWT:Auto 1 2343.29 40.51 54.00 -13.49 33.92 26.97 6.62 36.93 9.93 243 230 Average	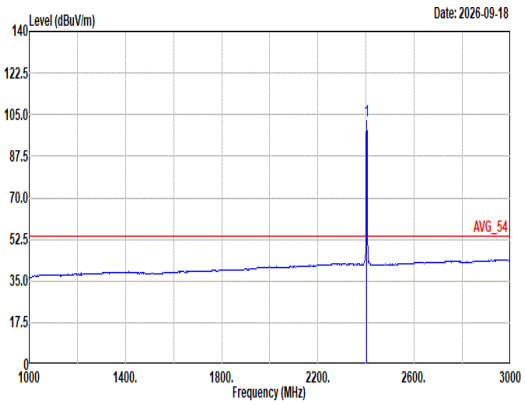 Site : 03CH13-HY Condition: AVG_54 3m DRH18-E_DU2F13A18ES VERTICAL : RBW:1000.000kHz VBW:0.330kHz SWT:Auto 1 2402.00 102.63 ------ ------ 96.13 26.80 6.71 36.94 9.93 243 230 Average

Mode	17	
	Harmonic	
	2400-2483.5_Bluetooth-LE_GSFK _CH00_2402MHz	
ANT	2	
Pol.	Horizontal	Vertical
Peak Avg	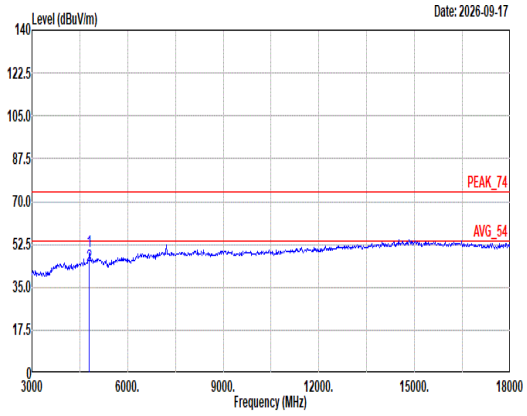 Site : 03CH13-HY Condition: PEAK_74 3m DRH18-E_DU2F13A18ES HORIZONTAL Freq Level Limit Line Margin Read Level Ant Factor Cable Loss Preamp Factor Aux Factor APos TPos Remark MHz dBuV/m dBuV/m dB dBuV dB/m dB dB dB cm deg 1 4804.00 49.86 74.00 -24.14 40.35 32.50 10.19 33.63 0.45 201 263 Peak 2 4804.00 43.95 54.00 -10.05 34.44 32.50 10.19 33.63 0.45 201 263 Average	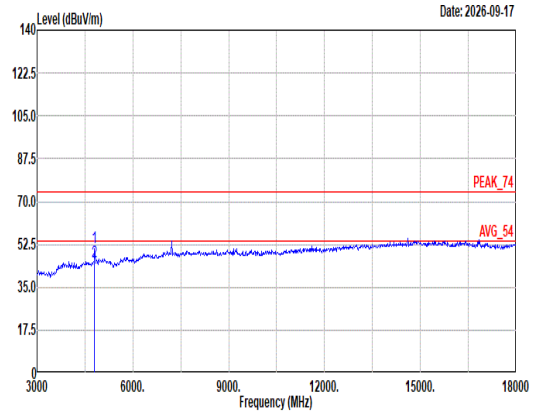 Site : 03CH13-HY Condition: PEAK_74 3m DRH18-E_DU2F13A18ES VERTICAL Freq Level Limit Line Margin Read Level Ant Factor Cable Loss Preamp Factor Aux Factor APos TPos Remark MHz dBuV/m dBuV/m dB dBuV dB/m dB dB dB cm deg 1 4804.00 51.12 74.00 -22.88 41.61 32.50 10.19 33.63 0.45 352 95 Peak 2 4804.00 45.66 54.00 -8.34 36.15 32.50 10.19 33.63 0.45 352 95 Average

Mode	17	
	Harmonic	
	2400-2483.5_Bluetooth-LE_GSFK _CH00_2402MHz	
ANT	2	
Pol.	Horizontal	Vertical
14.47G ~14.5G Avg	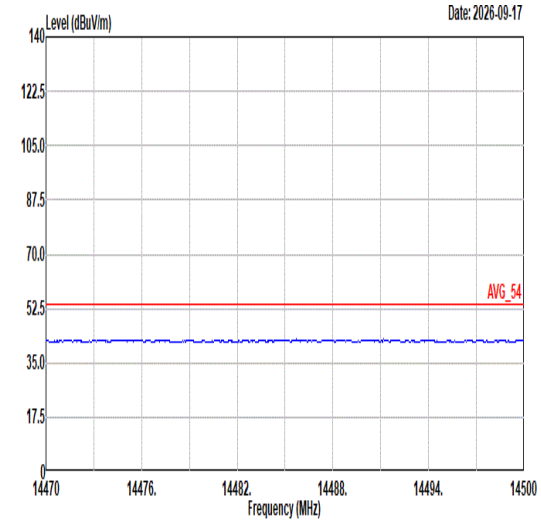 Site : 03CH13-HY Condition: AVG_54 3m DRH18-E_DU2F13A18ES HORIZONTAL	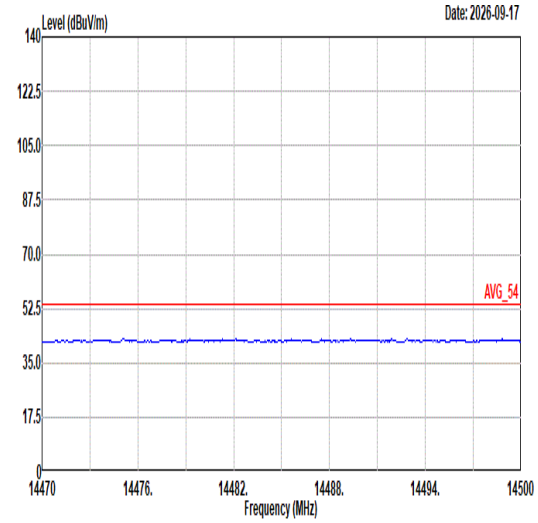 Site : 03CH13-HY Condition: AVG_54 3m DRH18-E_DU2F13A18ES VERTICAL
17.7G ~18G Avg	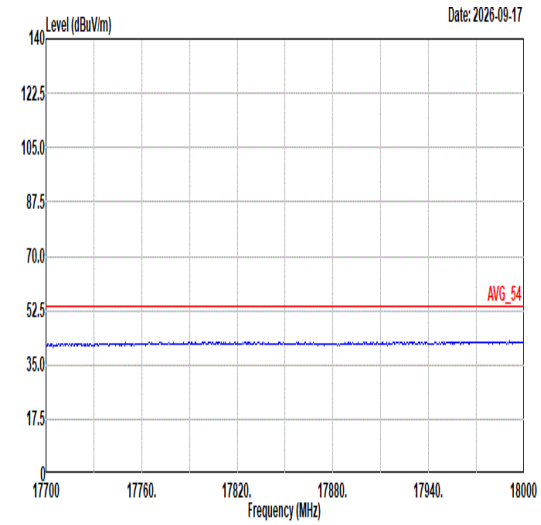 Site : 03CH13-HY Condition: AVG_54 3m DRH18-E_DU2F13A18ES HORIZONTAL	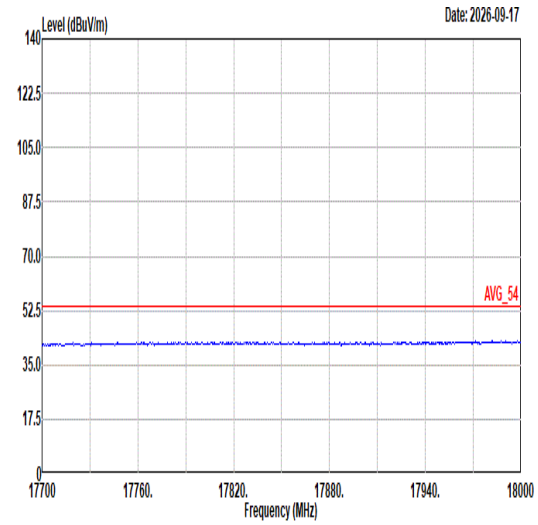 Site : 03CH13-HY Condition: AVG_54 3m DRH18-E_DU2F13A18ES VERTICAL

Mode	18	
	Band Edge - L	
	2400-2483.5_Bluetooth-LE_GSFK _CH19_2440MHz	
ANT	2	
Pol.	Horizontal	Fundamental
Peak	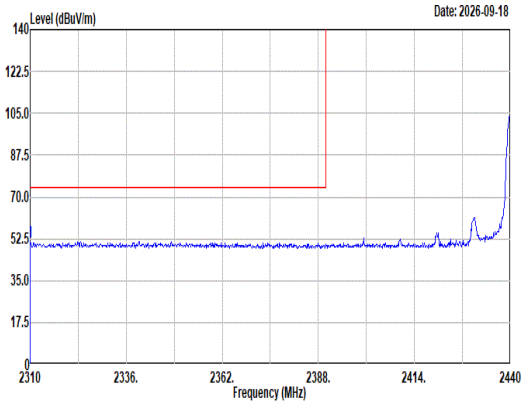 Site : 03CH13-HY Condition: PEAK_BE_74 3m DRH18-E_DU2F13A18ES HORIZONTAL : RBW:1000.000kHz VBW:3000.000kHz SWT:Auto Freq Level Limit Line Margin Read Level Ant Factor Cable Loss Preamp Factor Aux Factor APos TPos Remark MHz dBuV/m dBuV/m dB dBuV dB/m dB dB dB cm deg 1 2310.00 51.18 74.00 -22.82 44.51 27.10 6.57 36.93 9.93 241 109 Peak	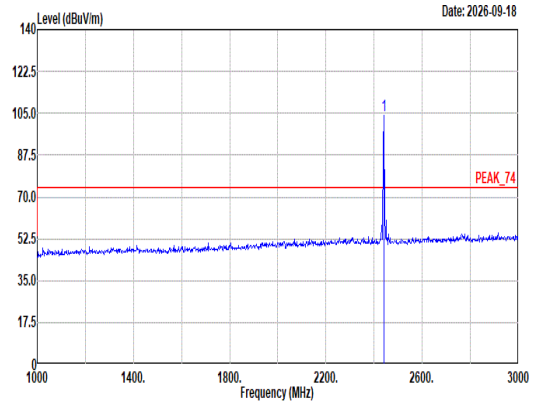 Site : 03CH13-HY Condition: PEAK_74 3m DRH18-E_DU2F13A18ES HORIZONTAL : RBW:1000.000kHz VBW:3000.000kHz SWT:Auto Freq Level Limit Line Margin Read Level Ant Factor Cable Loss Preamp Factor Aux Factor APos TPos Remark MHz dBuV/m dBuV/m dB dBuV dB/m dB dB dB cm deg 1 2440.00 103.98 ------ ------ 97.43 26.80 6.76 36.94 9.93 241 109 Peak
Avg	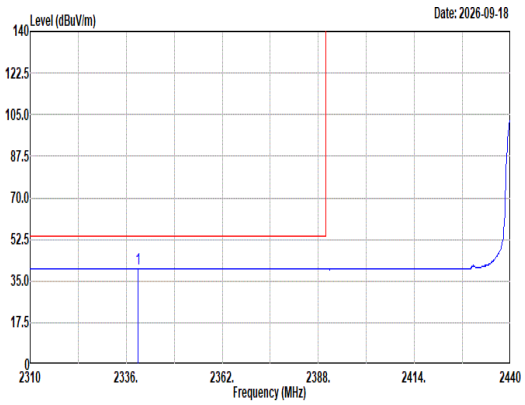 Site : 03CH13-HY Condition: AVG_BE_54 3m DRH18-E_DU2F13A18ES HORIZONTAL : RBW:1000.000kHz VBW:0.330kHz SWT:Auto Freq Level Limit Line Margin Read Level Ant Factor Cable Loss Preamp Factor Aux Factor APos TPos Remark MHz dBuV/m dBuV/m dB dBuV dB/m dB dB dB cm deg 1 2339.12 40.41 54.00 -13.59 33.79 27.00 6.62 36.93 9.93 241 109 Average	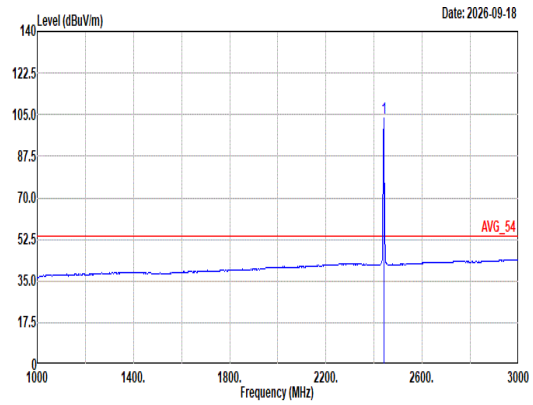 Site : 03CH13-HY Condition: AVG_54 3m DRH18-E_DU2F13A18ES HORIZONTAL : RBW:1000.000kHz VBW:0.330kHz SWT:Auto Freq Level Limit Line Margin Read Level Ant Factor Cable Loss Preamp Factor Aux Factor APos TPos Remark MHz dBuV/m dBuV/m dB dBuV dB/m dB dB dB cm deg 1 2440.00 103.30 ------ ------ 96.75 26.80 6.76 36.94 9.93 241 109 Average

Mode	18	
	Band Edge - R	
	2400-2483.5_Bluetooth-LE_GSFK _CH19_2440MHz	
ANT	2	
Pol.	Horizontal	Fundamental
Peak	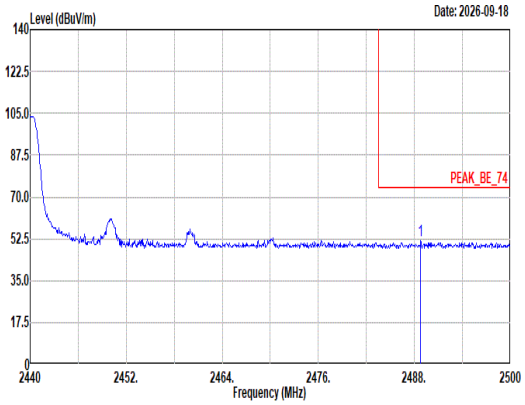 Site : 03CH13-HY Condition: PEAK_BE_74 3m DRH18-E_DU2F13A18ES HORIZONTAL : RBW:1000.000kHz VBW:3000.000kHz SWT:Auto Limit Read Ant Cable Preamp Aux APos TPos Freq Level Line Margin Level Factor Loss Factor Factor Remark MHz dBuV/m dBuV/m dB dBuV dB/m dB dB dB cm deg 1 2488.78 51.58 74.00 -22.42 44.98 26.80 6.82 36.95 9.93 241 109 Peak	Blank
Avg	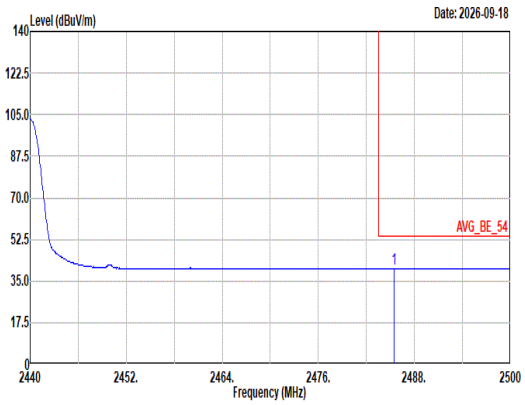 Site : 03CH13-HY Condition: AVG_BE_54 3m DRH18-E_DU2F13A18ES HORIZONTAL : RBW:1000.000kHz VBW:0.330kHz SWT:Auto Limit Read Ant Cable Preamp Aux APos TPos Freq Level Line Margin Level Factor Loss Factor Factor Remark MHz dBuV/m dBuV/m dB dBuV dB/m dB dB dB cm deg 1 2485.48 40.29 54.00 -13.71 33.69 26.80 6.82 36.95 9.93 241 109 Average	Blank

Mode	18	
	Band Edge - L	
	2400-2483.5_Bluetooth-LE_GSFK _CH19_2440MHz	
ANT	2	
Pol.	Vertical	Fundamental
Peak	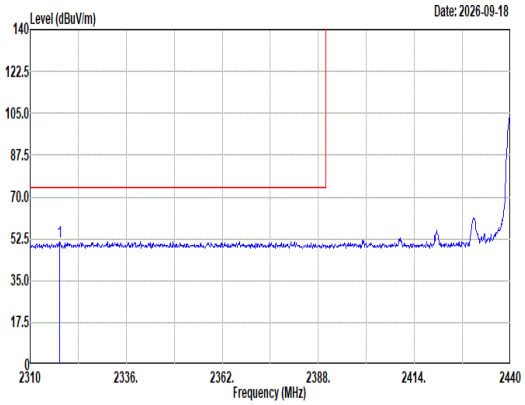 Site : 03CH13-HY Condition: PEAK_BE_74 3m DRH18-E_DU2F13A18ES VERTICAL : RBW:1000.000kHz VBW:3000.000kHz SWT:Auto Freq Level Limit Line Margin Read Level Ant Factor Cable Loss Preamp Factor Aux Factor APos TPos Remark MHz dBuV/m dBuV/m dB dBuV dB/m dB dB dB cm deg 1 2318.06 51.49 74.00 -22.51 44.88 27.02 6.59 36.93 9.93 238 229 Peak	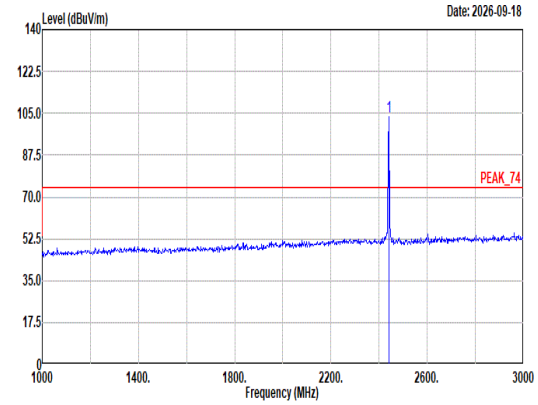 Site : 03CH13-HY Condition: PEAK_74 3m DRH18-E_DU2F13A18ES VERTICAL : RBW:1000.000kHz VBW:3000.000kHz SWT:Auto Freq Level Limit Line Margin Read Level Ant Factor Cable Loss Preamp Factor Aux Factor APos TPos Remark MHz dBuV/m dBuV/m dB dBuV dB/m dB dB dB cm deg 1 2440.00 103.55 ------ ------ 97.00 26.80 6.76 36.94 9.93 238 229 Peak
Avg	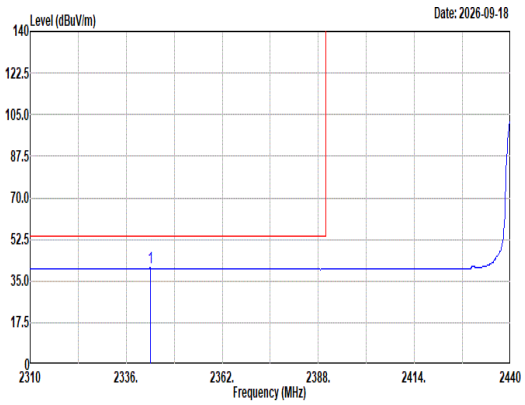 Site : 03CH13-HY Condition: AVG_BE_54 3m DRH18-E_DU2F13A18ES VERTICAL : RBW:1000.000kHz VBW:0.330kHz SWT:Auto Freq Level Limit Line Margin Read Level Ant Factor Cable Loss Preamp Factor Aux Factor APos TPos Remark MHz dBuV/m dBuV/m dB dBuV dB/m dB dB dB cm deg 1 2342.50 40.50 54.00 -13.50 33.90 26.98 6.62 36.93 9.93 238 229 Average	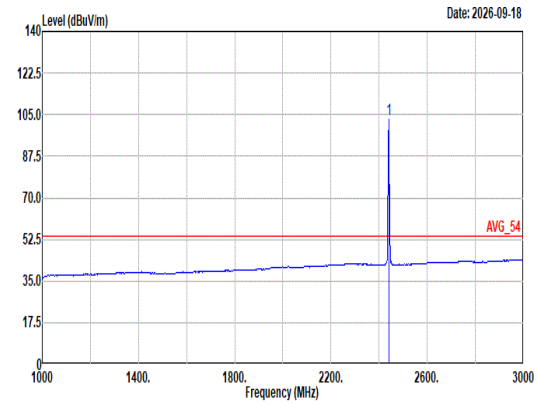 Site : 03CH13-HY Condition: AVG_54 3m DRH18-E_DU2F13A18ES VERTICAL : RBW:1000.000kHz VBW:0.330kHz SWT:Auto Freq Level Limit Line Margin Read Level Ant Factor Cable Loss Preamp Factor Aux Factor APos TPos Remark MHz dBuV/m dBuV/m dB dBuV dB/m dB dB dB cm deg 1 2440.00 102.81 ------ ------ 96.26 26.80 6.76 36.94 9.93 238 229 Average

Mode	18	
	Band Edge - R	
	2400-2483.5_Bluetooth-LE_GSFK _CH19_2440MHz	
ANT	2	
Pol.	Vertical	Fundamental
Peak	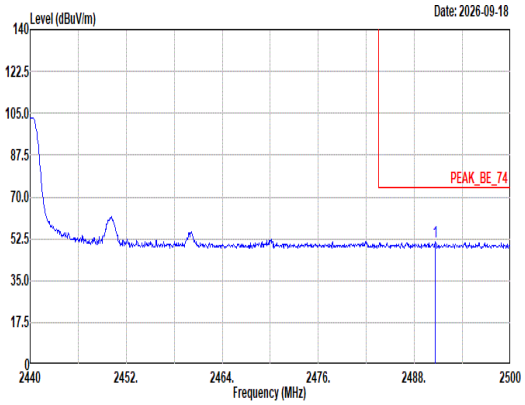 Site : 03CH13-HY Condition: PEAK_BE_74 3m DRH18-E_DU2F13A18ES VERTICAL : RBW:1000.000kHz VBW:3000.000kHz SWT:Auto Limit Read Ant Cable Preamp Aux APos TPos Freq Level Line Margin Level Factor Loss Factor Factor Remark MHz dBuV/m dBuV/m dB dBuV dB/m dB dB dB cm deg 1 2490.58 51.23 74.00 -22.77 44.63 26.80 6.82 36.95 9.93 238 229 Peak	Blank
Avg	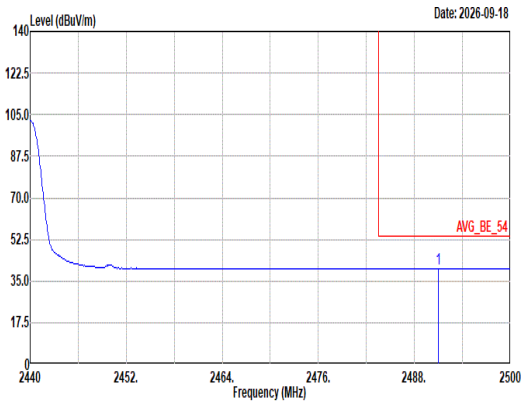 Site : 03CH13-HY Condition: AVG_BE_54 3m DRH18-E_DU2F13A18ES VERTICAL : RBW:1000.000kHz VBW:0.330kHz SWT:Auto Limit Read Ant Cable Preamp Aux APos TPos Freq Level Line Margin Level Factor Loss Factor Factor Remark MHz dBuV/m dBuV/m dB dBuV dB/m dB dB dB cm deg 1 2491.00 40.33 54.00 -13.67 33.73 26.80 6.82 36.95 9.93 238 229 Average	Blank

Mode	18	
	Harmonic	
	2400-2483.5_Bluetooth-LE_GSFK _CH19_2440MHz	
ANT	2	
Pol.	Horizontal	Vertical
Peak Avg	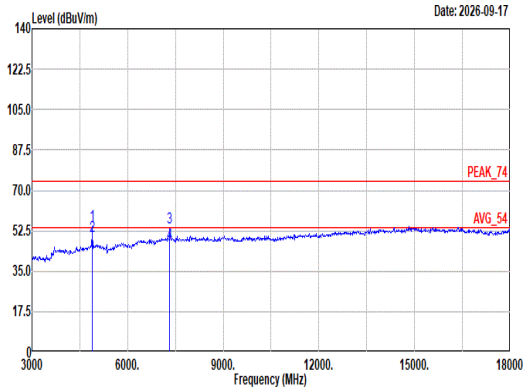 Site : 03CH13-HY Condition: PEAK_74 3m DRH18-E_DU2F13A18ES HORIZONTAL Freq Level Limit Line Margin Read Level Ant Factor Cable Loss Preamp Factor Aux Factor APos TPos Remark MHz dBuV/m dBuV/m dB dBuV dB/m dB dB dB cm deg 1 4880.00 54.87 74.00 -19.13 45.29 32.56 10.07 33.59 0.54 100 181 Peak 2 4880.00 50.18 54.00 -3.82 40.60 32.56 10.07 33.59 0.54 100 181 Average 3 7320.00 54.01 74.00 -19.99 40.67 37.08 11.72 36.04 0.58 100 112 Peak 4 7320.00 47.11 54.00 -6.89 33.77 37.08 11.72 36.04 0.58 100 112 Average	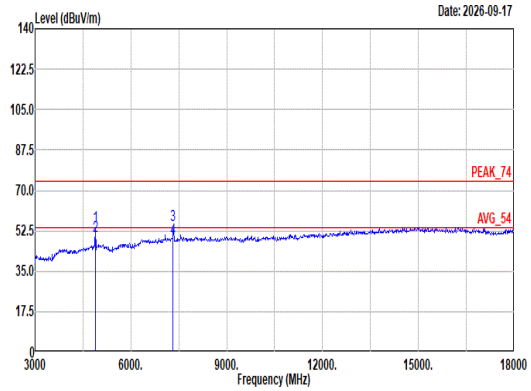 Site : 03CH13-HY Condition: PEAK_74 3m DRH18-E_DU2F13A18ES VERTICAL Freq Level Limit Line Margin Read Level Ant Factor Cable Loss Preamp Factor Aux Factor APos TPos Remark MHz dBuV/m dBuV/m dB dBuV dB/m dB dB dB cm deg 1 4880.00 54.51 74.00 -19.49 44.93 32.56 10.07 33.59 0.54 100 122 Peak 2 4880.00 50.16 54.00 -3.84 40.58 32.56 10.07 33.59 0.54 100 122 Average 3 7320.00 55.11 74.00 -18.89 41.77 37.08 11.72 36.04 0.58 220 90 Peak 4 7320.00 49.34 54.00 -4.66 36.00 37.08 11.72 36.04 0.58 220 90 Average

Mode	18	
	Harmonic	
	2400-2483.5_Bluetooth-LE_GSFK _CH19_2440MHz	
ANT	2	
Pol.	Horizontal	Vertical
14.47G ~14.5G Avg	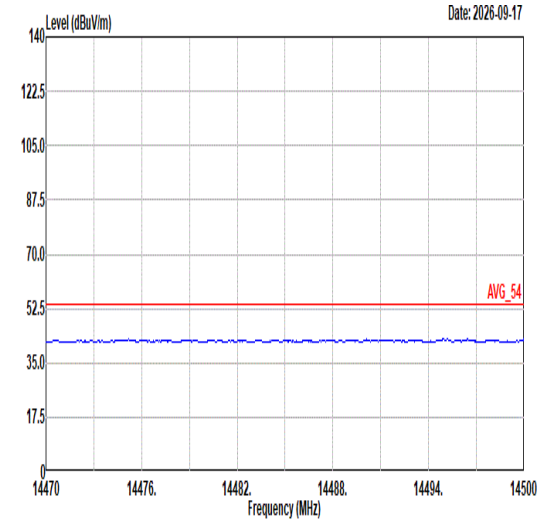 Site : 03CH13-HY Condition: AVG_54 3m DRH18-E_DU2F13A18ES HORIZONTAL	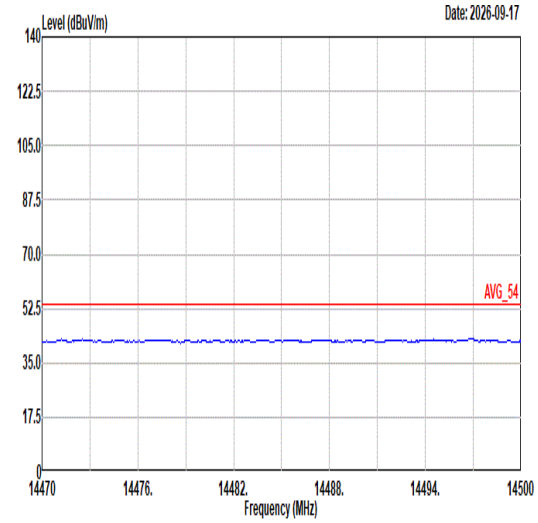 Site : 03CH13-HY Condition: AVG_54 3m DRH18-E_DU2F13A18ES VERTICAL
17.7G ~18G Avg	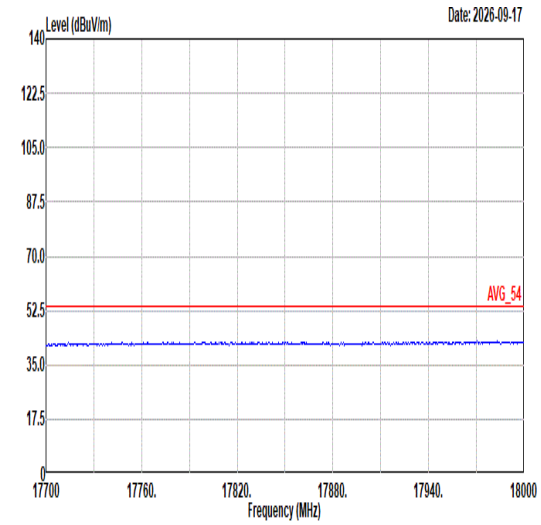 Site : 03CH13-HY Condition: AVG_54 3m DRH18-E_DU2F13A18ES HORIZONTAL	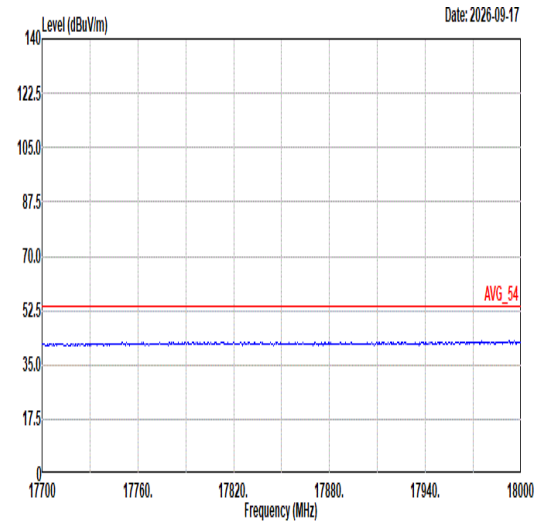 Site : 03CH13-HY Condition: AVG_54 3m DRH18-E_DU2F13A18ES VERTICAL

Mode	19	
	Band Edge	
	2400-2483.5_Bluetooth-LE_GSFK _CH39_2480MHz	
ANT	2	
Pol.	Horizontal	Fundamental
Peak	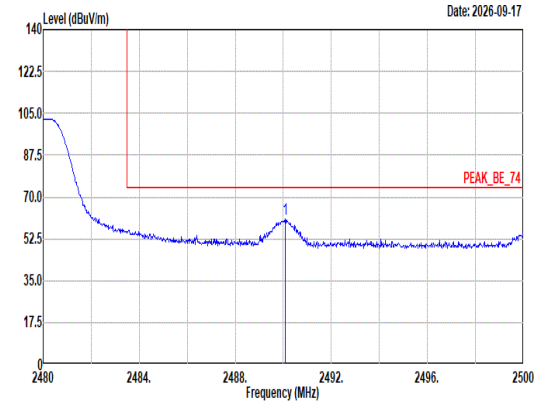 Site : 03CH13-HY Condition: PEAK_BE_74 3m DRH18-E_DU2F13A18ES HORIZONTAL : RBW:1000.000kHz VBW:3000.000kHz SWT:Auto Freq Level Limit Line Margin Read Level Ant Factor Cable Loss Preamp Factor Aux Factor APos TPos Remark MHz dBuV/m dBuV/m dB dBuV dB/m dB dB dB cm deg 1 2490.08 60.50 74.00 -13.50 53.90 26.80 6.82 36.95 9.93 100 110 Peak	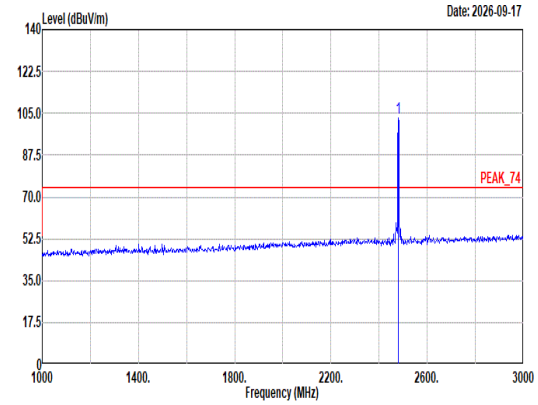 Site : 03CH13-HY Condition: PEAK_74 3m DRH18-E_DU2F13A18ES HORIZONTAL : RBW:1000.000kHz VBW:3000.000kHz SWT:Auto Freq Level Limit Line Margin Read Level Ant Factor Cable Loss Preamp Factor Aux Factor APos TPos Remark MHz dBuV/m dBuV/m dB dBuV dB/m dB dB dB cm deg 1 2480.00 102.87 ------ ------ 96.28 26.80 6.81 36.95 9.93 100 110 Peak
Avg	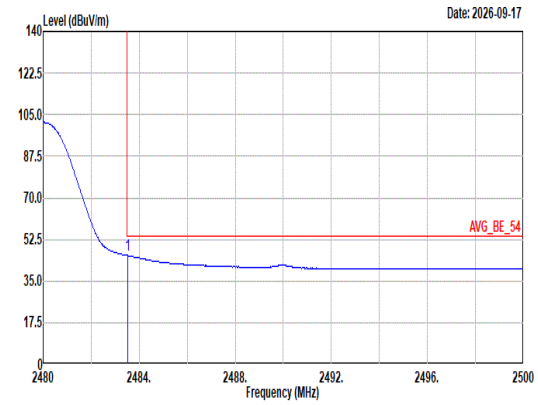 Site : 03CH13-HY Condition: AVG_BE_54 3m DRH18-E_DU2F13A18ES HORIZONTAL : RBW:1000.000kHz VBW:0.330kHz SWT:Auto Freq Level Limit Line Margin Read Level Ant Factor Cable Loss Preamp Factor Aux Factor APos TPos Remark MHz dBuV/m dBuV/m dB dBuV dB/m dB dB dB cm deg 1 2483.52 45.74 54.00 -8.26 39.15 26.80 6.81 36.95 9.93 100 110 Average	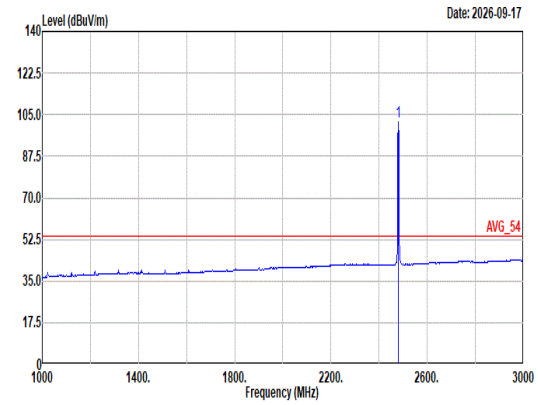 Site : 03CH13-HY Condition: AVG_54 3m DRH18-E_DU2F13A18ES HORIZONTAL : RBW:1000.000kHz VBW:0.330kHz SWT:Auto Freq Level Limit Line Margin Read Level Ant Factor Cable Loss Preamp Factor Aux Factor APos TPos Remark MHz dBuV/m dBuV/m dB dBuV dB/m dB dB dB cm deg 1 2480.00 102.17 ------ ------ 95.58 26.80 6.81 36.95 9.93 100 110 Average

Mode	19	
	Band Edge	
	2400-2483.5_Bluetooth-LE_GSFK _CH39_2480MHz	
ANT	2	
Pol.	Vertical	Fundamental
Peak	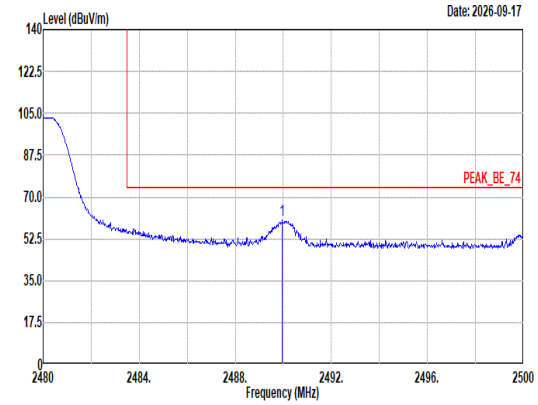 Site : 03CH13-HY Condition: PEAK_BE_74 3m DRH18-E_DU2F13A18ES VERTICAL : RBW:1000.000kHz VBW:3000.000kHz SWT:Auto Freq Level Limit Line Margin Read Level Ant Factor Cable Loss Preamp Factor Aux Factor APos TPos Remark MHz dBuV/m dBuV/m dB dBuV dB/m dB dB dB cm deg 1 2489.96 60.06 74.00 -13.94 53.46 26.80 6.82 36.95 9.93 263 233 Peak	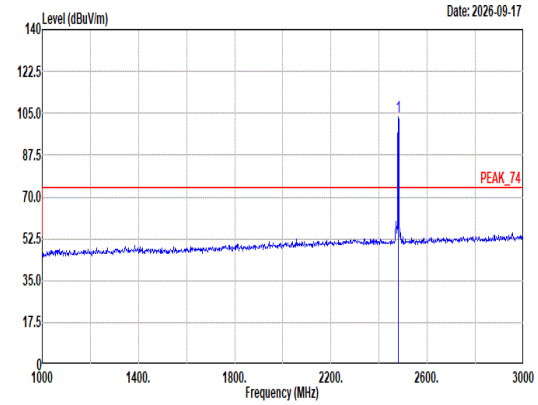 Site : 03CH13-HY Condition: PEAK_74 3m DRH18-E_DU2F13A18ES VERTICAL : RBW:1000.000kHz VBW:3000.000kHz SWT:Auto Freq Level Limit Line Margin Read Level Ant Factor Cable Loss Preamp Factor Aux Factor APos TPos Remark MHz dBuV/m dBuV/m dB dBuV dB/m dB dB dB cm deg 1 2480.00 103.46 ------ ------ 96.87 26.80 6.81 36.95 9.93 263 233 Peak
Avg	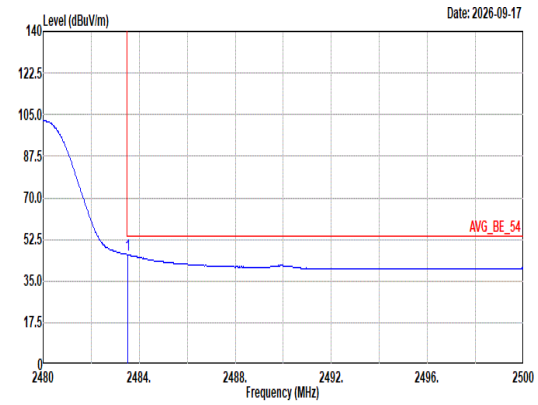 Site : 03CH13-HY Condition: AVG_BE_54 3m DRH18-E_DU2F13A18ES VERTICAL : RBW:1000.000kHz VBW:0.330kHz SWT:Auto Freq Level Limit Line Margin Read Level Ant Factor Cable Loss Preamp Factor Aux Factor APos TPos Remark MHz dBuV/m dBuV/m dB dBuV dB/m dB dB dB cm deg 1 2483.52 46.07 54.00 -7.93 39.48 26.80 6.81 36.95 9.93 263 233 Average	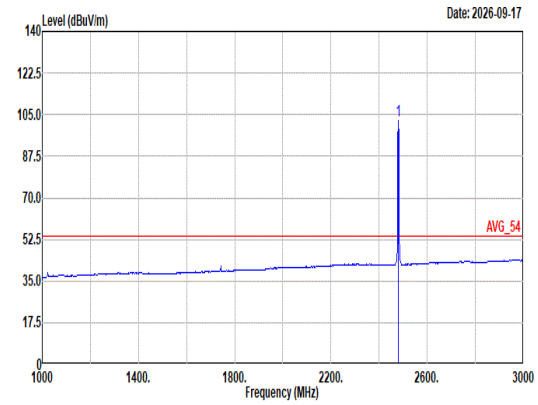 Site : 03CH13-HY Condition: AVG_54 3m DRH18-E_DU2F13A18ES VERTICAL : RBW:1000.000kHz VBW:0.330kHz SWT:Auto Freq Level Limit Line Margin Read Level Ant Factor Cable Loss Preamp Factor Aux Factor APos TPos Remark MHz dBuV/m dBuV/m dB dBuV dB/m dB dB dB cm deg 1 2480.00 102.75 ------ ------ 96.16 26.80 6.81 36.95 9.93 263 233 Average

Mode	19	
	Harmonic	
	2400-2483.5_Bluetooth-LE_GSFK _CH39_2480MHz	
ANT	2	
Pol.	Horizontal	Vertical
Peak Avg	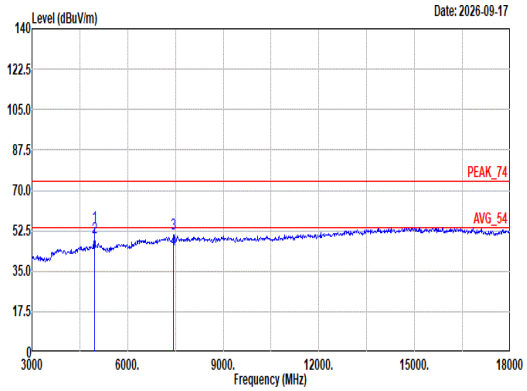 Site : 03CH13-HY Condition: PEAK_74 3m DRH18-E_DU2F13A18ES HORIZONTAL Freq Level Limit Line Margin Read Level Ant Factor Cable Loss Preamp Factor Aux Factor APos TPos Remark MHz dBuV/m dBuV/m dB dBuV dB/m dB dB dB cm deg 1 4960.00 54.64 74.00 -19.36 44.79 32.82 9.94 33.54 0.63 141 182 Peak 2 4960.00 49.63 54.00 -4.37 39.78 32.82 9.94 33.54 0.63 141 182 Average 3 7440.00 51.36 74.00 -22.64 37.93 37.12 11.79 36.13 0.65 206 102 Peak 4 7440.00 44.60 54.00 -9.40 31.17 37.12 11.79 36.13 0.65 206 102 Average	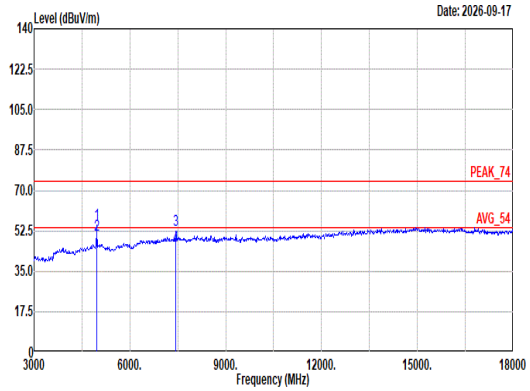 Site : 03CH13-HY Condition: PEAK_74 3m DRH18-E_DU2F13A18ES VERTICAL Freq Level Limit Line Margin Read Level Ant Factor Cable Loss Preamp Factor Aux Factor APos TPos Remark MHz dBuV/m dBuV/m dB dBuV dB/m dB dB dB cm deg 1 4960.00 55.51 74.00 -18.49 45.66 32.82 9.94 33.54 0.63 100 122 Peak 2 4960.00 50.88 54.00 -3.12 41.03 32.82 9.94 33.54 0.63 100 122 Average 3 7440.00 52.99 74.00 -21.01 39.56 37.12 11.79 36.13 0.65 211 92 Peak 4 7440.00 45.77 54.00 -8.23 32.34 37.12 11.79 36.13 0.65 211 92 Average

Mode	19	
	Harmonic	
	2400-2483.5_Bluetooth-LE_GSFK _CH39_2480MHz	
ANT	2	
Pol.	Horizontal	Vertical
14.47G ~14.5G Avg	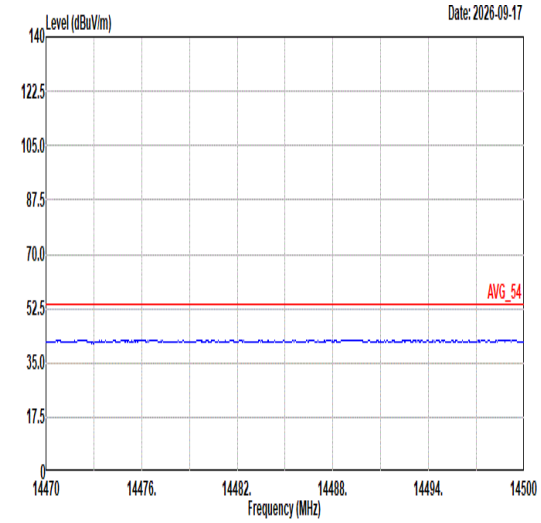 Site : 03CH13-HY Condition: AVG_54 3m DRH18-E_DU2F13A18ES HORIZONTAL	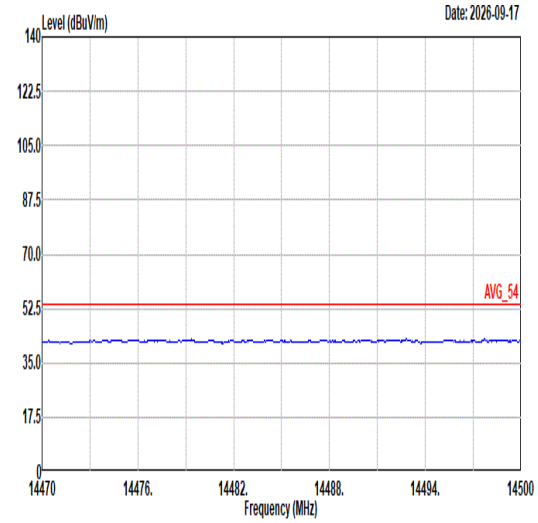 Site : 03CH13-HY Condition: AVG_54 3m DRH18-E_DU2F13A18ES VERTICAL
17.7G ~18G Avg	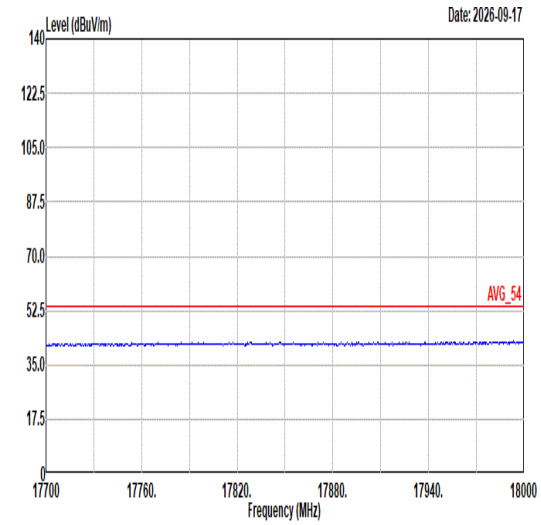 Site : 03CH13-HY Condition: AVG_54 3m DRH18-E_DU2F13A18ES HORIZONTAL	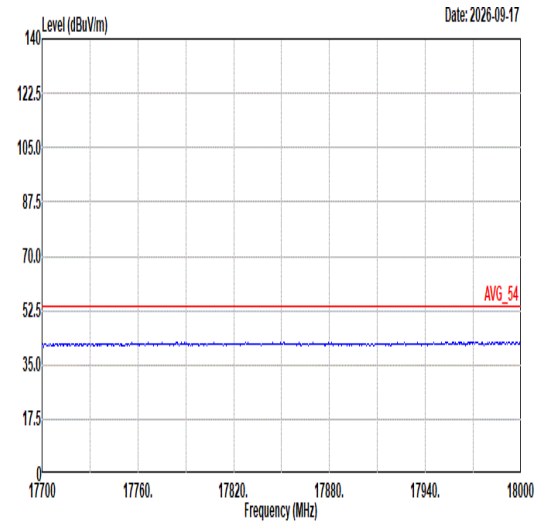 Site : 03CH13-HY Condition: AVG_54 3m DRH18-E_DU2F13A18ES VERTICAL

C7-1.Radiated Spurious Emission Test Modes

Mode	Band (MHz)	Antenna	Modulation	Channel	Frequency	Data Rate	RU	Remark
Mode 4	2400-2483.5	1	Bluetooth-LE_GSFK	00	2402	500k	-	-
Mode 5	2400-2483.5	1	Bluetooth-LE_GSFK	19	2440	500k	-	-
Mode 6	2400-2483.5	1	Bluetooth-LE_GSFK	39	2480	500k	-	-
Mode 13	2400-2483.5	1	Bluetooth-LE_GSFK	19	2440	500k	-	LF
Mode 14	2400-2483.5	1	Bluetooth-LE_GSFK	19	2440	500k	-	SHF

C7-2.Summary of each worse mode

Mode	Modulation	Ch.	Freq. (MHz)	Level (dBuV/m)	Limit (dBuV/m)	Margin (dB)	Pol.	Peak Avg.	Result	RU	Remark
4	Bluetooth-LE_GSFK	00	2339.76	40.87	54.00	-13.13	V	Avg.	Pass	-	Band Edge
	Bluetooth-LE_GSFK	00	4804.00	45.63	74.00	-28.37	V	Peak	Pass	-	Harmonic
5	Bluetooth-LE_GSFK	19	2486.44	41.32	54.00	-12.68	V	Avg.	Pass	-	Band Edge
	Bluetooth-LE_GSFK	19	7320.00	47.73	54.00	-6.27	V	Avg.	Pass	-	Harmonic
6	Bluetooth-LE_GSFK	39	2483.52	44.84	54.00	-9.16	V	Avg.	Pass	-	Band Edge
	Bluetooth-LE_GSFK	39	7440.00	47.31	54.00	-6.69	V	Avg.	Pass	-	Harmonic
13	LF	19	244.37	39.44	46.00	-6.56	H	Peak	Pass	-	LF
14	SHF	19	23845.00	45.59	74.00	-28.41	H	Peak	Pass	-	SHF

Mode	4	
	Band Edge	
	2400-2483.5_Bluetooth-LE_GSFK _CH00_2402MHz	
ANT	1	
Pol.	Horizontal	Fundamental
Peak	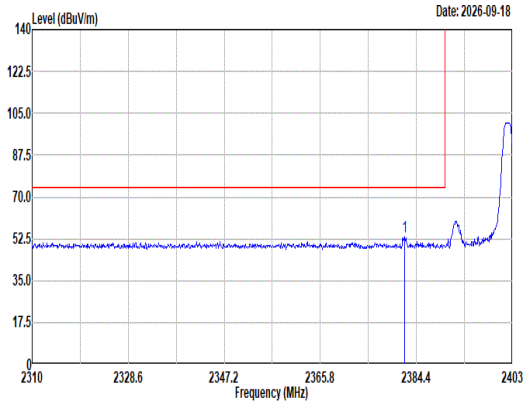 Site : 03CH13-HY Condition: PEAK_BE_74 3m DRH18-E_DU2F13A18ES HORIZONTAL : RBW:1000.000kHz VBW:3000.000kHz SWT:Auto Freq Level Limit Line Margin Read Level Ant Factor Cable Loss Preamp Factor Aux Factor APos TPos Remark MHz dBuV/m dBuV/m dB dBuV dB/m dB dB dB cm deg 1 2382.08 53.30 74.00 -20.70 46.85 26.78 6.68 36.94 9.93 100 225 Peak	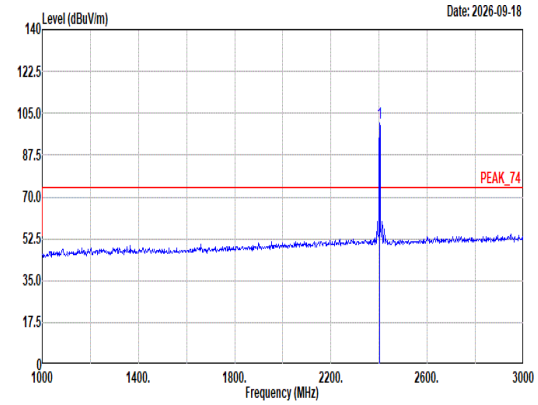 Site : 03CH13-HY Condition: PEAK_74 3m DRH18-E_DU2F13A18ES HORIZONTAL : RBW:1000.000kHz VBW:3000.000kHz SWT:Auto Freq Level Limit Line Margin Read Level Ant Factor Cable Loss Preamp Factor Aux Factor APos TPos Remark MHz dBuV/m dBuV/m dB dBuV dB/m dB dB dB cm deg 1 2402.00 101.11 ------ ------ 94.61 26.80 6.71 36.94 9.93 100 225 Peak
Avg	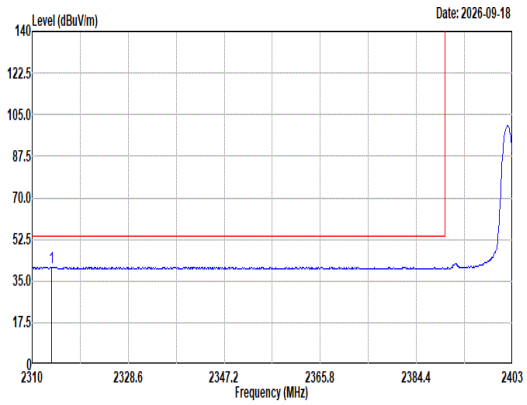 Site : 03CH13-HY Condition: AVG_BE_54 3m DRH18-E_DU2F13A18ES HORIZONTAL : RBW:1000.000kHz VBW:1.000kHz SWT:Auto Freq Level Limit Line Margin Read Level Ant Factor Cable Loss Preamp Factor Aux Factor APos TPos Remark MHz dBuV/m dBuV/m dB dBuV dB/m dB dB dB cm deg 1 2313.72 40.82 54.00 -13.18 34.18 27.06 6.58 36.93 9.93 100 225 Average	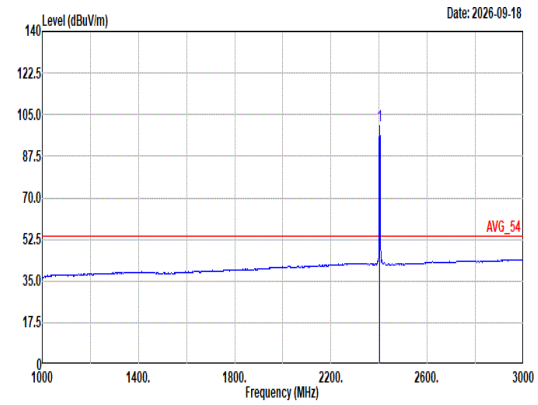 Site : 03CH13-HY Condition: AVG_54 3m DRH18-E_DU2F13A18ES HORIZONTAL : RBW:1000.000kHz VBW:1.000kHz SWT:Auto Freq Level Limit Line Margin Read Level Ant Factor Cable Loss Preamp Factor Aux Factor APos TPos Remark MHz dBuV/m dBuV/m dB dBuV dB/m dB dB dB cm deg 1 2402.00 100.56 ------ ------ 94.06 26.80 6.71 36.94 9.93 100 225 Average

Mode	4	
	Band Edge	
	2400-2483.5_Bluetooth-LE_GSFK _CH00_2402MHz	
ANT	1	
Pol.	Vertical	Fundamental
Peak	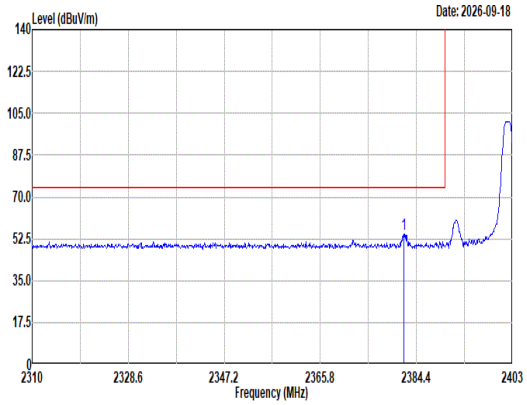 Site : 03CH13-HY Condition: PEAK_BE_74 3m DRH18-E_DU2F13A18ES VERTICAL : RBW:1000.000kHz VBW:3000.000kHz SWT:Auto Freq Level Limit Line Margin Read Level Ant Factor Cable Loss Preamp Factor Aux Factor APos TPos Remark MHz dBuV/m dBuV/m dB dBuV dB/m dB dB dB cm deg 1 2381.98 54.52 74.00 -19.48 48.07 26.78 6.68 36.94 9.93 360 306 Peak	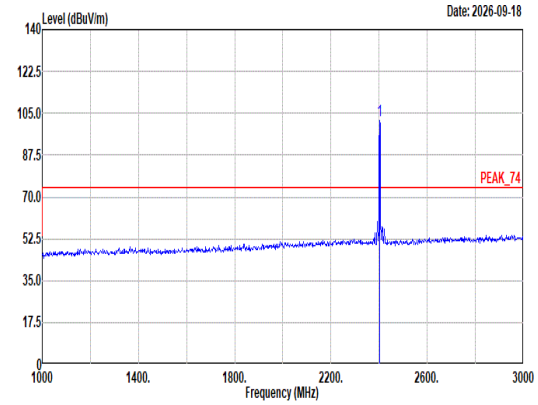 Site : 03CH13-HY Condition: PEAK_74 3m DRH18-E_DU2F13A18ES VERTICAL : RBW:1000.000kHz VBW:3000.000kHz SWT:Auto Freq Level Limit Line Margin Read Level Ant Factor Cable Loss Preamp Factor Aux Factor APos TPos Remark MHz dBuV/m dBuV/m dB dBuV dB/m dB dB dB cm deg 1 2402.00 101.94 ------ ------ 95.44 26.80 6.71 36.94 9.93 360 306 Peak
Avg	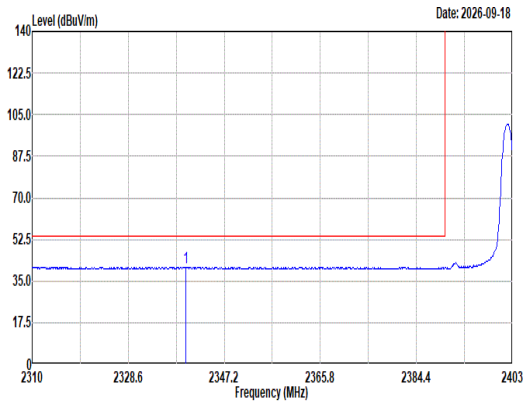 Site : 03CH13-HY Condition: AVG_BE_54 3m DRH18-E_DU2F13A18ES VERTICAL : RBW:1000.000kHz VBW:1.000kHz SWT:Auto Freq Level Limit Line Margin Read Level Ant Factor Cable Loss Preamp Factor Aux Factor APos TPos Remark MHz dBuV/m dBuV/m dB dBuV dB/m dB dB dB cm deg 1 2339.76 40.87 54.00 -13.13 34.25 27.00 6.62 36.93 9.93 360 306 Average	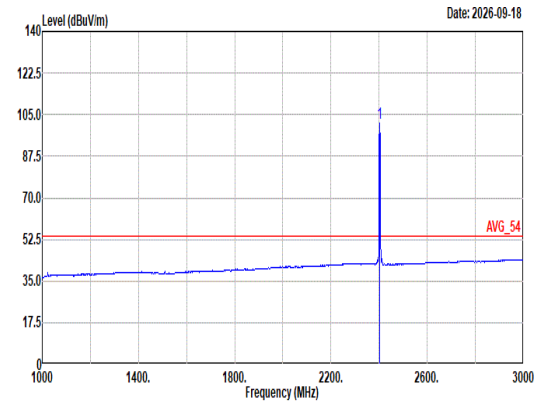 Site : 03CH13-HY Condition: AVG_54 3m DRH18-E_DU2F13A18ES VERTICAL : RBW:1000.000kHz VBW:1.000kHz SWT:Auto Freq Level Limit Line Margin Read Level Ant Factor Cable Loss Preamp Factor Aux Factor APos TPos Remark MHz dBuV/m dBuV/m dB dBuV dB/m dB dB dB cm deg 1 2402.00 101.42 ------ ------ 94.92 26.80 6.71 36.94 9.93 360 306 Average

Mode	4	
	Harmonic	
	2400-2483.5_Bluetooth-LE_GSFK _CH00_2402MHz	
ANT	1	
Pol.	Horizontal	Vertical
Peak Avg	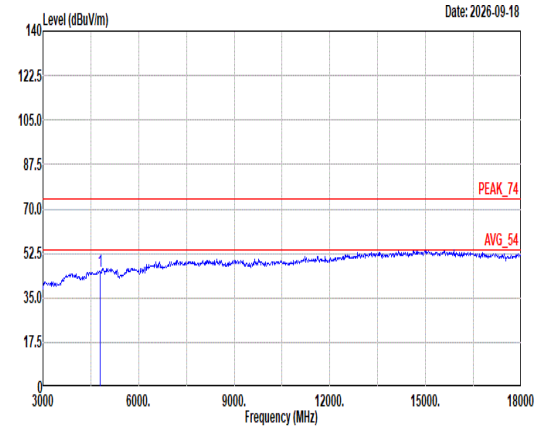 Site : 03CH13-HY Condition: PEAK_74 3m DRH18-E_DU2F13A18ES HORIZONTAL Freq Level Limit Line Margin Read Level Ant Factor Cable Loss Preamp Factor Aux Factor APos TPos Remark MHz dBuV/m dBuV/m dB dBuV dB/m dB dB dB cm deg 1 4804.00 45.29 74.00 -28.71 35.78 32.50 10.19 33.63 0.45 -- -- Peak	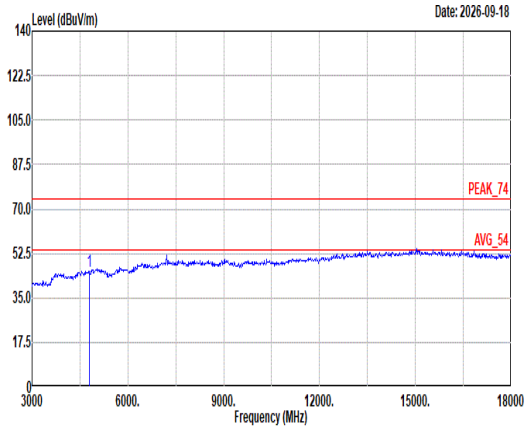 Site : 03CH13-HY Condition: PEAK_74 3m DRH18-E_DU2F13A18ES VERTICAL Freq Level Limit Line Margin Read Level Ant Factor Cable Loss Preamp Factor Aux Factor APos TPos Remark MHz dBuV/m dBuV/m dB dBuV dB/m dB dB dB cm deg 1 4804.00 45.63 74.00 -28.37 36.12 32.50 10.19 33.63 0.45 -- -- Peak

Mode	4	
	Harmonic	
	2400-2483.5_Bluetooth-LE_GSFK _CH00_2402MHz	
ANT	1	
Pol.	Horizontal	Vertical
14.47G ~14.5G Avg	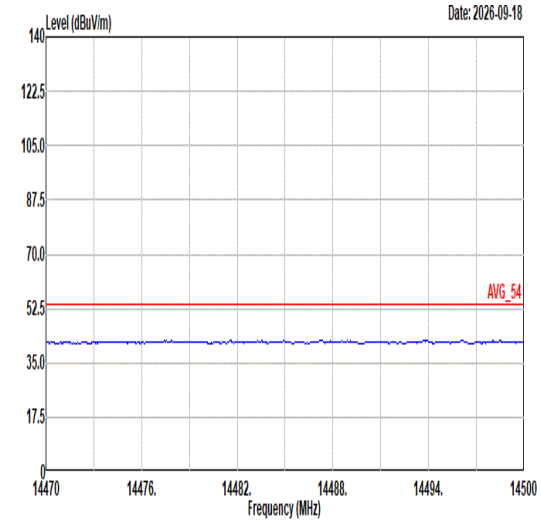 Site : 03CH13-HY Condition: AVG_54 3m DRH18-E_DU2F13A18ES HORIZONTAL	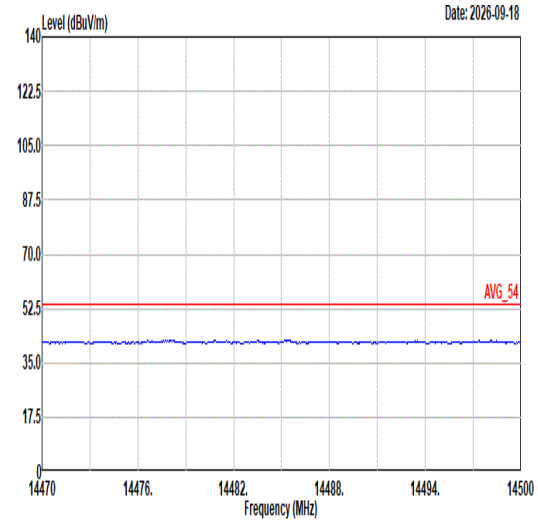 Site : 03CH13-HY Condition: AVG_54 3m DRH18-E_DU2F13A18ES VERTICAL
17.7G ~18G Avg	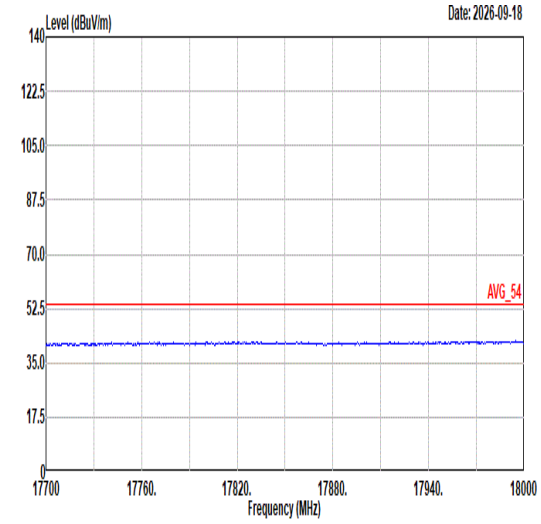 Site : 03CH13-HY Condition: AVG_54 3m DRH18-E_DU2F13A18ES HORIZONTAL	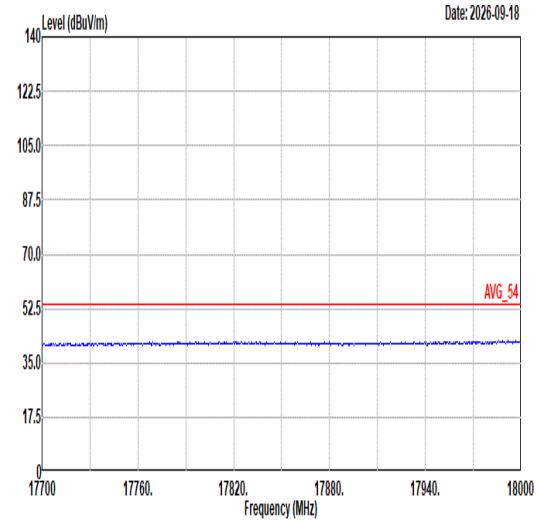 Site : 03CH13-HY Condition: AVG_54 3m DRH18-E_DU2F13A18ES VERTICAL

Mode	5	
	Band Edge - L	
	2400-2483.5_Bluetooth-LE_GSFK _CH19_2440MHz	
ANT	1	
Pol.	Horizontal	Fundamental
Peak	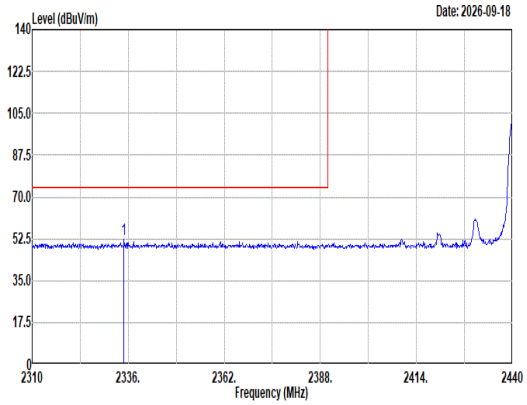 Site : 03CH13-HY Condition: PEAK_BE_74 3m DRH18-E_DU2F13A18ES HORIZONTAL : RBW:1000.000kHz VBW:3000.000kHz SWT:Auto Freq Level Limit Line Margin Read Level Ant Factor Cable Loss Preamp Factor Aux Factor APos TPos Remark MHz dBuV/m dBuV/m dB dBuV dB/m dB dB dB cm deg 1 2334.83 52.05 74.00 -21.95 45.44 27.00 6.61 36.93 9.93 100 224 Peak	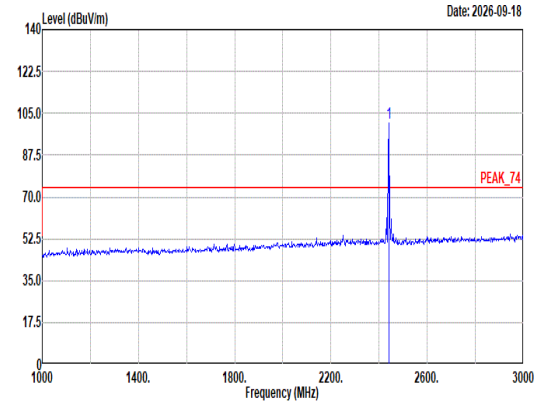 Site : 03CH13-HY Condition: PEAK_74 3m DRH18-E_DU2F13A18ES HORIZONTAL : RBW:1000.000kHz VBW:3000.000kHz SWT:Auto Freq Level Limit Line Margin Read Level Ant Factor Cable Loss Preamp Factor Aux Factor APos TPos Remark MHz dBuV/m dBuV/m dB dBuV dB/m dB dB dB cm deg 1 2440.00 101.10 ------ ------ 94.55 26.80 6.76 36.94 9.93 100 224 Peak
Avg	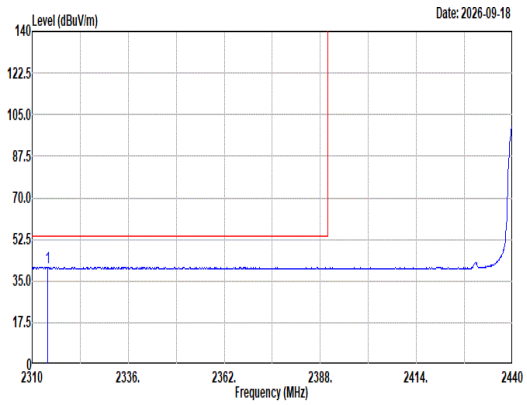 Site : 03CH13-HY Condition: AVG_BE_54 3m DRH18-E_DU2F13A18ES HORIZONTAL : RBW:1000.000kHz VBW:1.000kHz SWT:Auto Freq Level Limit Line Margin Read Level Ant Factor Cable Loss Preamp Factor Aux Factor APos TPos Remark MHz dBuV/m dBuV/m dB dBuV dB/m dB dB dB cm deg 1 2314.29 40.82 54.00 -13.18 34.18 27.06 6.58 36.93 9.93 100 224 Average	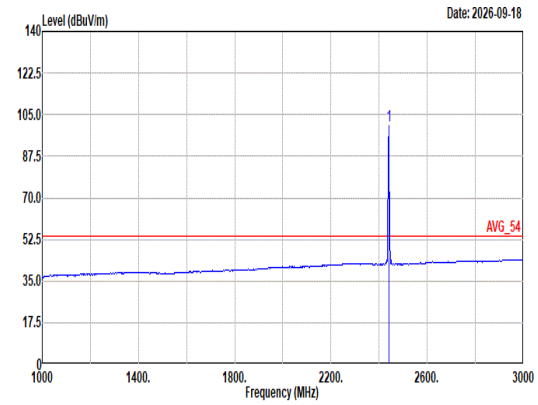 Site : 03CH13-HY Condition: AVG_54 3m DRH18-E_DU2F13A18ES HORIZONTAL : RBW:1000.000kHz VBW:1.000kHz SWT:Auto Freq Level Limit Line Margin Read Level Ant Factor Cable Loss Preamp Factor Aux Factor APos TPos Remark MHz dBuV/m dBuV/m dB dBuV dB/m dB dB dB cm deg 1 2440.00 100.60 ------ ------ 94.05 26.80 6.76 36.94 9.93 100 224 Average

Mode	5	
	Band Edge - R	
	2400-2483.5_Bluetooth-LE_GSFK _CH19_2440MHz	
ANT	1	
Pol.	Horizontal	Fundamental
Peak	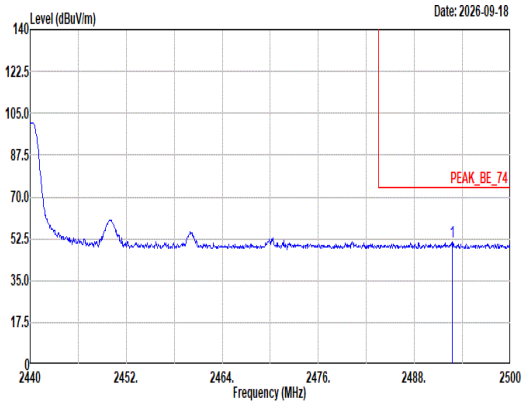 Site : 03CH13-HY Condition: PEAK_BE_74 3m DRH18-E_DU2F13A18ES HORIZONTAL : RBW:1000.000kHz VBW:3000.000kHz SWT:Auto Freq Level Limit Line Margin Read Level Ant Factor Cable Loss Preamp Factor Aux Factor APos TPos Remark MHz dBuV/m dBuV/m dB dBuV dB/m dB dB dB cm deg 1 2492.74 51.32 74.00 -22.68 44.71 26.80 6.83 36.95 9.93 100 224 Peak	Blank
Avg	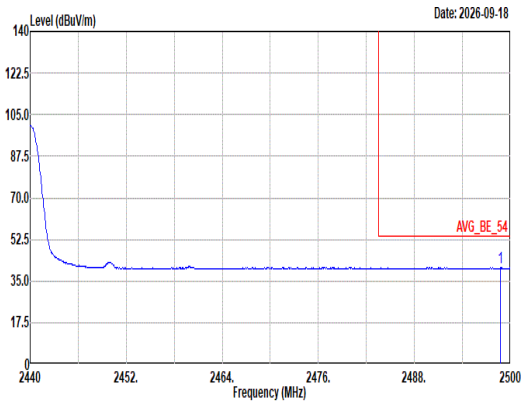 Site : 03CH13-HY Condition: AVG_BE_54 3m DRH18-E_DU2F13A18ES HORIZONTAL : RBW:1000.000kHz VBW:1.000kHz SWT:Auto Freq Level Limit Line Margin Read Level Ant Factor Cable Loss Preamp Factor Aux Factor APos TPos Remark MHz dBuV/m dBuV/m dB dBuV dB/m dB dB dB cm deg 1 2498.74 40.62 54.00 -13.38 34.01 26.80 6.83 36.95 9.93 100 224 Average	Blank

Mode	5	
	Band Edge - L	
	2400-2483.5_Bluetooth-LE_GSFK _CH19_2440MHz	
ANT	1	
Pol.	Vertical	Fundamental
Peak	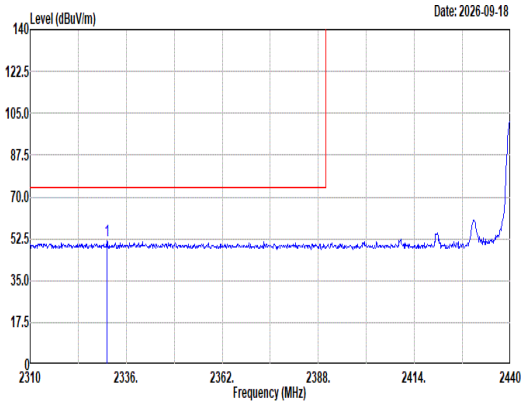 Site : 03CH13-HY Condition: PEAK_BE_74 3m DRH18-E_DU2F13A18ES VERTICAL : RBW:1000.000kHz VBW:3000.000kHz SWT:Auto Freq Level Limit Line Margin Read Level Ant Factor Cable Loss Preamp Factor Aux Factor APos TPos Remark MHz dBuV/m dBuV/m dB dBuV dB/m dB dB dB cm deg 1 2330.80 51.51 74.00 -22.49 44.90 27.00 6.61 36.93 9.93 307 310 Peak	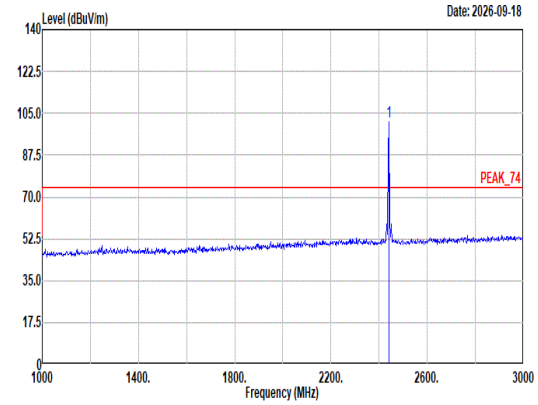 Site : 03CH13-HY Condition: PEAK_74 3m DRH18-E_DU2F13A18ES VERTICAL : RBW:1000.000kHz VBW:3000.000kHz SWT:Auto Freq Level Limit Line Margin Read Level Ant Factor Cable Loss Preamp Factor Aux Factor APos TPos Remark MHz dBuV/m dBuV/m dB dBuV dB/m dB dB dB cm deg 1 2440.00 101.50 ------ ------ 94.95 26.80 6.76 36.94 9.93 307 310 Peak
Avg	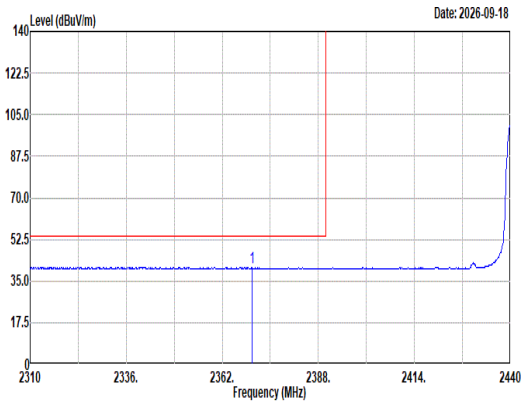 Site : 03CH13-HY Condition: AVG_BE_54 3m DRH18-E_DU2F13A18ES VERTICAL : RBW:1000.000kHz VBW:1.000kHz SWT:Auto Freq Level Limit Line Margin Read Level Ant Factor Cable Loss Preamp Factor Aux Factor APos TPos Remark MHz dBuV/m dBuV/m dB dBuV dB/m dB dB dB cm deg 1 2370.06 40.66 54.00 -13.34 34.10 26.90 6.67 36.94 9.93 307 310 Average	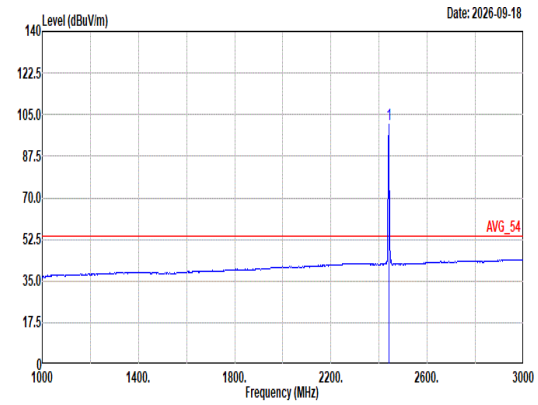 Site : 03CH13-HY Condition: AVG_54 3m DRH18-E_DU2F13A18ES VERTICAL : RBW:1000.000kHz VBW:1.000kHz SWT:Auto Freq Level Limit Line Margin Read Level Ant Factor Cable Loss Preamp Factor Aux Factor APos TPos Remark MHz dBuV/m dBuV/m dB dBuV dB/m dB dB dB cm deg 1 2440.00 100.99 ------ ------ 94.44 26.80 6.76 36.94 9.93 307 310 Average

Mode	5	
	Band Edge - R	
	2400-2483.5_Bluetooth-LE_GSFK _CH19_2440MHz	
ANT	1	
Pol.	Vertical	Fundamental
Peak	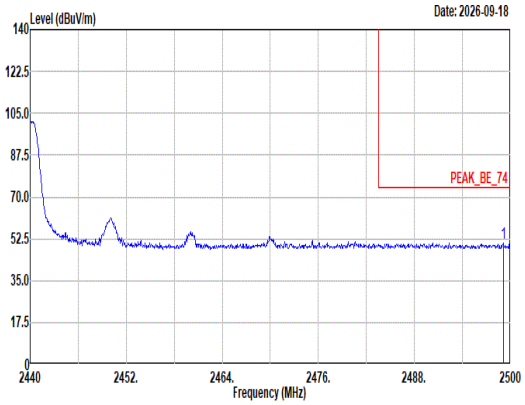 Site : 03CH13-HY Condition: PEAK_BE_74 3m DRH18-E_DU2F13A18ES VERTICAL : RBW:1000.000kHz VBW:3000.000kHz SWT:Auto Limit Read Ant Cable Preamp Aux APos TPos Freq Level Line Margin Level Factor Loss Factor Factor Remark MHz dBuV/m dBuV/m dB dBuV dB/m dB dB dB cm deg 1 2499.10 50.69 74.00 -23.31 44.08 26.80 6.83 36.95 9.93 307 310 Peak	Blank
Avg	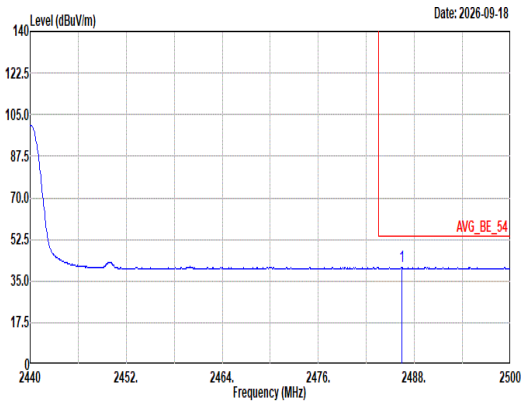 Site : 03CH13-HY Condition: AVG_BE_54 3m DRH18-E_DU2F13A18ES VERTICAL : RBW:1000.000kHz VBW:1.000kHz SWT:Auto Limit Read Ant Cable Preamp Aux APos TPos Freq Level Line Margin Level Factor Loss Factor Factor Remark MHz dBuV/m dBuV/m dB dBuV dB/m dB dB dB cm deg 1 2486.44 41.32 54.00 -12.68 34.72 26.80 6.82 36.95 9.93 307 310 Average	Blank

Mode	5	
	Harmonic	
	2400-2483.5_Bluetooth-LE_GSFK _CH19_2440MHz	
ANT	1	
Pol.	Horizontal	Vertical
Peak Avg	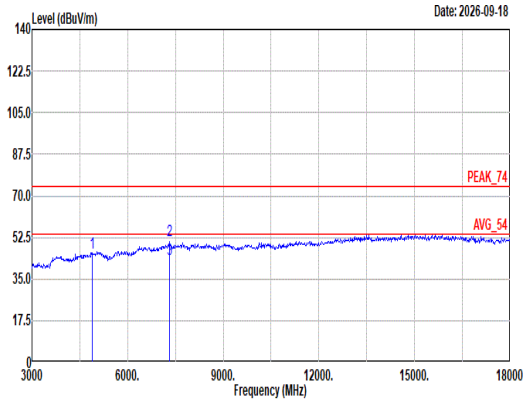 Site : 03CH13-HY Condition: PEAK_74 3m DRH18-E_DU2F13A18ES HORIZONTAL Freq Level Limit Line Margin Read Level Ant Factor Cable Loss Preamp Factor Aux Factor APos TPos Remark MHz dBuV/m dBuV/m dB dBuV dB/m dB dB dB cm deg 1 4880.00 46.20 74.00 -27.80 36.62 32.56 10.07 33.59 0.54 -- -- Peak 2 7320.00 51.09 74.00 -22.91 37.75 37.08 11.72 36.04 0.58 212 322 Peak 3 7320.00 43.34 54.00 -10.66 30.00 37.08 11.72 36.04 0.58 212 322 Average	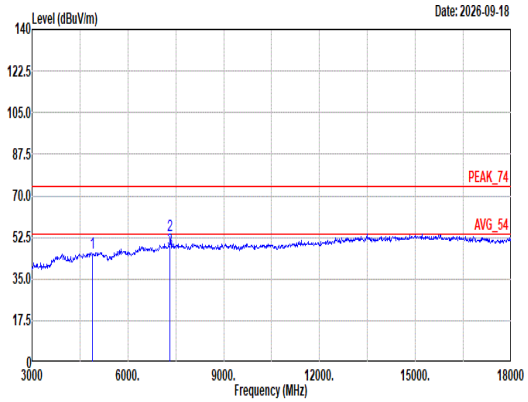 Site : 03CH13-HY Condition: PEAK_74 3m DRH18-E_DU2F13A18ES VERTICAL Freq Level Limit Line Margin Read Level Ant Factor Cable Loss Preamp Factor Aux Factor APos TPos Remark MHz dBuV/m dBuV/m dB dBuV dB/m dB dB dB cm deg 1 4880.00 45.72 74.00 -28.28 36.14 32.56 10.07 33.59 0.54 -- -- Peak 2 7320.00 53.51 74.00 -20.49 40.17 37.08 11.72 36.04 0.58 216 164 Peak 3 7320.00 47.73 54.00 -6.27 34.39 37.08 11.72 36.04 0.58 216 164 Average

Mode	5	
	Harmonic	
	2400-2483.5_Bluetooth-LE_GSFK _CH19_2440MHz	
ANT	1	
Pol.	Horizontal	Vertical
14.47G ~14.5G Avg	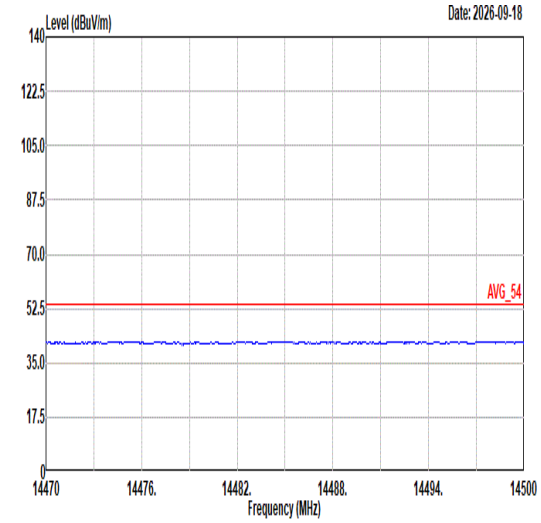 Site : 03CH13-HY Condition: AVG_54 3m DRH18-E_DU2F13A18ES HORIZONTAL	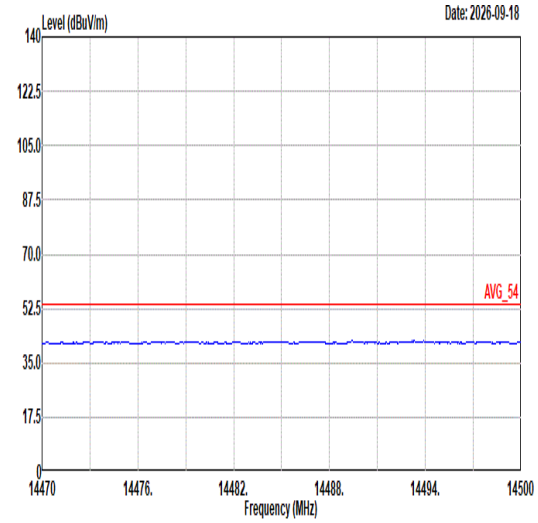 Site : 03CH13-HY Condition: AVG_54 3m DRH18-E_DU2F13A18ES VERTICAL
17.7G ~18G Avg	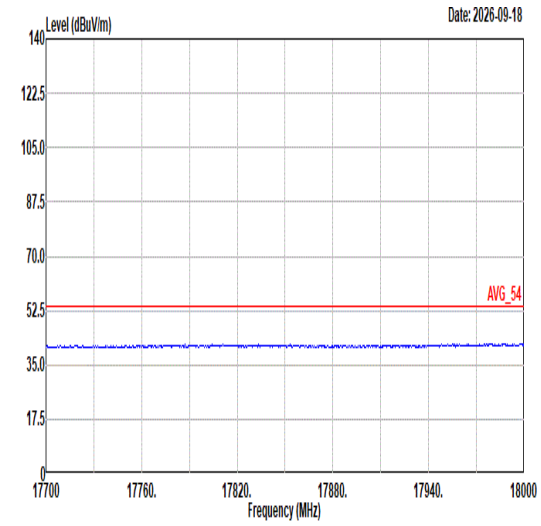 Site : 03CH13-HY Condition: AVG_54 3m DRH18-E_DU2F13A18ES HORIZONTAL	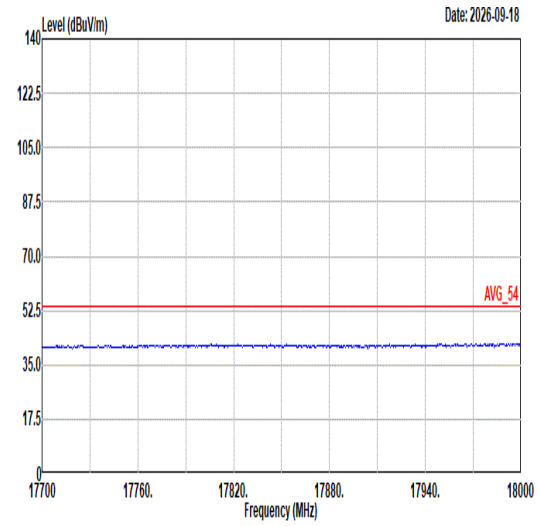 Site : 03CH13-HY Condition: AVG_54 3m DRH18-E_DU2F13A18ES VERTICAL

Mode	6	
	Band Edge	
	2400-2483.5_Bluetooth-LE_GSFK _CH39_2480MHz	
ANT	1	
Pol.	Horizontal	Fundamental
Peak	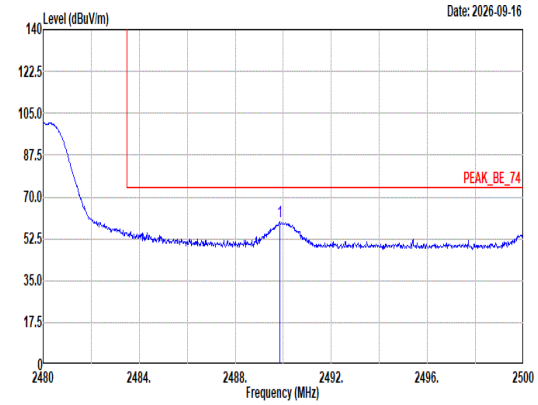 Site : 03CH13-HY Condition: PEAK_BE_74 3m DRH18-E_DU2F13A18ES HORIZONTAL : RBW:1000.000kHz VBW:3000.000kHz SWT:Auto Freq Level Limit Line Margin Read Level Ant Factor Cable Loss Preamp Factor Aux Factor APos TPos Remark MHz dBuV/m dBuV/m dB dBuV dB/m dB dB dB cm deg 1 2489.84 59.48 74.00 -14.52 52.88 26.80 6.82 36.95 9.93 311 112 Peak	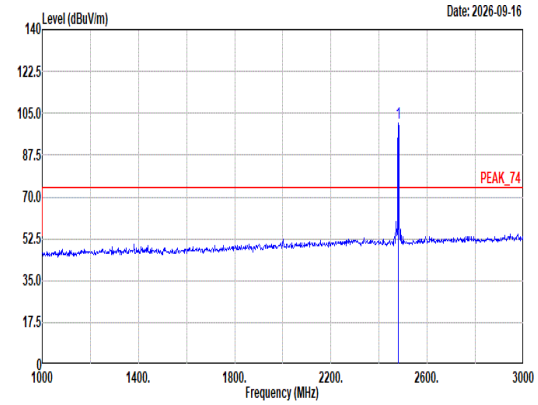 Site : 03CH13-HY Condition: PEAK_74 3m DRH18-E_DU2F13A18ES HORIZONTAL : RBW:1000.000kHz VBW:3000.000kHz SWT:Auto Freq Level Limit Line Margin Read Level Ant Factor Cable Loss Preamp Factor Aux Factor APos TPos Remark MHz dBuV/m dBuV/m dB dBuV dB/m dB dB dB cm deg 1 2480.00 100.97 ------ ------ 94.38 26.80 6.81 36.95 9.93 311 112 Peak
Avg	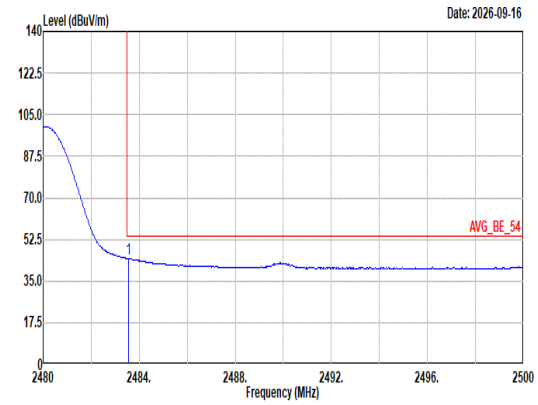 Site : 03CH13-HY Condition: AVG_BE_54 3m DRH18-E_DU2F13A18ES HORIZONTAL : RBW:1000.000kHz VBW:1.000kHz SWT:Auto Freq Level Limit Line Margin Read Level Ant Factor Cable Loss Preamp Factor Aux Factor APos TPos Remark MHz dBuV/m dBuV/m dB dBuV dB/m dB dB dB cm deg 1 2483.54 44.52 54.00 -9.48 37.93 26.80 6.81 36.95 9.93 311 112 Average	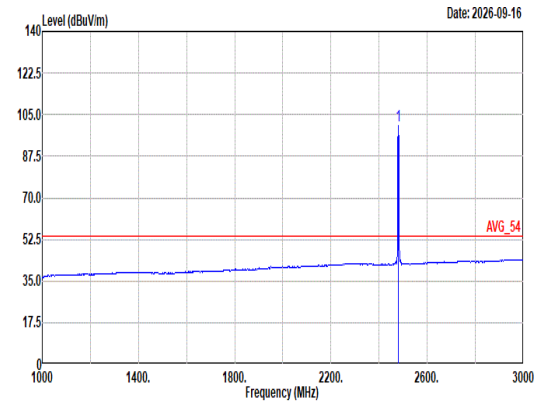 Site : 03CH13-HY Condition: AVG_54 3m DRH18-E_DU2F13A18ES HORIZONTAL : RBW:1000.000kHz VBW:1.000kHz SWT:Auto Freq Level Limit Line Margin Read Level Ant Factor Cable Loss Preamp Factor Aux Factor APos TPos Remark MHz dBuV/m dBuV/m dB dBuV dB/m dB dB dB cm deg 1 2480.00 100.45 ------ ------ 93.86 26.80 6.81 36.95 9.93 311 112 Average

Mode	6	
	Band Edge	
	2400-2483.5_Bluetooth-LE_GSFK _CH39_2480MHz	
ANT	1	
Pol.	Vertical	Fundamental
Peak	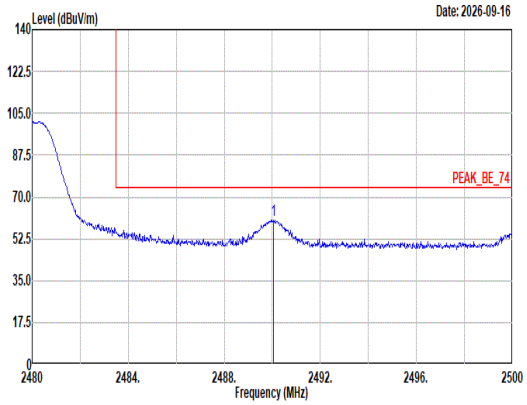 Site : 03CH13-HY Condition: PEAK_BE_74 3m DRH18-E_DU2F13A18ES VERTICAL : RBW:1000.000kHz VBW:3000.000kHz SWT:Auto Freq Level Limit Line Margin Read Level Ant Factor Cable Loss Preamp Factor Aux Factor APos TPos Remark MHz dBuV/m dBuV/m dB dBuV dB/m dB dB dB cm deg 1 2490.04 60.27 74.00 -13.73 53.67 26.80 6.82 36.95 9.93 301 320 Peak	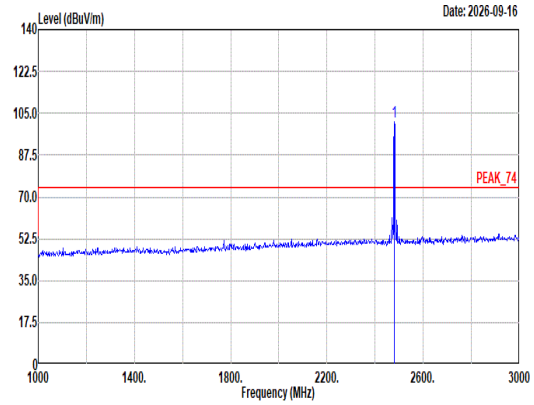 Site : 03CH13-HY Condition: PEAK_74 3m DRH18-E_DU2F13A18ES VERTICAL : RBW:1000.000kHz VBW:3000.000kHz SWT:Auto Freq Level Limit Line Margin Read Level Ant Factor Cable Loss Preamp Factor Aux Factor APos TPos Remark MHz dBuV/m dBuV/m dB dBuV dB/m dB dB dB cm deg 1 2480.00 101.46 ------ ------ 94.87 26.80 6.81 36.95 9.93 301 320 Peak
Avg	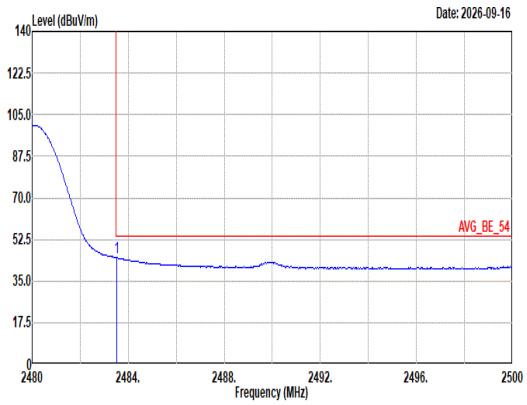 Site : 03CH13-HY Condition: AVG_BE_54 3m DRH18-E_DU2F13A18ES VERTICAL : RBW:1000.000kHz VBW:1.000kHz SWT:Auto Freq Level Limit Line Margin Read Level Ant Factor Cable Loss Preamp Factor Aux Factor APos TPos Remark MHz dBuV/m dBuV/m dB dBuV dB/m dB dB dB cm deg 1 2483.52 44.84 54.00 -9.16 38.25 26.80 6.81 36.95 9.93 301 320 Average	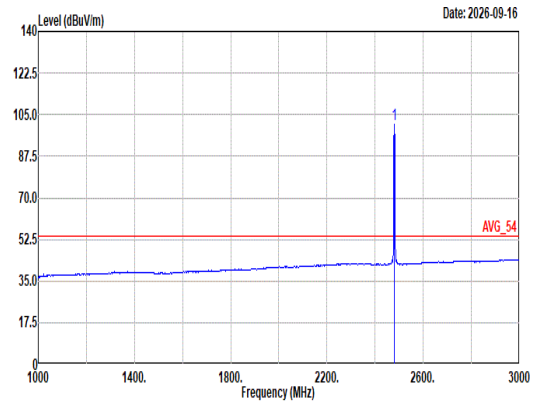 Site : 03CH13-HY Condition: AVG_54 3m DRH18-E_DU2F13A18ES VERTICAL : RBW:1000.000kHz VBW:1.000kHz SWT:Auto Freq Level Limit Line Margin Read Level Ant Factor Cable Loss Preamp Factor Aux Factor APos TPos Remark MHz dBuV/m dBuV/m dB dBuV dB/m dB dB dB cm deg 1 2480.00 100.83 ------ ------ 94.24 26.80 6.81 36.95 9.93 301 320 Average

Mode	6	
	Harmonic	
	2400-2483.5_Bluetooth-LE_GSFK _CH39_2480MHz	
ANT	1	
Pol.	Horizontal	Vertical
Peak Avg	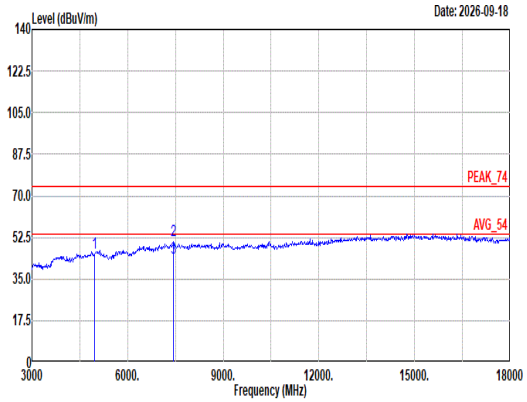 Site : 03CH13-HY Condition: PEAK_74 3m DRH18-E_DU2F13A18ES HORIZONTAL Freq Level Limit Line Margin Read Level Ant Factor Cable Loss Preamp Factor Aux Factor APos TPos Remark MHz dBuV/m dBuV/m dB dBuV dB/m dB dB dB cm deg 1 4960.00 45.72 74.00 -28.28 35.87 32.82 9.94 33.54 0.63 -- -- Peak 2 7440.00 51.50 74.00 -22.50 38.07 37.12 11.79 36.13 0.65 213 324 Peak 3 7440.00 43.82 54.00 -10.18 30.39 37.12 11.79 36.13 0.65 213 324 Average	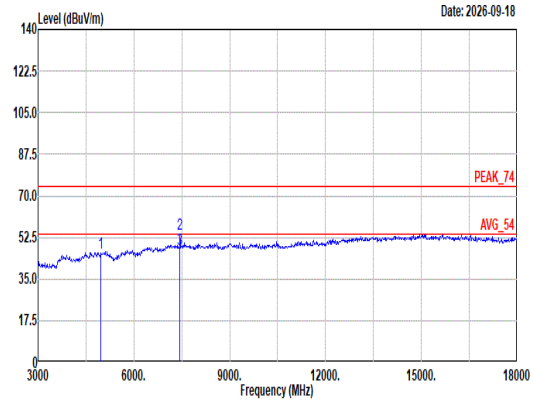 Site : 03CH13-HY Condition: PEAK_74 3m DRH18-E_DU2F13A18ES VERTICAL Freq Level Limit Line Margin Read Level Ant Factor Cable Loss Preamp Factor Aux Factor APos TPos Remark MHz dBuV/m dBuV/m dB dBuV dB/m dB dB dB cm deg 1 4960.00 45.90 74.00 -28.10 36.05 32.82 9.94 33.54 0.63 -- -- Peak 2 7440.00 54.10 74.00 -19.90 40.67 37.12 11.79 36.13 0.65 306 199 Peak 3 7440.00 47.31 54.00 -6.69 33.88 37.12 11.79 36.13 0.65 306 199 Average

Mode	6	
	Harmonic	
	2400-2483.5_Bluetooth-LE_GSFK _CH39_2480MHz	
ANT	1	
Pol.	Horizontal	Vertical
14.47G ~14.5G Avg	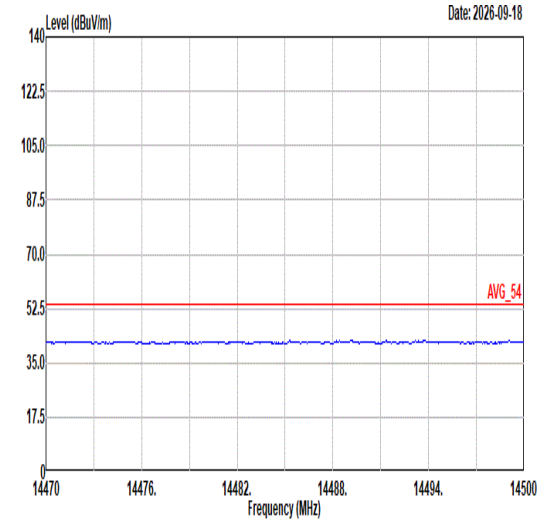 Site : 03CH13-HY Condition: AVG_54 3m DRH18-E_DU2F13A18ES HORIZONTAL	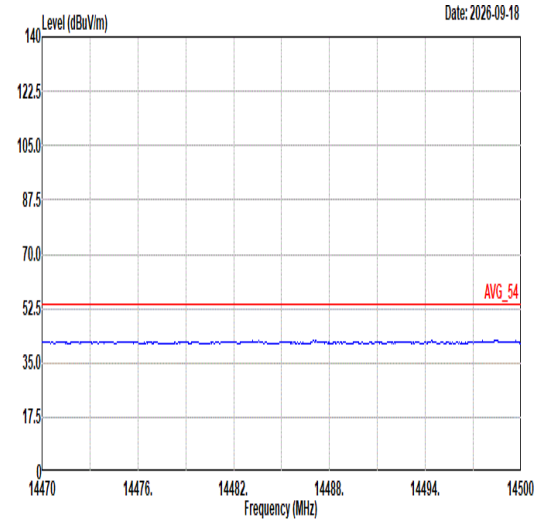 Site : 03CH13-HY Condition: AVG_54 3m DRH18-E_DU2F13A18ES VERTICAL
17.7G ~18G Avg	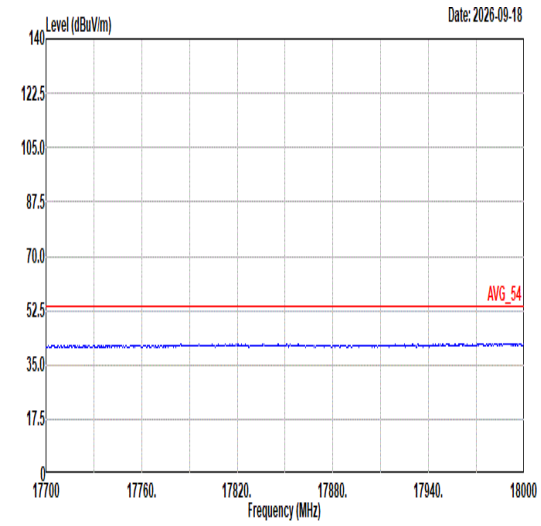 Site : 03CH13-HY Condition: AVG_54 3m DRH18-E_DU2F13A18ES HORIZONTAL	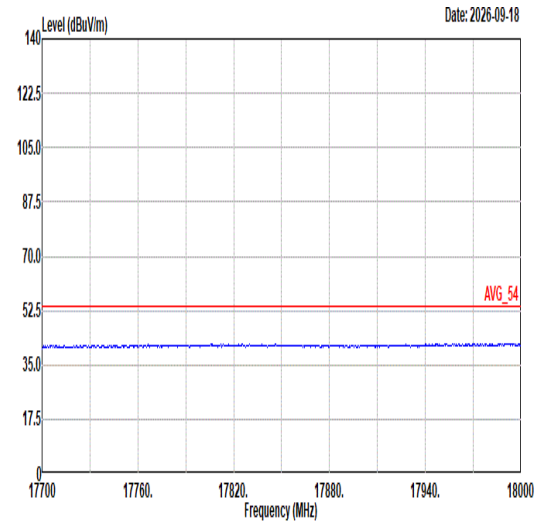 Site : 03CH13-HY Condition: AVG_54 3m DRH18-E_DU2F13A18ES VERTICAL

Mode	13	
	LF	
	2400-2483.5_Bluetooth-LE_GSFK _CH19_2440MHz	
ANT	1	
Pol.	Horizontal	Vertical
QP/ Peak	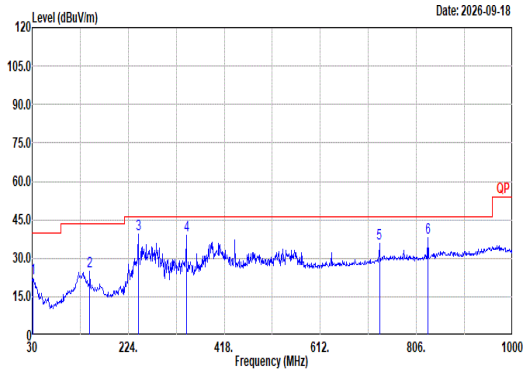 Site : 03CH13-HY Condition: QP 3m BILOG_40103 HORIZONTAL Freq Level Limit Line Margin Read Level Ant Factor Cable Loss Preamp Factor Aux Factor APos TPos Remark 1 30.97 22.26 40.00 -17.74 29.57 23.94 0.77 32.16 0.14 -- -- Peak 2 146.40 25.08 43.50 -18.42 37.97 17.25 1.72 32.08 0.22 -- -- Peak 3 244.37 39.44 46.00 -6.56 51.30 17.75 2.20 31.98 0.17 -- -- Peak 4 341.37 39.00 46.00 -7.00 48.11 20.13 2.57 31.98 0.17 -- -- Peak 5 731.31 36.00 46.00 -10.00 36.28 27.67 3.74 31.93 0.24 -- -- Peak 6 829.28 38.25 46.00 -7.75 37.40 28.27 3.96 31.65 0.27 -- -- Peak	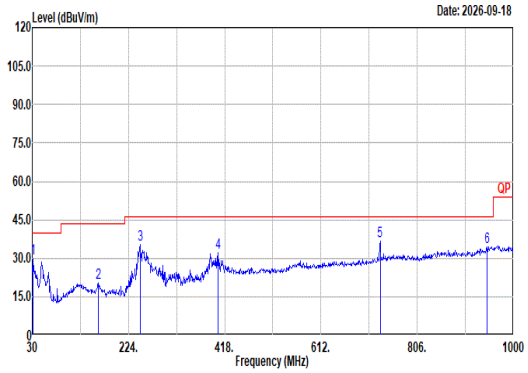 Site : 03CH13-HY Condition: QP 3m BILOG_40103 VERTICAL Freq Level Limit Line Margin Read Level Ant Factor Cable Loss Preamp Factor Aux Factor APos TPos Remark 1 31.94 29.70 40.00 -10.30 37.47 23.48 0.78 32.17 0.14 -- -- Peak 2 162.89 20.27 43.50 -23.23 34.07 16.30 1.78 32.06 0.18 -- -- Peak 3 247.28 35.29 46.00 -10.71 46.76 18.10 2.22 31.97 0.18 -- -- Peak 4 404.42 32.01 46.00 -13.99 39.01 21.93 2.79 31.90 0.18 -- -- Peak 5 731.31 36.64 46.00 -9.36 36.92 27.67 3.74 31.93 0.24 -- -- Peak 6 946.65 34.59 46.00 -11.41 30.47 30.55 4.18 30.91 0.30 -- -- Peak

Mode	14	
	SHF	
	2400-2483.5_Bluetooth-LE_GSFK _CH19_2440MHz	
ANT	1	
Pol.	Horizontal	Vertical
Peak	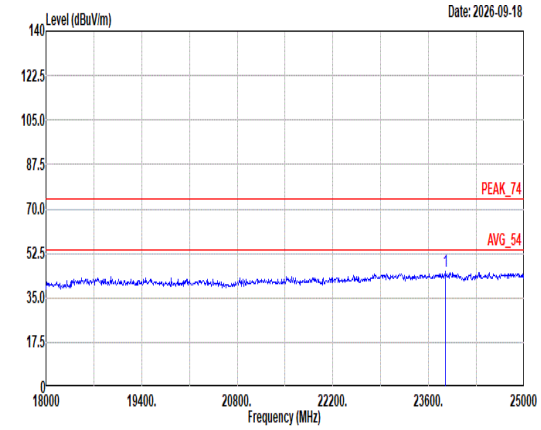 Site : 03CH13-HY Condition: PEAK_74 1m SHF_1225 HORIZONTAL Freq Level Limit Line Margin Read Level Ant Factor Cable Loss Preamp Factor Aux Factor APos TPos Remark MHz dBuV/m dBuV/m dB dBuV dB/m dB dB dB cm deg 1 23845.00 45.59 74.00 -28.41 43.11 39.11 6.38 53.99 -9.54 -- -- Peak	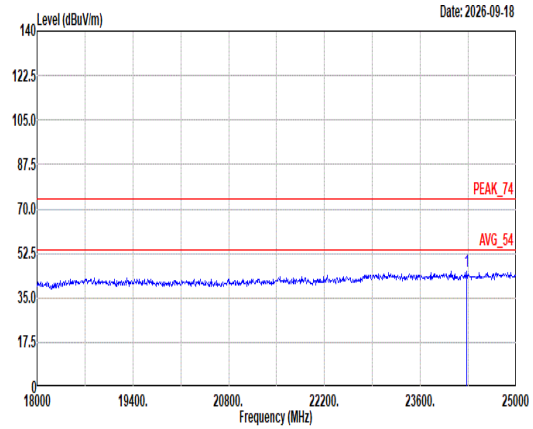 Site : 03CH13-HY Condition: PEAK_74 1m SHF_1225 VERTICAL Freq Level Limit Line Margin Read Level Ant Factor Cable Loss Preamp Factor Aux Factor APos TPos Remark MHz dBuV/m dBuV/m dB dBuV dB/m dB dB dB cm deg 1 24279.00 45.56 74.00 -28.44 42.42 39.33 6.41 53.68 -9.54 -- -- Peak

C8-1.Radiated Spurious Emission Test Modes

Mode	Band (MHz)	Antenna	Modulation	Channel	Frequency	Data Rate	RU	Remark
Mode 20	2400-2483.5	2	Bluetooth-LE_GSFK	00	2402	500k	-	-
Mode 21	2400-2483.5	2	Bluetooth-LE_GSFK	19	2440	500k	-	-
Mode 22	2400-2483.5	2	Bluetooth-LE_GSFK	39	2480	500k	-	-

C8-2.Summary of each worse mode

Mode	Modulation	Ch.	Freq. (MHz)	Level (dBuV/m)	Limit (dBuV/m)	Margin (dB)	Pol.	Peak Avg.	Result	RU	Remark
20	Bluetooth-LE_GSFK	00	2381.70	41.16	54.00	-12.84	V	Avg.	Pass	-	Band Edge
	Bluetooth-LE_GSFK	00	4804.00	46.41	54.00	-7.59	V	Avg.	Pass	-	Harmonic
21	Bluetooth-LE_GSFK	19	2314.03	41.05	54.00	-12.95	H	Avg.	Pass	-	Band Edge
	Bluetooth-LE_GSFK	19	4880.00	50.37	54.00	-3.63	H	Avg.	Pass	-	Harmonic
22	Bluetooth-LE_GSFK	39	2483.52	46.49	54.00	-7.51	V	Avg.	Pass	-	Band Edge
	Bluetooth-LE_GSFK	39	4960.00	50.82	54.00	-3.18	H	Avg.	Pass	-	Harmonic

Mode	20	
	Band Edge	
	2400-2483.5_Bluetooth-LE_GSFK _CH00_2402MHz	
ANT	2	
Pol.	Horizontal	Fundamental
Peak	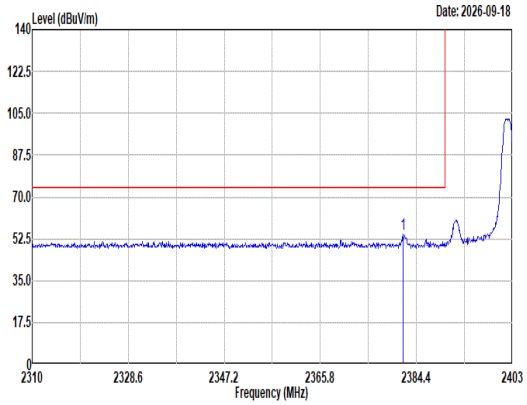 Site : 03CH13-HY Condition: PEAK_BE_74 3m DRH18-E_DU2F13A18ES HORIZONTAL : RBW:1000.000kHz VBW:3000.000kHz SWT:Auto Freq Level Limit Line Margin Read Level Ant Factor Cable Loss Preamp Factor Aux Factor APos TPos Remark MHz dBuV/m dBuV/m dB dBuV dB/m dB dB dB cm deg 1 2381.80 54.31 74.00 -19.69 47.86 26.78 6.68 36.94 9.93 282 110 Peak	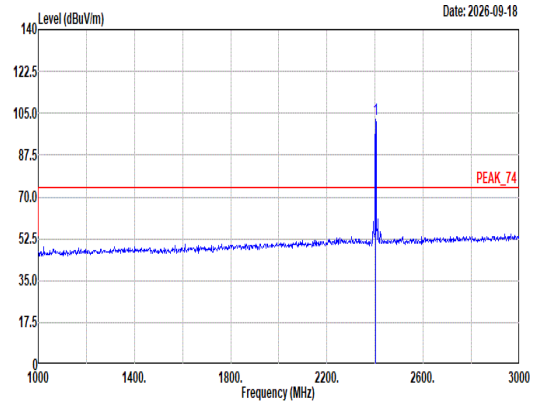 Site : 03CH13-HY Condition: PEAK_74 3m DRH18-E_DU2F13A18ES HORIZONTAL : RBW:1000.000kHz VBW:3000.000kHz SWT:Auto Freq Level Limit Line Margin Read Level Ant Factor Cable Loss Preamp Factor Aux Factor APos TPos Remark MHz dBuV/m dBuV/m dB dBuV dB/m dB dB dB cm deg 1 2402.00 102.60 ------ ------ 96.10 26.80 6.71 36.94 9.93 282 110 Peak
Avg	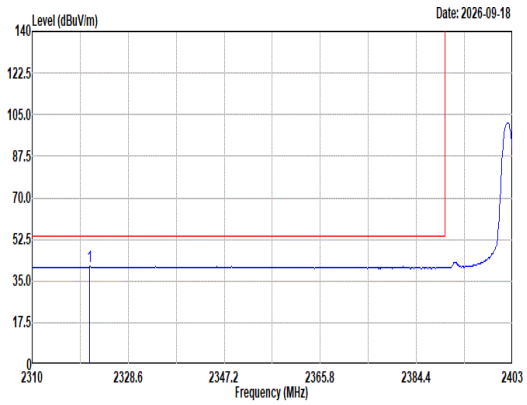 Site : 03CH13-HY Condition: AVG_BE_54 3m DRH18-E_DU2F13A18ES HORIZONTAL : RBW:1000.000kHz VBW:1.000kHz SWT:Auto Freq Level Limit Line Margin Read Level Ant Factor Cable Loss Preamp Factor Aux Factor APos TPos Remark MHz dBuV/m dBuV/m dB dBuV dB/m dB dB dB cm deg 1 2321.16 41.00 54.00 -13.00 34.41 27.00 6.59 36.93 9.93 282 110 Average	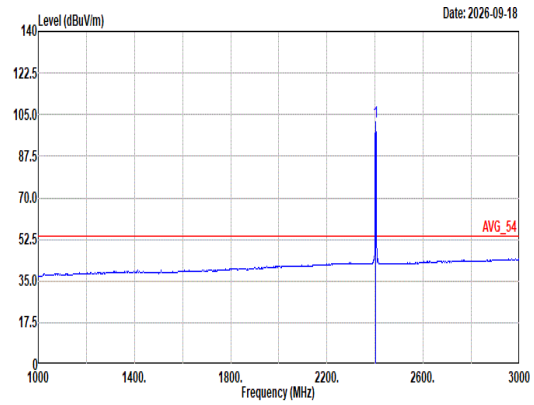 Site : 03CH13-HY Condition: AVG_54 3m DRH18-E_DU2F13A18ES HORIZONTAL : RBW:1000.000kHz VBW:1.000kHz SWT:Auto Freq Level Limit Line Margin Read Level Ant Factor Cable Loss Preamp Factor Aux Factor APos TPos Remark MHz dBuV/m dBuV/m dB dBuV dB/m dB dB dB cm deg 1 2402.00 102.02 ------ ------ 95.52 26.80 6.71 36.94 9.93 282 110 Average

Mode	20	
	Band Edge	
	2400-2483.5_Bluetooth-LE_GSFK _CH00_2402MHz	
ANT	2	
Pol.	Vertical	Fundamental
Peak	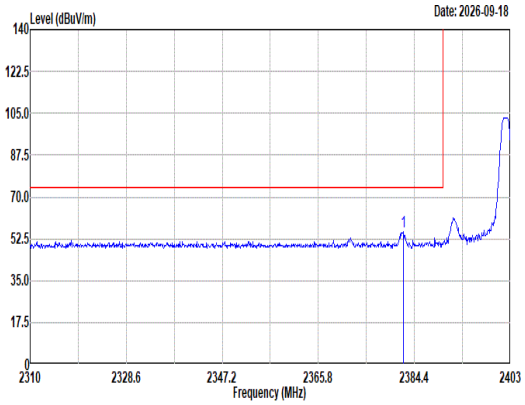 Site : 03CH13-HY Condition: PEAK_BE_74 3m DRH18-E_DU2F13A18ES VERTICAL : RBW:1000.000kHz VBW:3000.000kHz SWT:Auto Freq Level Limit Line Margin Read Level Ant Factor Cable Loss Preamp Factor Aux Factor APos TPos Remark MHz dBuV/m dBuV/m dB dBuV dB/m dB dB dB cm deg 1 2382.26 55.45 74.00 -18.55 49.00 26.78 6.68 36.94 9.93 244 231 Peak	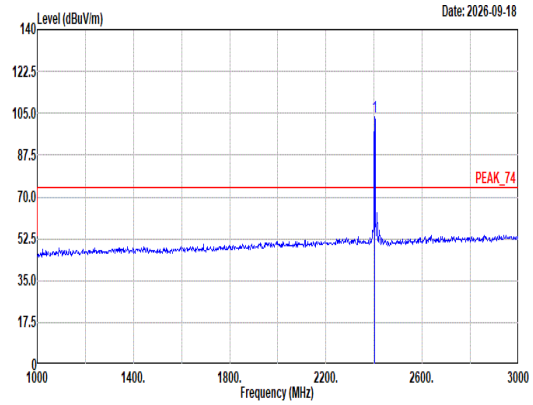 Site : 03CH13-HY Condition: PEAK_74 3m DRH18-E_DU2F13A18ES VERTICAL : RBW:1000.000kHz VBW:3000.000kHz SWT:Auto Freq Level Limit Line Margin Read Level Ant Factor Cable Loss Preamp Factor Aux Factor APos TPos Remark MHz dBuV/m dBuV/m dB dBuV dB/m dB dB dB cm deg 1 2402.00 103.47 ------ ------ 96.97 26.80 6.71 36.94 9.93 244 231 Peak
Avg	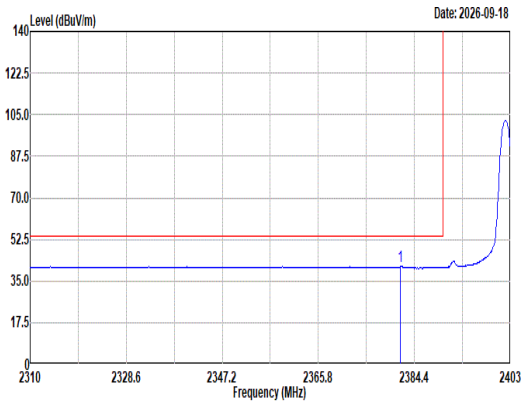 Site : 03CH13-HY Condition: AVG_BE_54 3m DRH18-E_DU2F13A18ES VERTICAL : RBW:1000.000kHz VBW:1.000kHz SWT:Auto Freq Level Limit Line Margin Read Level Ant Factor Cable Loss Preamp Factor Aux Factor APos TPos Remark MHz dBuV/m dBuV/m dB dBuV dB/m dB dB dB cm deg 1 2381.70 41.16 54.00 -12.84 34.71 26.78 6.68 36.94 9.93 244 231 Average	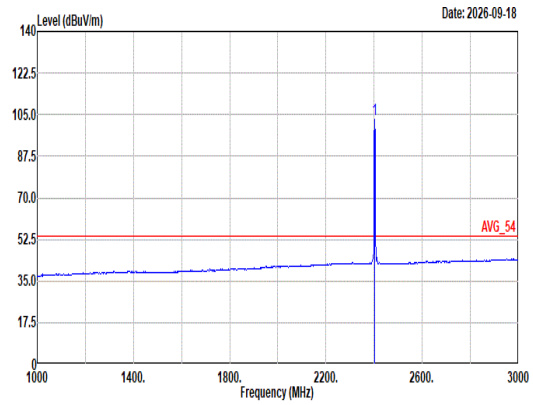 Site : 03CH13-HY Condition: AVG_54 3m DRH18-E_DU2F13A18ES VERTICAL : RBW:1000.000kHz VBW:1.000kHz SWT:Auto Freq Level Limit Line Margin Read Level Ant Factor Cable Loss Preamp Factor Aux Factor APos TPos Remark MHz dBuV/m dBuV/m dB dBuV dB/m dB dB dB cm deg 1 2402.00 102.89 ------ ------ 96.39 26.80 6.71 36.94 9.93 244 231 Average

Mode	20	
	Harmonic	
	2400-2483.5_Bluetooth-LE_GSFK _CH00_2402MHz	
ANT	2	
Pol.	Horizontal	Vertical
Peak Avg	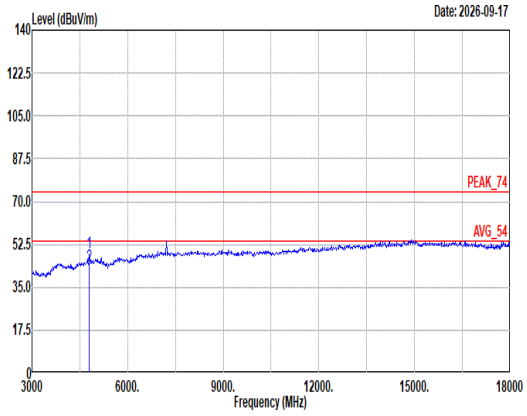 Site : 03CH13-HY Condition: PEAK_74 3m DRH18-E_DU2F13A18ES HORIZONTAL Freq Level Limit Line Margin Read Level Ant Factor Cable Loss Preamp Factor Aux Factor APos TPos Remark MHz dBuV/m dBuV/m dB dBuV dB/m dB dB dB cm deg 1 4804.00 49.12 74.00 -24.88 39.61 32.50 10.19 33.63 0.45 337 63 Peak 2 4804.00 44.10 54.00 -9.90 34.59 32.50 10.19 33.63 0.45 337 63 Average	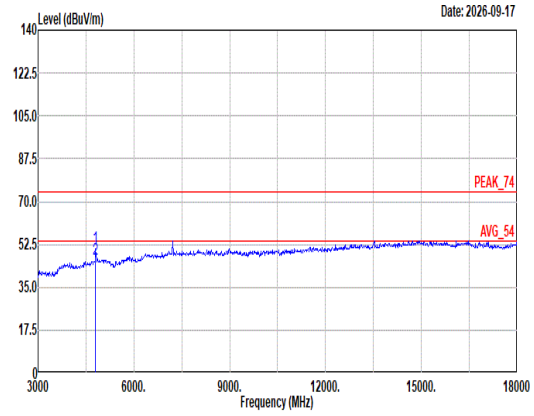 Site : 03CH13-HY Condition: PEAK_74 3m DRH18-E_DU2F13A18ES VERTICAL Freq Level Limit Line Margin Read Level Ant Factor Cable Loss Preamp Factor Aux Factor APos TPos Remark MHz dBuV/m dBuV/m dB dBuV dB/m dB dB dB cm deg 1 4804.00 51.23 74.00 -22.77 41.72 32.50 10.19 33.63 0.45 351 95 Peak 2 4804.00 46.41 54.00 -7.59 36.90 32.50 10.19 33.63 0.45 351 95 Average

Mode	20	
	Harmonic	
	2400-2483.5_Bluetooth-LE_GSFK _CH00_2402MHz	
ANT	2	
Pol.	Horizontal	Vertical
14.47G ~14.5G Avg	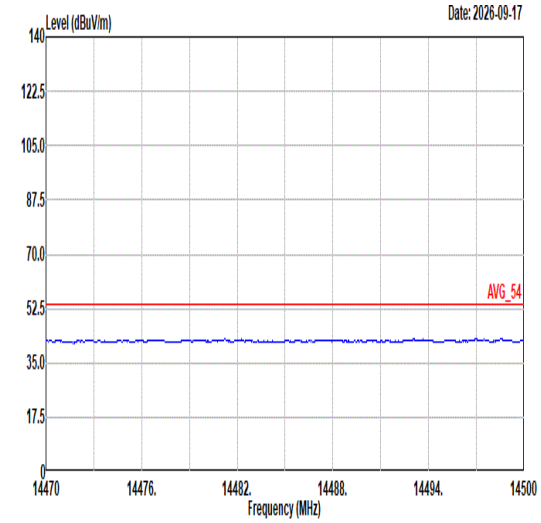 Site : 03CH13-HY Condition: AVG_54 3m DRH18-E_DU2F13A18ES HORIZONTAL	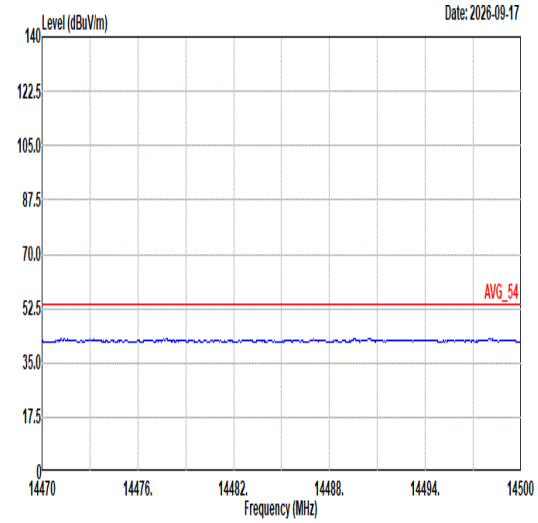 Site : 03CH13-HY Condition: AVG_54 3m DRH18-E_DU2F13A18ES VERTICAL
17.7G ~18G Avg	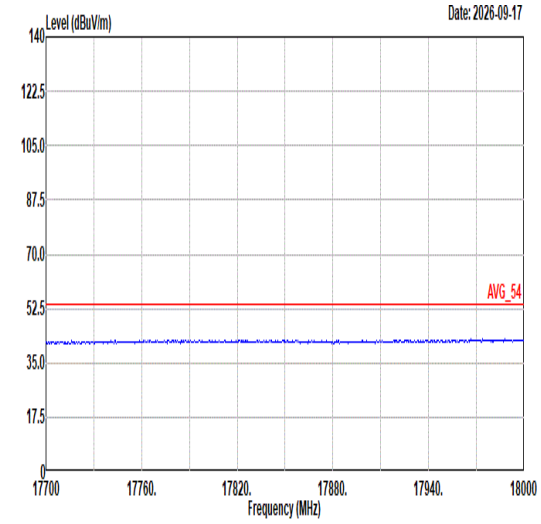 Site : 03CH13-HY Condition: AVG_54 3m DRH18-E_DU2F13A18ES HORIZONTAL	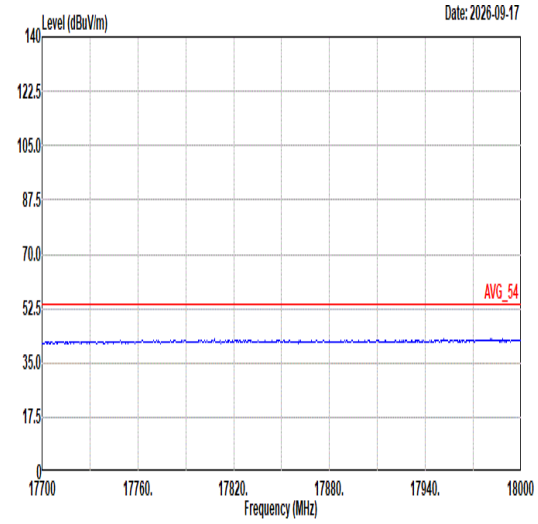 Site : 03CH13-HY Condition: AVG_54 3m DRH18-E_DU2F13A18ES VERTICAL

Mode	21	
	Band Edge - L	
	2400-2483.5_Bluetooth-LE_GSFK _CH19_2440MHz	
ANT	2	
Pol.	Horizontal	Fundamental
Peak	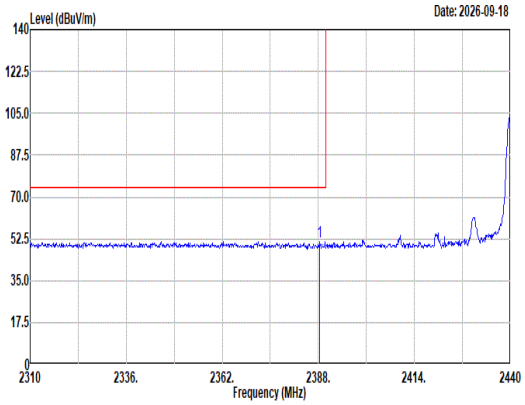 Site : 03CH13-HY Condition: PEAK_BE_74 3m DRH18-E_DU2F13A18ES HORIZONTAL : RBW:1000.000kHz VBW:3000.000kHz SWT:Auto Freq Level Limit Line Margin Read Level Ant Factor Cable Loss Preamp Factor Aux Factor APos TPos Remark MHz dBuV/m dBuV/m dB dBuV dB/m dB dB dB cm deg 1 2388.39 51.13 74.00 -22.87 44.73 26.72 6.69 36.94 9.93 240 109 Peak	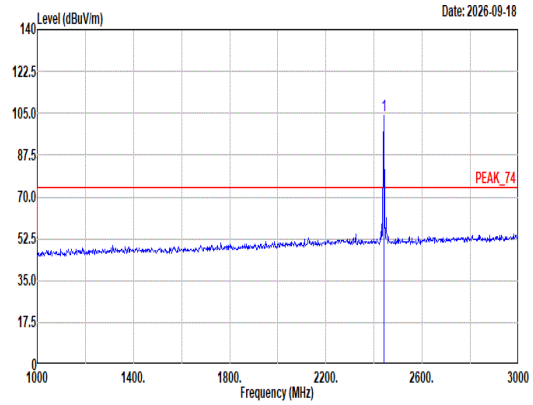 Site : 03CH13-HY Condition: PEAK_74 3m DRH18-E_DU2F13A18ES HORIZONTAL : RBW:1000.000kHz VBW:3000.000kHz SWT:Auto Freq Level Limit Line Margin Read Level Ant Factor Cable Loss Preamp Factor Aux Factor APos TPos Remark MHz dBuV/m dBuV/m dB dBuV dB/m dB dB dB cm deg 1 2440.00 103.95 ------ ------ 97.40 26.80 6.76 36.94 9.93 240 109 Peak
Avg	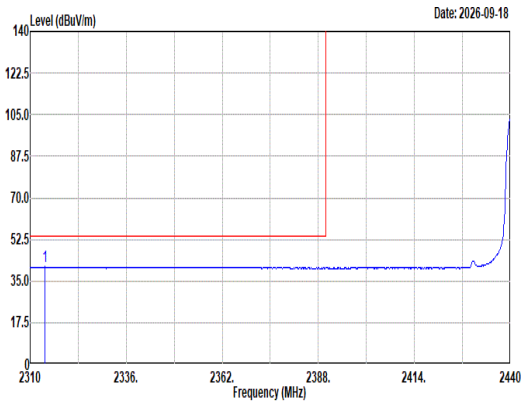 Site : 03CH13-HY Condition: AVG_BE_54 3m DRH18-E_DU2F13A18ES HORIZONTAL : RBW:1000.000kHz VBW:1.000kHz SWT:Auto Freq Level Limit Line Margin Read Level Ant Factor Cable Loss Preamp Factor Aux Factor APos TPos Remark MHz dBuV/m dBuV/m dB dBuV dB/m dB dB dB cm deg 1 2314.03 41.05 54.00 -12.95 34.41 27.06 6.58 36.93 9.93 240 109 Average	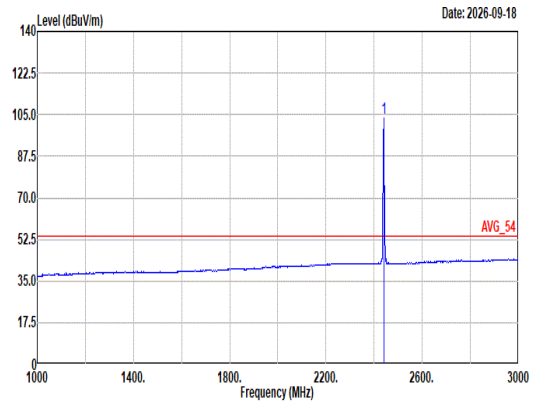 Site : 03CH13-HY Condition: AVG_54 3m DRH18-E_DU2F13A18ES HORIZONTAL : RBW:1000.000kHz VBW:1.000kHz SWT:Auto Freq Level Limit Line Margin Read Level Ant Factor Cable Loss Preamp Factor Aux Factor APos TPos Remark MHz dBuV/m dBuV/m dB dBuV dB/m dB dB dB cm deg 1 2440.00 103.43 ------ ------ 96.88 26.80 6.76 36.94 9.93 240 109 Average

Mode	21	
	Band Edge - R	
	2400-2483.5_Bluetooth-LE_GSFK _CH19_2440MHz	
ANT	2	
Pol.	Horizontal	Fundamental
Peak	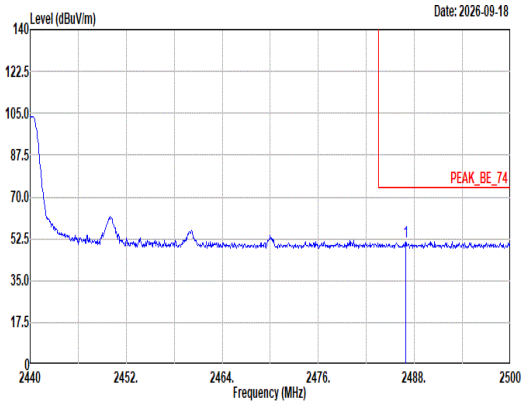 Site : 03CH13-HY Condition: PEAK_BE_74 3m DRH18-E_DU2F13A18ES HORIZONTAL : RBW:1000.000kHz VBW:3000.000kHz SWT:Auto Limit Read Ant Cable Preamp Aux APos TPos Freq Level Line Margin Level Factor Loss Factor Factor Remark MHz dBuV/m dBuV/m dB dBuV dB/m dB dB dB cm deg 1 2486.92 51.11 74.00 -22.89 44.51 26.80 6.82 36.95 9.93 240 109 Peak	Blank
Avg	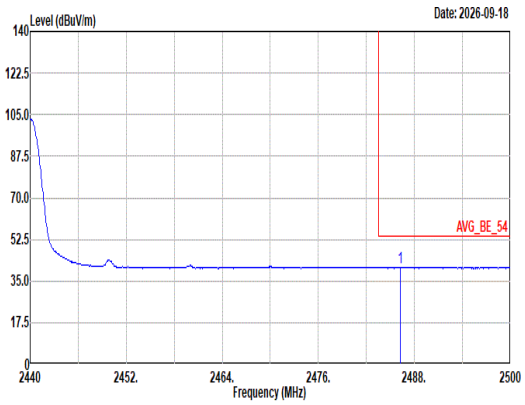 Site : 03CH13-HY Condition: AVG_BE_54 3m DRH18-E_DU2F13A18ES HORIZONTAL : RBW:1000.000kHz VBW:1.000kHz SWT:Auto Limit Read Ant Cable Preamp Aux APos TPos Freq Level Line Margin Level Factor Loss Factor Factor Remark MHz dBuV/m dBuV/m dB dBuV dB/m dB dB dB cm deg 1 2486.26 40.92 54.00 -13.08 34.32 26.80 6.82 36.95 9.93 240 109 Average	Blank

Mode	21	
	Band Edge - L	
	2400-2483.5_Bluetooth-LE_GSFK _CH19_2440MHz	
ANT	2	
Pol.	Vertical	Fundamental
Peak	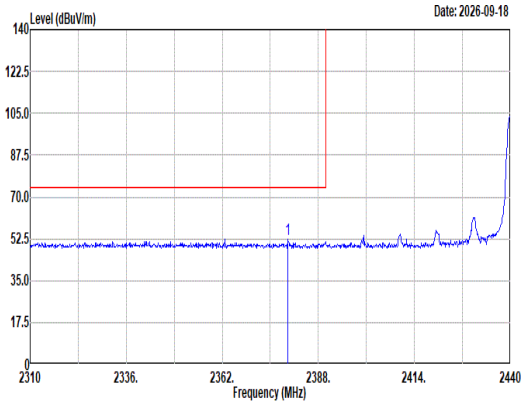 Site : 03CH13-HY Condition: PEAK_BE_74 3m DRH18-E_DU2F13A18ES VERTICAL : RBW:1000.000kHz VBW:3000.000kHz SWT:Auto Freq Level Limit Line Margin Read Level Ant Factor Cable Loss Preamp Factor Aux Factor APos TPos Remark MHz dBuV/m dBuV/m dB dBuV dB/m dB dB dB cm deg 1 2379.81 52.27 74.00 -21.73 45.80 26.80 6.68 36.94 9.93 237 230 Peak	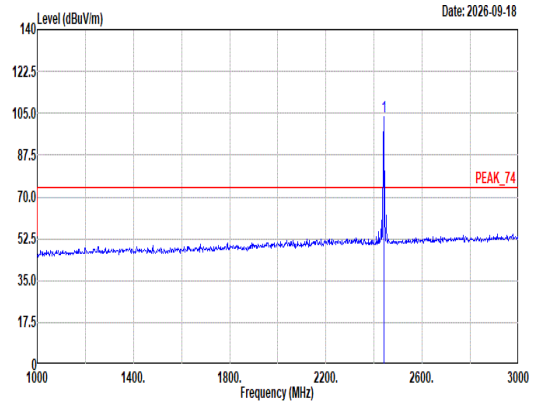 Site : 03CH13-HY Condition: PEAK_74 3m DRH18-E_DU2F13A18ES VERTICAL : RBW:1000.000kHz VBW:3000.000kHz SWT:Auto Freq Level Limit Line Margin Read Level Ant Factor Cable Loss Preamp Factor Aux Factor APos TPos Remark MHz dBuV/m dBuV/m dB dBuV dB/m dB dB dB cm deg 1 2440.00 103.69 ------ ------ 97.14 26.80 6.76 36.94 9.93 237 230 Peak
Avg	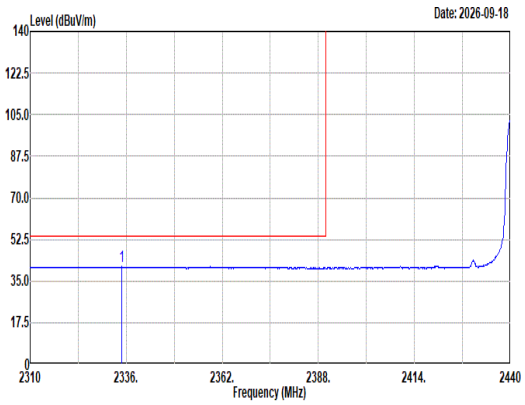 Site : 03CH13-HY Condition: AVG_BE_54 3m DRH18-E_DU2F13A18ES VERTICAL : RBW:1000.000kHz VBW:1.000kHz SWT:Auto Freq Level Limit Line Margin Read Level Ant Factor Cable Loss Preamp Factor Aux Factor APos TPos Remark MHz dBuV/m dBuV/m dB dBuV dB/m dB dB dB cm deg 1 2334.70 40.98 54.00 -13.02 34.37 27.00 6.61 36.93 9.93 237 230 Average	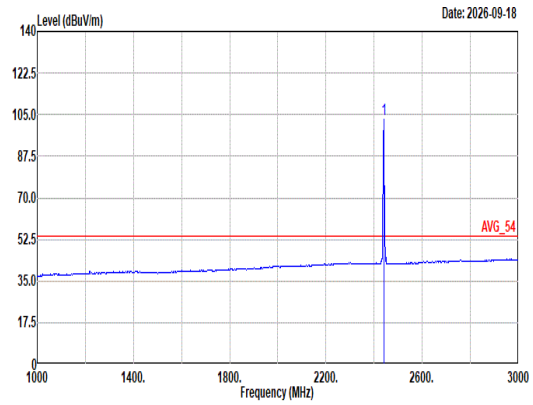 Site : 03CH13-HY Condition: AVG_54 3m DRH18-E_DU2F13A18ES VERTICAL : RBW:1000.000kHz VBW:1.000kHz SWT:Auto Freq Level Limit Line Margin Read Level Ant Factor Cable Loss Preamp Factor Aux Factor APos TPos Remark MHz dBuV/m dBuV/m dB dBuV dB/m dB dB dB cm deg 1 2440.00 103.15 ------ ------ 96.60 26.80 6.76 36.94 9.93 237 230 Average

Mode	21	
	Band Edge - R	
	2400-2483.5_Bluetooth-LE_GSFK _CH19_2440MHz	
ANT	2	
Pol.	Vertical	Fundamental
Peak	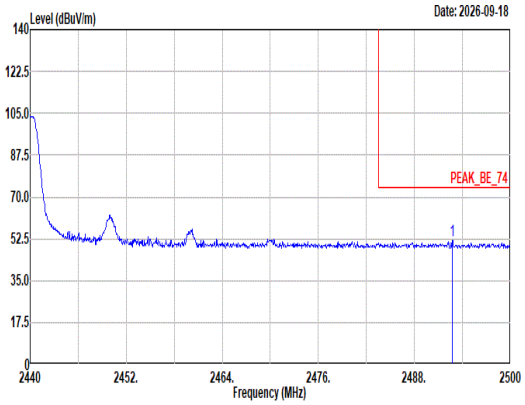 Site : 03CH13-HY Condition: PEAK_BE_74 3m DRH18-E_DU2F13A18ES VERTICAL : RBW:1000.000kHz VBW:3000.000kHz SWT:Auto Limit Read Ant Cable Preamp Aux APos TPos Freq Level Line Margin Level Factor Loss Factor Factor Remark MHz dBuV/m dBuV/m dB dBuV dB/m dB dB dB cm deg 1 2492.74 51.60 74.00 -22.40 44.99 26.80 6.83 36.95 9.93 237 230 Peak	Blank
Avg	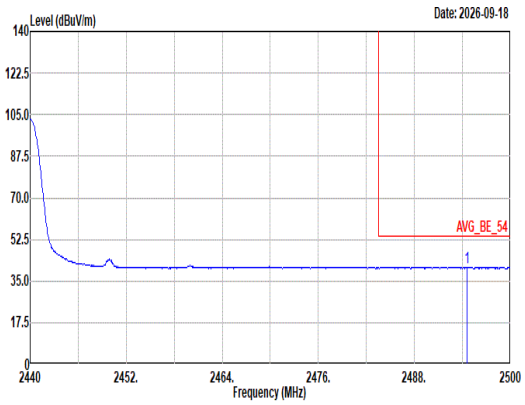 Site : 03CH13-HY Condition: AVG_BE_54 3m DRH18-E_DU2F13A18ES VERTICAL : RBW:1000.000kHz VBW:1.000kHz SWT:Auto Limit Read Ant Cable Preamp Aux APos TPos Freq Level Line Margin Level Factor Loss Factor Factor Remark MHz dBuV/m dBuV/m dB dBuV dB/m dB dB dB cm deg 1 2494.54 40.84 54.00 -13.16 34.23 26.80 6.83 36.95 9.93 237 230 Average	Blank

Mode	21	
	Harmonic	
	2400-2483.5_Bluetooth-LE_GSFK _CH19_2440MHz	
ANT	2	
Pol.	Horizontal	Vertical
Peak Avg	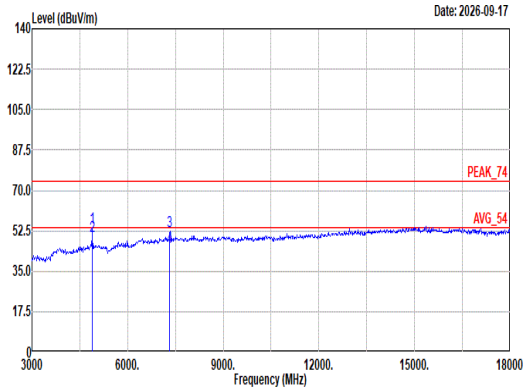 Site : 03CH13-HY Condition: PEAK_74 3m DRH18-E_DU2F13A18ES HORIZONTAL Freq Level Limit Line Margin Read Level Ant Factor Cable Loss Preamp Factor Aux Factor APos TPos Remark MHz dBuV/m dBuV/m dB dBuV dB/m dB dB dB cm deg 1 4880.00 54.07 74.00 -19.93 44.49 32.56 10.07 33.59 0.54 100 182 Peak 2 4880.00 50.37 54.00 -3.63 40.79 32.56 10.07 33.59 0.54 100 182 Average 3 7320.00 52.24 74.00 -21.76 38.90 37.08 11.72 36.04 0.58 117 8 Peak 4 7320.00 45.27 54.00 -8.73 31.93 37.08 11.72 36.04 0.58 117 8 Average	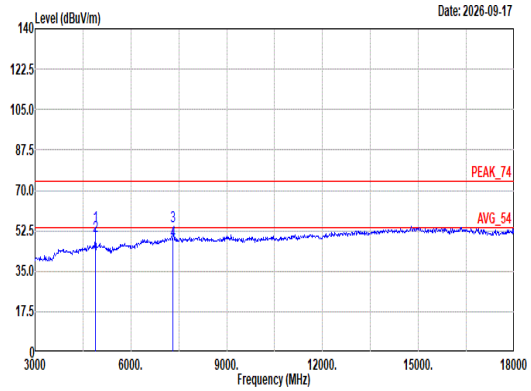 Site : 03CH13-HY Condition: PEAK_74 3m DRH18-E_DU2F13A18ES VERTICAL Freq Level Limit Line Margin Read Level Ant Factor Cable Loss Preamp Factor Aux Factor APos TPos Remark MHz dBuV/m dBuV/m dB dBuV dB/m dB dB dB cm deg 1 4880.00 54.59 74.00 -19.41 45.01 32.56 10.07 33.59 0.54 106 121 Peak 2 4880.00 50.16 54.00 -3.84 40.58 32.56 10.07 33.59 0.54 106 121 Average 3 7320.00 54.37 74.00 -19.63 41.03 37.08 11.72 36.04 0.58 219 91 Peak 4 7320.00 48.29 54.00 -5.71 34.95 37.08 11.72 36.04 0.58 219 91 Average

Mode	21	
	Harmonic	
	2400-2483.5_Bluetooth-LE_GSFK _CH19_2440MHz	
ANT	2	
Pol.	Horizontal	Vertical
14.47G ~14.5G Avg	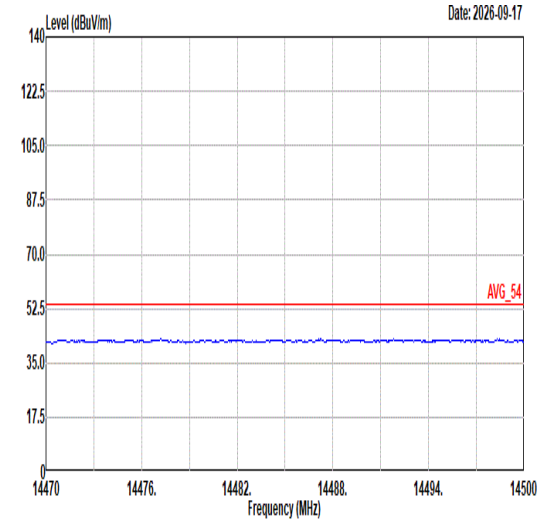 Site : 03CH13-HY Condition: AVG_54 3m DRH18-E_DU2F13A18ES HORIZONTAL	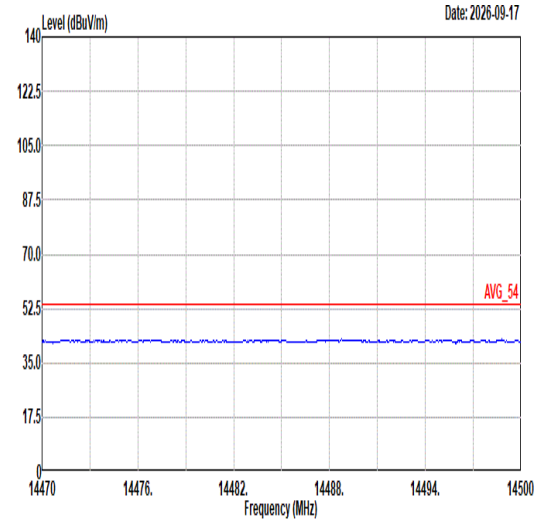 Site : 03CH13-HY Condition: AVG_54 3m DRH18-E_DU2F13A18ES VERTICAL
17.7G ~18G Avg	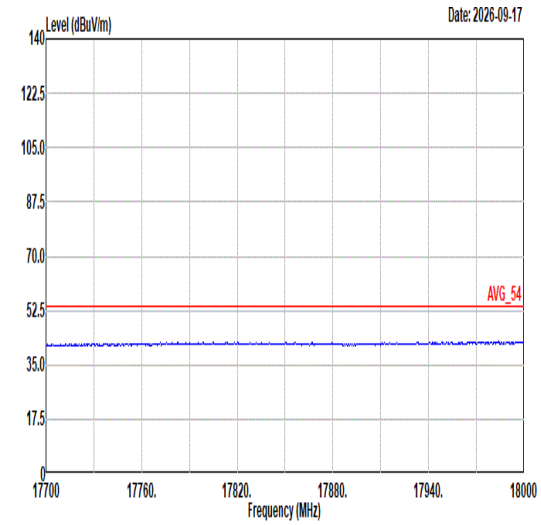 Site : 03CH13-HY Condition: AVG_54 3m DRH18-E_DU2F13A18ES HORIZONTAL	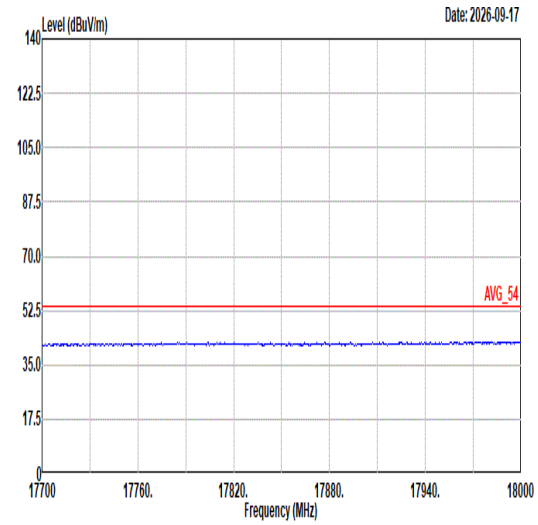 Site : 03CH13-HY Condition: AVG_54 3m DRH18-E_DU2F13A18ES VERTICAL

Mode	22	
	Band Edge	
	2400-2483.5_Bluetooth-LE_GSFK _CH39_2480MHz	
ANT	2	
Pol.	Horizontal	Fundamental
Peak	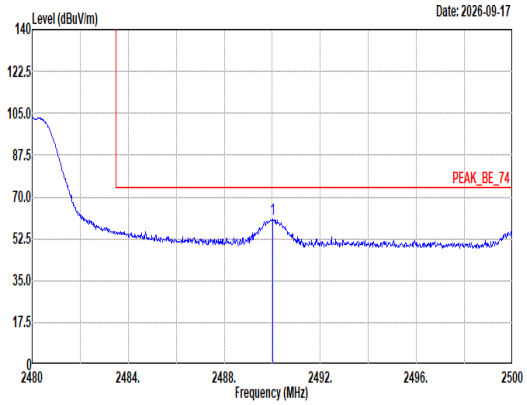 Site : 03CH13-HY Condition: PEAK_BE_74 3m DRH18-E_DU2F13A18ES HORIZONTAL : RBW:1000.000kHz VBW:3000.000kHz SWT:Auto Freq Level Limit Line Margin Read Level Ant Factor Cable Loss Preamp Factor Aux Factor APos TPos Remark MHz dBuV/m dBuV/m dB dBuV dB/m dB dB dB cm deg 1 2490.02 60.50 74.00 -13.50 53.90 26.80 6.82 36.95 9.93 100 109 Peak	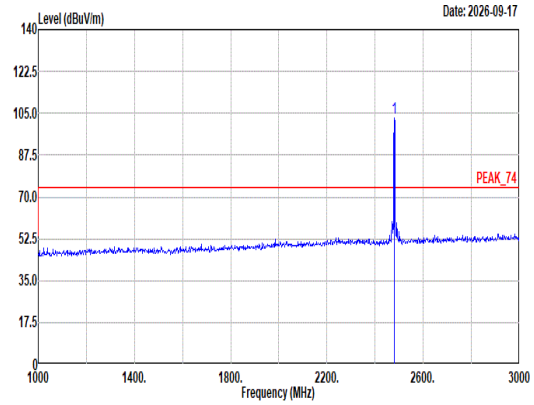 Site : 03CH13-HY Condition: PEAK_74 3m DRH18-E_DU2F13A18ES HORIZONTAL : RBW:1000.000kHz VBW:3000.000kHz SWT:Auto Freq Level Limit Line Margin Read Level Ant Factor Cable Loss Preamp Factor Aux Factor APos TPos Remark MHz dBuV/m dBuV/m dB dBuV dB/m dB dB dB cm deg 1 2480.00 103.09 ------ ------ 96.50 26.80 6.81 36.95 9.93 100 109 Peak
Avg	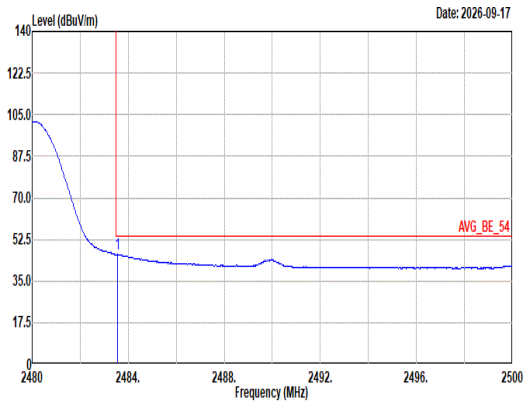 Site : 03CH13-HY Condition: AVG_BE_54 3m DRH18-E_DU2F13A18ES HORIZONTAL : RBW:1000.000kHz VBW:1.000kHz SWT:Auto Freq Level Limit Line Margin Read Level Ant Factor Cable Loss Preamp Factor Aux Factor APos TPos Remark MHz dBuV/m dBuV/m dB dBuV dB/m dB dB dB cm deg 1 2483.56 46.23 54.00 -7.77 39.64 26.80 6.81 36.95 9.93 100 109 Average	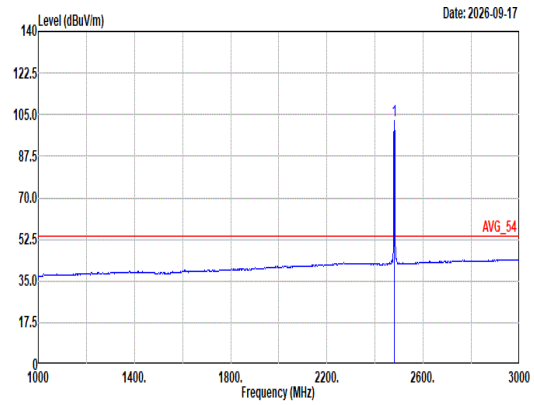 Site : 03CH13-HY Condition: AVG_54 3m DRH18-E_DU2F13A18ES HORIZONTAL : RBW:1000.000kHz VBW:1.000kHz SWT:Auto Freq Level Limit Line Margin Read Level Ant Factor Cable Loss Preamp Factor Aux Factor APos TPos Remark MHz dBuV/m dBuV/m dB dBuV dB/m dB dB dB cm deg 1 2480.00 102.49 ------ ------ 95.90 26.80 6.81 36.95 9.93 100 109 Average

Mode	22	
	Band Edge	
	2400-2483.5_Bluetooth-LE_GSFK _CH39_2480MHz	
ANT	2	
Pol.	Vertical	Fundamental
Peak	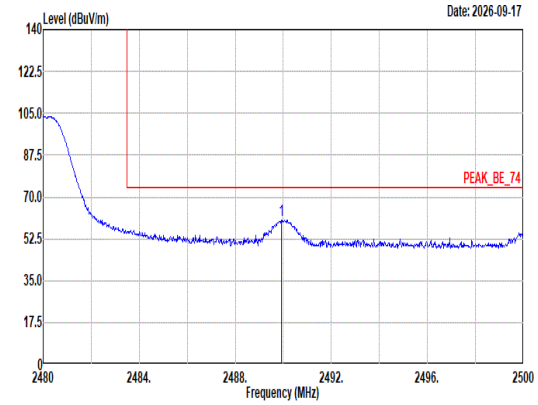 Site : 03CH13-HY Condition: PEAK_BE_74 3m DRH18-E_DU2F13A18ES VERTICAL : RBW:1000.000kHz VBW:3000.000kHz SWT:Auto Freq Level Limit Line Margin Read Level Ant Factor Cable Loss Preamp Factor Aux Factor APos TPos Remark MHz dBuV/m dBuV/m dB dBuV dB/m dB dB dB cm deg 1 2489.92 60.39 74.00 -13.61 53.79 26.80 6.82 36.95 9.93 264 233 Peak	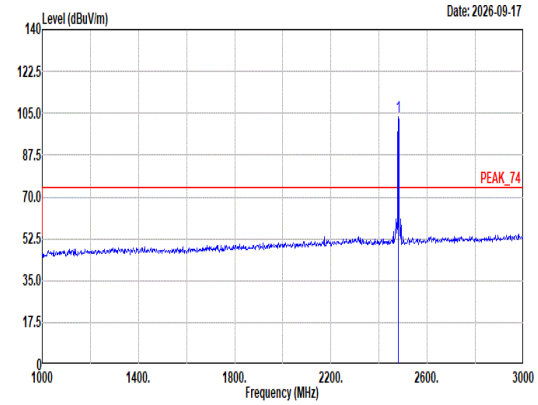 Site : 03CH13-HY Condition: PEAK_74 3m DRH18-E_DU2F13A18ES VERTICAL : RBW:1000.000kHz VBW:3000.000kHz SWT:Auto Freq Level Limit Line Margin Read Level Ant Factor Cable Loss Preamp Factor Aux Factor APos TPos Remark MHz dBuV/m dBuV/m dB dBuV dB/m dB dB dB cm deg 1 2480.00 103.68 ------ ------ 97.09 26.80 6.81 36.95 9.93 264 233 Peak
Avg	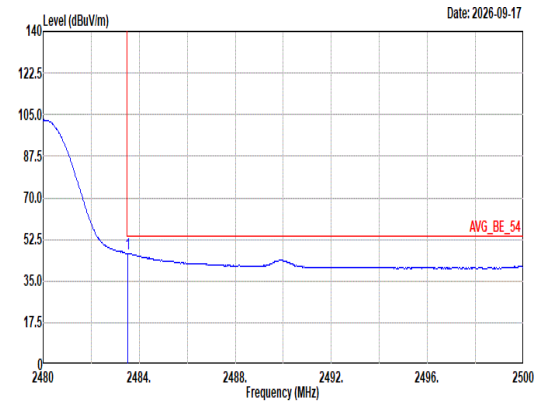 Site : 03CH13-HY Condition: AVG_BE_54 3m DRH18-E_DU2F13A18ES VERTICAL : RBW:1000.000kHz VBW:1.000kHz SWT:Auto Freq Level Limit Line Margin Read Level Ant Factor Cable Loss Preamp Factor Aux Factor APos TPos Remark MHz dBuV/m dBuV/m dB dBuV dB/m dB dB dB cm deg 1 2483.52 46.49 54.00 -7.51 39.90 26.80 6.81 36.95 9.93 264 233 Average	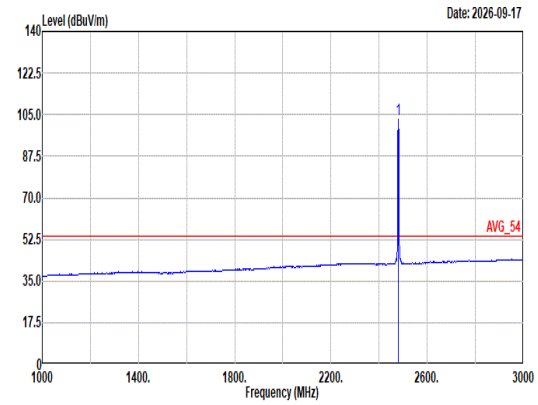 Site : 03CH13-HY Condition: AVG_54 3m DRH18-E_DU2F13A18ES VERTICAL : RBW:1000.000kHz VBW:1.000kHz SWT:Auto Freq Level Limit Line Margin Read Level Ant Factor Cable Loss Preamp Factor Aux Factor APos TPos Remark MHz dBuV/m dBuV/m dB dBuV dB/m dB dB dB cm deg 1 2480.00 103.11 ------ ------ 96.52 26.80 6.81 36.95 9.93 264 233 Average