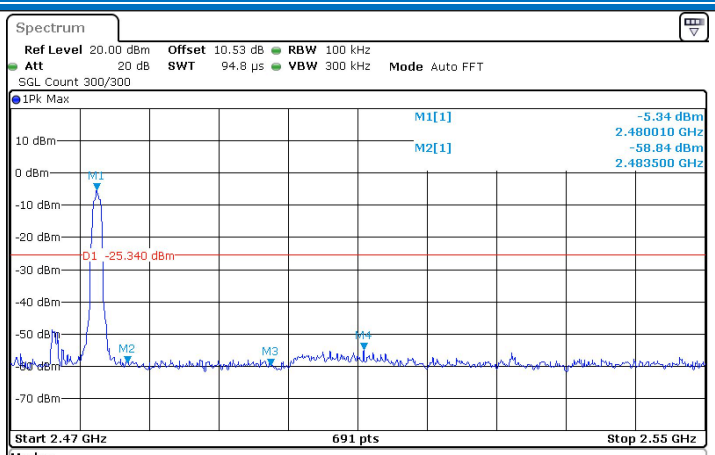

Marker

Type	Ref	Trc	X-value	Y-value	Function	Function Result
M1		1	2.48001 GHz	-5.34 dBm		
M2		1	2.4835 GHz	-58.84 dBm		
M3		1	2.5 GHz	-59.85 dBm		
M4		1	2.510696 GHz	-54.88 dBm		

Date: 21.JAN.2025 15:33:10

2DH5_Ant1_Low_Hop_2402

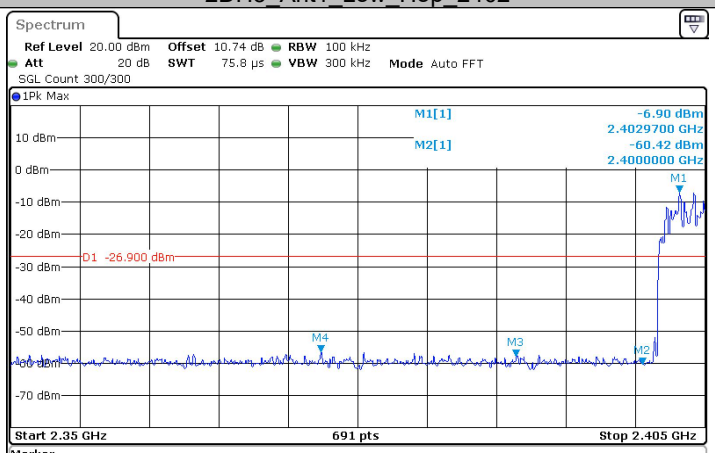

Marker

Type	Ref	Trc	X-value	Y-value	Function	Function Result
M1		1	2.40297 GHz	-6.90 dBm		
M2		1	2.4 GHz	-60.42 dBm		
M3		1	2.39 GHz	-57.88 dBm		
M4		1	2.3745507 GHz	-56.39 dBm		

Date: 21.JAN.2025 16:24:45

2DH5_Ant1_High_Hop_2480

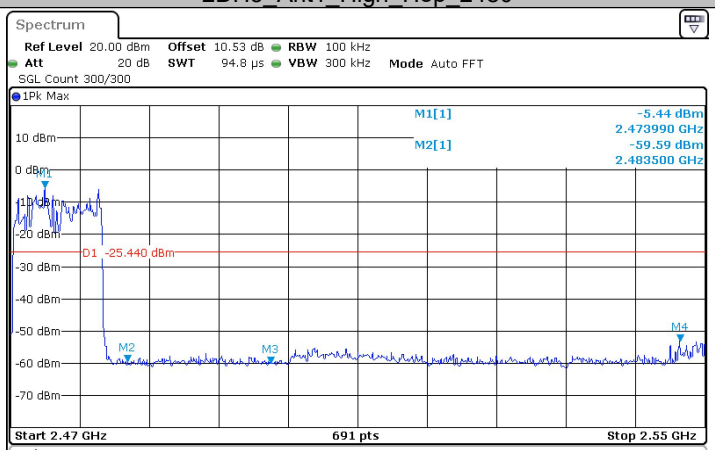

Marker

Type	Ref	Trc	X-value	Y-value	Function	Function Result
M1		1	2.47399 GHz	-5.44 dBm		
M2		1	2.4835 GHz	-59.59 dBm		
M3		1	2.5 GHz	-59.99 dBm		
M4		1	2.547101 GHz	-53.09 dBm		

Date: 21.JAN.2025 16:24:19

3DH5_Ant1_Low_2402

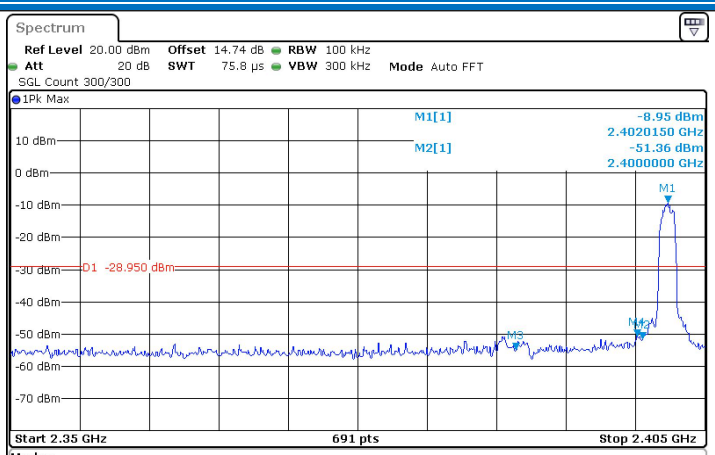

Marker

Type	Ref	Trc	X-value	Y-value	Function	Function Result
M1		1	2.402015 GHz	-8.95 dBm		
M2		1	2.4 GHz	-51.36 dBm		
M3		1	2.39 GHz	-54.93 dBm		
M4		1	2.3995797 GHz	-50.71 dBm		

Date: 24.FEB.2025 14:39:46

3DH5_Ant1_High_2480

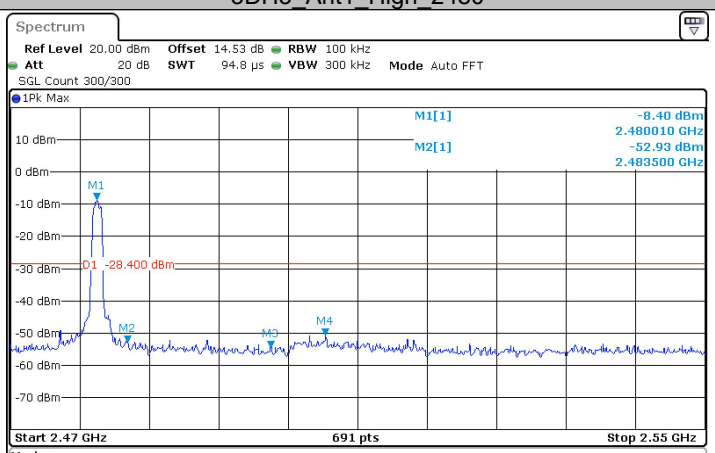

Marker

Type	Ref	Trc	X-value	Y-value	Function	Function Result
M1		1	2.48001 GHz	-8.40 dBm		
M2		1	2.4835 GHz	-52.93 dBm		
M3		1	2.5 GHz	-54.49 dBm		
M4		1	2.50629 GHz	-50.67 dBm		

Date: 24.FEB.2025 14:41:59

3DH5_Ant1_Low_Hop_2402

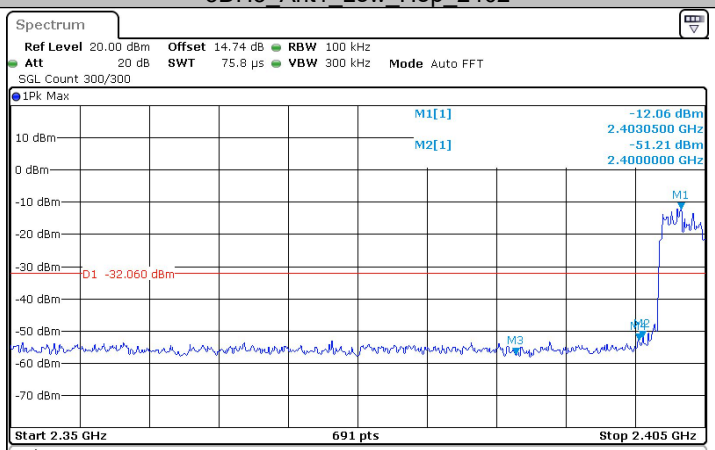

Marker

Type	Ref	Trc	X-value	Y-value	Function	Function Result
M1		1	2.40305 GHz	-12.06 dBm		
M2		1	2.4 GHz	-51.21 dBm		
M3		1	2.39 GHz	-57.45 dBm		
M4		1	2.3997391 GHz	-52.81 dBm		

Date: 24.FEB.2025 14:45:10

3DH5_Ant1_High_Hop_2480

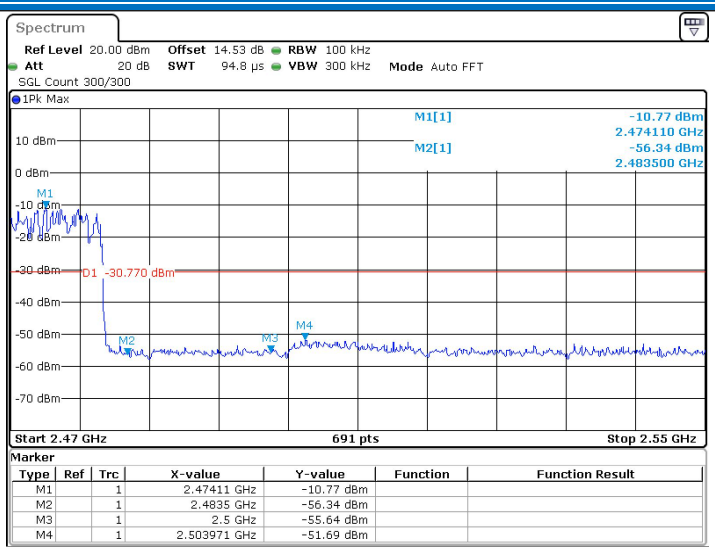

Marker

Type	Ref	Trc	X-value	Y-value	Function	Function Result
M1		1	2.47411 GHz	-10.77 dBm		
M2		1	2.4835 GHz	-56.34 dBm		
M3		1	2.5 GHz	-55.64 dBm		
M4		1	2.503971 GHz	-51.69 dBm		

Date: 24.FEB.2025 14:55:36

5.9 Spurious RF Conducted Emissions

Test Requirement:	47 CFR Part 15C Section 15.247 (d)
Test Method:	ANSI C63.10:2013
Test Setup:	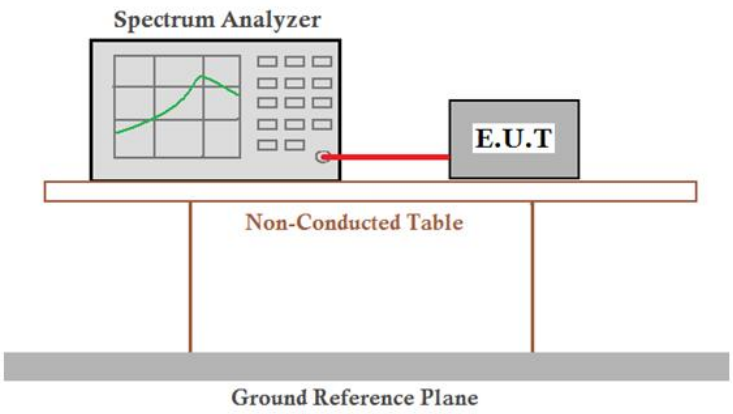 *Remark: Offset=cable loss+ attenuation factor.*
Limit:	In any 100 kHz bandwidth outside the frequency band in which the spread spectrum intentional radiator is operating, the radio frequency power that is produced by the intentional radiator shall be at least 20 dB below that in the 100 kHz bandwidth within the band that contains the highest level of the desired power, based on either an RF conducted or a radiated measurement.
Exploratory Test Mode:	Non-hopping transmitting with all kind of modulation and all kind of data type
Final Test Mode:	Through Pre-scan, find the DH5 of data type is the worst case of GFSK modulation type, 2-DH5 of data type is the worst case of π/4DQPSK modulation type, 3-DH5 of data type is the worst case of 8DPSK modulation type.
Test Results:	Pass

DH5_Ant1_2402_0~Reference

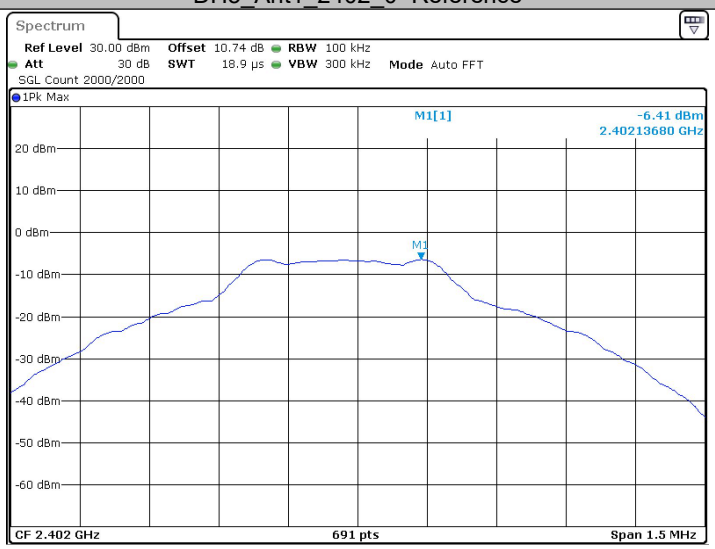

DH5_Ant1_2402_30~1000

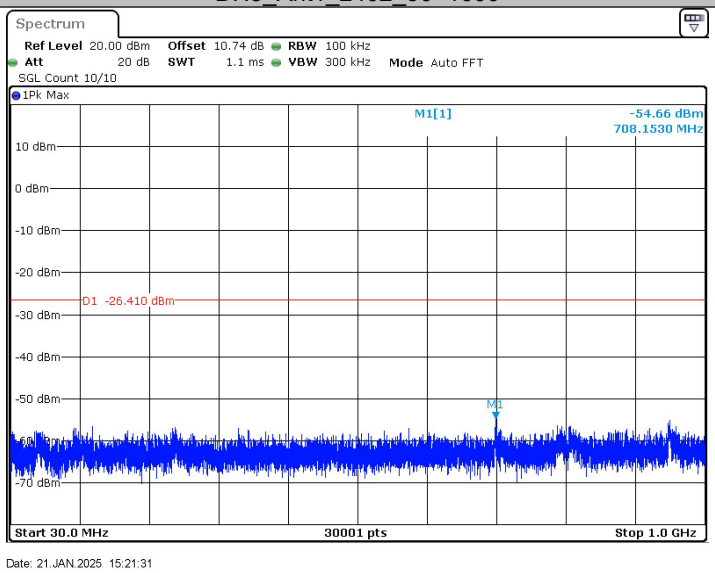

DH5_Ant1_2402_1000~26500

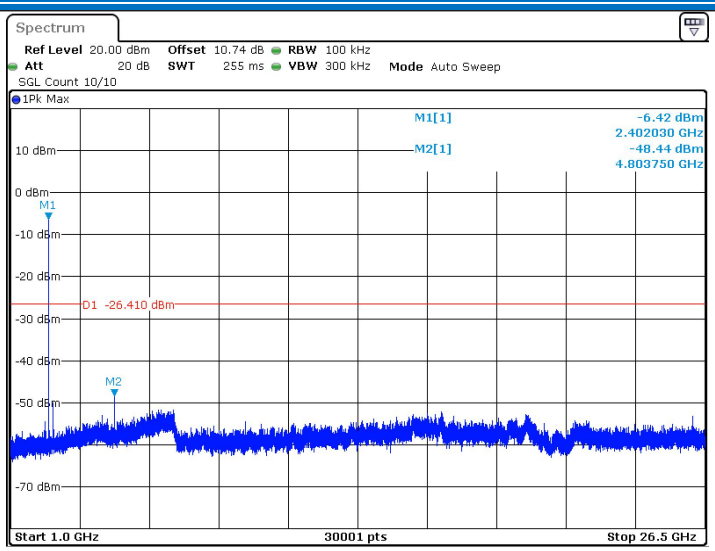

Date: 21.JAN.2025 15:21:42

DH5_Ant1_2441_0~Reference

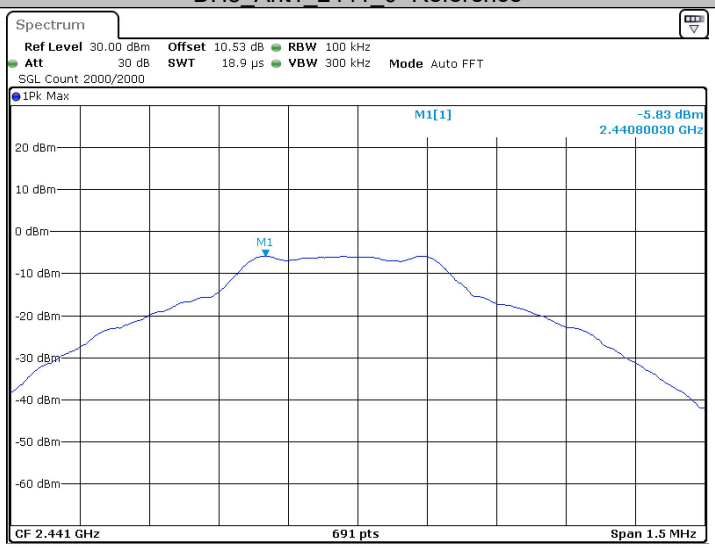

Date: 21.JAN.2025 15:22:46

DH5_Ant1_2441_30~1000

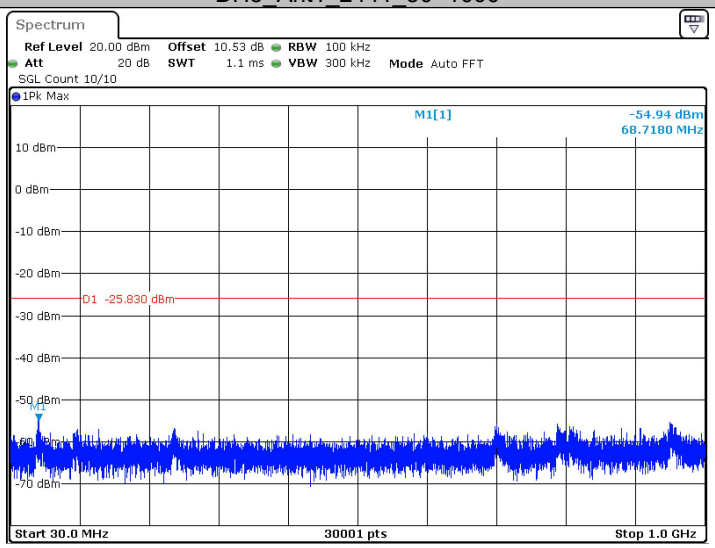

Date: 21.JAN.2025 15:22:50

DH5_Ant1_2441_1000~26500

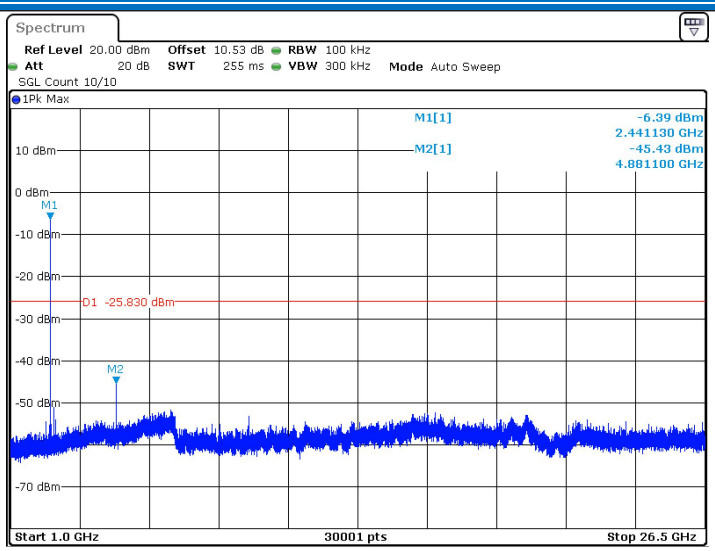

Date: 21.JAN.2025 15:23:01

DH5_Ant1_2480_0~Reference

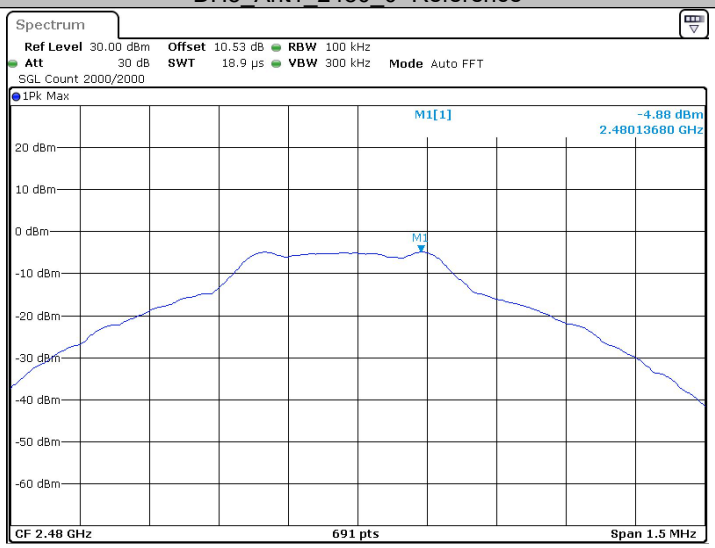

Date: 21.JAN.2025 15:24:45

DH5_Ant1_2480_30~1000

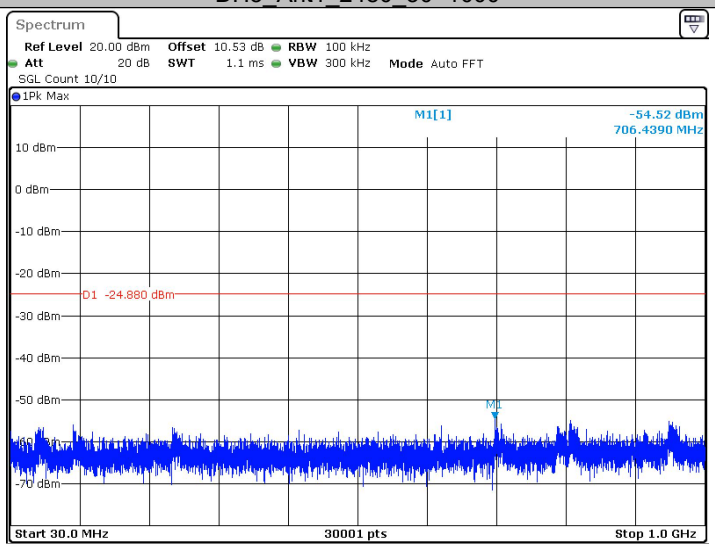

Date: 21.JAN.2025 15:24:49

DH5_Ant1_2480_1000~26500

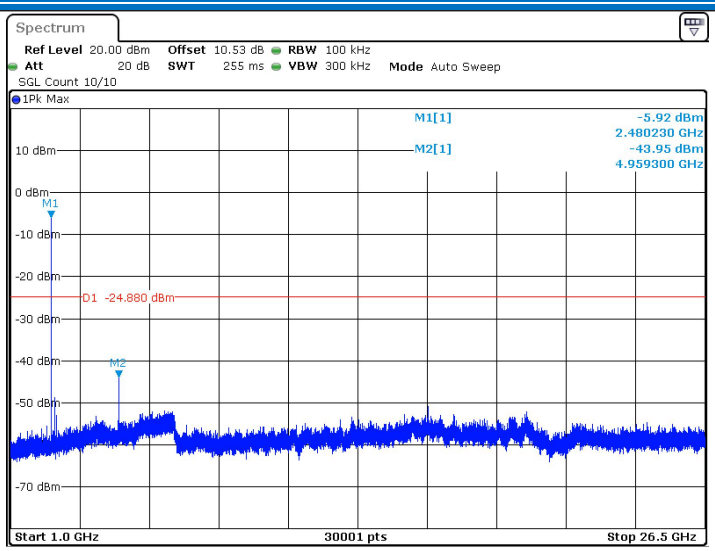

Date: 21.JAN.2025 15:25:00

2DH5_Ant1_2402_0~Reference

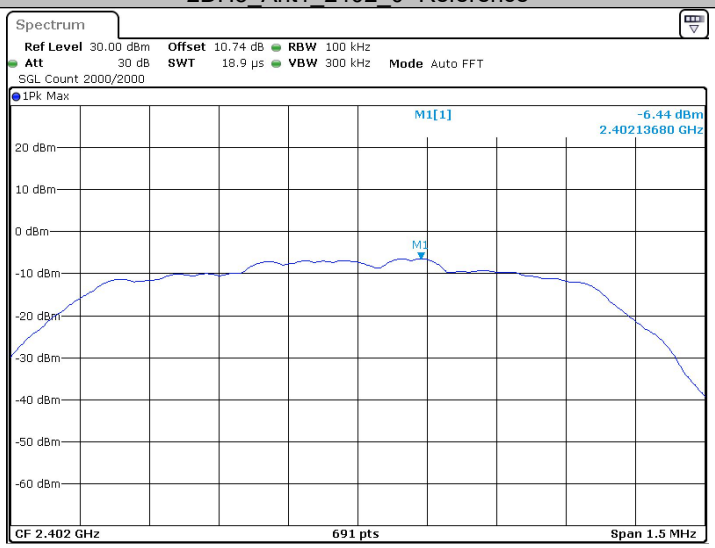

Date: 21.JAN.2025 15:27:11

2DH5_Ant1_2402_30~1000

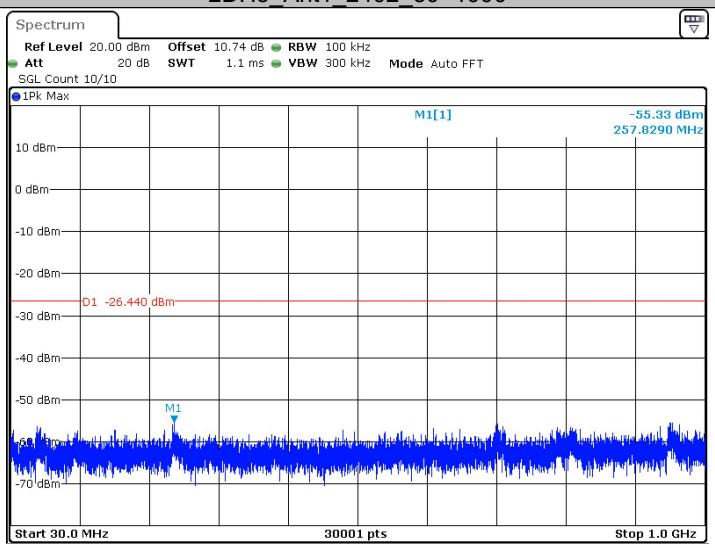

Date: 21.JAN.2025 15:27:15

2DH5_Ant1_2402_1000~26500

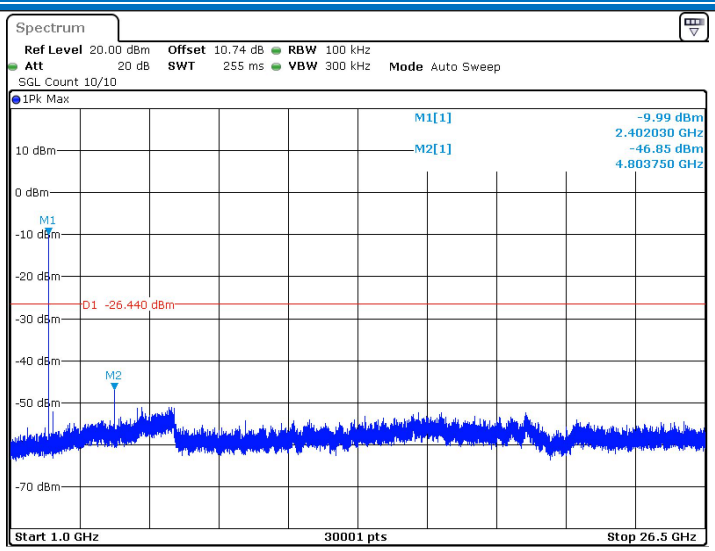

Date: 21.JAN.2025 15:27:26

2DH5_Ant1_2441_0~Reference

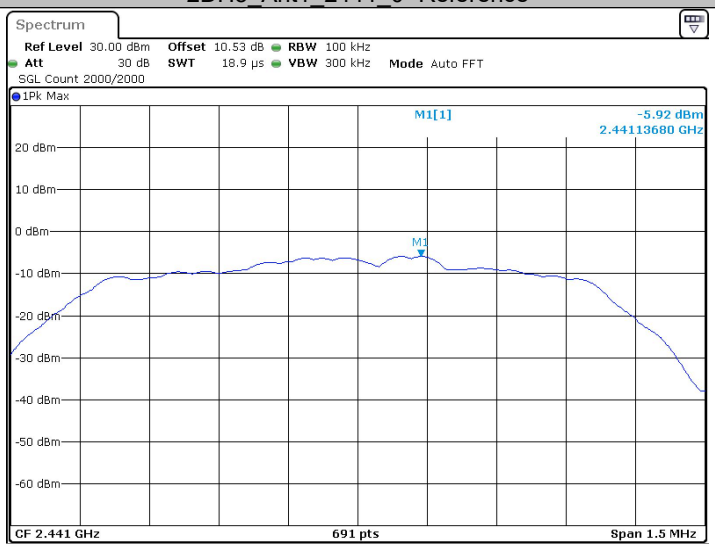

Date: 21.JAN.2025 15:28:12

2DH5_Ant1_2441_30~1000

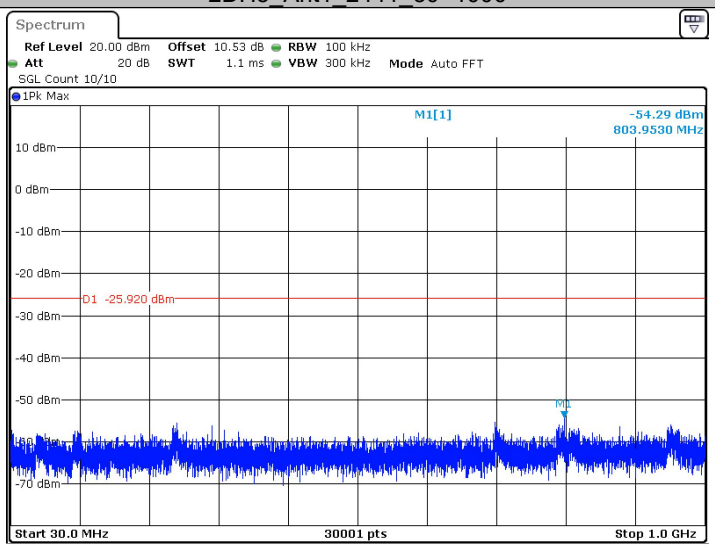

Date: 21.JAN.2025 15:28:16

2DH5_Ant1_2441_1000~26500

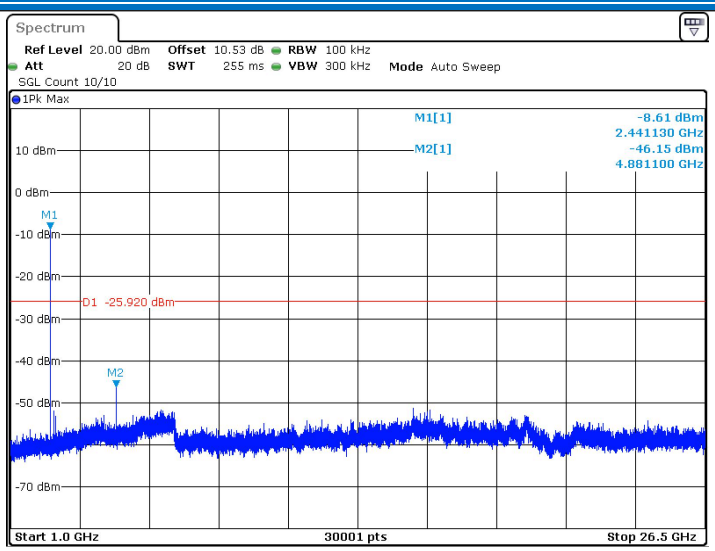

Date: 21.JAN.2025 15:28:27

2DH5_Ant1_2480_0~Reference

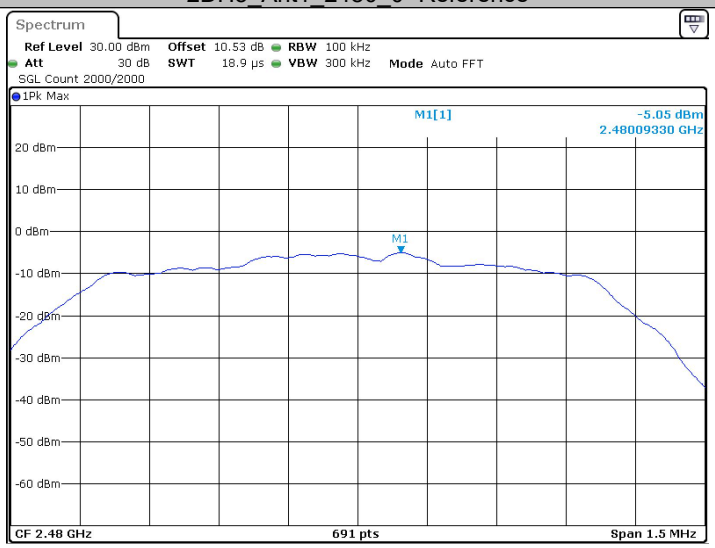

Date: 21.JAN.2025 15:33:29

2DH5_Ant1_2480_30~1000

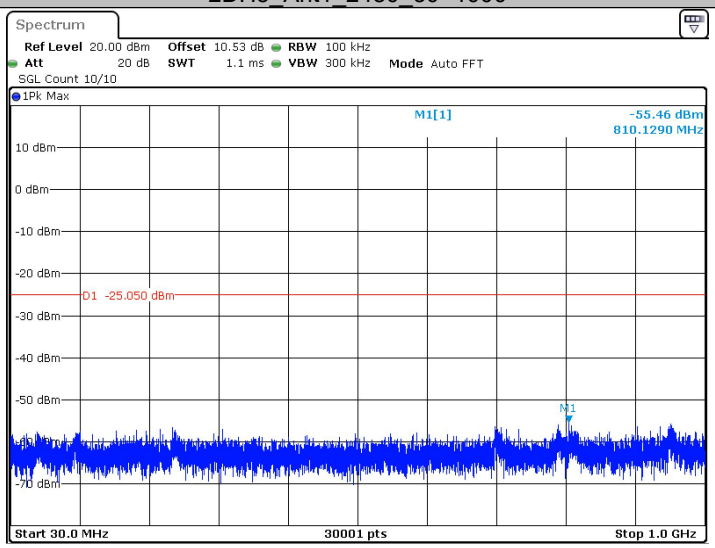

Date: 21.JAN.2025 15:33:33

2DH5_Ant1_2480_1000~26500

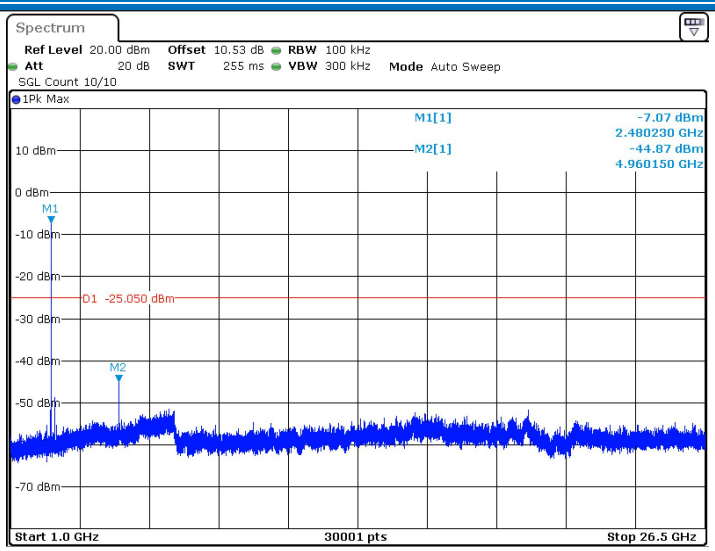

Date: 21.JAN.2025 15:33:44

3DH5_Ant1_2402_0~Reference

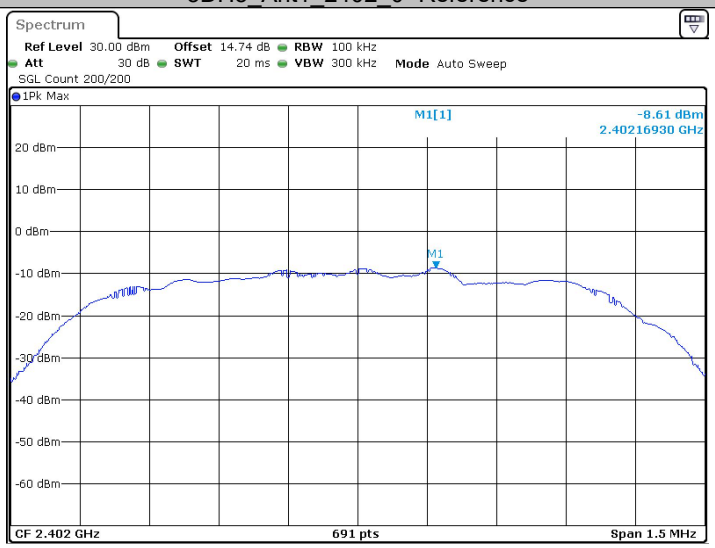

Date: 24.FEB.2025 14:40:11

3DH5_Ant1_2402_30~1000

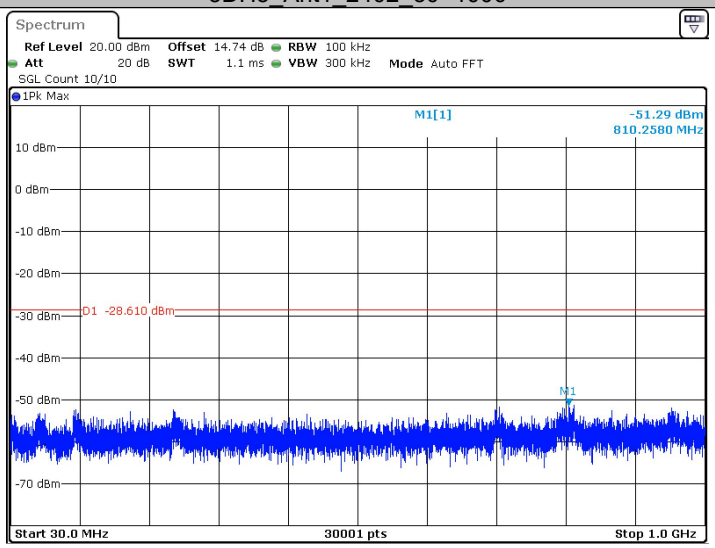

Date: 24.FEB.2025 14:40:15

3DH5_Ant1_2402_1000~26500

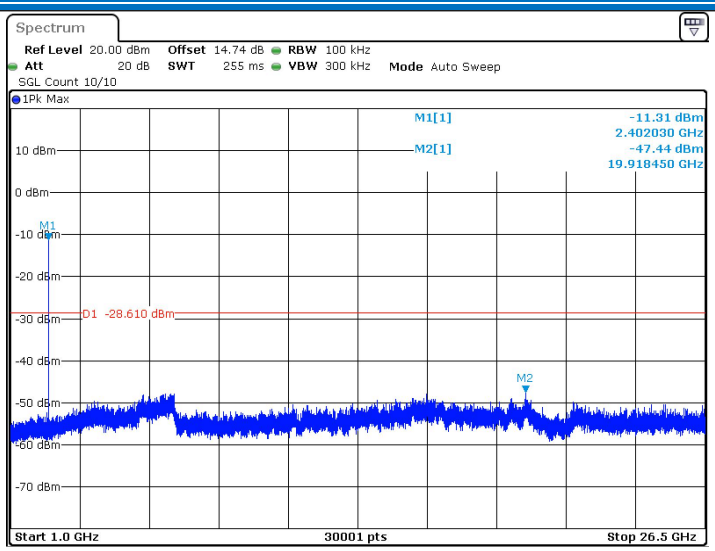

Date: 24.FEB.2025 14:40:26

3DH5_Ant1_2441_0~Reference

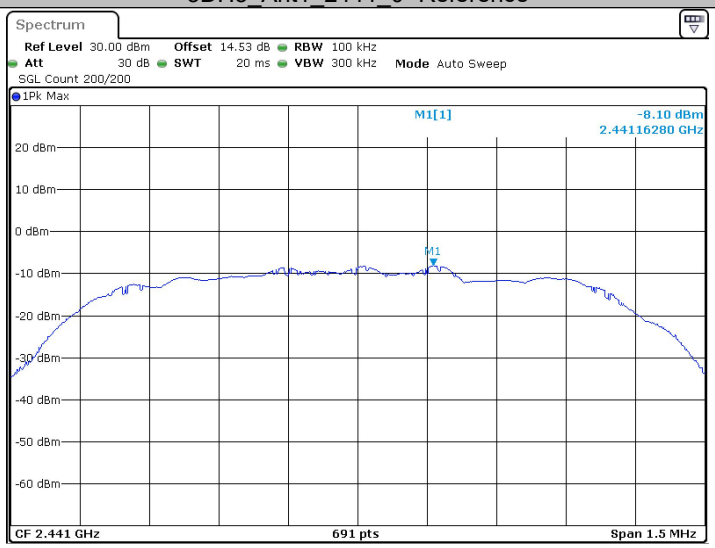

Date: 24.FEB.2025 14:41:02

3DH5_Ant1_2441_30~1000

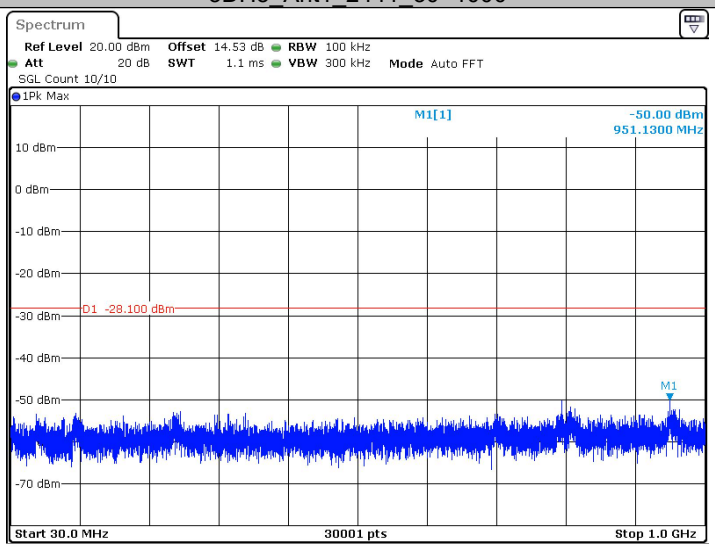

Date: 24.FEB.2025 14:41:07

3DH5_Ant1_2441_1000~26500