Antenna Report

LianYiTong

ADD:4th Floor, No. 132, Xiamei Village, Xiamei Town, Nanan City, Quanzhou City, Fujian Province

Model:T828



Test equipment

SATIMO-24

ETS

8960

MT8820C

CMW500

E5071C

test system	testing environment	Active test	Passive testing
SATIMO—24 ETS	temperature:22℃±3℃ humidity:50%±15%	2G/3G/4G BT/WIFI/GPS	400MHZ——6G

building-out circuit

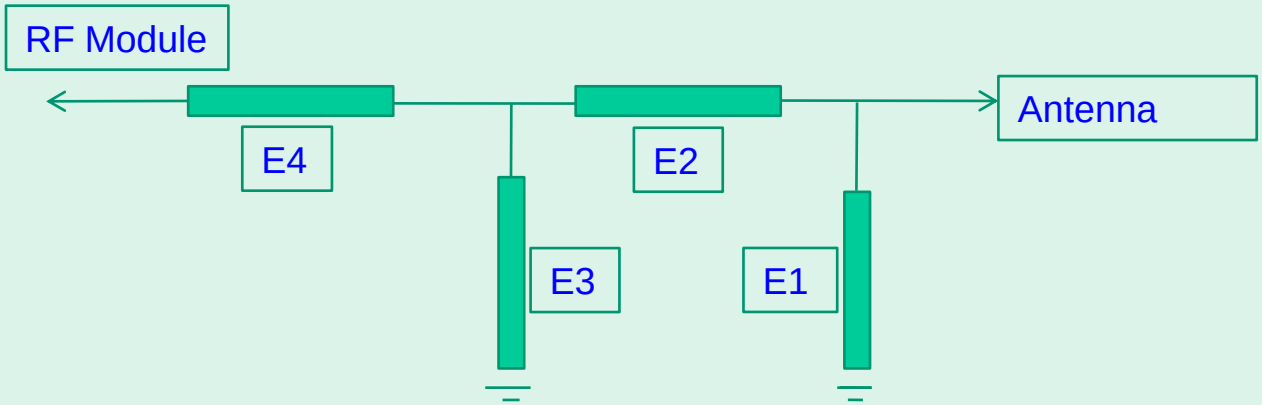

main antenna		diversity antenna		Three-in-one antenna	
Element	Value	Element	Value	Element	Value
E1(0201)		E1(0201)		E1(0201)	
E2(0201)		E2(0201)		E2(0201)	
E3(0201)		E3(0201)		E3(0201)	
E4(0201)		E4(0201)		E4(0201)	

FDD	**B1**			B2			B3			**B4**		
CHN	18050	18300	18550	18700	18900	19100	19250	19525	19900	20050	20175	20300
TRP	19.1	19.3	19.2	19.1	19.3	19.5	19.1	19.4	19.7	19.3	19.5	19.2
TIS			-92.5			-92.5			-92.4			-92.1

	B5			B7			B8			**B12**		
CHN	20450	20525	20600	20800	21100	21400	21500	21625	21750	23060	23095	23130
TRP	19.1	18.5	18.3	19.2	19.4	19.1	18.1	18	17.8	18.2	18.3	18.5
TIS			-90.7			-92.8			-90.1			-90.2

	B13			B17			B66		
CHN		23230		23780	23790	23800	131972	132352	132671
TRP		19.2		18.2	18.3	18.1	19.1	19.3	19.2
TIS		-90.7				-90.4			-92.4

TDD	B38			B40			B41		
CHN	37850	38000	38150	38750	39150	39550	40240	40620	41000
TRP	19.2	19.3	19.5	19.2	19.6	19.7	19.1	19.2	19
TIS			-92.7			-93.2			-92.1

frequency band		gain
LTE	B1	1.70 dBi
	B2	1.70 dBi
	B3	1.70 dBi
	B4	1.70 dBi
	B5	0.80 dBi
	B7	1.80 dBi
	B8	0.70 dBi
	B12	0.60 dBi
	B13	0.60 dBi
	B17	0.60 dBi
	B66	1.70 dBi
	B38	1.80 dBi
	B40	1.80 dBi
	B41	1.80 dBi

700 M			
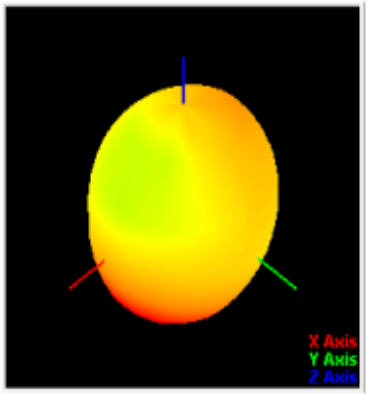 X Axis Y Axis Z Axis	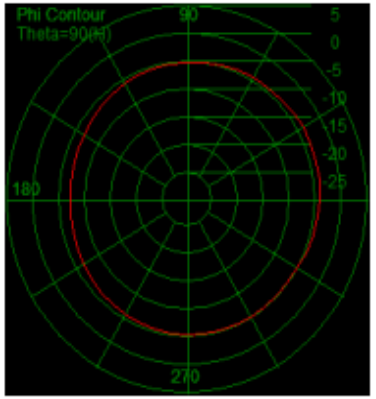 Phi Contour Theta=90(H) 90 180 270 5 0 -5 -10 -15 -20 -25	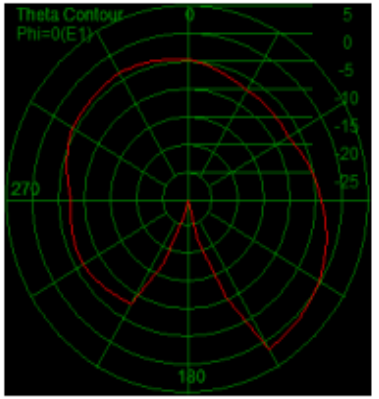 Theta Contour Phi=0(E1) 0 270 180 5 0 -5 -10 -15 -20 -25	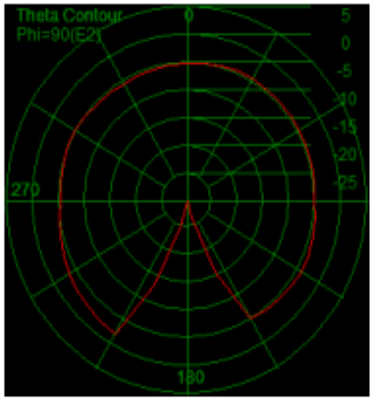 Theta Contour Phi=90(E2) 0 270 180 5 0 -5 -10 -15 -20 -25
800 M			
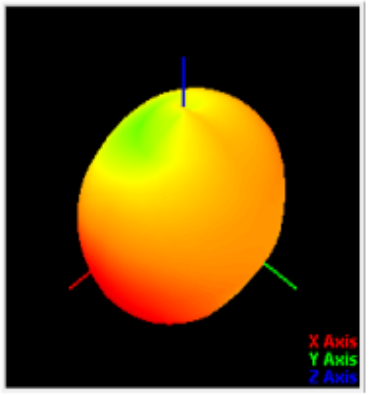 X Axis Y Axis Z Axis	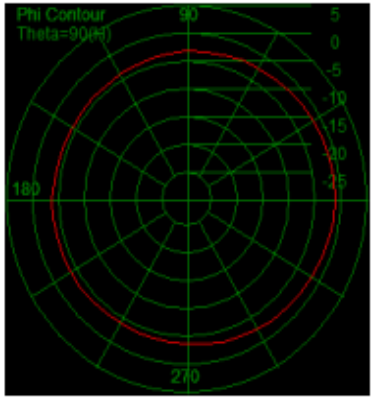 Phi Contour Theta=90(H) 90 180 270 5 0 -5 -10 -15 -20 -25	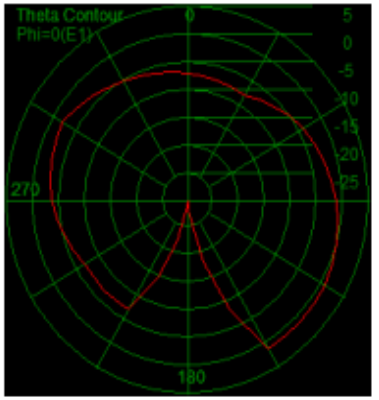 Theta Contour Phi=0(E1) 0 270 180 5 0 -5 -10 -15 -20 -25	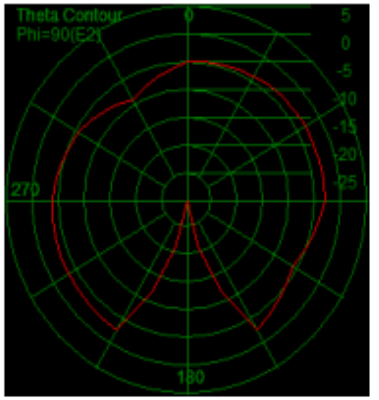 Theta Contour Phi=90(E2) 0 270 180 5 0 -5 -10 -15 -20 -25

900 M			
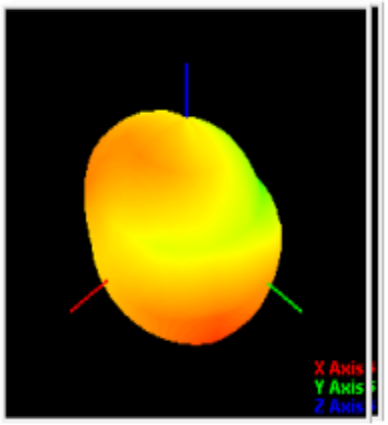 X Axis Y Axis Z Axis	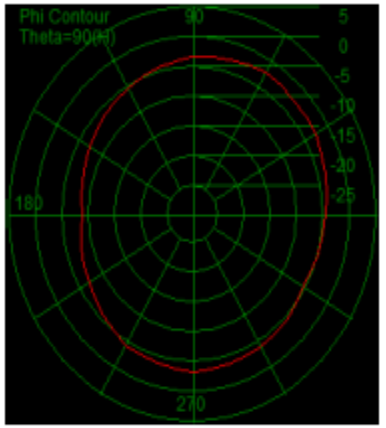 Phi Contour Theta=90(H) 90 180 270 5 0 -5 -10 -15 -20 -25	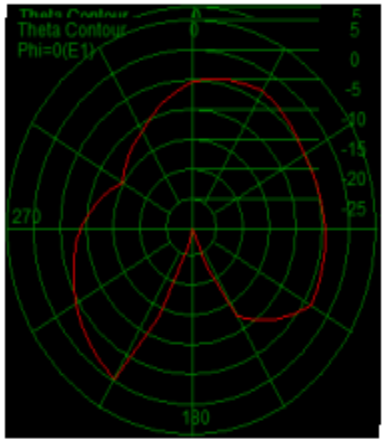 Theta Contour Phi=0(E1) 0 270 180 5 0 -5 -10 -15 -20 -25	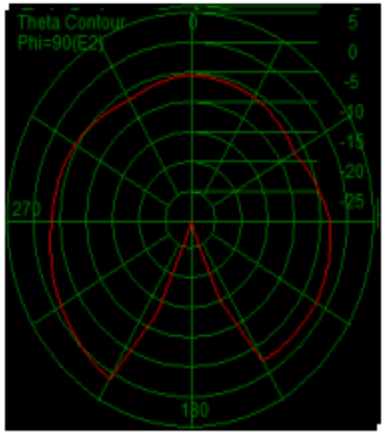 Theta Contour Phi=90(E2) 0 270 180 5 0 -5 -10 -15 -20 -25
1700 M			
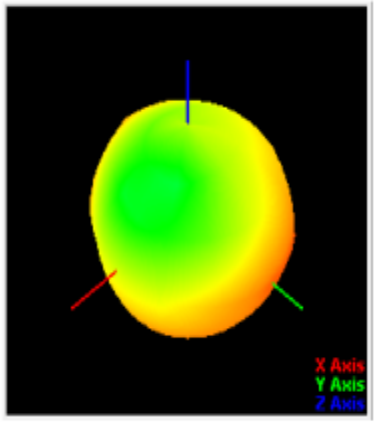 X Axis Y Axis Z Axis	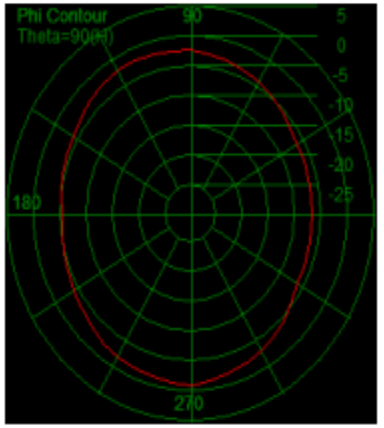 Phi Contour Theta=90(H) 90 180 270 5 0 -5 -10 -15 -20 -25	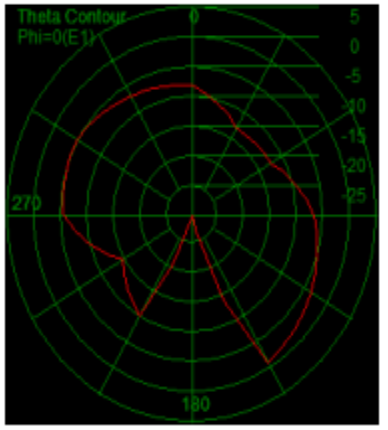 Theta Contour Phi=0(E1) 0 270 180 5 0 -5 -10 -15 -20 -25	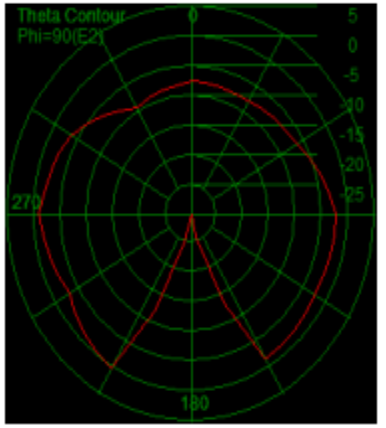 Theta Contour Phi=90(E2) 0 270 180 5 0 -5 -10 -15 -20 -25

1900 M			
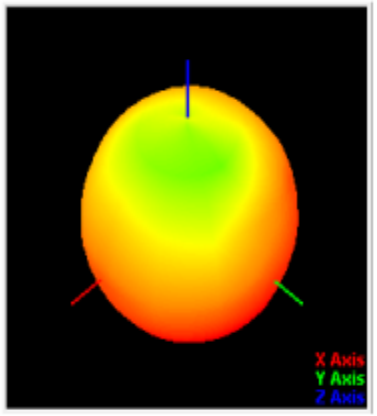 X Axis Y Axis Z Axis	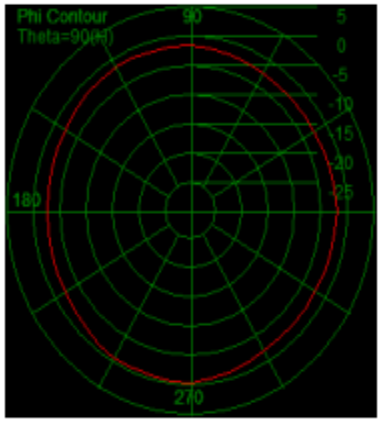 Phi Contour Theta=90(H) 90 180 270 5 0 -5 -10 -15 -20 -25	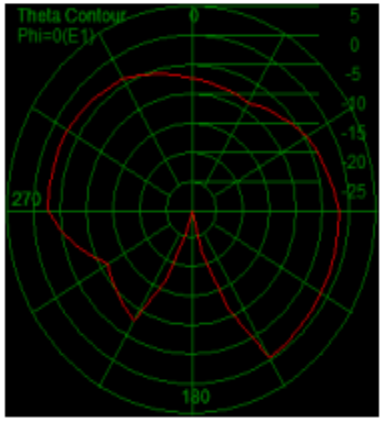 Theta Contour Phi=0(E1) 0 270 180 5 0 -5 -10 -15 -20 -25	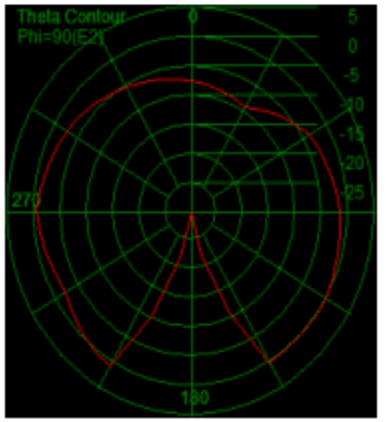 Theta Contour Phi=90(E2) 0 270 180 5 0 -5 -10 -15 -20 -25
2300 M			
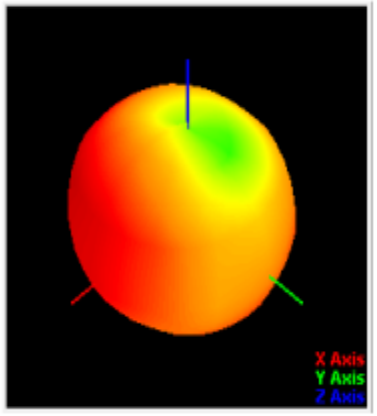 X Axis Y Axis Z Axis	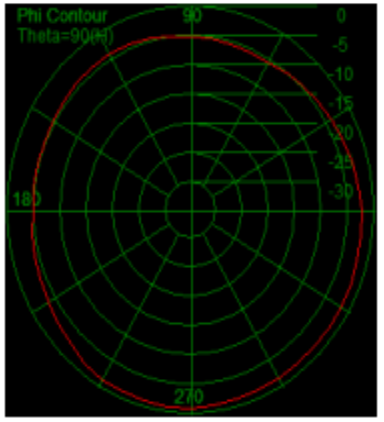 Phi Contour Theta=90(H) 90 180 270 0 -5 -10 -15 -20 -25 -30	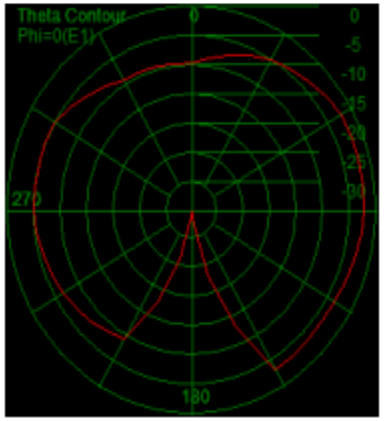 Theta Contour Phi=0(E1) 0 270 180 0 -5 -10 -15 -20 -25 -30	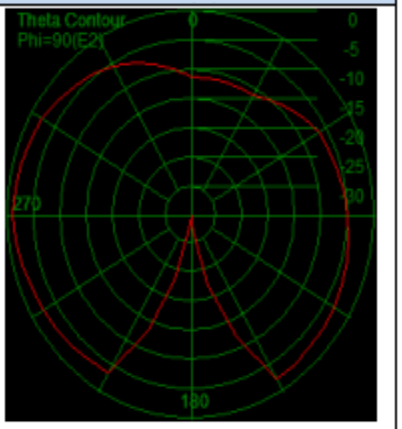 Theta Contour Phi=90(E2) 0 270 180 0 -5 -10 -15 -20 -25 -30

2600 M			
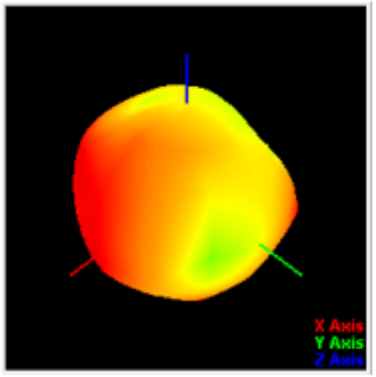 X Axis Y Axis Z Axis	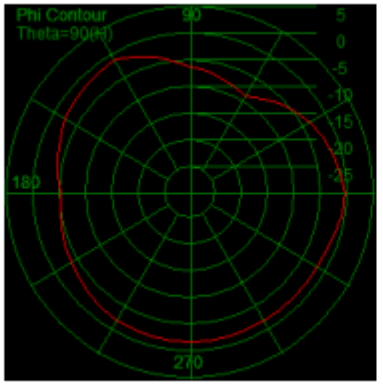 Phi Contour Theta=90(H) 90 180 270 5 0 -5 -10 -15 -20 -25	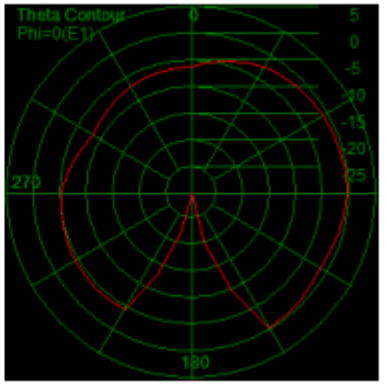 Theta Contour Phi=0(E1) 0 270 180 5 0 -5 -10 -15 -20 -25	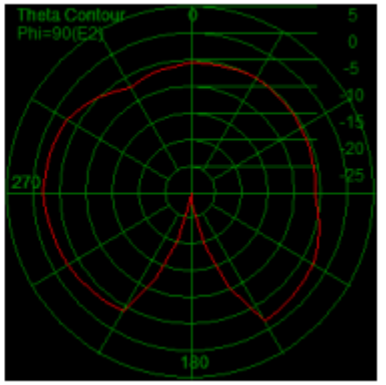 Theta Contour Phi=90(E2) 0 270 180 5 0 -5 -10 -15 -20 -25