Portable Label Printer

3 inch Portable Printer DP30S

USER'S MANUAL

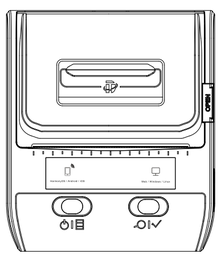

Please read the manual carefully before using, and keep it for future reference

Product Components

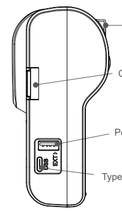

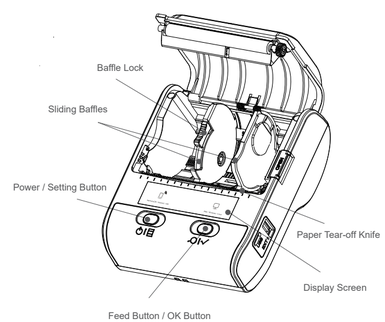

Basic Usage

1.Turn Printer On

Press the Power Button for 1.5 seconds to power on.

2.Install Label

Press "OPEN" button to open the top cover.

Keep printable side face down, insert paper in the center. Toggle down locking buckle of orange baffle, then adjust baffles to ensure the label roll fit snugly, toggle up locking buckle, and close paper cover tightly.

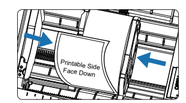

3.Step Up Printer

Printer enters setting status when icon ✲ appears on the top left corner of screen, short press power button to enter, press feed button to make corresponding options.

4.Download Label Editing App

Scan the QR code on printer label to download App (support Apple and Android).

5.Connect Printer with Bluetooth

Turn on phone's Bluetooth and printer, then connect printer on the APP. Click "Print" to enter printing page when finished editing.

6.Auto Power Off

If printer in standby state for a long period, it will power off automatically. The time can be set in the setting interface, and the default value is 15 minutes.

FAQ

In case of poor printing, please use the degreasing cotton dipped in alcohol to gently wipe the printer engine which marked with a red frame in the figure below.

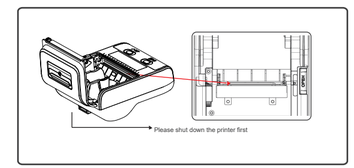

Q: How to connect the printer via phone's Bluetooth?
A: For Android, please make sure mobile phone's Bluetooth & Position turn on, and connect the printer in App, not in the phone settings; For iPhone, please connect directly in the App, not in the phone settings.

Q: Why does the printer work normally, but keeps printing blank labels?
A: Please make sure orientation of the label correct and printable side face down.

Q: Why is the positioning inaccurate when printing transparent labels?
A: When print transparent labels, please set the paper type to "Cardstock / Transparent" before printing, the default is "Label". So please select the paper type to "Cardstock / Transparent" when create a new template, or change it to "Cardstock / Transparent" before printing.

Q: Does the printer support batch printing?
A: Printer supports batch printing of Excel tables, the first row needs column titles, save the excel once done, send it to your mobile phone, then open the file and select "Open in Other App", choose WePrint, next, you can print in batches after binding data.

FCC Statement

This device complies with Part 15 of the FCC Rules. Operation is subject to the following two conditions:
This device may not cause harmful interference, and This device must accept any interference received, including interference that may cause undesired operation.
Warning:
Changes or modifications not expressly approved by the party responsible for compliance could void the user's authority to operate the equipment.

NOTE: This equipment has been tested and found to comply with the limits for a Class B digital device, pursuant to Part 15 of the FCC Rules. These limits are designed to provide reasonable protection against harmful interference in a residential installation. This equipment generates uses and can radiate radio frequency energy and, if not installed and used in accordance with the instructions, may cause harmful interference to radio communications. However, there is no guarantee that interference will not occur in a particular installation. If this equipment does cause harmful interference to radio or television reception, which can be determined by turning the equipment off and on, the user is encouraged to try to correct the interference by one or more of the following measures:

Reorient or relocate the receiving antenna.
Increase the separation between the equipment and receiver.
Connect the equipment into an outlet on a circuit different from that to which the receiver is connected.
Consult the dealer or an experienced radio/TV technician for help.

RF warning statement:
The device has been evaluated to meet general RF exposure requirement.
The device can be used in portable exposure condition without restriction.

Product Parameters

Name	DP30S
Display Type	TFT screen
Print Method	Thermal printing
Resolution	203 dpi
Printable Width	72 mm
Battery Runtime	90~100 m
Print Speed	30~65 mm/s
Battery Capacity	1500 mAh x 2
Charge Time	2~3 h
Charge Mode	5V x 1A mobile phone charger
Label Size	25~80 mm x 11 m (max roll diameter 51 mm)
Label Thickness	0.05~0.2 mm
Dimension	125 x 108 x 61 mm (L x W x H)
Weight	335g (excluding label)
Standard Accessories	User's Manual, Type - C USB cable, Certificate
Operating Temperature	0℃ ~ 45℃
Interface	Bluetooth , USB , WiFi (optional) , 4G (optional)
Command Set	LPAPI
Power Bank	Support

* Allow printer to be charged by a 5V mobile phone charger.

Safety Instruction

⚠ Please confirm the printer paper compartment is clean before using, it may cause damage to the print head during printing process if there is foreign matter in it. If foreign matter is found, please use special cleaner or alcohol to clean paper compartment and print head in time.

⚠ Please turn off the power immediately if a malfunction occurs.

⚠ Please do not disassemble printer by yourself, complicated circuits and devices inside it.

⚠ Please recharge in a cool and ventilated room. Do not expose the printer and power adapter to high temperature, high humidity or put it in water, otherwise short-circuit will cause battery to heat up, emit smoke, deform, damage, or even explode. Please disconnect power when power adapter touches water or other fluid. Please remove the charger immediately when printer or charger emits smoke or smelliness, and be aware of getting scalded.

⚠ Please do not squeeze, shake, disassemble or refit printer and power adapter, and it is strictly forbidden to use the power adapter when the power cord is damaged, otherwise it could result in electric shock, fire, and damage to printer.

⚠ Please hold power adapter when unplugging it, the power cord will be damaged if pull it directly.

⚠ Please do not use printer near flammable materials such as gas stations, fuel warehouses, etc.

Warranty Terms

1. From the date of purchase, the print head is guaranteed for 3 months, and the remaining parts are guaranteed for 12 months.

2. The warranty method is repair, user needs to send the malfunctioning product to sales service center.

3. For products which have exceeded the warranty period, please contact the after-sales service center and pay for the relevant accessories.

4. The warranty service cannot be enjoyed if the following conditions occur during the warranty period.
Damage caused by accident, abuse, misuse, or use of Non-Original consumables;
Disassemble repair or refit the printer without authorized.
Printing cuts off which caused by scratched print head.
The purchase record does not match the serial number of the warranty machine.
Damage to the machine due to human factors or other force majeure.

Editing Software

1. Install Editing Application

Scan the QR code to download label editing App (iOS and Android). Or search App name"**WePrint**" from Google Play or App Store.

2. Print from Computer

Label eidting software for PC, we recommend "WeiDa Online Web" version, edit on browser.

Printer driver installation is required.

SDK files are available.

NB-RED Statement

This product complies with the radio interference requirements of the European Community

Product name: Portable Label Printer
Product model: DP30S
Manufacturer: DeTong Electronic Technology (Jiangsu) Co., Ltd.
Address: Building 18, No.27 Jinxing Road Jinfeng Town, Zhangjiagang, Jiangsu, China
Contact Person: Lynette Wan Email: wancuihe@dotantech.com
Tel: +8613023185187
Frequency Range: 2402-2480MHz
Max. output Power: 20 dbm

SIMPLIFIED EU DECLARATION OF CONFORMITY
The simplified EU declaration of conformity referred to in Article 10(9) shall be rovided as follows: Hereby, DeTong Electronic Technology (Jiangsu) Co., Ltd. declares that radio equipment type thermal label printer (DP30S) is in compliance with Directive 2014/53/EU, and this product is allowed to be used in all EU member states.The full text of the EU declaration of conformity is available at following This product can be used across EU member states.

BATTERY Warning: CAUTION:RISK OF EXPLOSION IF BATTERY IS REPLACED BY AN INCORRECT TYPE DISPOSE OF USED BATTERIES ACCORDING TO THE INSTRUCTIONS