Appendix Test Data

Report No.:	1813C50043212502	Test Sample No.:	1-2-2
Start Test Date:	2025.02.20	Finish Test Date:	2025.02.20
Test Engineer:	Alex Peng	Auditor:	Justin Feng
Temperature:	25.3℃	Relative Humidity:	49%
Pressure:	101kPa		

Appendix A1: 26dB Bandwidth

Test Result

Test Mode	Antenna	Frequency[MHz]	26db EBW [MHz]	FL[MHz]	FH[MHz]	Limit[MHz]	Verdict
11A	Ant1	5180	21.200	5169.320	5190.520	---	---
11A	Ant1	5220	21.360	5209.200	5230.560	---	---
11A	Ant1	5240	21.320	5229.160	5250.480	---	---
11A	Ant1	5745	20.880	5734.400	5755.280	---	---
11A	Ant1	5785	21.280	5774.120	5795.400	---	---
11A	Ant1	5825	21.160	5814.200	5835.360	---	---
11N20SISO	Ant1	5180	21.600	5169.080	5190.680	---	---
11N20SISO	Ant1	5220	21.200	5209.360	5230.560	---	---
11N20SISO	Ant1	5240	21.280	5229.200	5250.480	---	---
11N20SISO	Ant1	5745	21.280	5734.320	5755.600	---	---
11N20SISO	Ant1	5785	21.240	5774.280	5795.520	---	---
11N20SISO	Ant1	5825	21.280	5814.240	5835.520	---	---
11N40SISO	Ant1	5190	39.760	5170.080	5209.840	---	---
11N40SISO	Ant1	5230	39.360	5210.240	5249.600	---	---
11N40SISO	Ant1	5755	39.760	5735.160	5774.920	---	---
11N40SISO	Ant1	5795	39.440	5775.240	5814.680	---	---

Test Graphs

11A-Ant1-5180

11A-Ant1-5220

11A-Ant1-5240

11A-Ant1-5745

11A-Ant1-5785

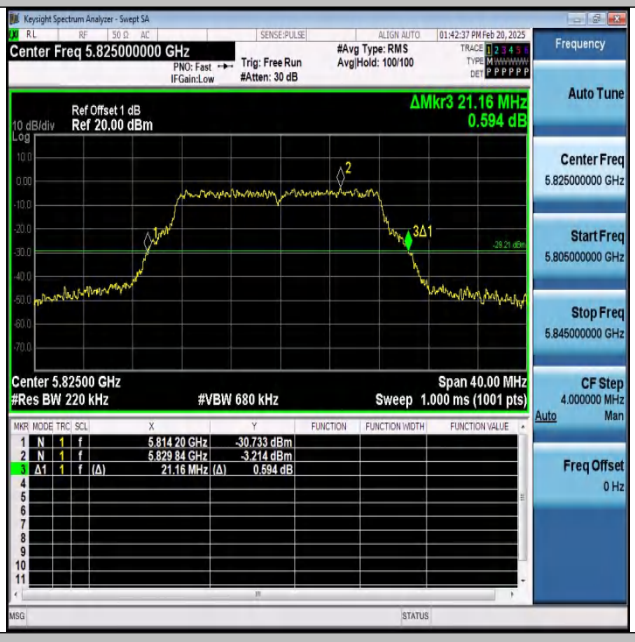

11A-Ant1-5825

11N20SISO-Ant1-5180

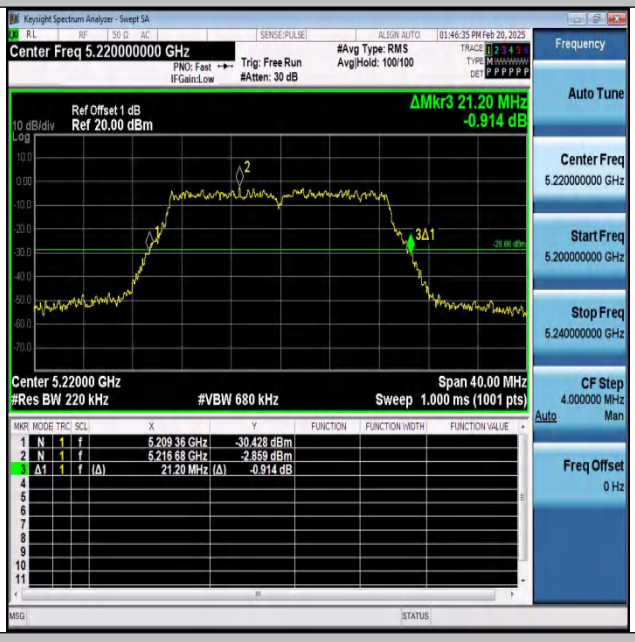

11N20SISO-Ant1-5220

11N20SISO-Ant1-5240

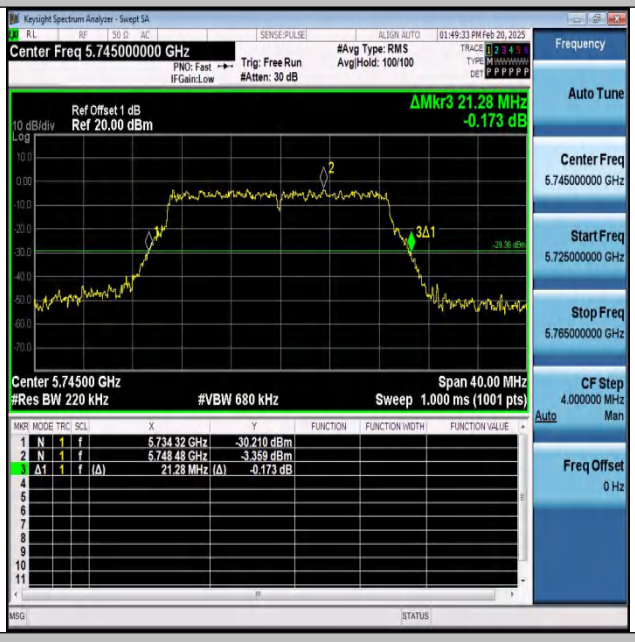

11N20SISO-Ant1-5745

11N20SISO-Ant1-5785

11N20SISO-Ant1-5825

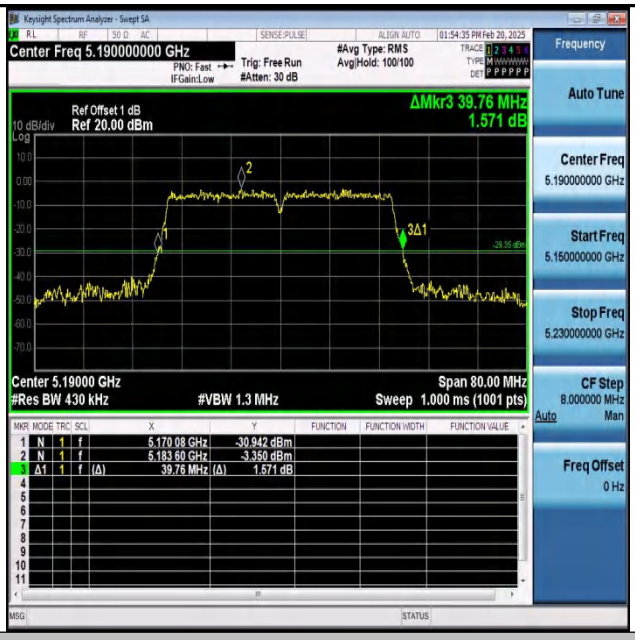

11N40SISO-Ant1-5190

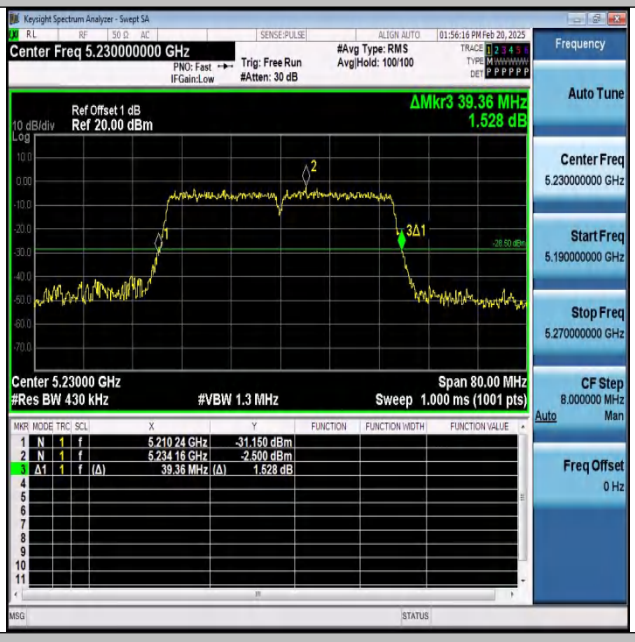

11N40SISO-Ant1-5230

11N40SISO-Ant1-5755

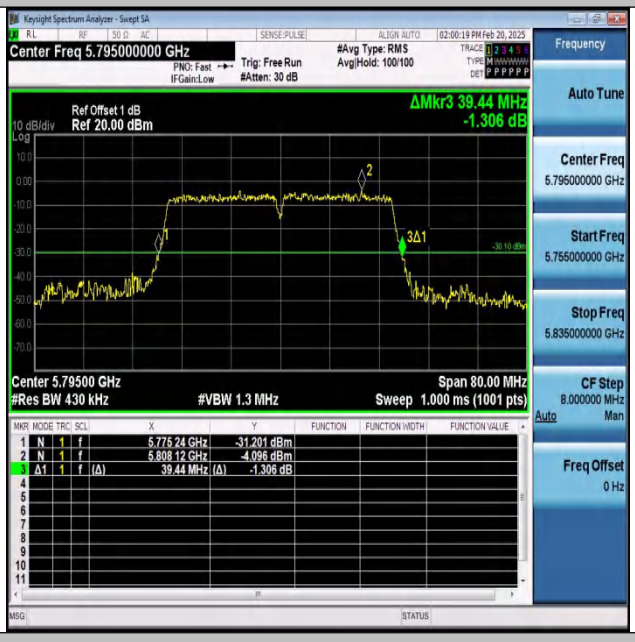

11N40SISO-Ant1-5795

Appendix A2: 99% Occupied Bandwidth

Test Result

Test Mode	Antenna	Frequency[MHz]	OCB [MHz]	FL[MHz]	FH[MHz]	Limit[MHz]	Verdict
11A	Ant1	5180	17.286	5171.1828	5188.4688	---	---
11A	Ant1	5220	17.328	5211.1421	5228.4701	---	---
11A	Ant1	5240	17.355	5231.1489	5248.5039	---	---
11A	Ant1	5745	17.416	5736.0946	5753.5106	---	---
11A	Ant1	5785	17.328	5776.1754	5793.5034	---	---
11A	Ant1	5825	17.300	5816.2118	5833.5118	---	---
11N20SISO	Ant1	5180	18.259	5170.7763	5189.0353	---	---
11N20SISO	Ant1	5220	18.183	5210.7912	5228.9742	---	---
11N20SISO	Ant1	5240	18.217	5230.7367	5248.9537	---	---
11N20SISO	Ant1	5745	18.230	5735.7322	5753.9622	---	---
11N20SISO	Ant1	5785	18.243	5775.7526	5793.9956	---	---
11N20SISO	Ant1	5825	18.227	5815.7541	5833.9811	---	---
11N40SISO	Ant1	5190	36.497	5171.6904	5208.1874	---	---
11N40SISO	Ant1	5230	36.514	5211.6548	5248.1688	---	---
11N40SISO	Ant1	5755	36.571	5736.6246	5773.1956	---	---
11N40SISO	Ant1	5795	36.500	5776.6422	5813.1422	---	---

Test Graphs

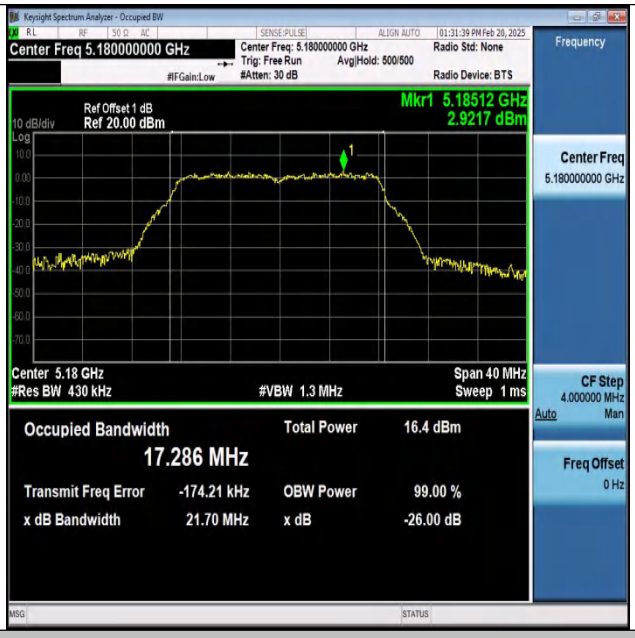

11A-Ant1-5180

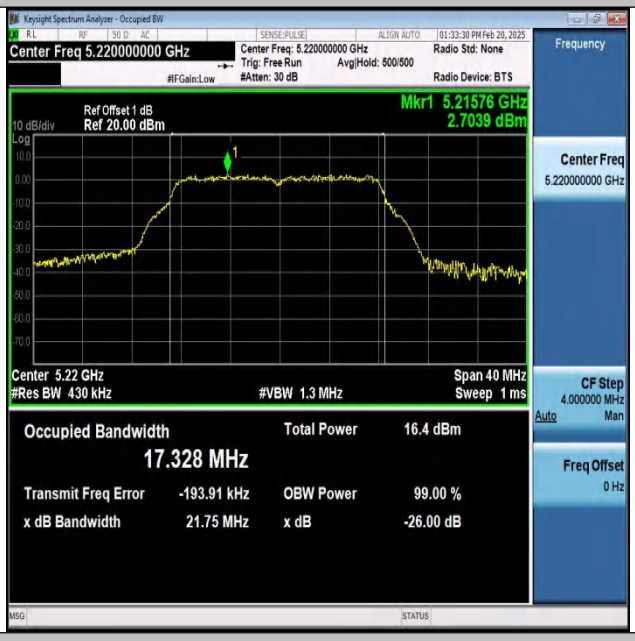

11A-Ant1-5220

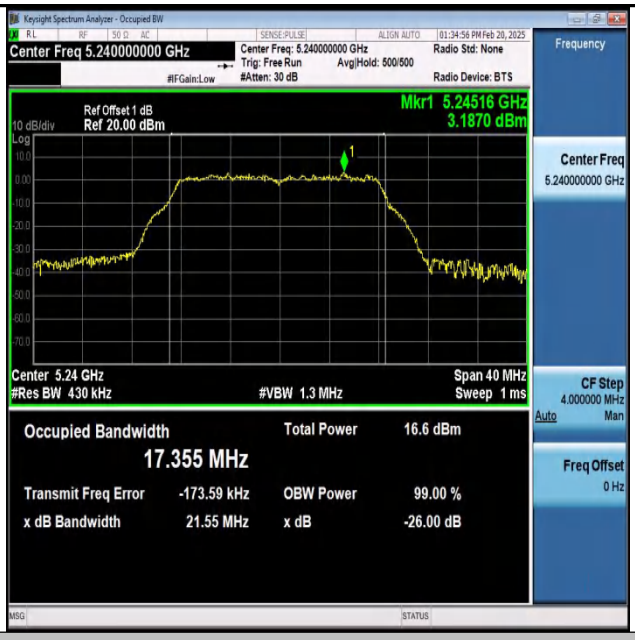

11A-Ant1-5240

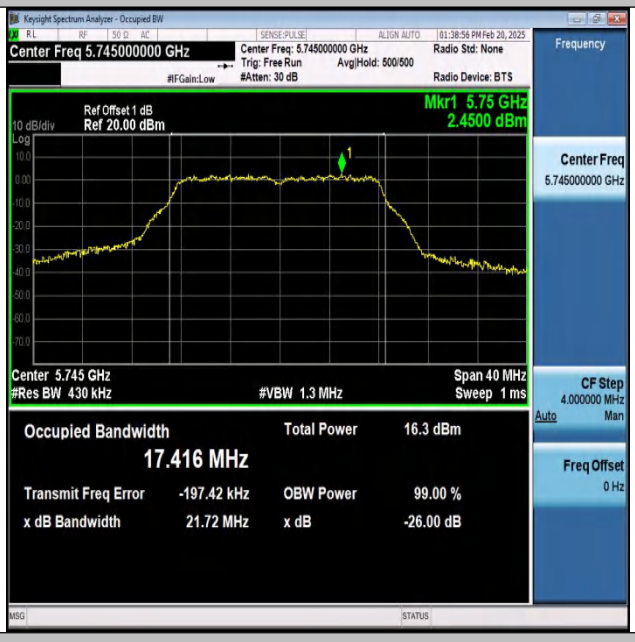

11A-Ant1-5745

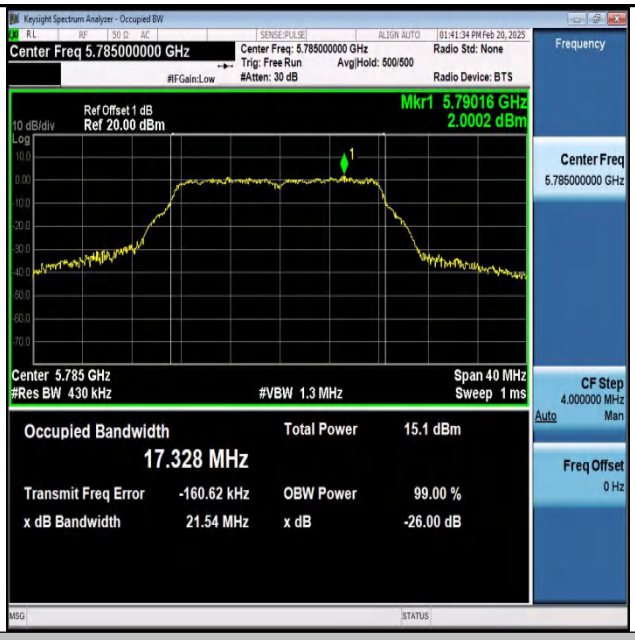

11A-Ant1-5785

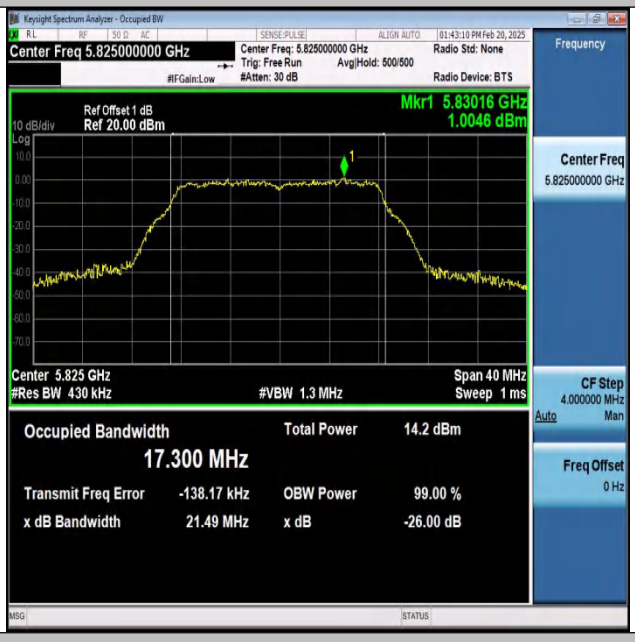

11A-Ant1-5825

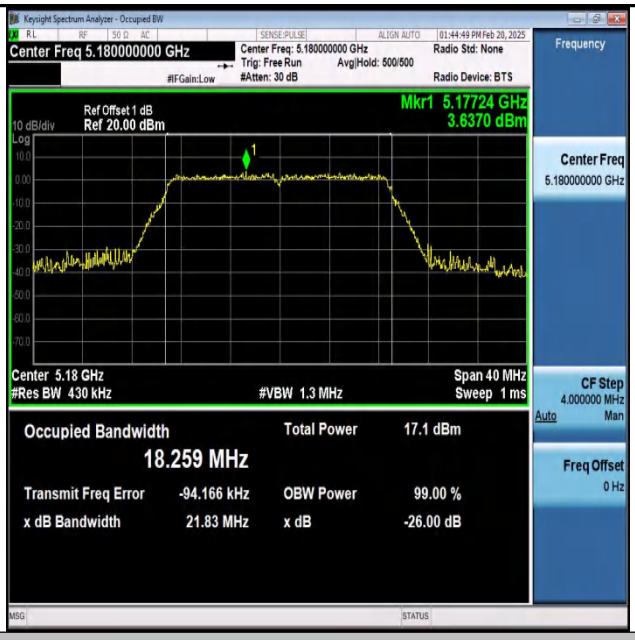

11N20SISO-Ant1-5180

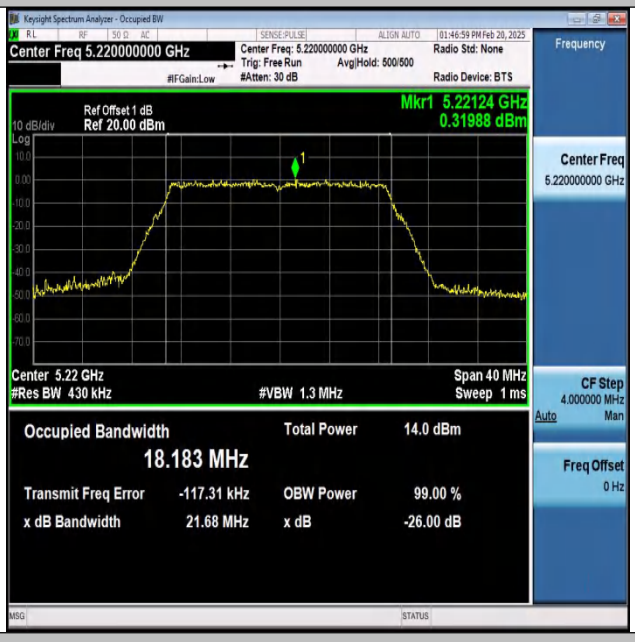

11N20SISO-Ant1-5220

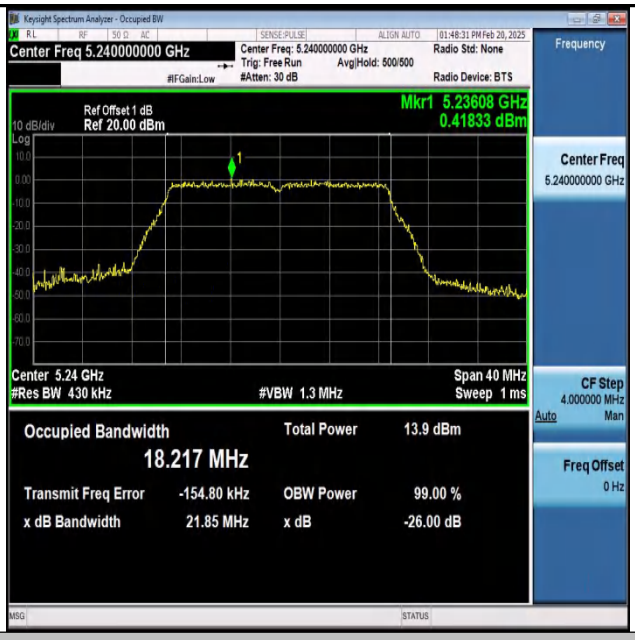

11N20SISO-Ant1-5240

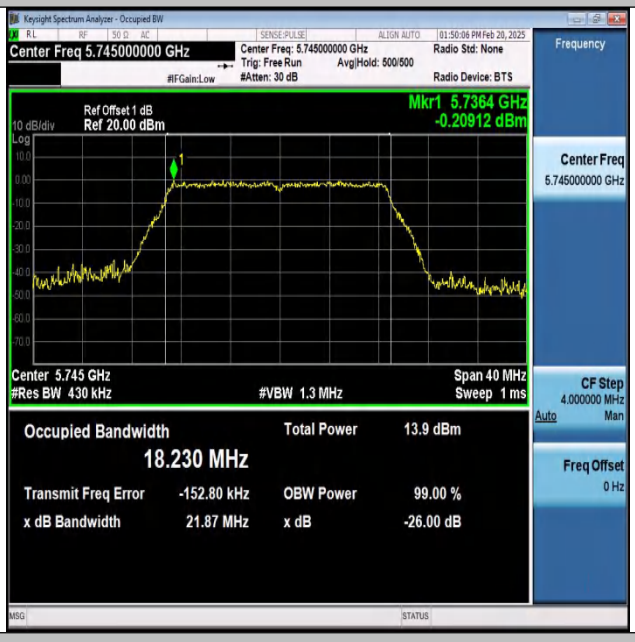

11N20SISO-Ant1-5745

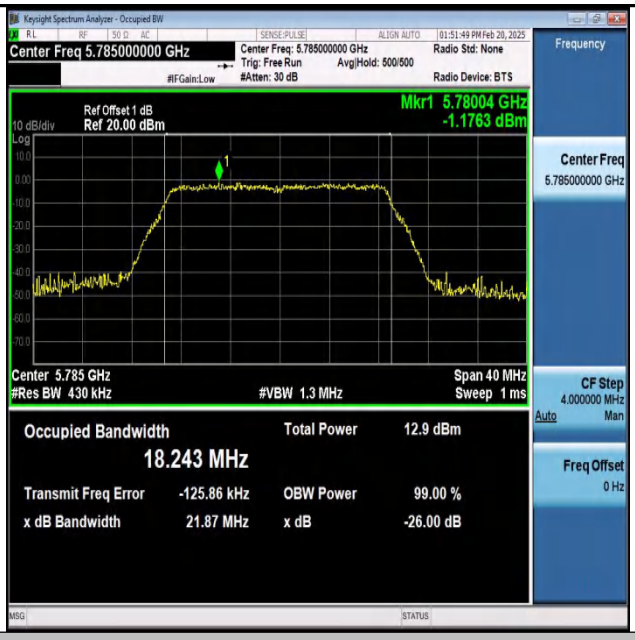

11N20SISO-Ant1-5785

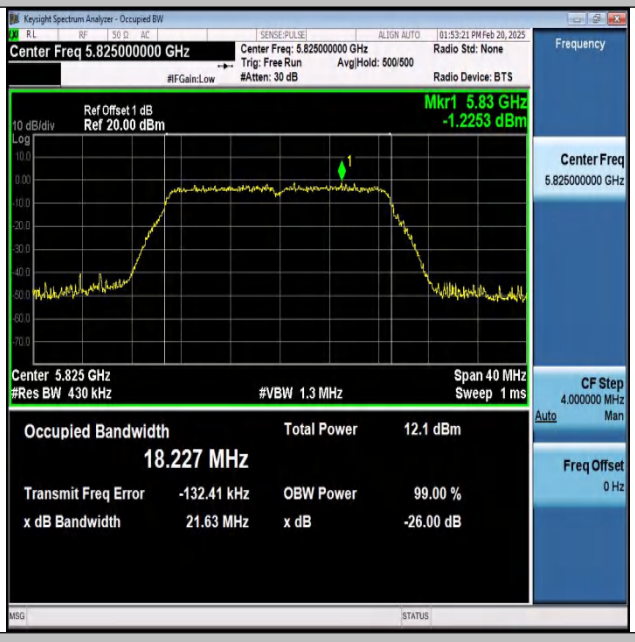

11N20SISO-Ant1-5825

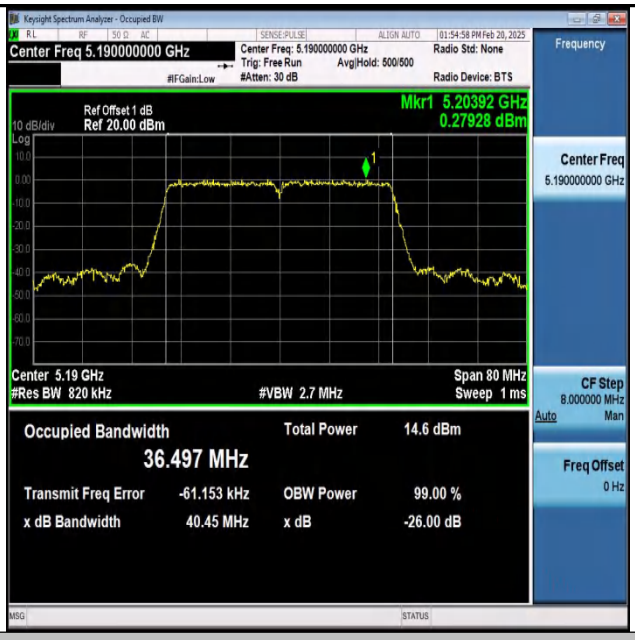

11N40SISO-Ant1-5190

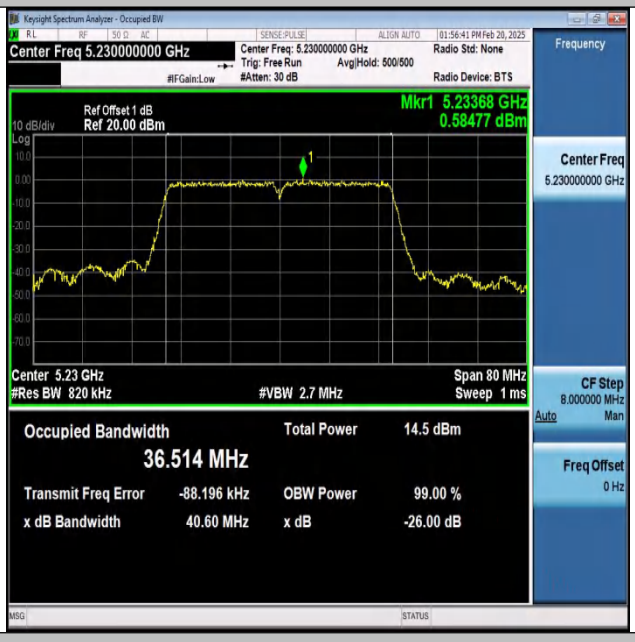

11N40SISO-Ant1-5230

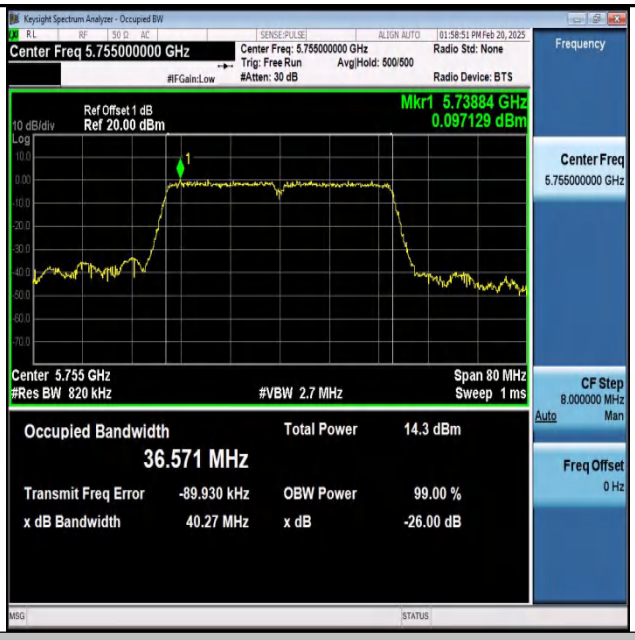

11N40SISO-Ant1-5755

11N40SISO-Ant1-5795

Appendix A3: Minimum 6dB Bandwidth

Test Result B4

Test Mode	Antenna	Frequency[MHz]	6db EBW [MHz]	FL[MHz]	FH[MHz]	Limit[MHz]	Verdict
11A	Ant1	5745	16.400	5736.640	5753.040	0.5	PASS
11A	Ant1	5785	16.400	5776.640	5793.040	0.5	PASS
11A	Ant1	5825	16.360	5816.640	5833.000	0.5	PASS
11N20SISO	Ant1	5745	17.680	5736.000	5753.680	0.5	PASS
11N20SISO	Ant1	5785	17.720	5776.000	5793.720	0.5	PASS
11N20SISO	Ant1	5825	17.680	5816.000	5833.680	0.5	PASS
11N40SISO	Ant1	5755	36.400	5736.680	5773.080	0.5	PASS
11N40SISO	Ant1	5795	36.320	5776.680	5813.000	0.5	PASS

Test Graphs B4

11A-Ant1-5745-PASS

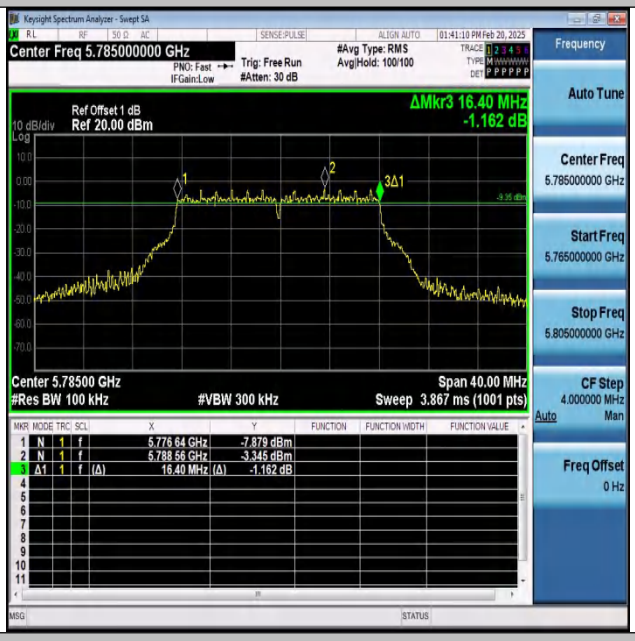

11A-Ant1-5785-PASS

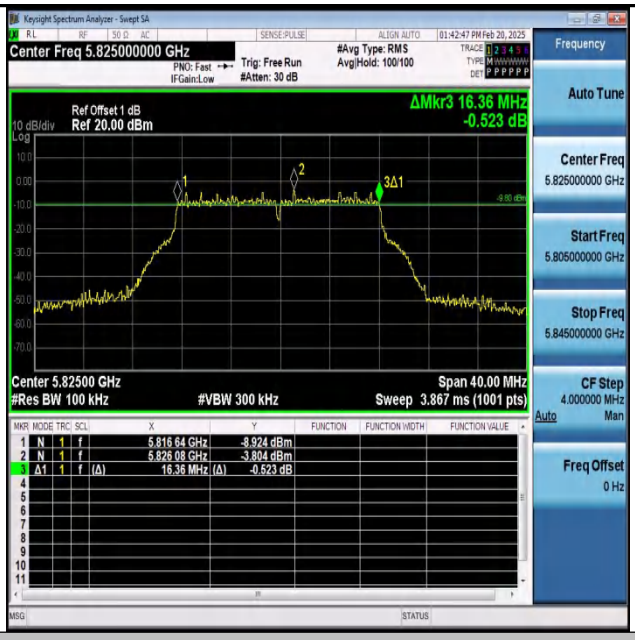

11A-Ant1-5825-PASS

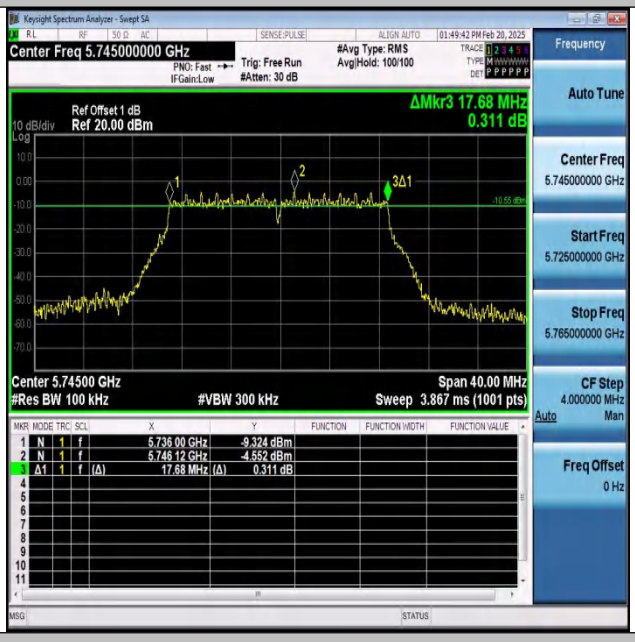

11N20SISO-Ant1-5745-PASS

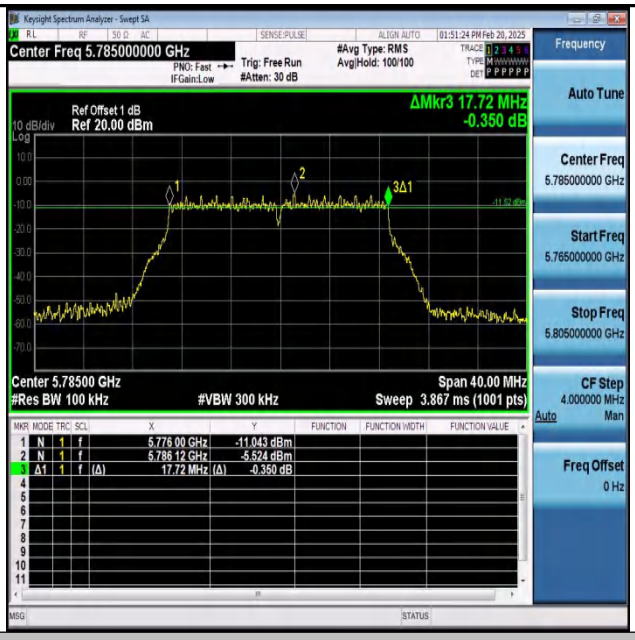

11N20SISO-Ant1-5785-PASS

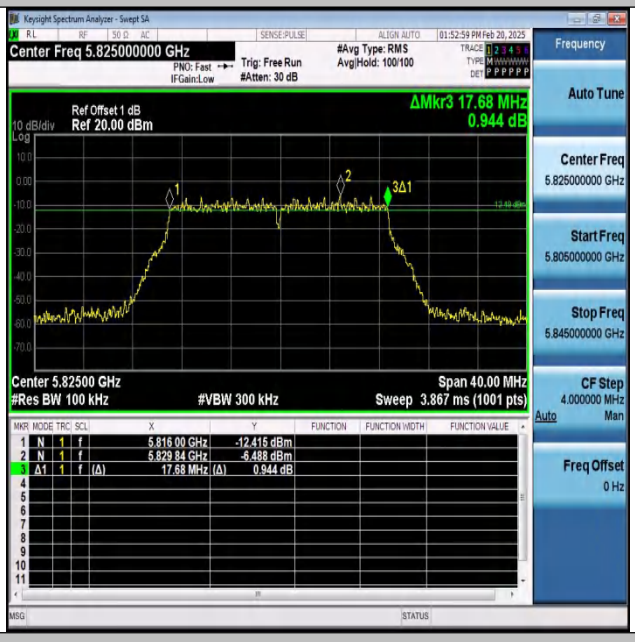

11N20SISO-Ant1-5825-PASS

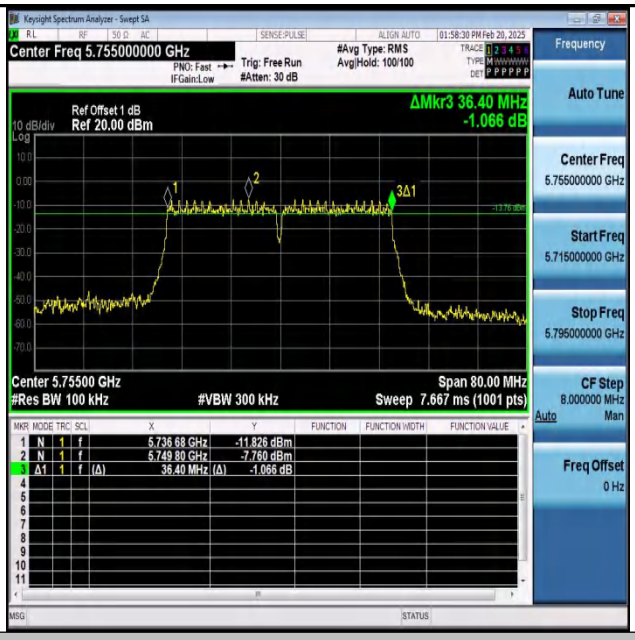

11N40SISO-Ant1-5755-PASS

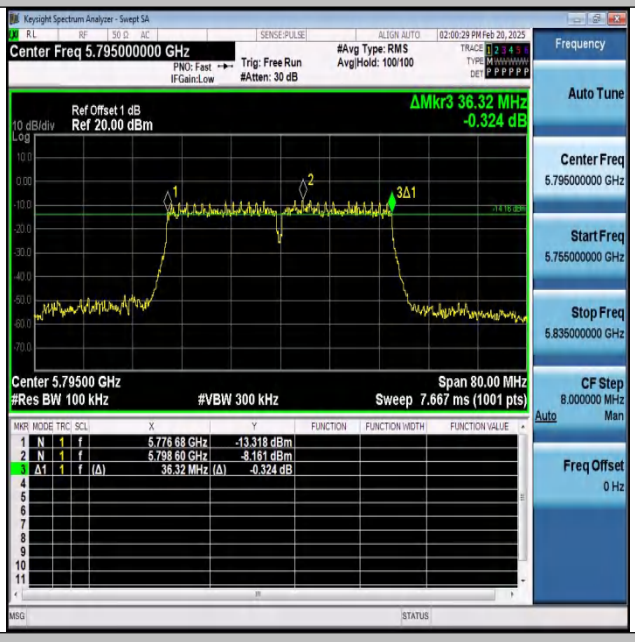

11N40SISO-Ant1-5795-PASS

Appendix B: Duty Cycle

Test Result

Test Mode	Antenna	Frequency[MHz]	Transmission Duration [ms]	Transmission Period [ms]	Duty Cycle [%]	Dc Factor [dB]	1/T
11A	Ant1	5180	0.48	0.58	82.76	0.82	2.08
11A	Ant1	5220	0.48	0.58	82.76	0.82	2.08
11A	Ant1	5240	0.48	0.58	82.76	0.82	2.08
11A	Ant1	5745	0.47	0.57	82.46	0.84	2.13
11A	Ant1	5785	0.48	0.58	82.76	0.82	2.08
11A	Ant1	5825	0.48	0.58	82.76	0.82	2.08
11N20SISO	Ant1	5180	0.16	0.26	61.54	2.11	6.25
11N20SISO	Ant1	5220	0.16	0.26	61.54	2.11	6.25
11N20SISO	Ant1	5240	0.16	0.26	61.54	2.11	6.25
11N20SISO	Ant1	5745	0.16	0.26	61.54	2.11	6.25
11N20SISO	Ant1	5785	0.16	0.26	61.54	2.11	6.25
11N20SISO	Ant1	5825	0.17	0.26	65.38	1.85	5.88
11N40SISO	Ant1	5190	0.10	0.20	50.00	3.01	10.00
11N40SISO	Ant1	5230	0.10	0.20	50.00	3.01	10.00
11N40SISO	Ant1	5755	0.10	0.20	50.00	3.01	10.00
11N40SISO	Ant1	5795	0.10	0.20	50.00	3.01	10.00

Test Graphs

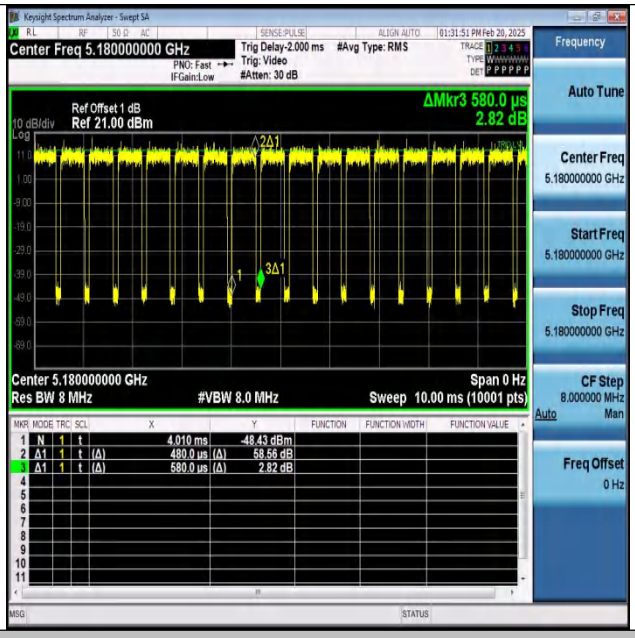

NTNV-11A-Ant1-5180

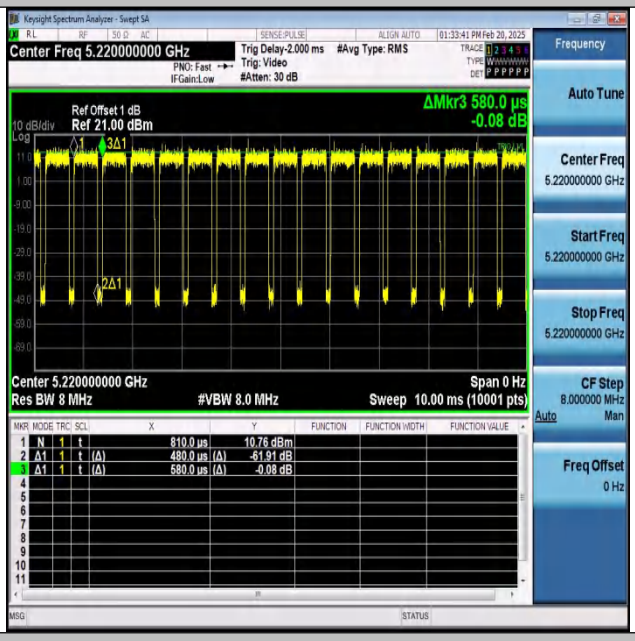

NTNV-11A-Ant1-5220

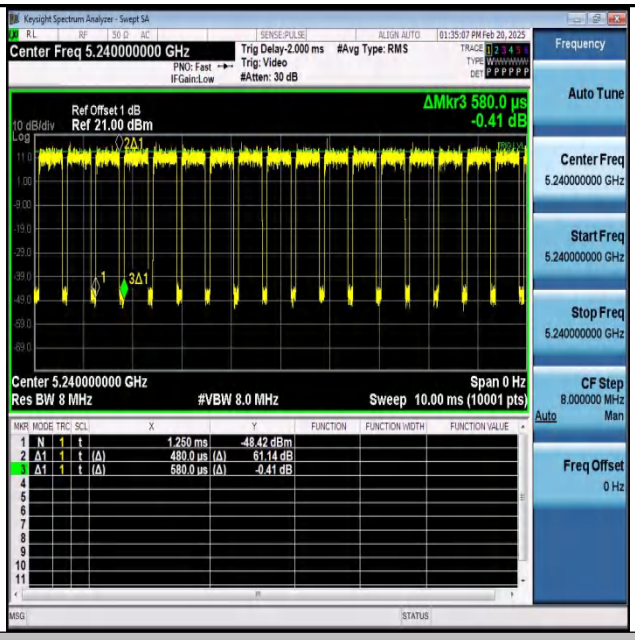

NTNV-11A-Ant1-5240

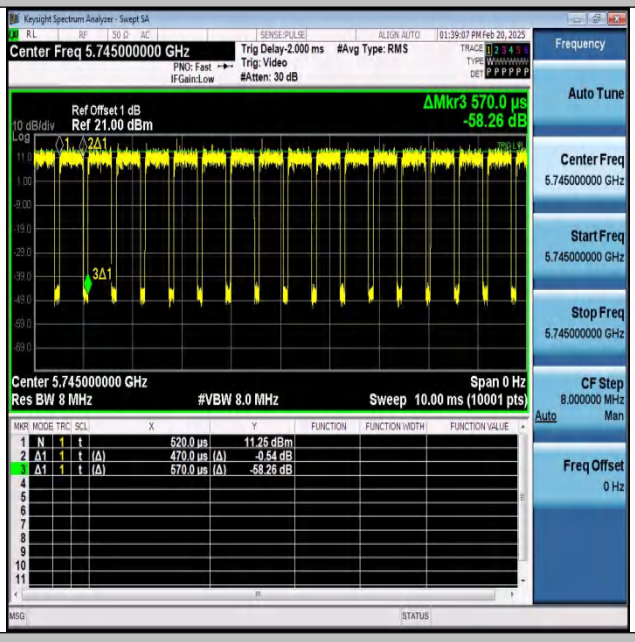

NTNV-11A-Ant1-5745

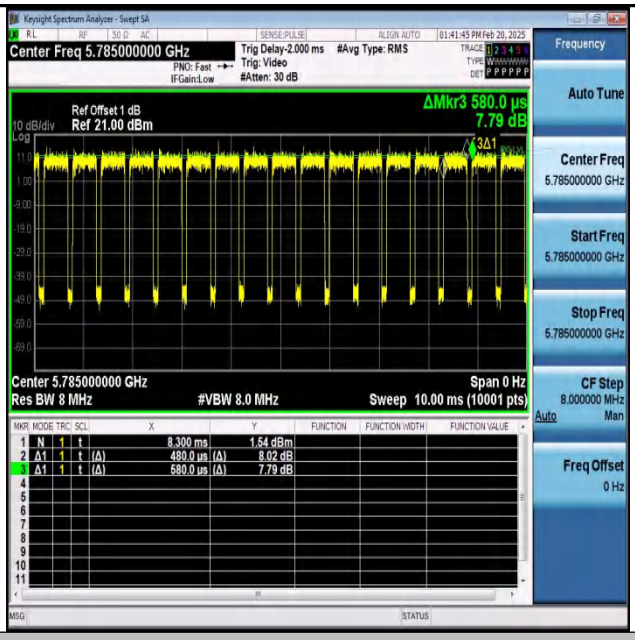

NTNV-11A-Ant1-5785

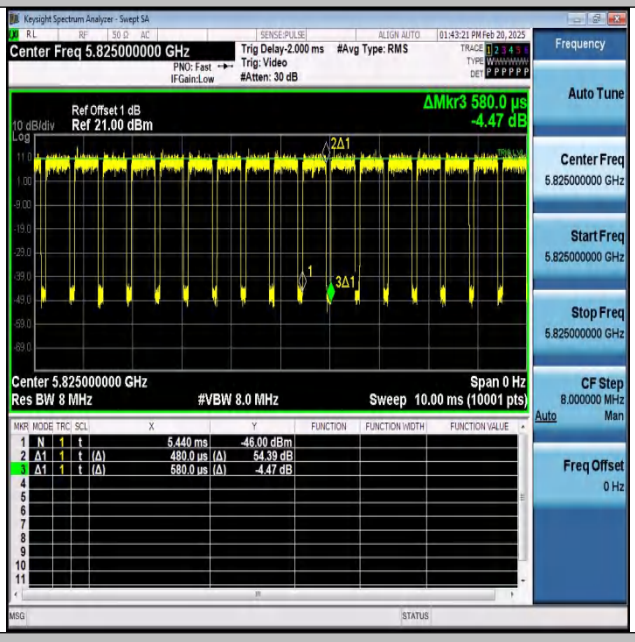

NTNV-11A-Ant1-5825

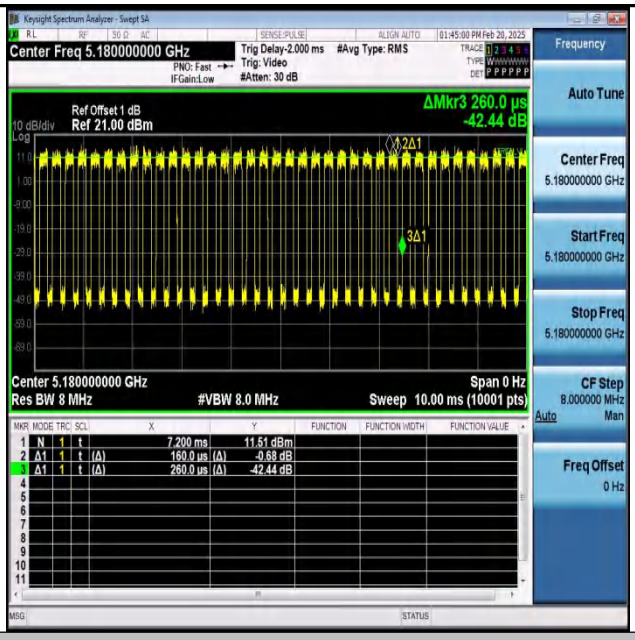

NTNV-11N20SISO-Ant1-5180

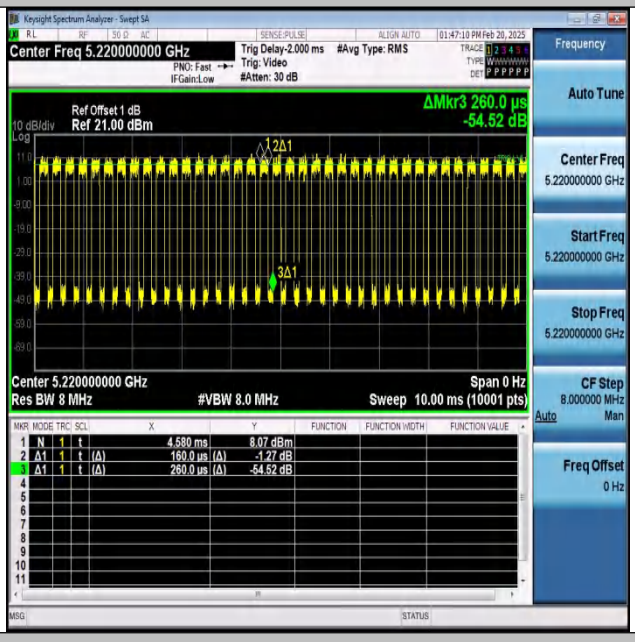

NTNV-11N20SISO-Ant1-5220

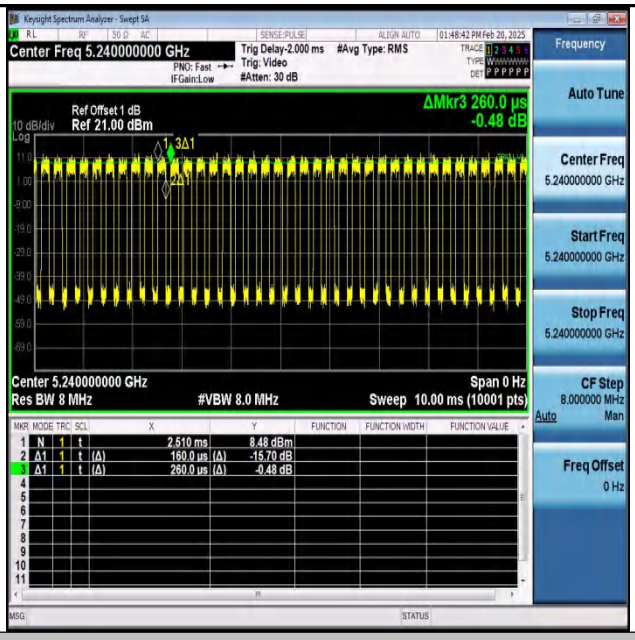

NTNV-11N20SISO-Ant1-5240

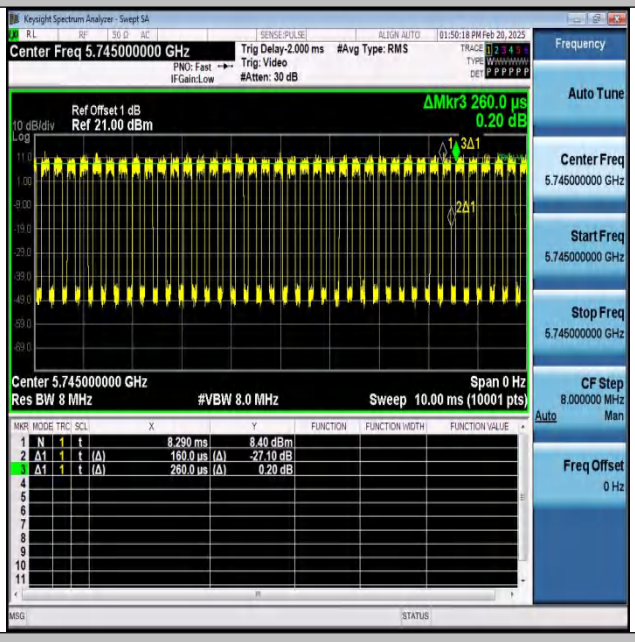

NTNV-11N20SISO-Ant1-5745

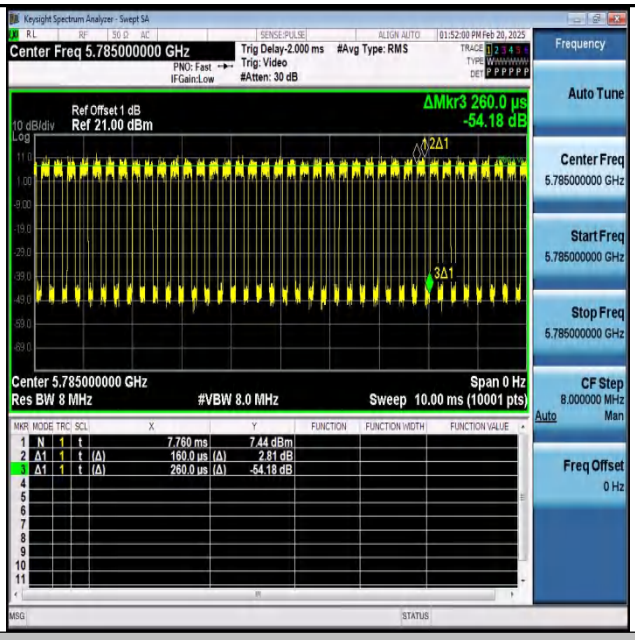

NTNV-11N20SISO-Ant1-5785

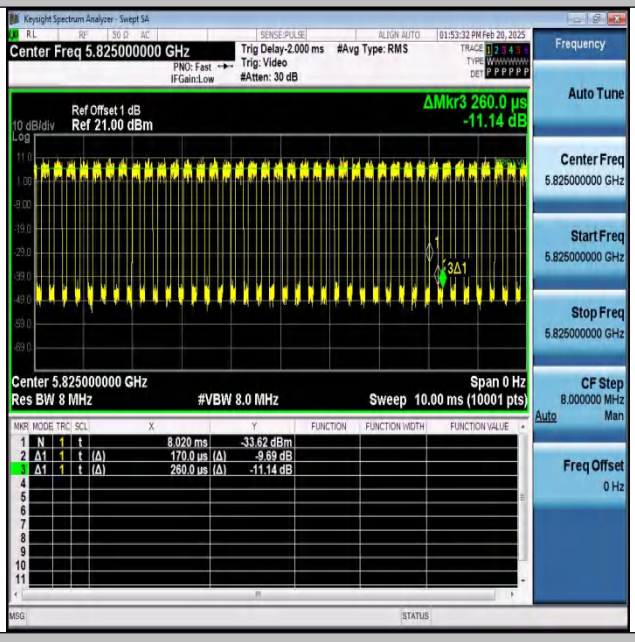

NTNV-11N20SISO-Ant1-5825

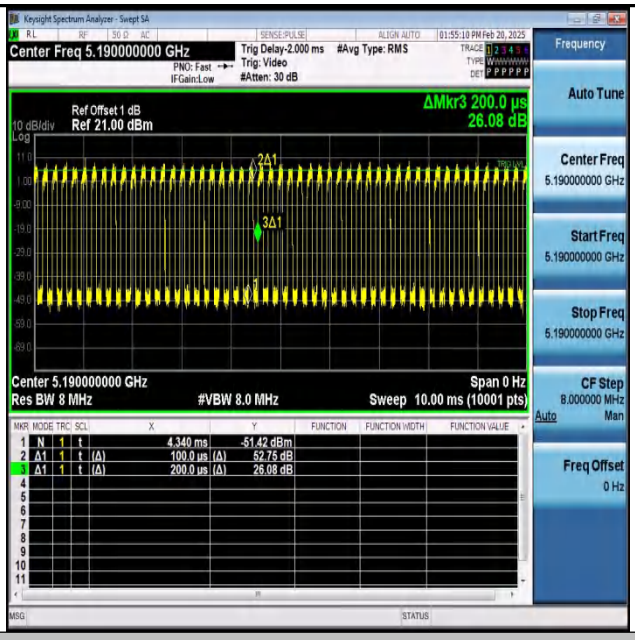

NTNV-11N40SISO-Ant1-5190

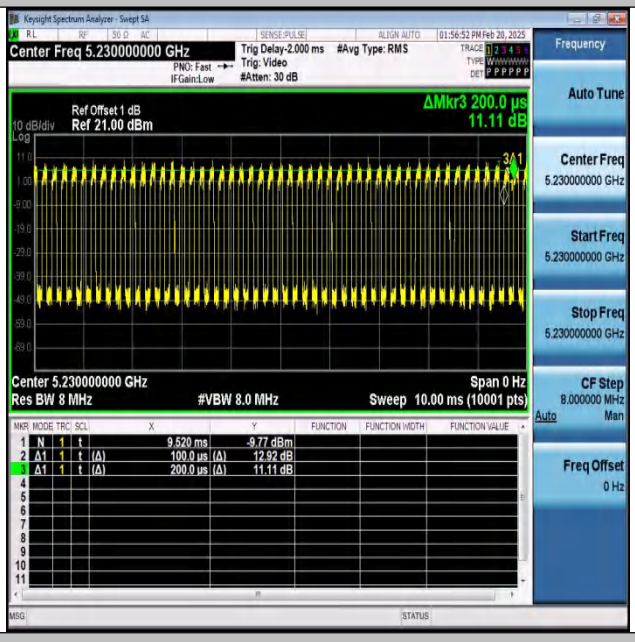

NTNV-11N40SISO-Ant1-5230

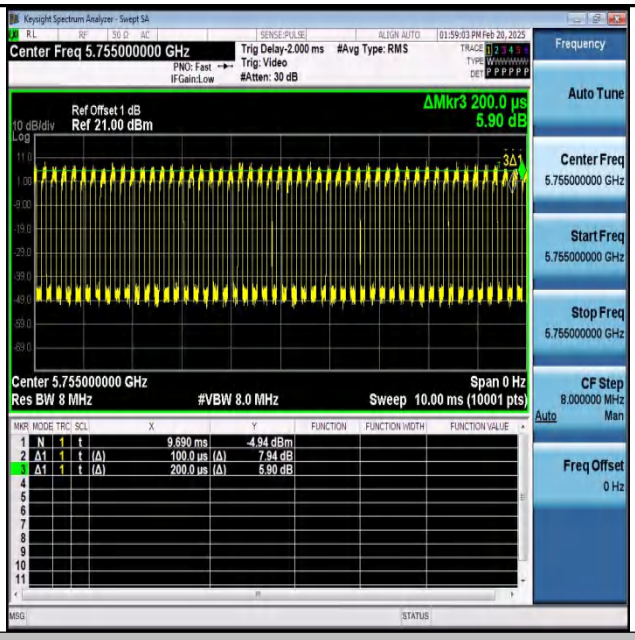

NTNV-11N40SISO-Ant1-5755

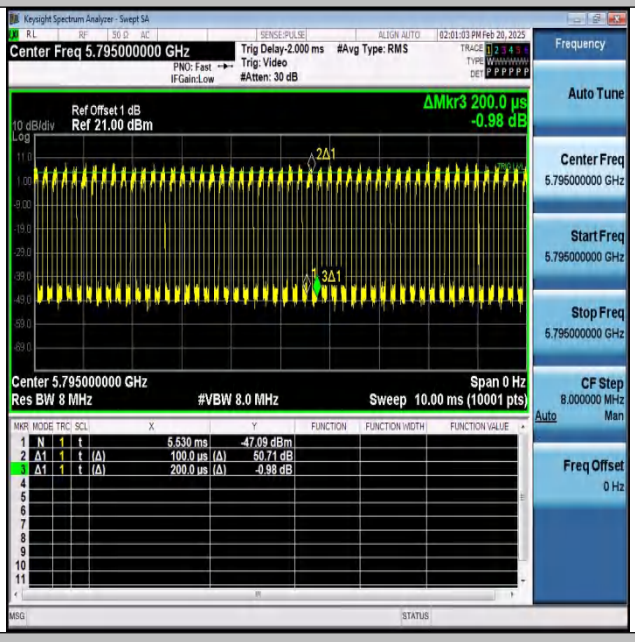

NTNV-11N40SISO-Ant1-5795

Appendix C: Maximum Conducted Output Power

Test Result Channel Power

Test Mode	Antenna	Frequency [MHz]	Set Power	Channel Power [dBm]	Duty Cycle [%]	DC Factor [dB]	Result [dBm]	Limit [dBm]	Verdict
11A	Ant1	5180	---	14.54	82.76	0.82	**15.36**	≤23.98	PASS
11A	Ant1	5220	---	14.34	82.76	0.82	15.16	≤23.98	PASS
11A	Ant1	5240	---	14.46	82.76	0.82	15.28	≤23.98	PASS
11A	Ant1	5745	---	14.37	82.46	0.84	**15.21**	≤30.00	PASS
11A	Ant1	5785	---	13.19	82.76	0.82	14.01	≤30.00	PASS
11A	Ant1	5825	---	12.15	82.76	0.82	12.97	≤30.00	PASS
11N20SISO	Ant1	5180	---	12.37	61.54	2.11	14.48	≤23.98	PASS
11N20SISO	Ant1	5220	---	11.95	61.54	2.11	14.06	≤23.98	PASS
11N20SISO	Ant1	5240	---	11.81	61.54	2.11	13.92	≤23.98	PASS
11N20SISO	Ant1	5745	---	12.03	61.54	2.11	14.14	≤30.00	PASS
11N20SISO	Ant1	5785	---	10.92	61.54	2.11	13.03	≤30.00	PASS
11N20SISO	Ant1	5825	---	10.22	65.38	1.85	12.07	≤30.00	PASS
11N40SISO	Ant1	5190	---	11.96	50.00	3.01	14.97	≤23.98	PASS
11N40SISO	Ant1	5230	---	11.91	50.00	3.01	14.92	≤23.98	PASS
11N40SISO	Ant1	5755	---	11.65	50.00	3.01	14.66	≤30.00	PASS
11N40SISO	Ant1	5795	---	11.06	50.00	3.01	14.07	≤30.00	PASS

Note：1.The Duty Cycle Factor and cable loss are compensated in the graph.

Test Graphs Channel Power

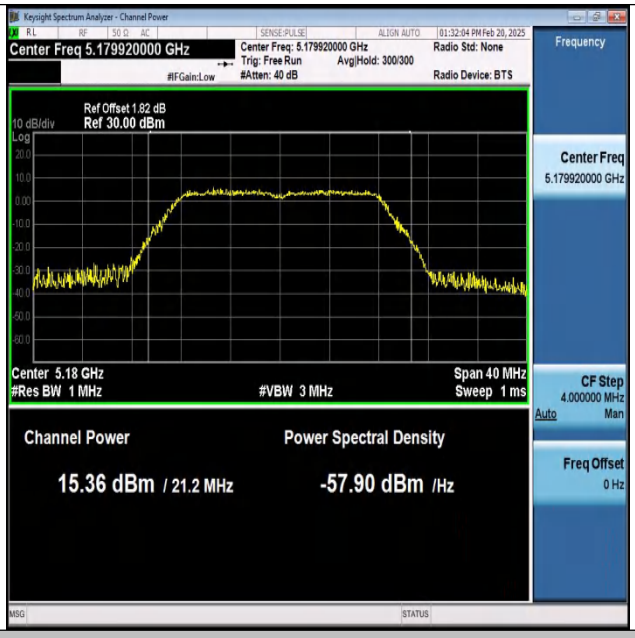

11A-Ant1-5180-PASS

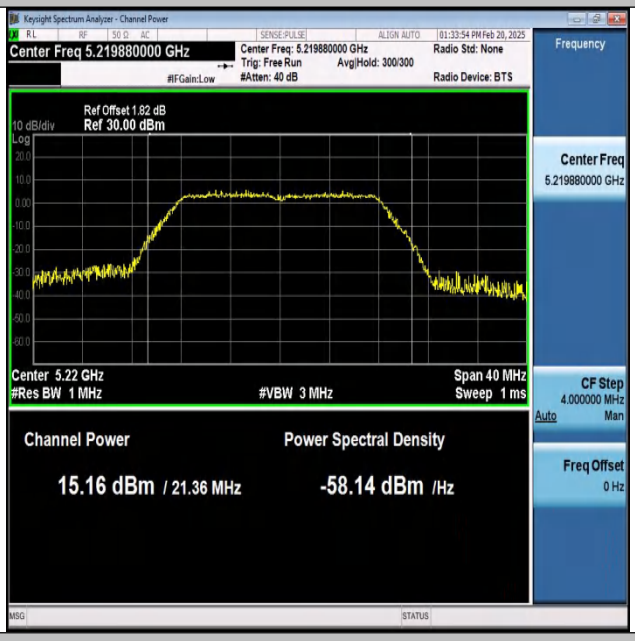

11A-Ant1-5220-PASS

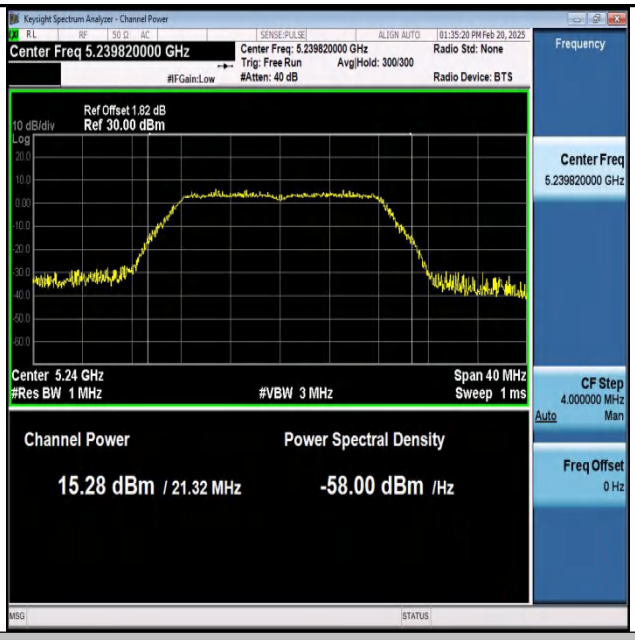

11A-Ant1-5240-PASS

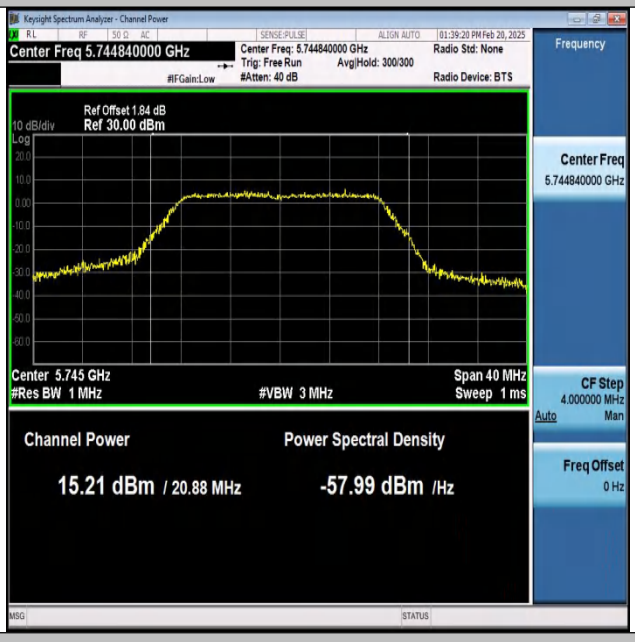

11A-Ant1-5745-PASS

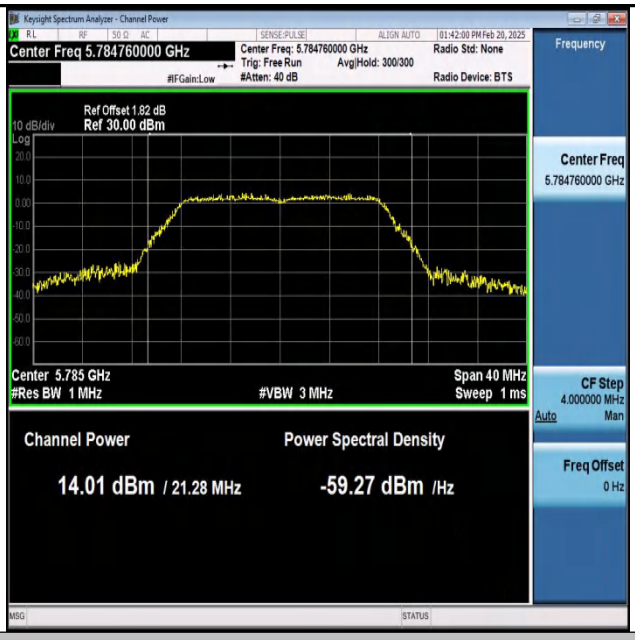

11A-Ant1-5785-PASS

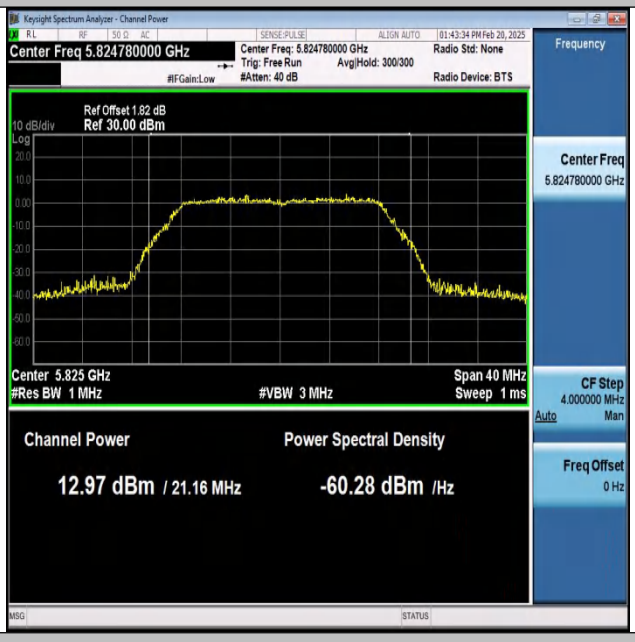

11A-Ant1-5825-PASS

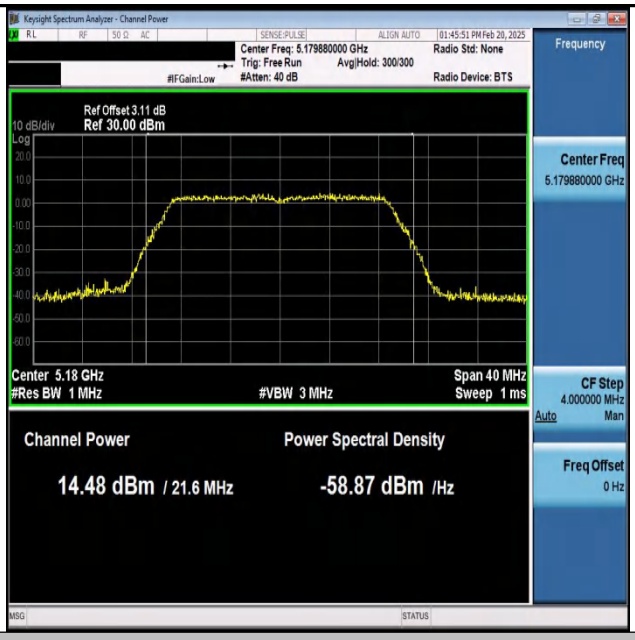

11N20SISO-Ant1-5180-PASS

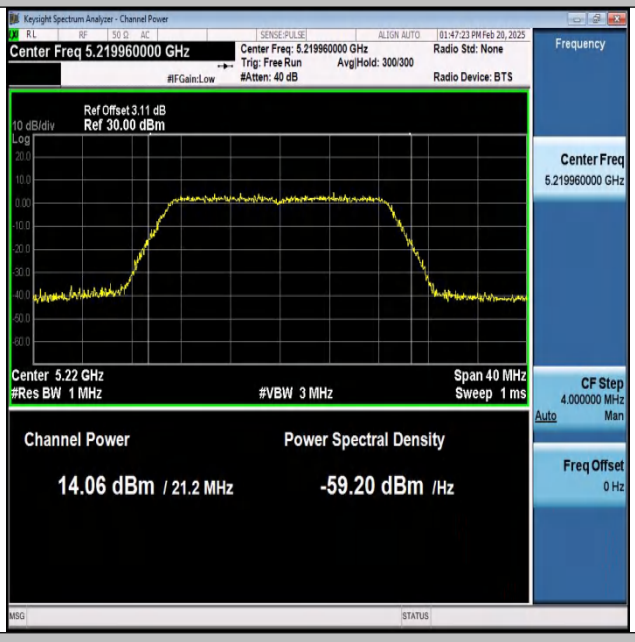

11N20SISO-Ant1-5220-PASS

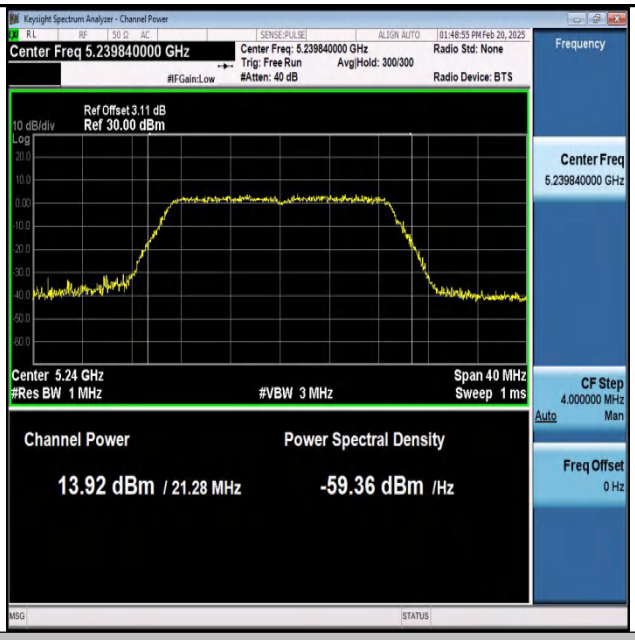

11N20SISO-Ant1-5240-PASS

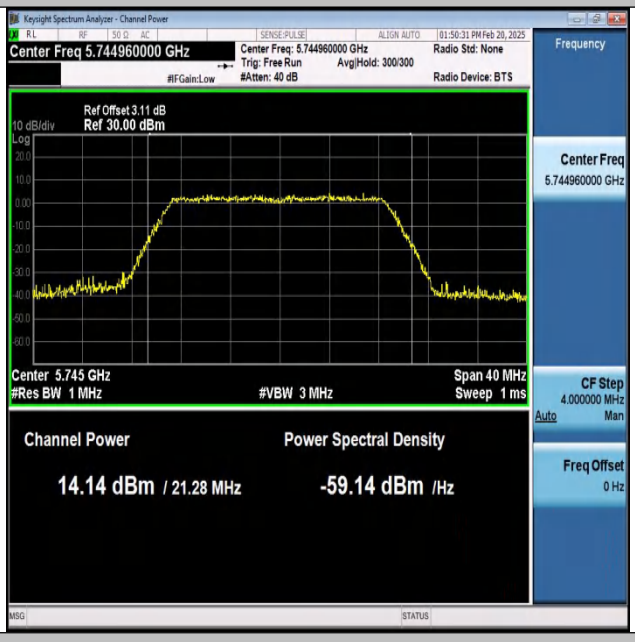

11N20SISO-Ant1-5745-PASS

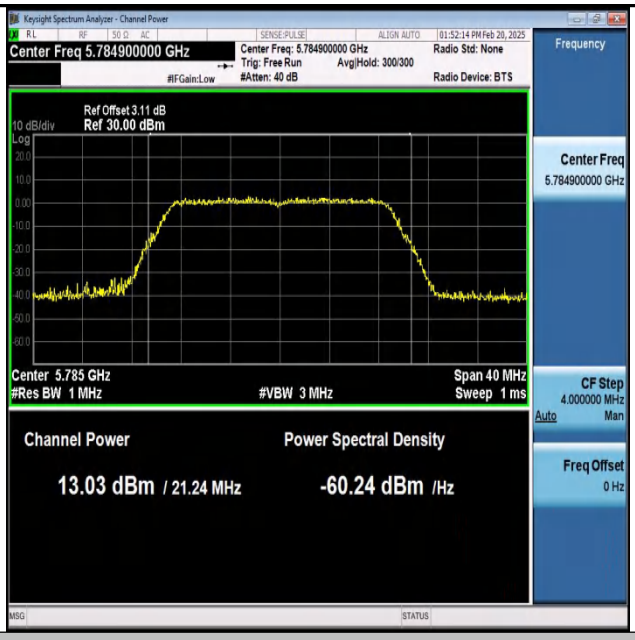

11N20SISO-Ant1-5785-PASS

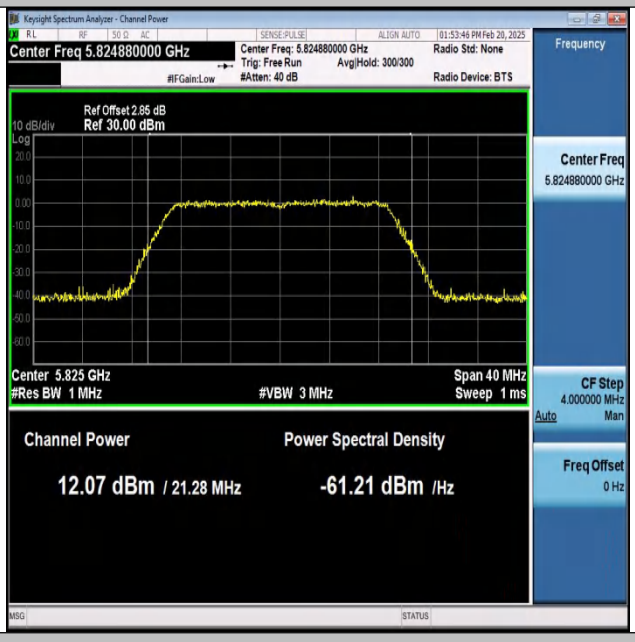

11N20SISO-Ant1-5825-PASS

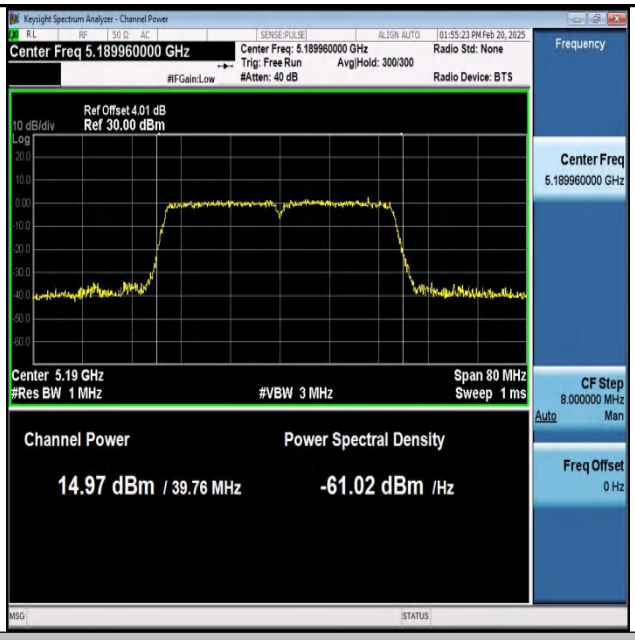

11N40SISO-Ant1-5190-PASS

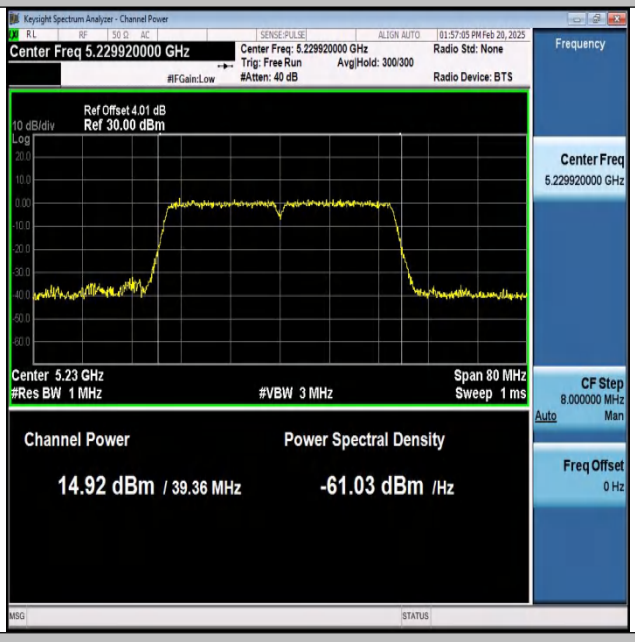

11N40SISO-Ant1-5230-PASS

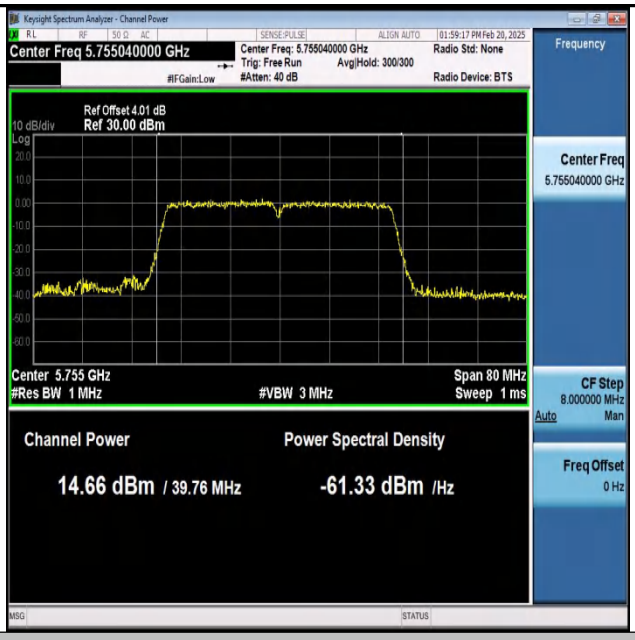

11N40SISO-Ant1-5755-PASS

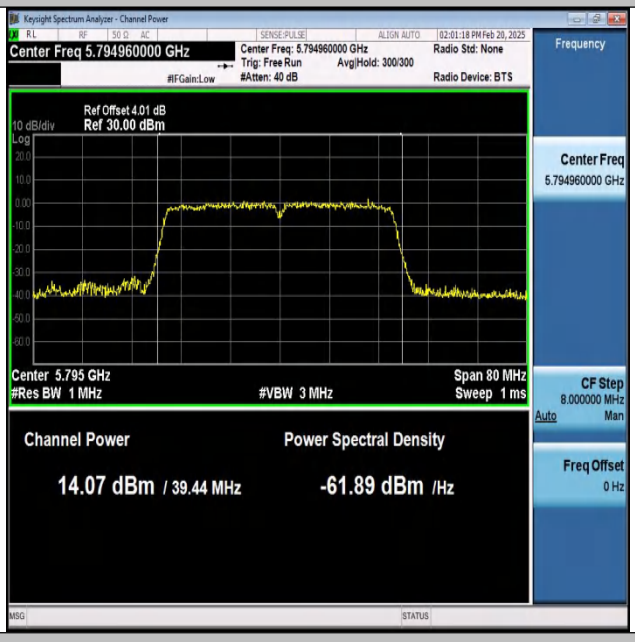

11N40SISO-Ant1-5795-PASS

Appendix D: Maximum Power Spectral Density

Test Result-B1

Test Mode	Antenna	Frequency[MHz]	Result [dBm/MHz]	Limit[dBm/MHz]	Verdict
11A	Ant1	5180	-1.20	≤11.00	PASS
11A	Ant1	5220	-1.23	≤11.00	PASS
11A	Ant1	5240	-1.31	≤11.00	PASS
11N20SISO	Ant1	5180	-3.80	≤11.00	PASS
11N20SISO	Ant1	5220	-4.13	≤11.00	PASS
11N20SISO	Ant1	5240	-4.44	≤11.00	PASS
11N40SISO	Ant1	5190	-6.53	≤11.00	PASS
11N40SISO	Ant1	5230	-7.10	≤11.00	PASS

Note：1.The Duty Cycle Factor and cable loss are compensated in the graph.

Test Result-B4

Test Mode	Antenna	Frequency [MHz]	Result [dBm/300KHz]	Final Result [dBm/500KHz]	Limit [dBm/500KHz]	Verdict
11A	Ant1	5745	-4.36	-2.14	≤30.00	PASS
11A	Ant1	5785	-5.46	-3.24	≤30.00	PASS
11A	Ant1	5825	-6.56	-4.34	≤30.00	PASS
11N20SISO	Ant1	5745	-6.49	-4.27	≤30.00	PASS
11N20SISO	Ant1	5785	-7.25	-5.03	≤30.00	PASS
11N20SISO	Ant1	5825	-8.23	-6.01	≤30.00	PASS
11N40SISO	Ant1	5755	-9.10	-6.88	≤30.00	PASS
11N40SISO	Ant1	5795	-9.64	-7.42	≤30.00	PASS

Note：1.The Duty Cycle Factor and cable loss are compensated in the graph.

2. Final Result [dBm/500KHz]=Result [dBm/300KHz]+10*LOG10(500/300)

Test Graphs

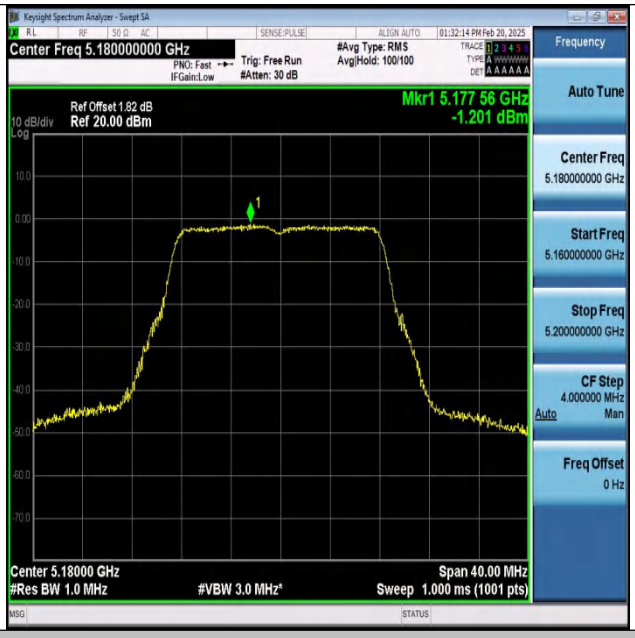

11A-Ant1-5180-PASS

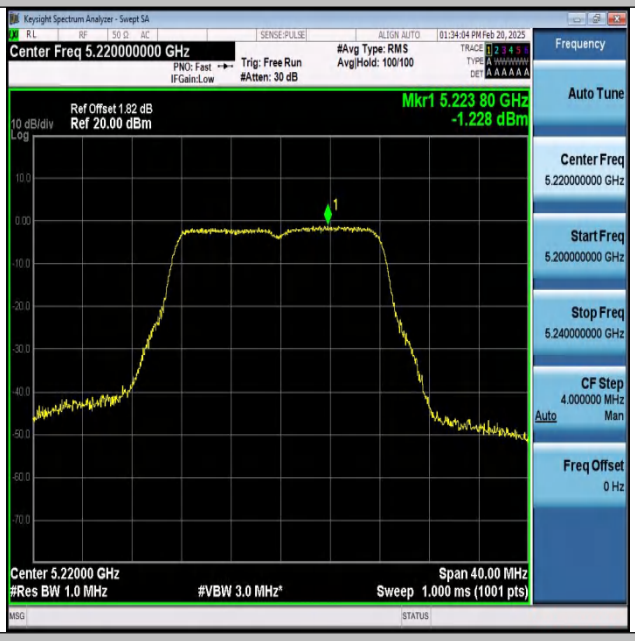

11A-Ant1-5220-PASS

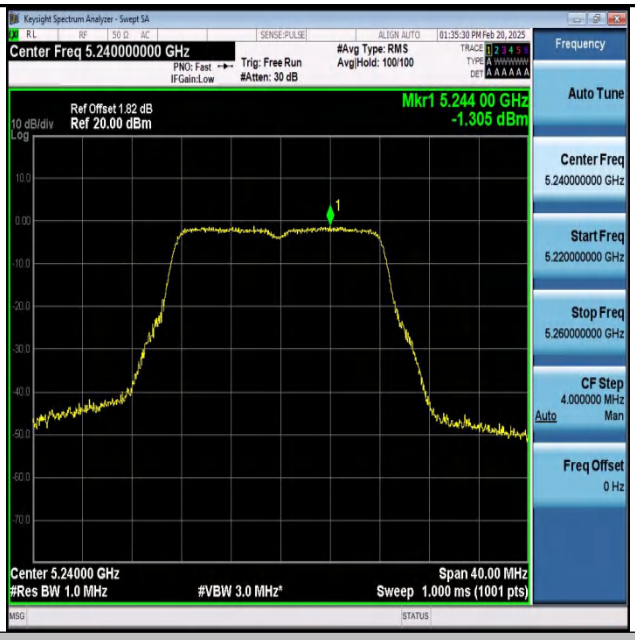

11A-Ant1-5240-PASS

11A-Ant1-5745-PASS

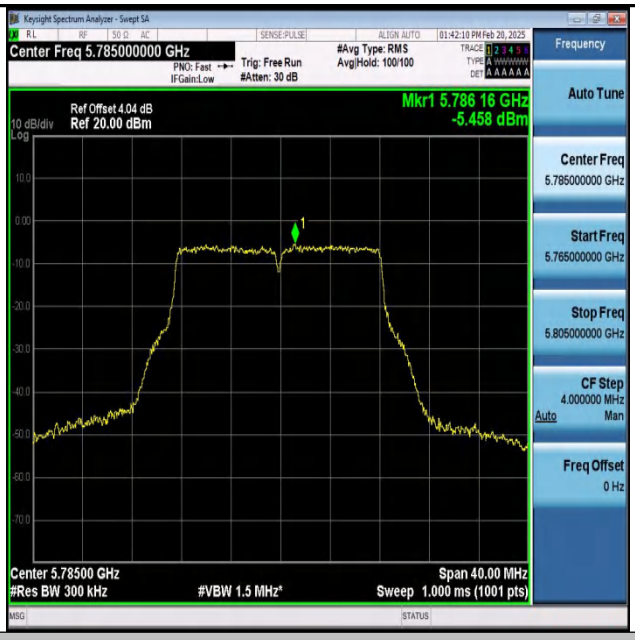

11A-Ant1-5785-PASS

11A-Ant1-5825-PASS

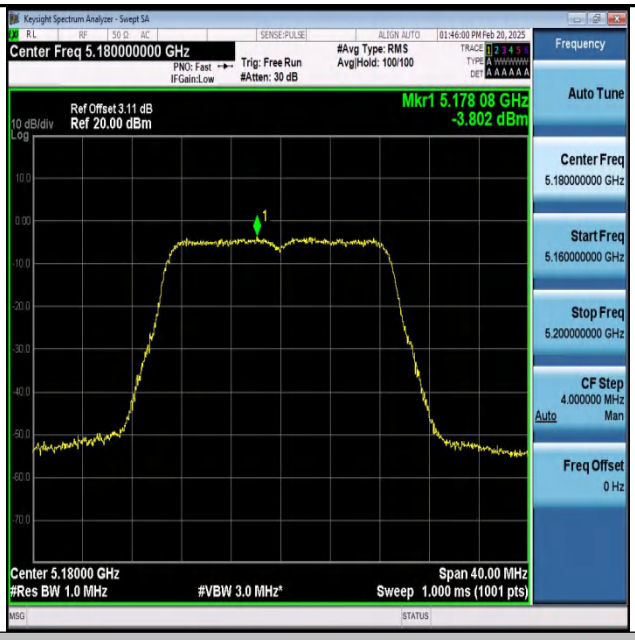

11N20SISO-Ant1-5180-PASS

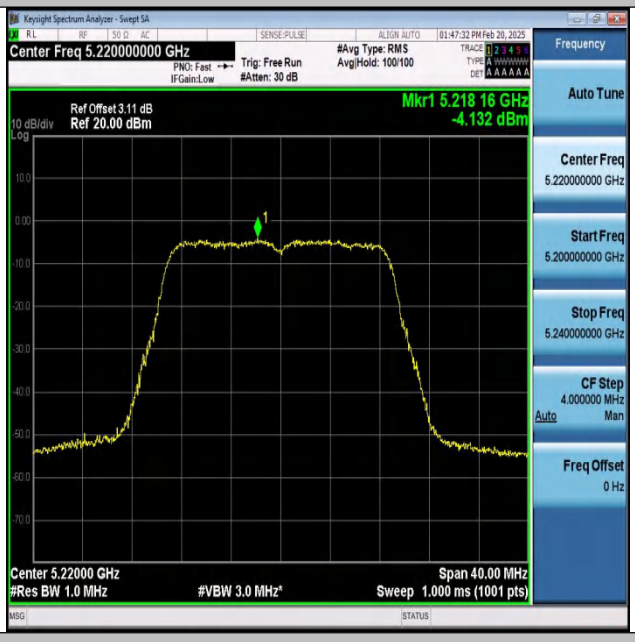

11N20SISO-Ant1-5220-PASS

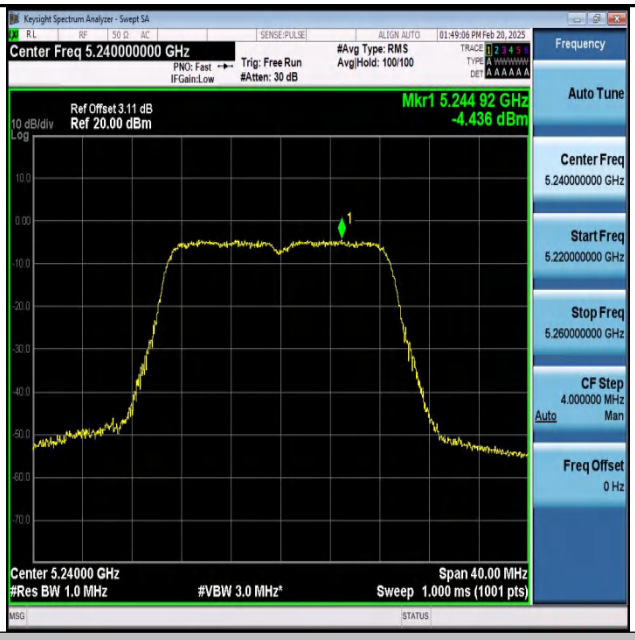

11N20SISO-Ant1-5240-PASS

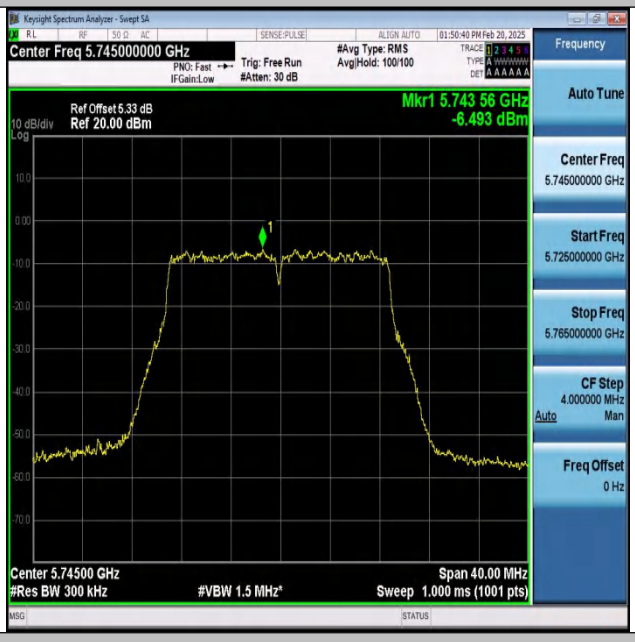

11N20SISO-Ant1-5745-PASS

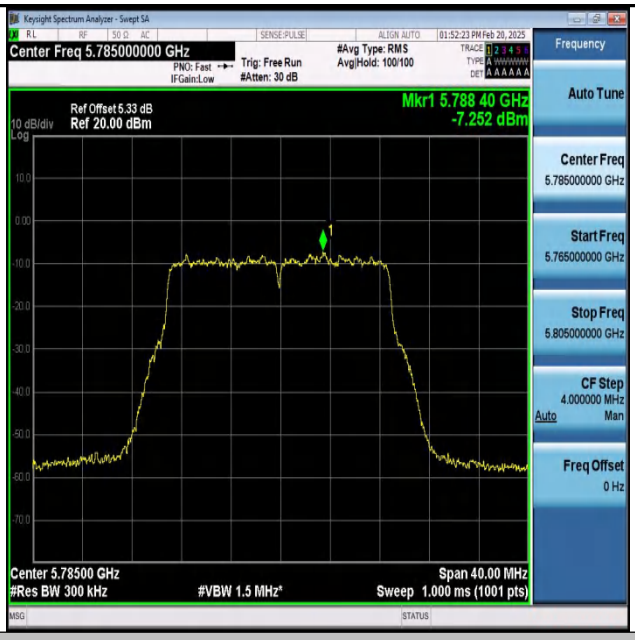

11N20SISO-Ant1-5785-PASS

11N20SISO-Ant1-5825-PASS

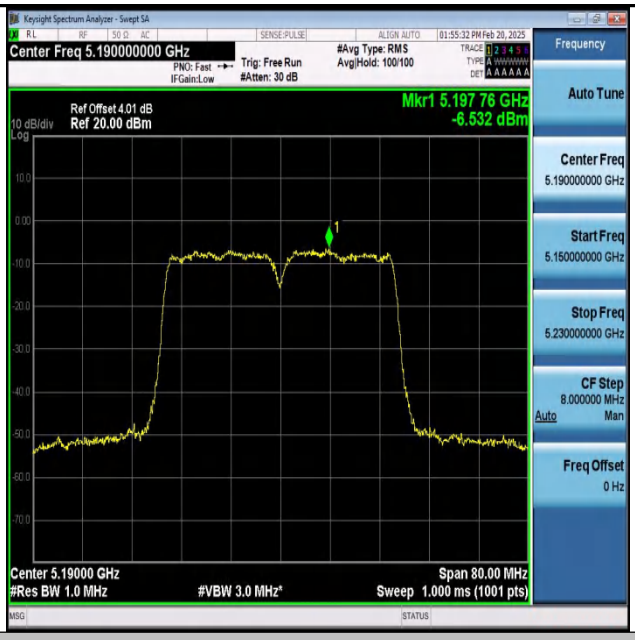

11N40SISO-Ant1-5190-PASS

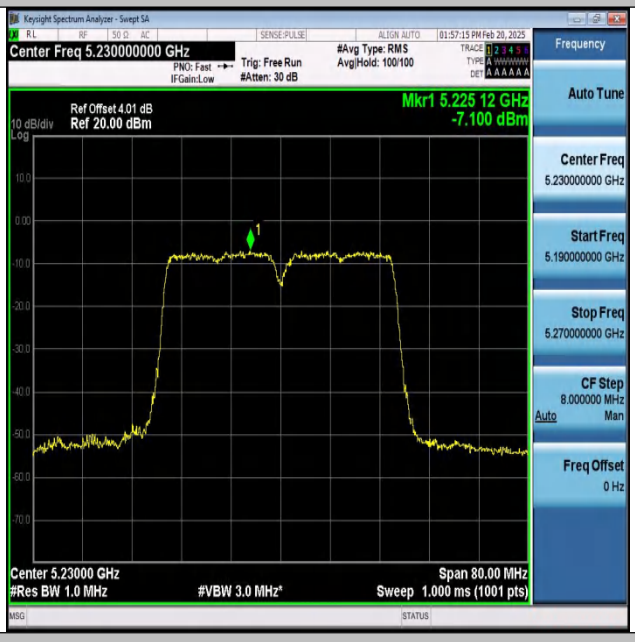

11N40SISO-Ant1-5230-PASS

11N40SISO-Ant1-5755-PASS

11N40SISO-Ant1-5795-PASS

Appendix E: Band edge measurements

Test Result B1

Test Mode	Antenna	ChName	Frequency[MHz]	Result[dBm]	Limit[dBm]	Verdict
11A	Ant1	Low	5180	-39.43	≤-27	PASS
11A	Ant1	High	5240	-47.22	≤-27	PASS
11N20SISO	Ant1	Low	5180	-47.11	≤-27	PASS
11N20SISO	Ant1	High	5240	-47.74	≤-27	PASS
11N40SISO	Ant1	Low	5190	-44.61	≤-27	PASS
11N40SISO	Ant1	High	5230	-47.69	≤-27	PASS

Note: The margin plus the antenna gain also meets the limit.

Test Result B4

Test Mode	Antenna	Ch. Name	Frequency[MHz]	FreqRange [MHz]	Result [dBm]	Limit [dBm]	Verdict
11A	Ant1	Low	5745	5720~5725	-32.28	≤16.87	PASS
11A	Ant1	Low	5745	5700~5720	-32.99	≤12.66	PASS
11A	Ant1	Low	5745	5650~5700	-47.56	≤-26.70	PASS
11A	Ant1	Low	5745	5760~5650	-48.07	≤-27	PASS
11A	Ant1	High	5825	5850~5855	-46.68	≤15.73	PASS
11A	Ant1	High	5825	5855~5875	-48.19	≤10.02	PASS
11A	Ant1	High	5825	5875~5925	-48.72	≤-26.81	PASS
11A	Ant1	High	5825	5925~5935	-47.77	≤-27	PASS
11N20SISO	Ant1	Low	5745	5720~5725	-41.1	≤17.65	PASS
11N20SISO	Ant1	Low	5745	5700~5720	-47.82	≤10.18	PASS
11N20SISO	Ant1	Low	5745	5650~5700	-47.61	≤-26.70	PASS
11N20SISO	Ant1	Low	5745	5760~5650	-48.13	≤-27	PASS
11N20SISO	Ant1	High	5825	5850~5855	-48.68	≤15.73	PASS
11N20SISO	Ant1	High	5825	5855~5875	-47.66	≤10.59	PASS
11N20SISO	Ant1	High	5825	5875~5925	-47.71	≤-25.11	PASS
11N20SISO	Ant1	High	5825	5925~5935	-48.04	≤-27	PASS
11N40SISO	Ant1	Low	5755	5720~5725	-34.21	≤21.89	PASS
11N40SISO	Ant1	Low	5755	5700~5720	-35.16	≤15.01	PASS
11N40SISO	Ant1	Low	5755	5650~5700	-47.36	≤-26.90	PASS
11N40SISO	Ant1	Low	5755	5780~5650	-47.81	≤-27	PASS
11N40SISO	Ant1	High	5795	5850~5855	-48.76	≤16.79	PASS
11N40SISO	Ant1	High	5795	5855~5875	-48.22	≤10.11	PASS
11N40SISO	Ant1	High	5795	5875~5925	-49	≤-26.34	PASS
11N40SISO	Ant1	High	5795	5925~5935	-48.47	≤-27	PASS

Note: The margin plus the antenna gain also meets the limit.

Test Graphs B1

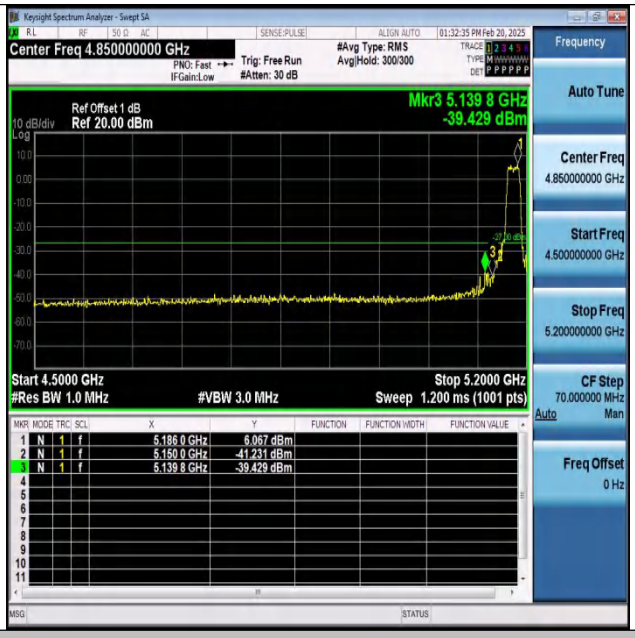

11A-Ant1-5180-PASS

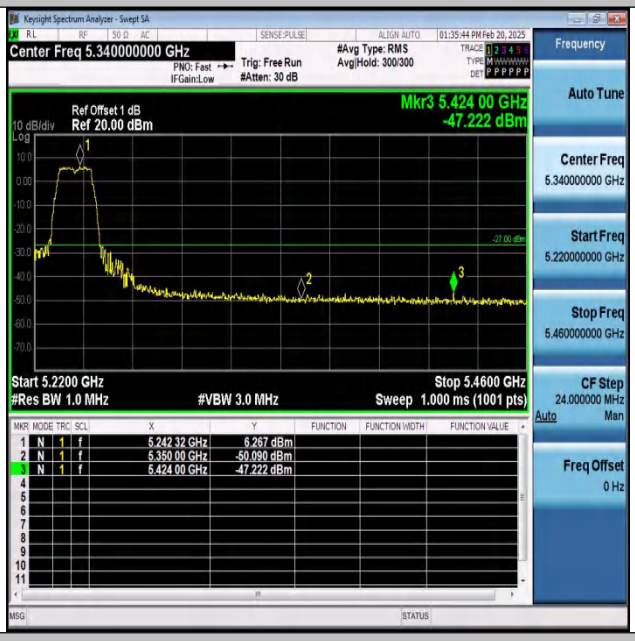

11A-Ant1-5240-PASS

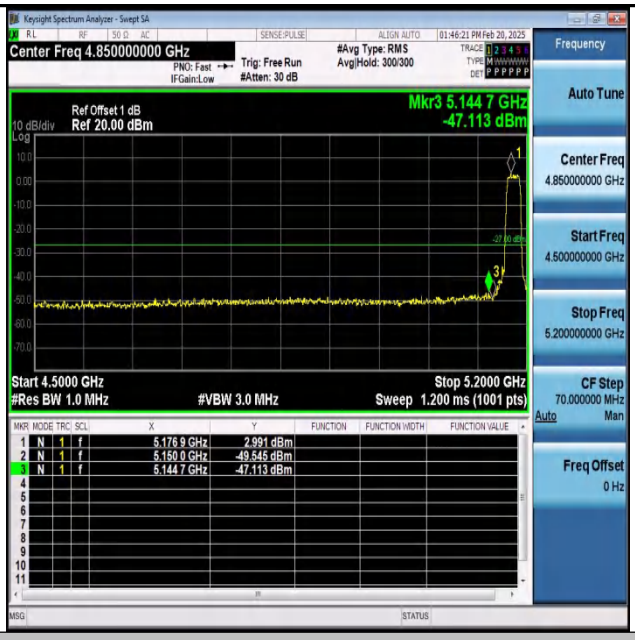

11N20SISO-Ant1-5180-PASS

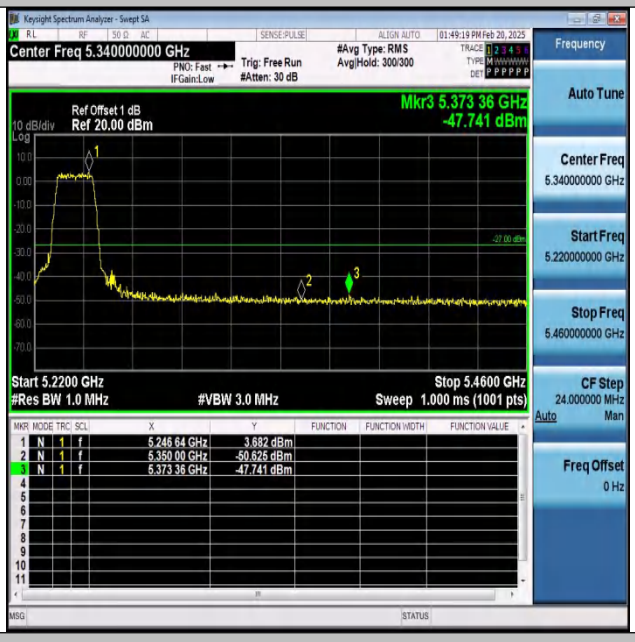

11N20SISO-Ant1-5240-PASS

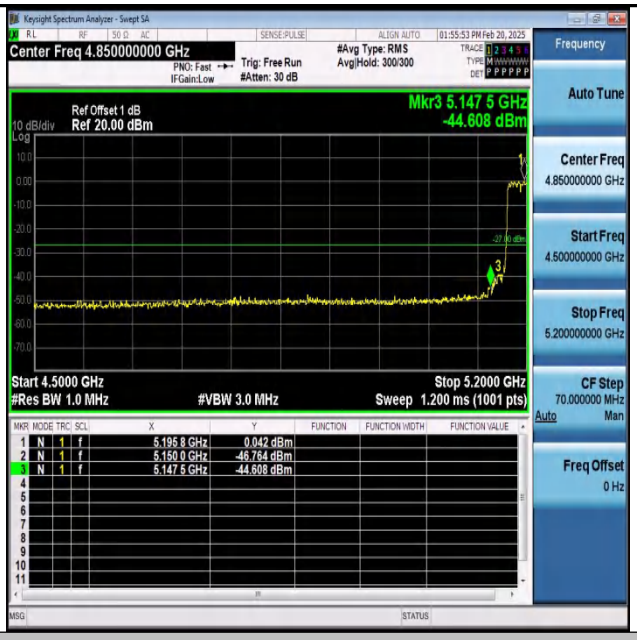

11N40SISO-Ant1-5190-PASS

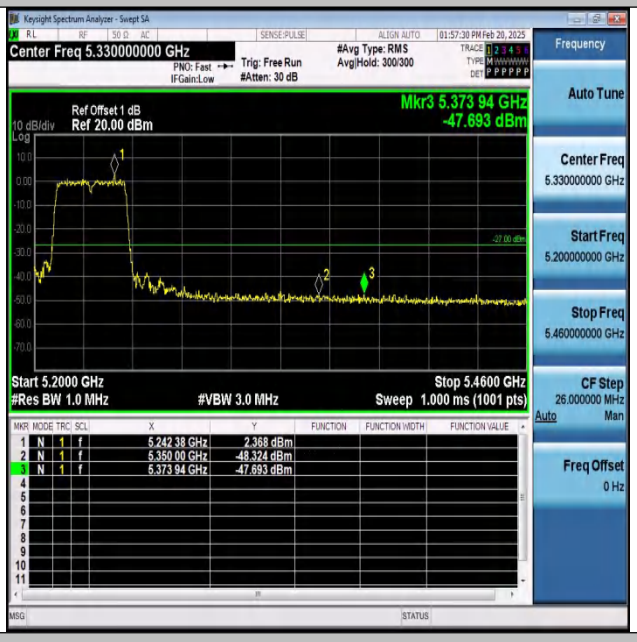

11N40SISO-Ant1-5230-PASS

Test Graphs B4

11A-Ant1-5745-PASS

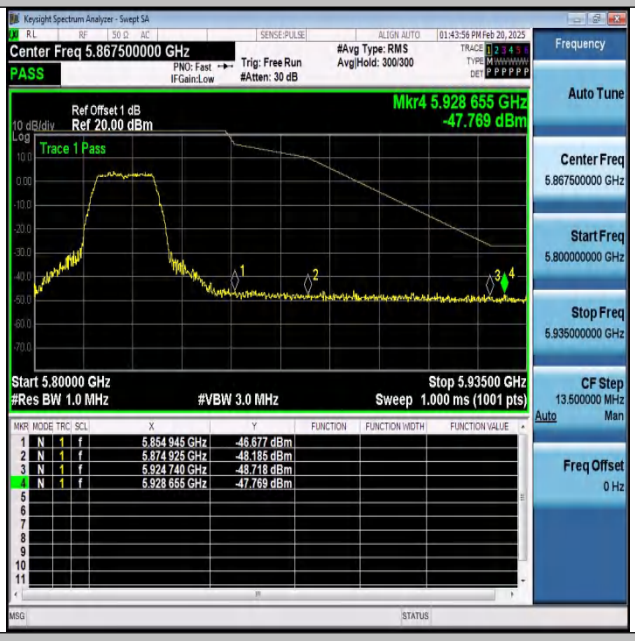

11A-Ant1-5825-PASS

11N20SISO-Ant1-5745-PASS

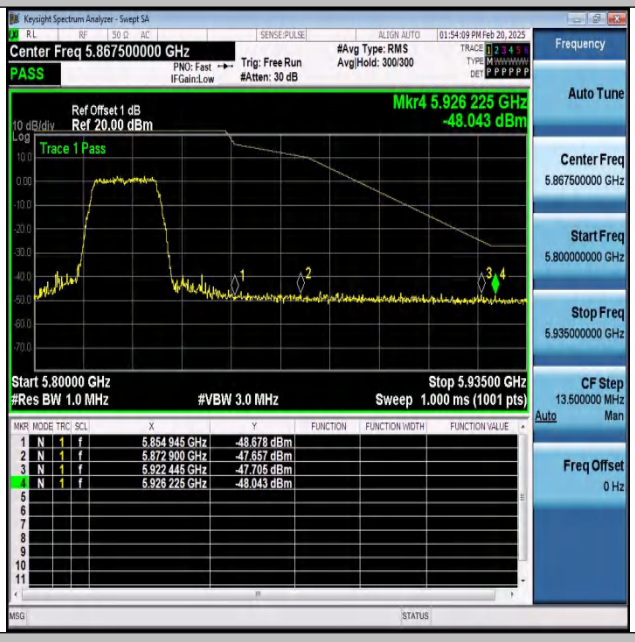

11N20SISO-Ant1-5825-PASS

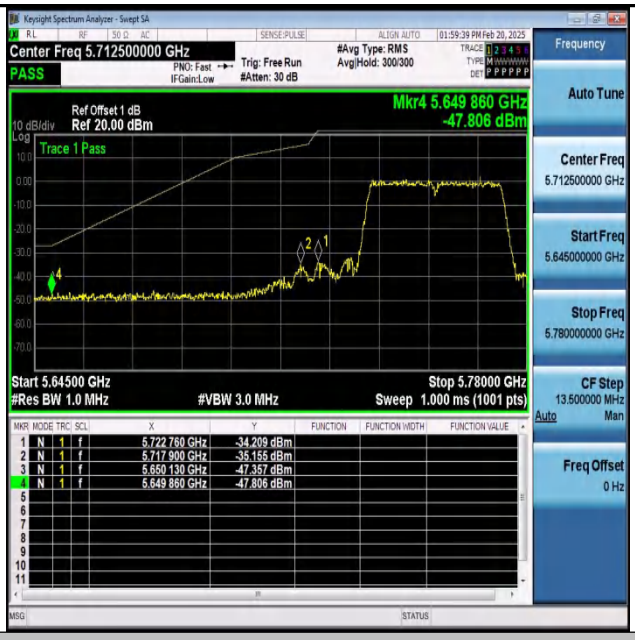

11N40SISO-Ant1-5755-PASS

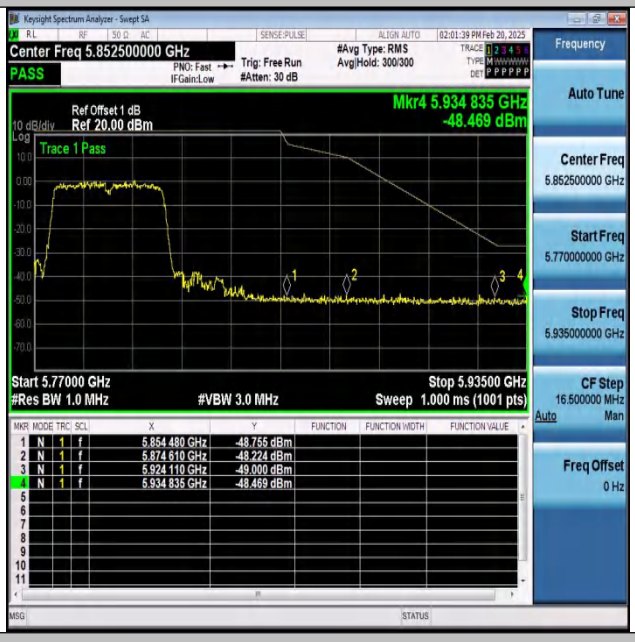

11N40SISO-Ant1-5795-PASS

---End---