Measurement data:

All mode has been tested, the report only shows the worst ANT 1+ANT 2 mode

Test mode:	802.11b	Test channel:	Lowest

Peak value:

Frequency (MHz)	Read Level (dBuV)	Antenna Factor (dB/m)	Cable Loss (dB)	Preamp Factor (dB)	Level (dBuV/m)	Limit Line (dBuV/m)	Over Limit (dB)	Polarization
2310.00	63.61	27.40	4.61	44.50	51.12	74.00	-22.88	Horizontal
2390.00	67.09	27.50	4.61	44.50	54.70	74.00	-19.30	Horizontal
2310.00	62.97	27.40	4.61	44.50	50.48	74.00	-23.52	Vertical
2390.00	66.54	27.50	4.61	44.50	54.15	74.00	-19.85	Vertical

Average value:

Frequency (MHz)	Read Level (dBuV)	Antenna Factor (dB/m)	Cable Loss (dB)	Preamp Factor (dB)	Level (dBuV/m)	Limit Line (dBuV/m)	Over Limit (dB)	Polarization
2310.00	52.35	27.40	4.61	44.50	39.86	54.00	-14.14	Horizontal
2390.00	55.32	27.50	4.61	44.50	42.93	54.00	-11.07	Horizontal
2310.00	52.65	27.40	4.61	44.50	40.16	54.00	-13.84	Vertical
2390.00	55.43	27.50	4.61	44.50	43.04	54.00	-10.96	Vertical

Test mode:	802.11b	Test channel:	Highest

Peak value:

Frequency (MHz)	Read Level (dBuV)	Antenna Factor (dB/m)	Cable Loss (dB)	Preamp Factor (dB)	Level (dBuV/m)	Limit Line (dBuV/m)	Over Limit (dB)	Polarization
2483.50	68.55	27.90	4.84	44.90	56.39	74.00	-17.61	Horizontal
2500.00	64.08	27.90	4.84	44.90	51.92	74.00	-22.08	Horizontal
2483.50	68.28	27.90	4.84	44.90	56.12	74.00	-17.88	Vertical
2500.00	64.28	27.90	4.84	44.90	52.12	74.00	-21.88	Vertical

Average value:

Frequency (MHz)	Read Level (dBuV)	Antenna Factor (dB/m)	Cable Loss (dB)	Preamp Factor (dB)	Level (dBuV/m)	Limit Line (dBuV/m)	Over Limit (dB)	Polarization
2483.50	56.26	27.90	4.84	44.90	44.10	54.00	-9.90	Horizontal
2500.00	52.64	27.90	4.84	44.90	40.48	54.00	-13.52	Horizontal
2483.50	56.43	27.90	4.84	44.90	44.27	54.00	-9.73	Vertical
2500.00	52.84	27.90	4.84	44.90	40.68	54.00	-13.32	Vertical

Remarks:

1. *The pre-test were performed on lowest, middle and highest frequencies, only the worst case's (lowest and highest frequencies) data was showed.*
2. *Final Level =Receiver Read level + Antenna Factor + Cable Loss – Preamplifier Factor*
3. *Emissions more than 20 dB below the limit do not need to be reported.*

Test mode:	802.11g	Test channel:	Lowest

Peak value:

Frequency (MHz)	Read Level (dBuV)	Antenna Factor (dB/m)	Cable Loss (dB)	Preamp Factor (dB)	Level (dBuV/m)	Limit Line (dBuV/m)	Over Limit (dB)	Polarization
2310.00	61.01	27.40	4.61	44.50	48.52	74.00	-25.48	Horizontal
2390.00	65.10	27.50	4.61	44.50	52.71	74.00	-21.29	Horizontal
2310.00	61.78	27.40	4.61	44.50	49.29	74.00	-24.71	Vertical
2390.00	65.97	27.50	4.61	44.50	53.58	74.00	-20.42	Vertical

Average value:

Frequency (MHz)	Read Level (dBuV)	Antenna Factor (dB/m)	Cable Loss (dB)	Preamp Factor (dB)	Level (dBuV/m)	Limit Line (dBuV/m)	Over Limit (dB)	Polarization
2310.00	50.58	27.40	4.61	44.50	38.09	54.00	-15.91	Horizontal
2390.00	53.96	27.50	4.61	44.50	41.57	54.00	-12.43	Horizontal
2310.00	50.42	27.40	4.61	44.50	37.93	54.00	-16.07	Vertical
2390.00	53.59	27.50	4.61	44.50	41.20	54.00	-12.80	Vertical

Test mode:	802.11g	Test channel:	Highest

Peak value:

Frequency (MHz)	Read Level (dBuV)	Antenna Factor (dB/m)	Cable Loss (dB)	Preamp Factor (dB)	Level (dBuV/m)	Limit Line (dBuV/m)	Over Limit (dB)	Polarization
2483.50	65.85	27.90	4.84	44.90	53.69	74.00	-20.31	Horizontal
2500.00	61.59	27.90	4.84	44.90	49.43	74.00	-24.57	Horizontal
2483.50	65.91	27.90	4.84	44.90	53.75	74.00	-20.26	Vertical
2500.00	61.29	27.90	4.84	44.90	49.13	74.00	-24.87	Vertical

Average value:

Frequency (MHz)	Read Level (dBuV)	Antenna Factor (dB/m)	Cable Loss (dB)	Preamp Factor (dB)	Level (dBuV/m)	Limit Line (dBuV/m)	Over Limit (dB)	Polarization
2483.50	55.03	27.90	4.84	44.90	42.87	54.00	-11.13	Horizontal
2500.00	50.65	27.90	4.84	44.90	38.49	54.00	-15.51	Horizontal
2483.50	54.83	27.90	4.84	44.90	42.67	54.00	-11.33	Vertical
2500.00	50.07	27.90	4.84	44.90	37.91	54.00	-16.09	Vertical

Remarks:

1. *The pre-test were performed on lowest, middle and highest frequencies, only the worst case's (lowest and highest frequencies) data was showed.*
2. *Final Level =Receiver Read level + Antenna Factor + Cable Loss – Preamplifier Factor*
3. *Emissions more than 20 dB below the limit do not need to be reported.*

Test mode:	802.11n(HT20)	Test channel:	Lowest

Peak value:

Frequency (MHz)	Read Level (dBuV)	Antenna Factor (dB/m)	Cable Loss (dB)	Preamp Factor (dB)	Level (dBuV/m)	Limit Line (dBuV/m)	Over Limit (dB)	Polarization
2310.00	61.50	27.40	4.61	44.50	49.01	74.00	-24.99	Horizontal
2390.00	66.18	27.50	4.61	44.50	53.79	74.00	-20.21	Horizontal
2310.00	60.90	27.40	4.61	44.50	48.41	74.00	-25.59	Vertical
2390.00	65.49	27.50	4.61	44.50	53.10	74.00	-20.90	Vertical

Average value:

Frequency (MHz)	Read Level (dBuV)	Antenna Factor (dB/m)	Cable Loss (dB)	Preamp Factor (dB)	Level (dBuV/m)	Limit Line (dBuV/m)	Over Limit (dB)	Polarization
2310.00	49.90	27.40	4.61	44.50	37.41	54.00	-16.59	Horizontal
2390.00	55.30	27.50	4.61	44.50	42.91	54.00	-11.09	Horizontal
2310.00	50.72	27.40	4.61	44.50	38.23	54.00	-15.78	Vertical
2390.00	54.28	27.50	4.61	44.50	41.89	54.00	-12.11	Vertical

Test mode:	802.11n(HT20)	Test channel:	Highest

Peak value:

Frequency (MHz)	Read Level (dBuV)	Antenna Factor (dB/m)	Cable Loss (dB)	Preamp Factor (dB)	Level (dBuV/m)	Limit Line (dBuV/m)	Over Limit (dB)	Polarization
2483.50	68.13	27.90	4.84	44.90	55.97	74.00	-18.03	Horizontal
2500.00	63.05	27.90	4.84	44.90	50.89	74.00	-23.11	Horizontal
2483.50	67.33	27.90	4.84	44.90	55.17	74.00	-18.83	Vertical
2500.00	62.34	27.90	4.84	44.90	50.18	74.00	-23.82	Vertical

Average value:

Frequency (MHz)	Read Level (dBuV)	Antenna Factor (dB/m)	Cable Loss (dB)	Preamp Factor (dB)	Level (dBuV/m)	Limit Line (dBuV/m)	Over Limit (dB)	Polarization
2483.50	56.97	27.90	4.84	44.90	44.81	54.00	-9.19	Horizontal
2500.00	51.77	27.90	4.84	44.90	39.61	54.00	-14.39	Horizontal
2483.50	55.64	27.90	4.84	44.90	43.48	54.00	-10.52	Vertical
2500.00	51.00	27.90	4.84	44.90	38.84	54.00	-15.16	Vertical

Remarks:

1. *The pre-test were performed on lowest, middle and highest frequencies, only the worst case's (lowest and highest frequencies) data was showed.*
2. *Final Level =Receiver Read level + Antenna Factor + Cable Loss – Preamplifier Factor*
3. *Emissions more than 20 dB below the limit do not need to be reported.*

Test mode:	802.11n(HT40)	Test channel:	Lowest

Peak value:

Frequency (MHz)	Read Level (dBuV)	Antenna Factor (dB/m)	Cable Loss (dB)	Preamp Factor (dB)	Level (dBuV/m)	Limit Line (dBuV/m)	Over Limit (dB)	Polarization
2310.00	59.65	27.40	4.61	44.50	47.16	74.00	-26.84	Horizontal
2390.00	62.94	27.50	4.61	44.50	50.55	74.00	-23.45	Horizontal
2310.00	59.43	27.40	4.61	44.50	46.94	74.00	-27.06	Vertical
2390.00	63.76	27.50	4.61	44.50	51.37	74.00	-22.63	Vertical

Average value:

Frequency (MHz)	Read Level (dBuV)	Antenna Factor (dB/m)	Cable Loss (dB)	Preamp Factor (dB)	Level (dBuV/m)	Limit Line (dBuV/m)	Over Limit (dB)	Polarization
2310.00	48.77	27.40	4.61	44.50	36.28	54.00	-17.72	Horizontal
2390.00	52.40	27.50	4.61	44.50	40.01	54.00	-13.99	Horizontal
2310.00	49.48	27.40	4.61	44.50	36.99	54.00	-17.01	Vertical
2390.00	52.51	27.50	4.61	44.50	40.12	54.00	-13.88	Vertical

Test mode:	802.11n(HT40)	Test channel:	Highest

Peak value:

Frequency (MHz)	Read Level (dBuV)	Antenna Factor (dB/m)	Cable Loss (dB)	Preamp Factor (dB)	Level (dBuV/m)	Limit Line (dBuV/m)	Over Limit (dB)	Polarization
2483.50	66.69	27.90	4.84	44.90	54.53	74.00	-19.47	Horizontal
2500.00	63.04	27.90	4.84	44.90	50.88	74.00	-23.12	Horizontal
2483.50	66.36	27.90	4.84	44.90	54.20	74.00	-19.80	Vertical
2500.00	62.28	27.90	4.84	44.90	50.12	74.00	-23.88	Vertical

Average value:

Frequency (MHz)	Read Level (dBuV)	Antenna Factor (dB/m)	Cable Loss (dB)	Preamp Factor (dB)	Level (dBuV/m)	Limit Line (dBuV/m)	Over Limit (dB)	Polarization
2483.50	55.39	27.90	4.84	44.90	43.23	54.00	-10.77	Horizontal
2500.00	52.18	27.90	4.84	44.90	40.02	54.00	-13.98	Horizontal
2483.50	55.34	27.90	4.84	44.90	43.18	54.00	-10.82	Vertical
2500.00	51.77	27.90	4.84	44.90	39.61	54.00	-14.39	Vertical

Remarks:

1. *The pre-test were performed on lowest, middle and highest frequencies, only the worst case's (lowest and highest frequencies) data was showed.*
2. *Final Level =Receiver Read level + Antenna Factor + Cable Loss – Preamplifier Factor*
3. *Emissions more than 20 dB below the limit do not need to be reported.*

4.8 Spurious Emission

Conducted Emission Method

Test Requirement:	FCC Part15 C Section 15.247 (d)	
Test Method:	ANSI C63.10: 2013	
Limit:	In any 100 kHz bandwidth outside the frequency band in which the spread spectrum intentional radiator is operating, the radio frequency power that is produced by the intentional radiator shall be at least 20 dB below that in the 100 kHz bandwidth within the band that contains the highest level of the desired power, based on either an RF conducted or a radiated measurement.	
Test setup:	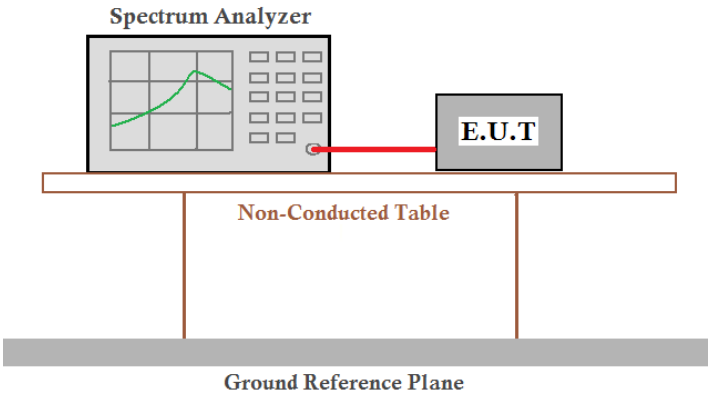	
Test Instruments:	Refer to section 3.0 for details	
Test mode:	Refer to section 2.2 for details	
Test environment:	Temp.: 22.9°C	Humid.: 39%RH
Test voltage:	DC 12V From Adapter	
Test results:	Pass	

Test plot as follows:

ANT1

802.11b

Lowest channel

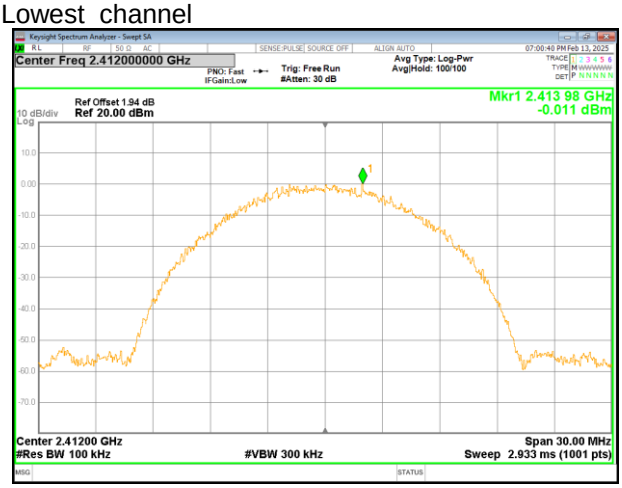

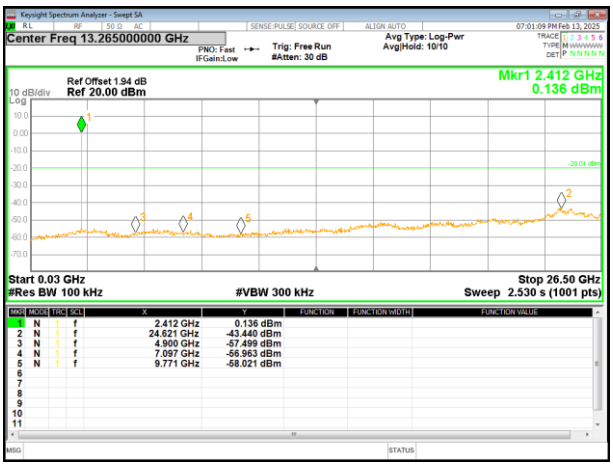

30MHz~25GHz

Middle channel

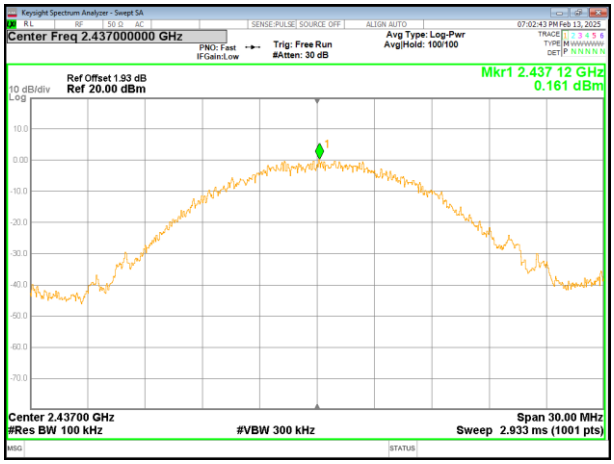

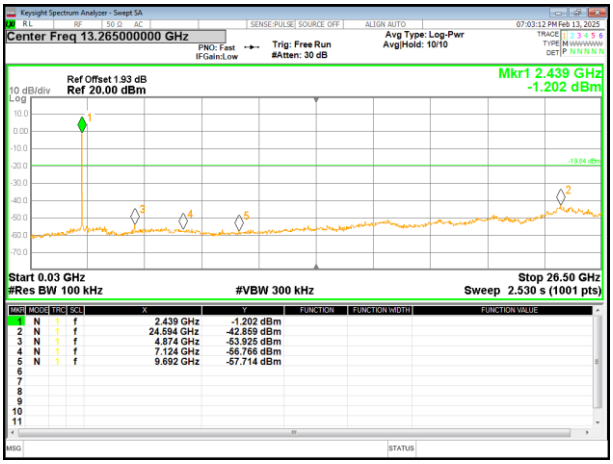

30MHz~25GHz

Highest channel

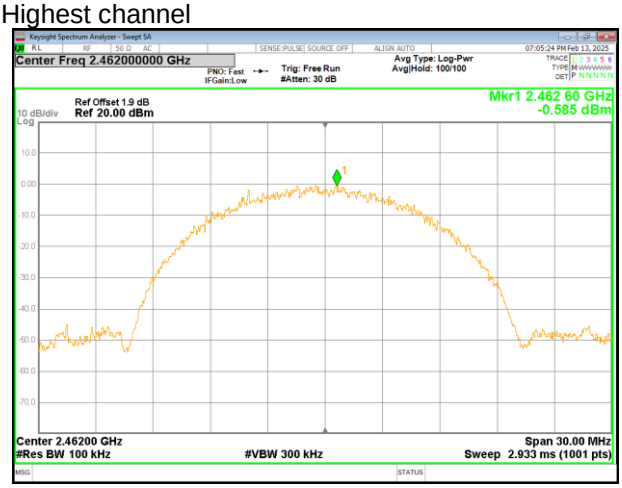

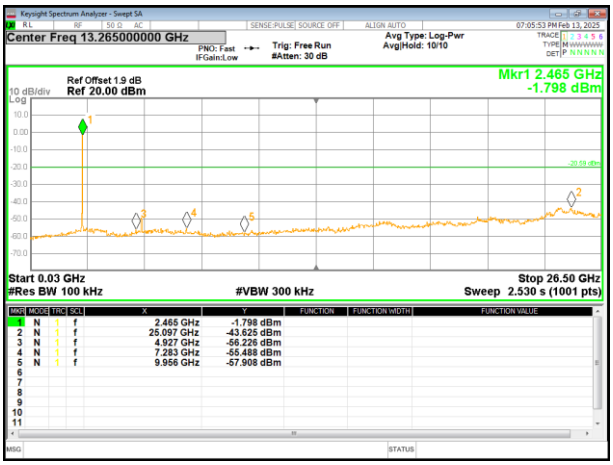

30MHz~25GHz

802.11g

Lowest channel

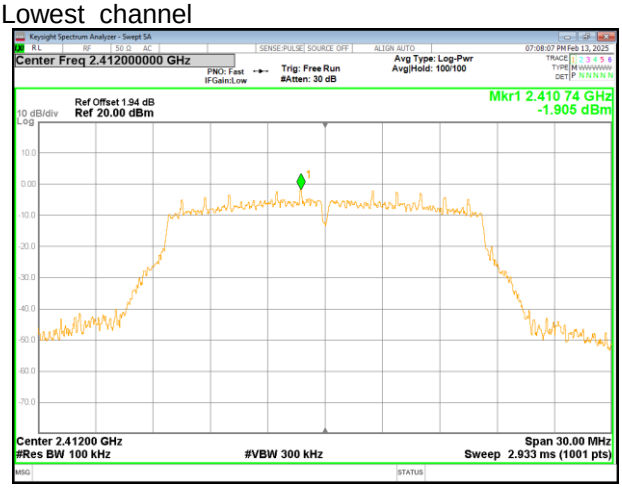

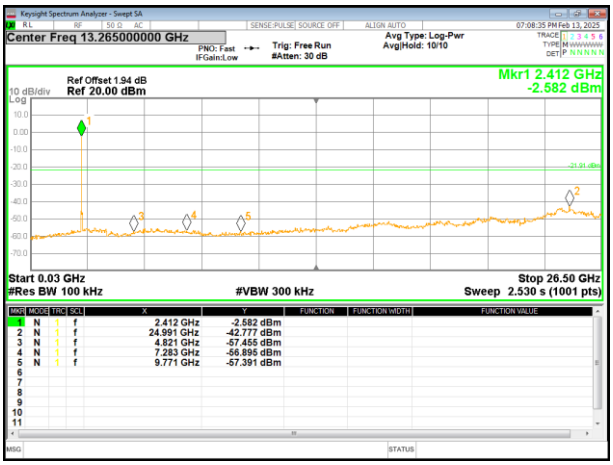

30MHz~25GHz

Middle channel

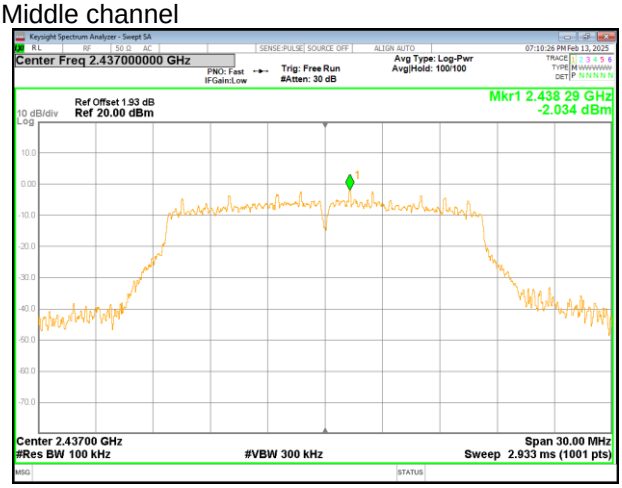

30MHz~25GHz

Highest channel

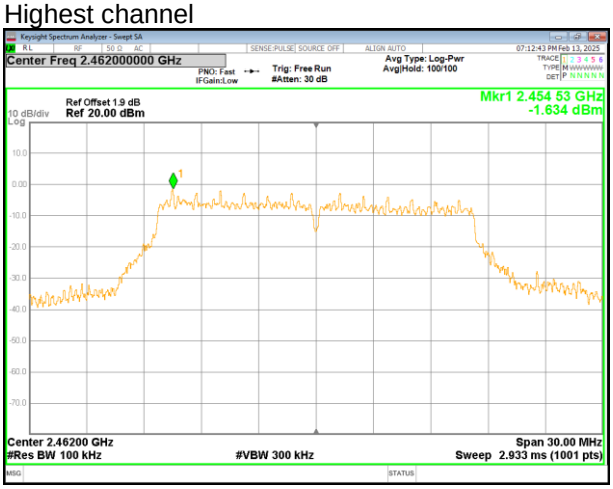

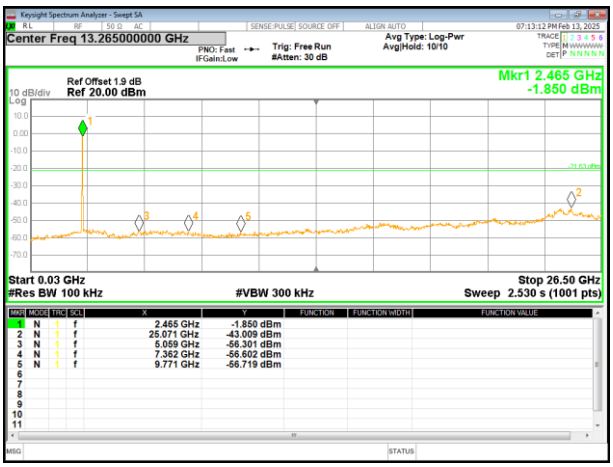

30MHz~25GHz

802.11n20

Lowest channel

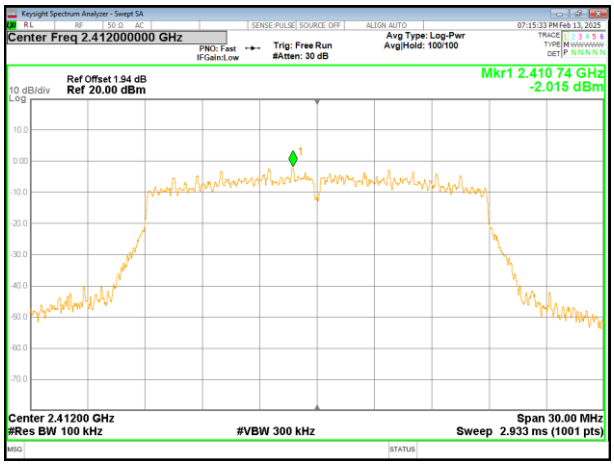

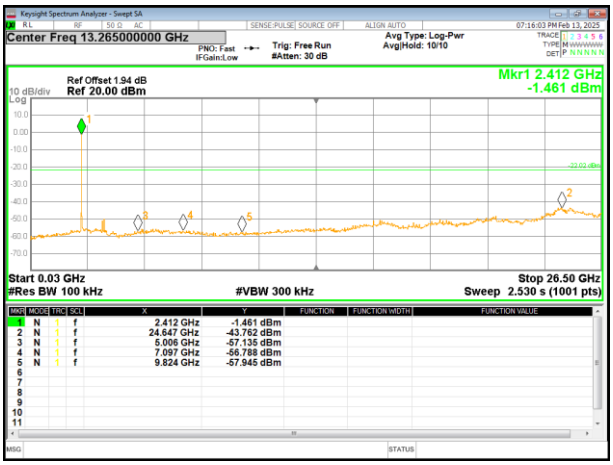

30MHz~25GHz

Middle channel

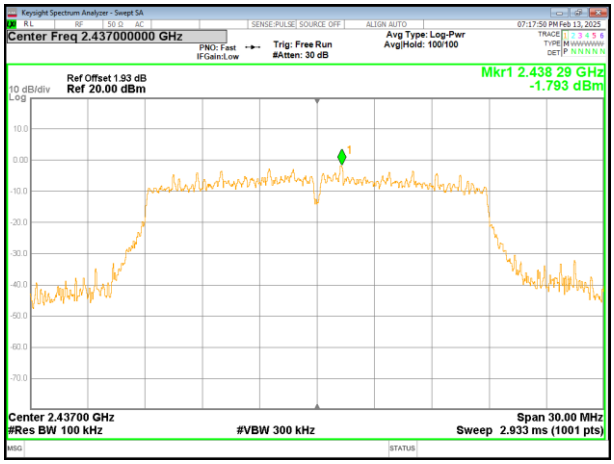

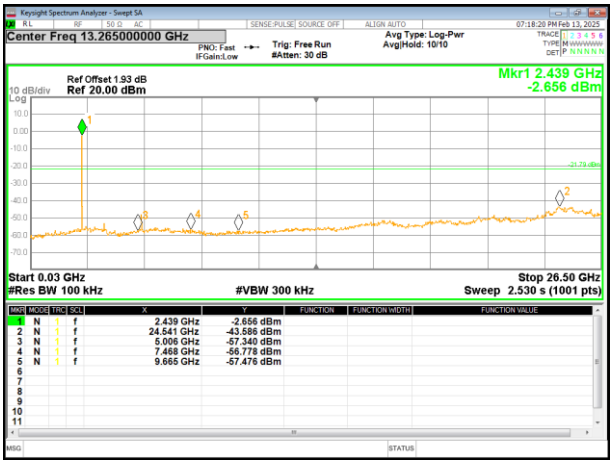

30MHz~25GHz

Highest channel

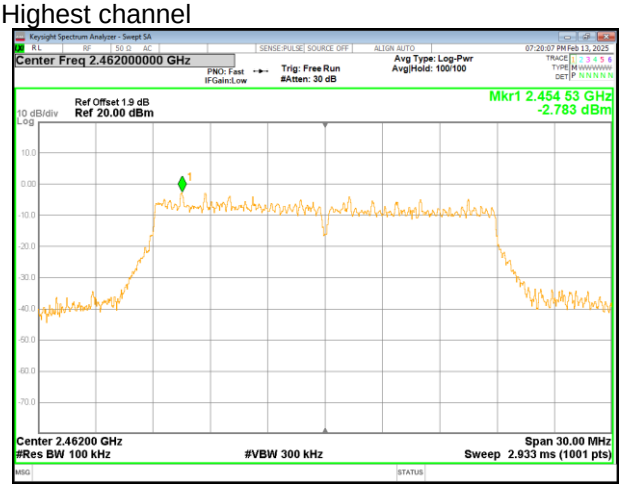

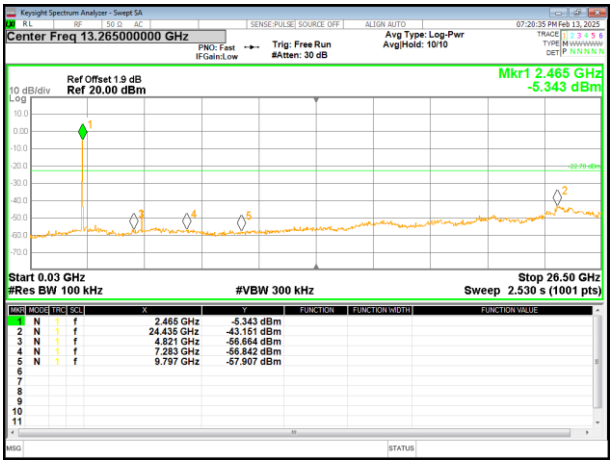

30MHz~25GHz

802.11n40

Lowest channel

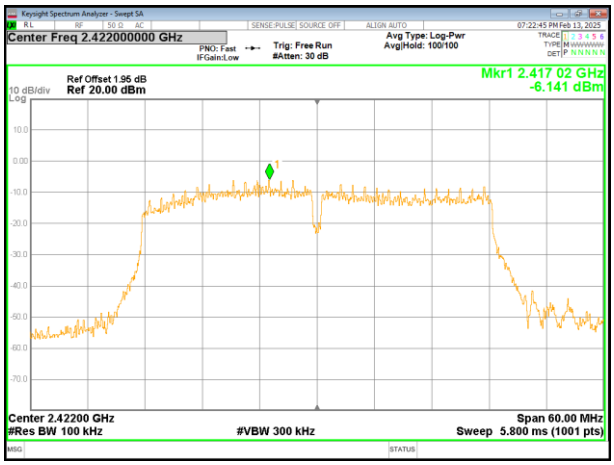

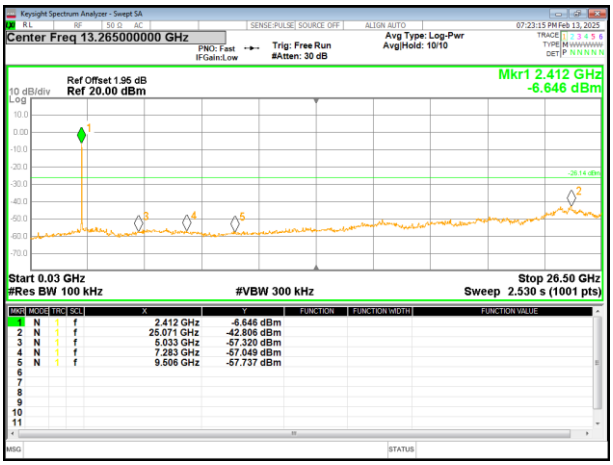

30MHz~25GHz

Middle channel

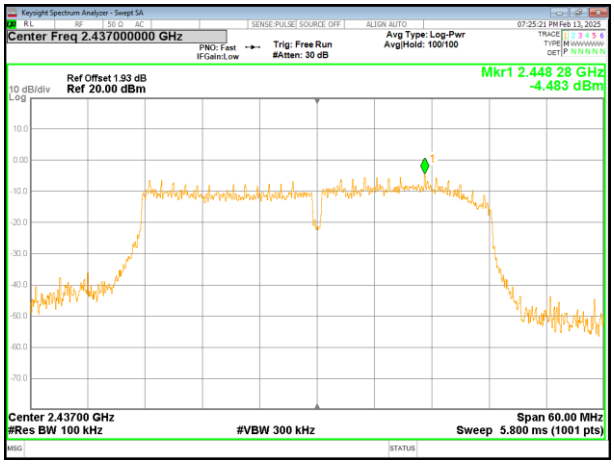

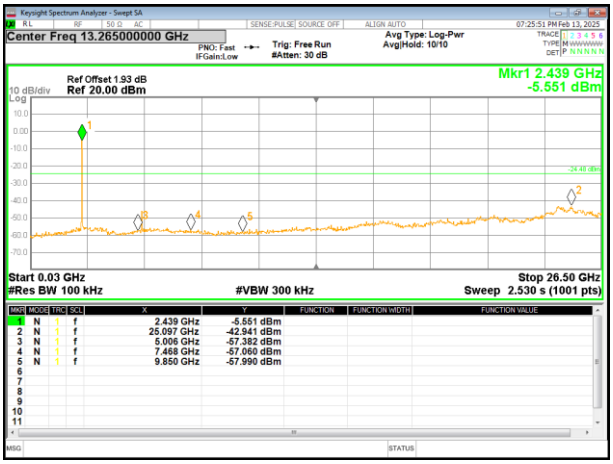

30MHz~25GHz

Highest channel

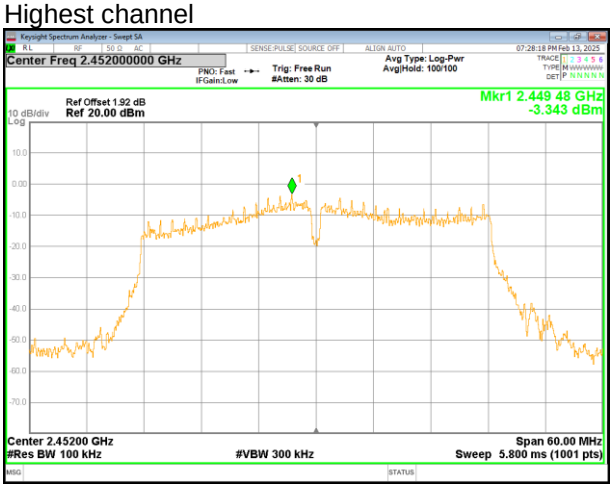

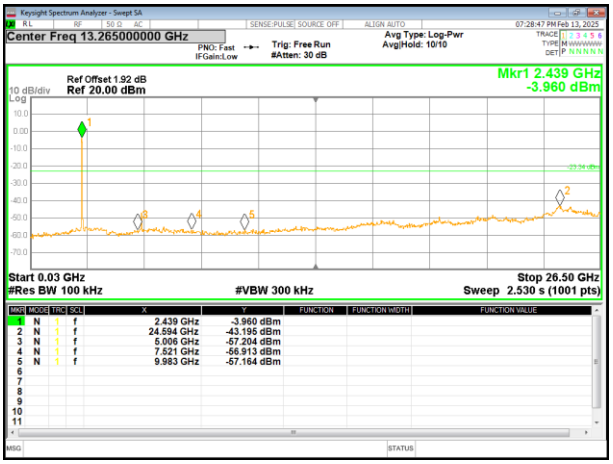

30MHz~25GHz

ANT2

802.11b

Lowest channel

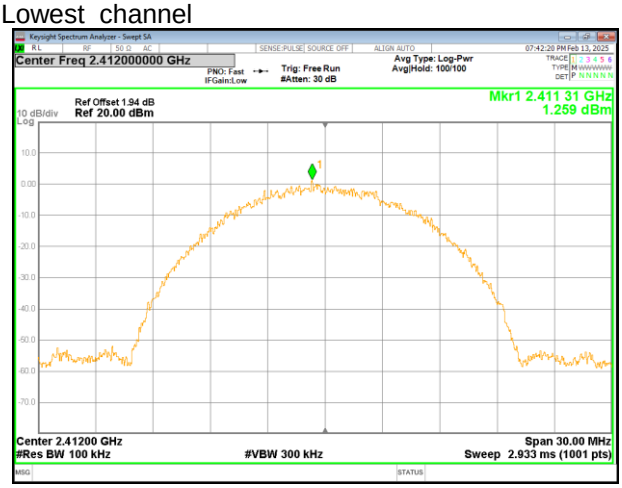

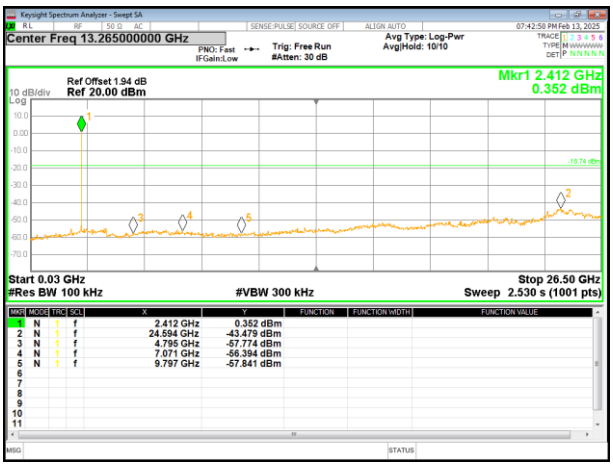

30MHz~25GHz

Middle channel

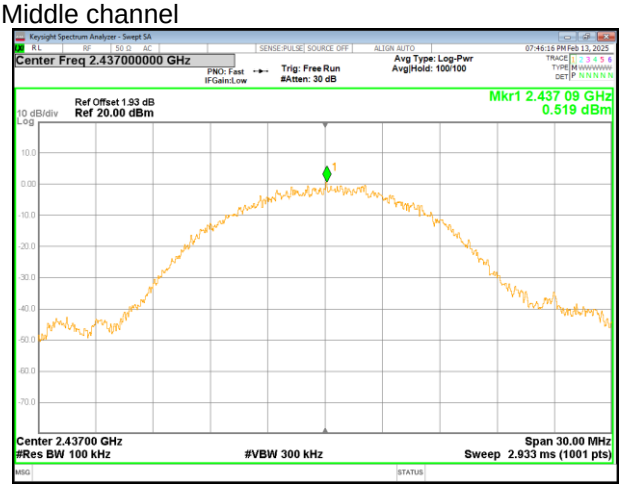

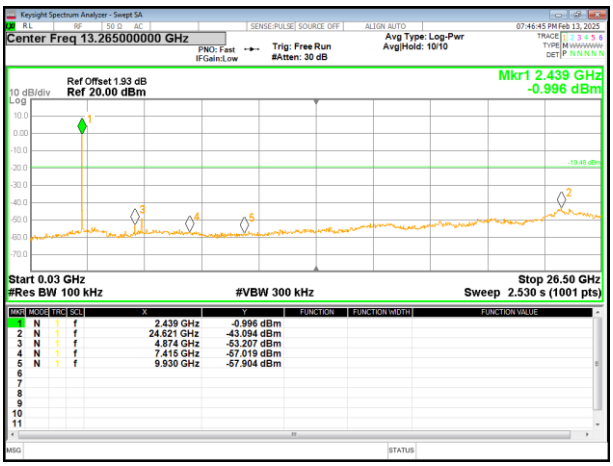

30MHz~25GHz

Highest channel

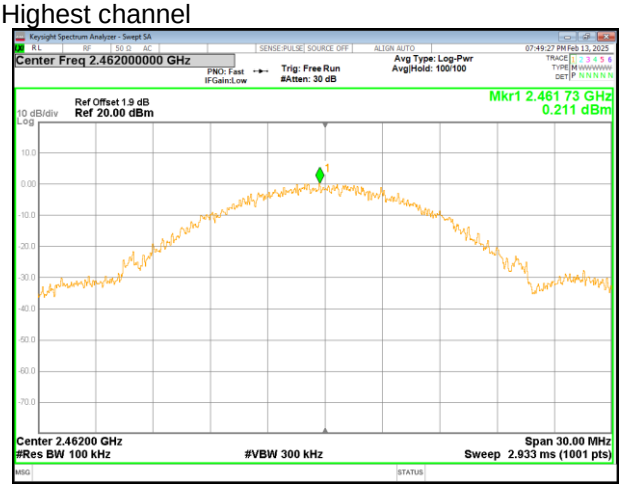

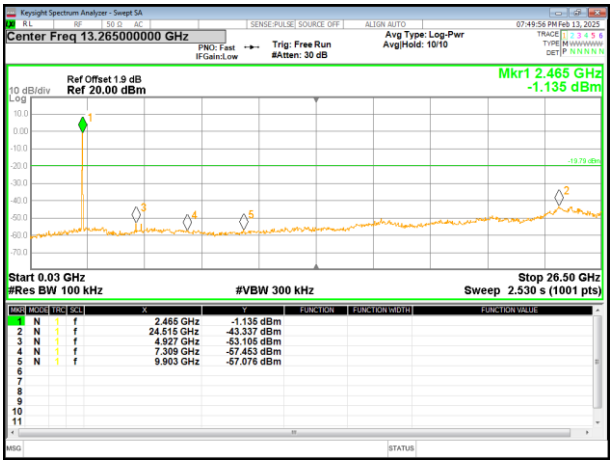

30MHz~25GHz

802.11g

Lowest channel

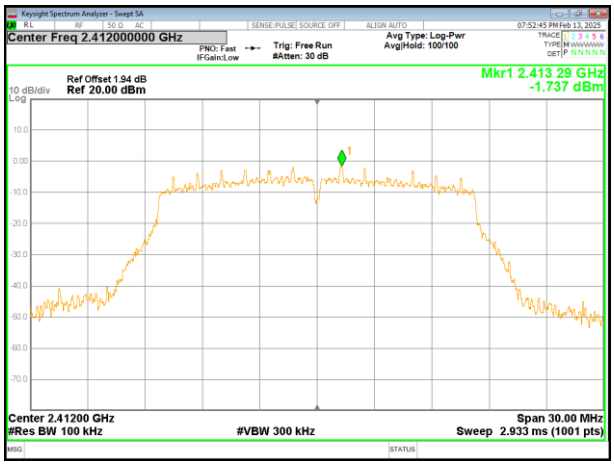

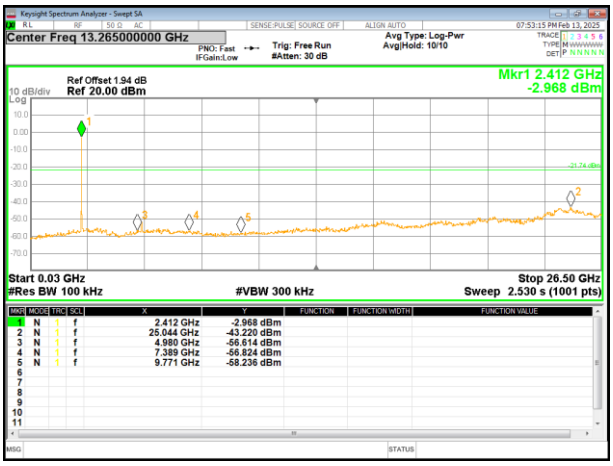

30MHz~25GHz

Middle channel

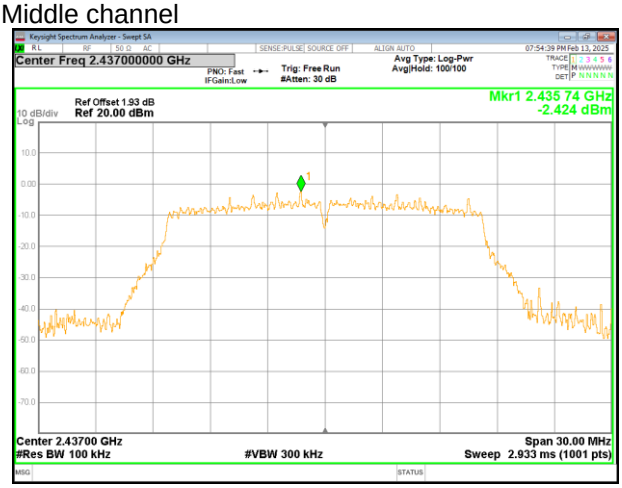

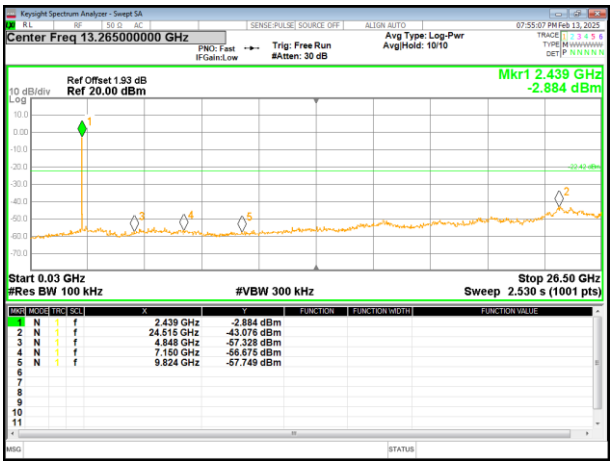

30MHz~25GHz

Highest channel

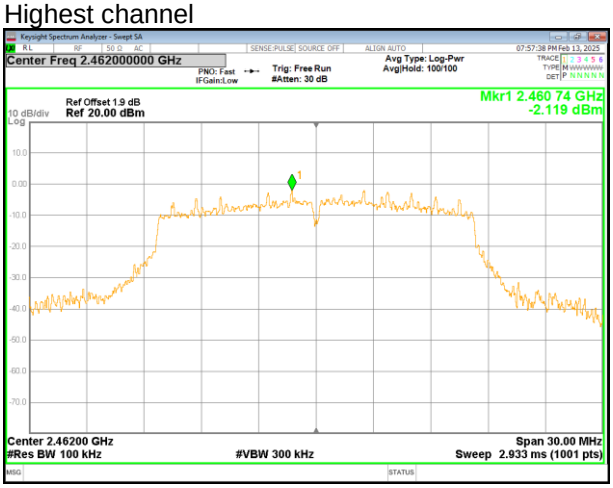

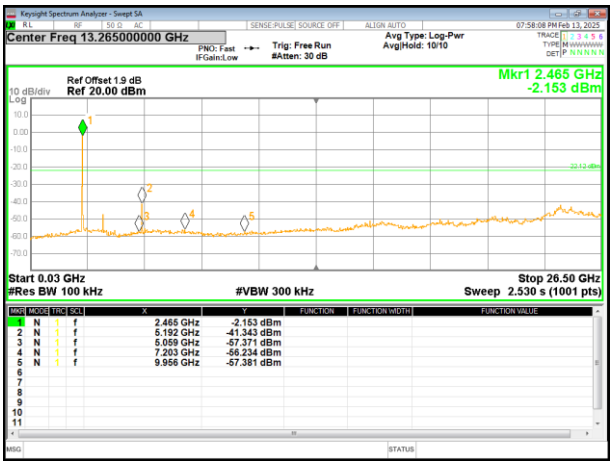

30MHz~25GHz

802.11n20

Lowest channel

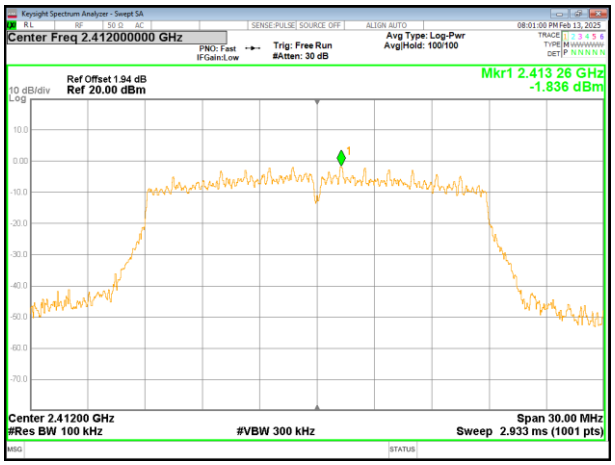

30MHz~25GHz

Middle channel

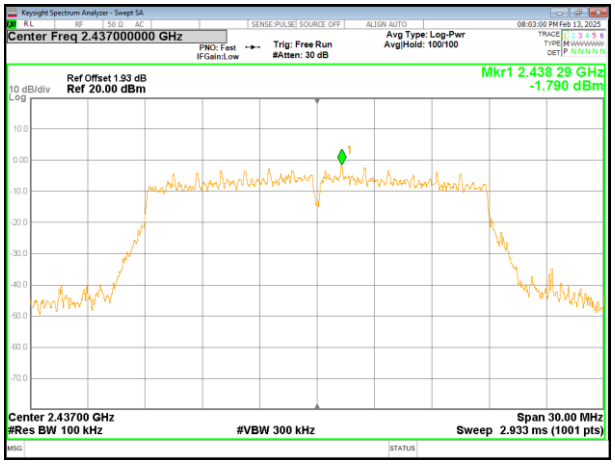

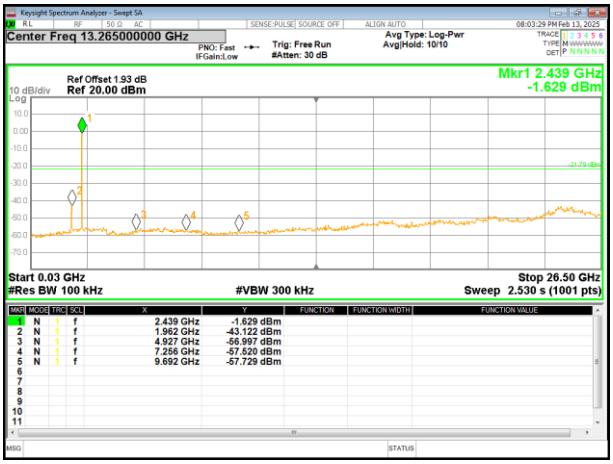

30MHz~25GHz

Highest channel

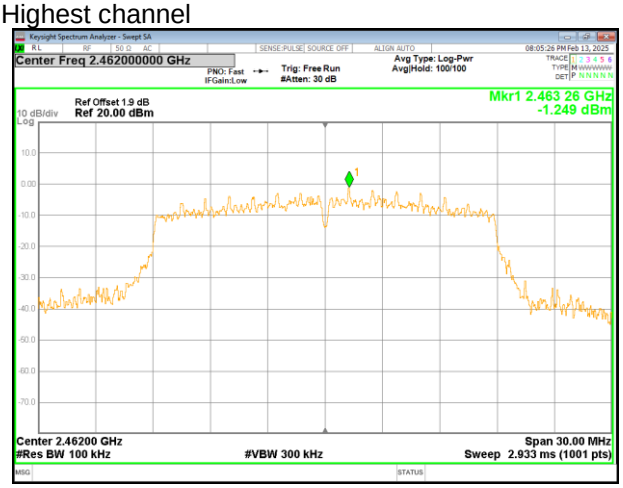

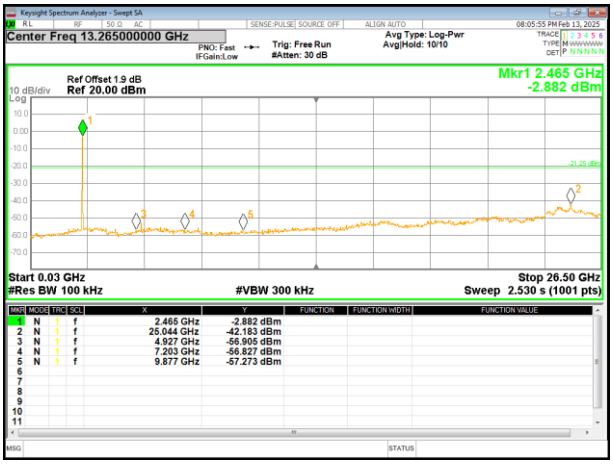

30MHz~25GHz

802.11n40

Lowest channel

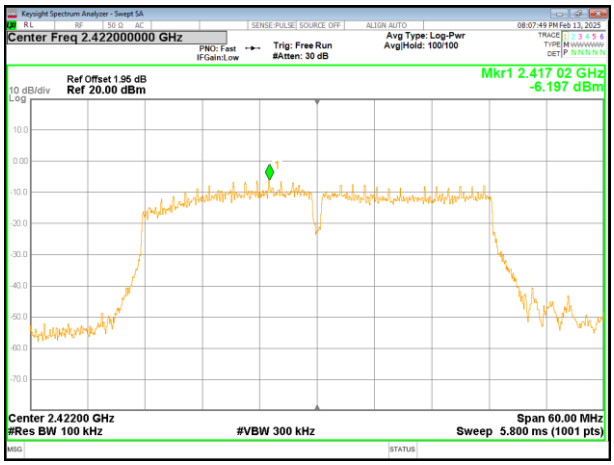

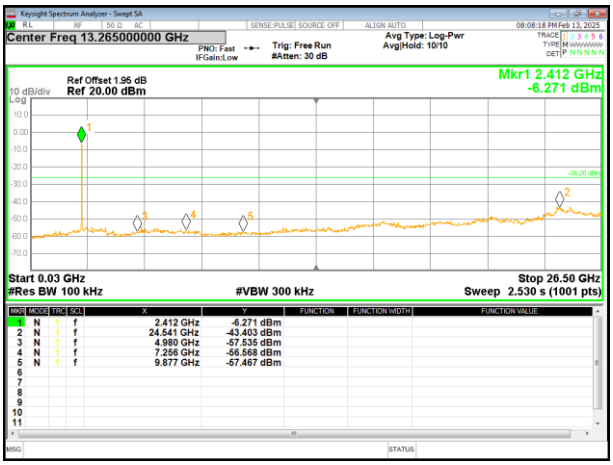

30MHz~25GHz

Middle channel

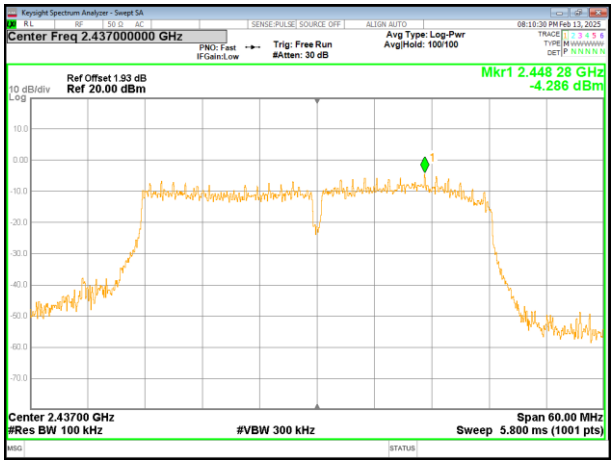

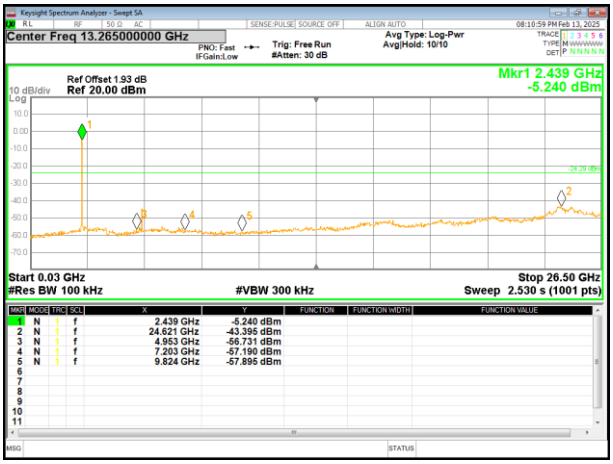

30MHz~25GHz

Highest channel

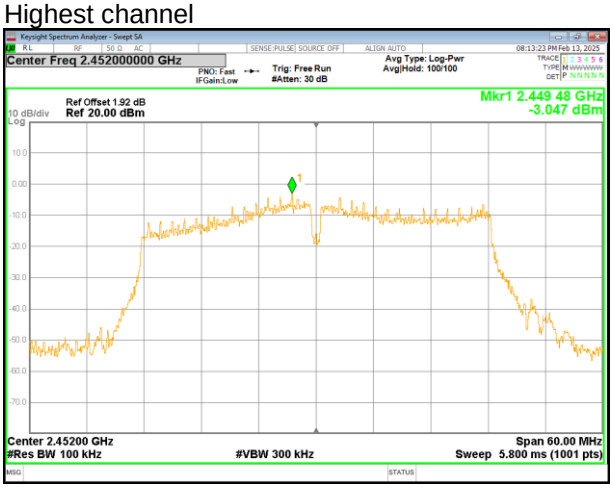

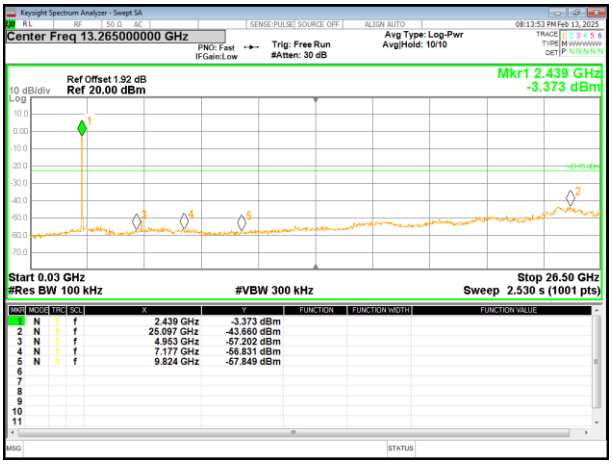

30MHz~25GHz

Radiated Emission Method

Test Requirement:	FCC Part15 C Section 15.209
Test Method:	ANSI C63.10: 2013
Test Frequency Range:	9kHz to 25GHz
Test site:	Measurement Distance: 3m

Receiver setup:

Frequency	Detector	RBW	VBW	Value
9KHz-150KHz	Quasi-peak	200Hz	600Hz	Quasi-peak
150KHz-30MHz	Quasi-peak	9KHz	30KHz	Quasi-peak
30MHz-1GHz	Quasi-peak	120KHz	300KHz	Quasi-peak
Above 1GHz	Peak	1MHz	3MHz	Peak
	Peak	1MHz	10Hz	Average

Limit:

Frequency	Limit (uV/m)	Value	Measurement Distance
0.009MHz-0.490MHz	2400/F(KHz)	QP	300m
0.490MHz-1.705MHz	24000/F(KHz)	QP	300m
1.705MHz-30MHz	30	QP	30m
30MHz-88MHz	100	QP	3m
88MHz-216MHz	150	QP	
216MHz-960MHz	200	QP	
960MHz-1GHz	500	QP	
Above 1GHz	500	Average	
	5000	Peak	

Test setup:

For radiated emissions from 9kHz to 30MHz

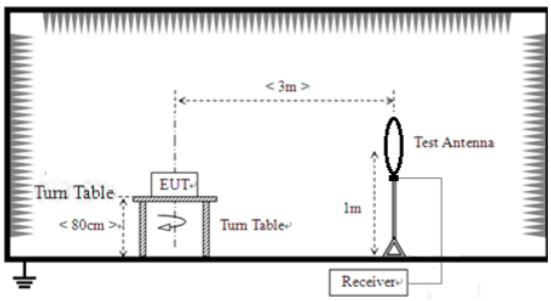

For radiated emissions from 30MHz to1GHz

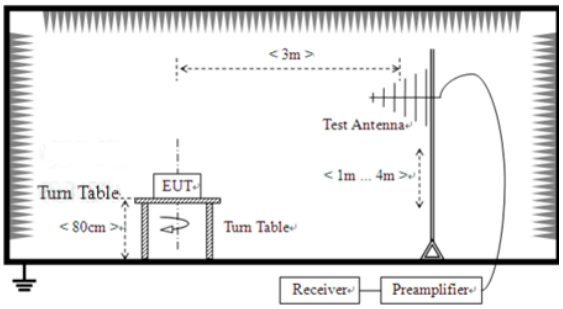

	For radiated emissions above 1GHz 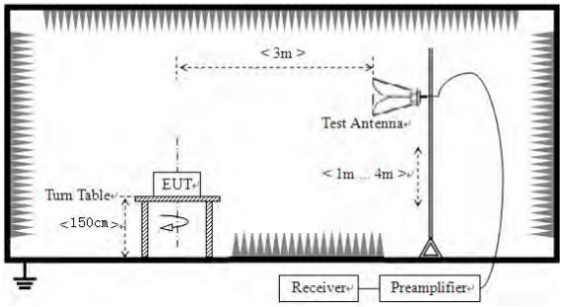 					
Test Procedure:	1. The EUT was placed on the top of a rotating table (0.8m for below 1G and 1.5m for above 1G) above the ground at a 3 meter camber. The table was rotated 360 degrees to determine the position of the highest radiation. 2. The EUT was set 3 meters away from the interference-receiving antenna, which was mounted on the top of a variable-height antenna tower. 3. The antenna height is varied from one meter to four meters above the ground to determine the maximum value of the field strength. Both horizontal and vertical polarizations of the antenna are set to make the measurement. 4. For each suspected emission, the EUT was arranged to its worst case and then the antenna was tuned to heights from 1 meter to 4 meters and the rota table was turned from 0 degrees to 360 degrees to find the maximum reading. 5. The test-receiver system was set to Peak Detect Function and Specified Bandwidth with Maximum Hold Mode. 6. If the emission level of the EUT in peak mode was 10dB lower than the limit specified, then testing could be stopped and the peak values of the EUT would be reported. Otherwise the emissions that did not have 10dB margin would be re-tested one by one using peak, quasi-peak or average method as specified and then reported in a data sheet.					
Test Instruments:	Refer to section 3.0 for details					
Test mode:	Refer to section 2.2 for details					
Test environment:	Temp.:	22.9 °C	Humid.:	39%	Press.:	1012mbar
Test voltage:	DC 12V From Adapter					
Test results:	Pass					

Remarks:

1. *The report only shows the worst mode.*
2. *Pre-scan all kind of the place mode (X-axis, Y-(axis, Z-axis), and found the Y-axis which it is worse case.*

Measurement data:

- **9kHz~30MHz**

The emission from 9 kHz to 30MHz was pre-tested and found the result was 20dB lower than the limit, and according to 15.31(o) & RSS-Gen 6.13, the test result no need to reported.

■ **Below 1GHz**

All mode has been tested, the report only shows the worst mode of 802.11n20 (2412MHz) of ANT1+ANT2.

Test polarization:	Vertical	Test voltage:	DC 12V From Adapter

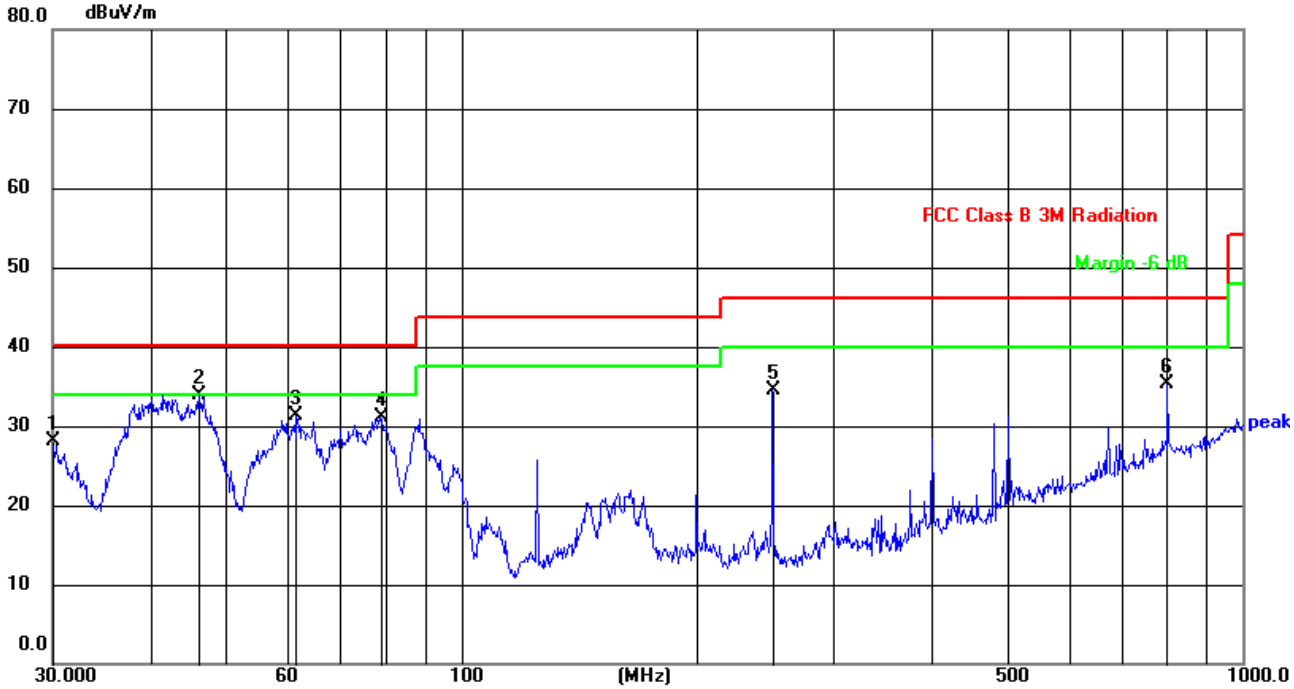

No.	Frequency (MHz)	Reading (dBuV)	Factor (dB/m)	Level (dBuV/m)	Limit (dBuV/m)	Margin (dB)	Detector
1	30.0000	50.91	-22.77	28.14	40.00	-11.86	QP
2	46.1779	55.22	-21.33	33.89	40.00	-6.11	QP
3	61.5618	54.16	-22.79	31.37	40.00	-8.63	QP
4	78.6888	56.94	-25.83	31.11	40.00	-8.89	QP
5	250.3012	56.66	-22.25	34.41	46.00	-11.59	QP
6	801.7863	41.75	-6.49	35.26	46.00	-10.74	QP

Remarks:

Level =Receiver Reading + Factor

Factor= Antenna Factor + Cable Factor – Preamplifier Factor

Test polarization:	Horizontal	Test voltage:	DC 12V From Adapter

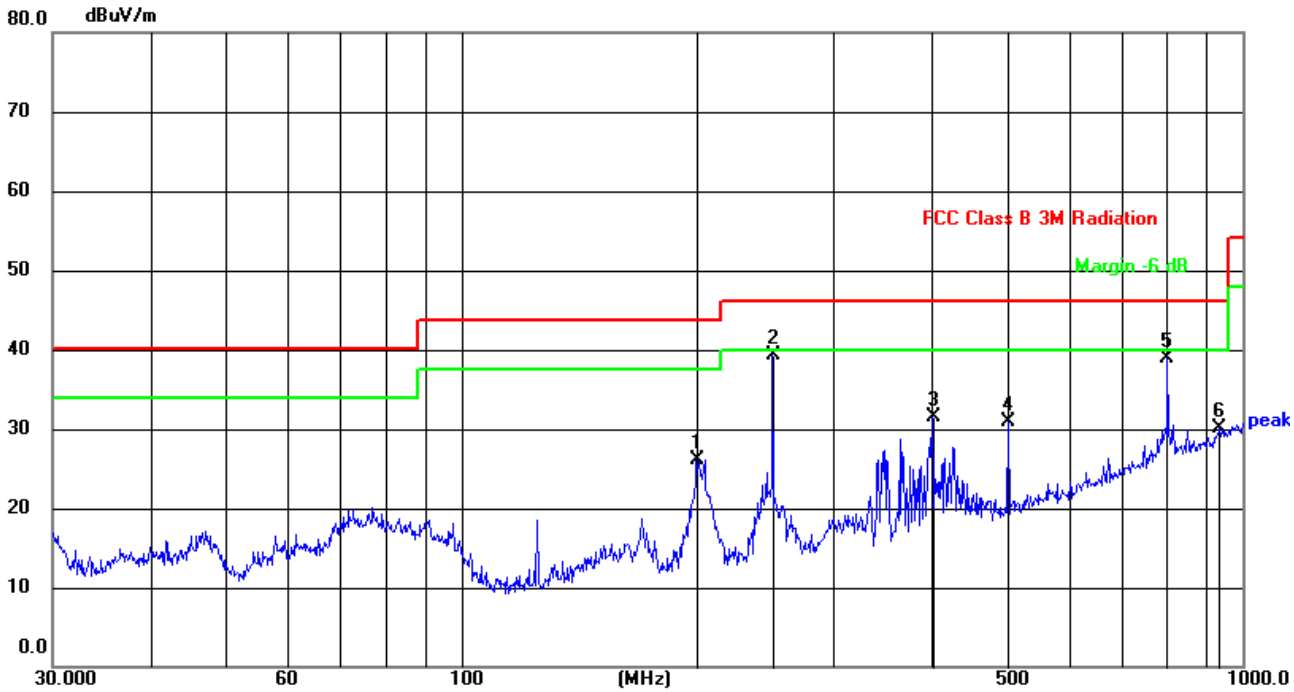

No.	Frequency (MHz)	Reading (dBuV)	Factor (dB/m)	Level (dBuV/m)	Limit (dBuV/m)	Margin (dB)	Detector
1	199.9856	49.46	-23.38	26.08	43.50	-17.42	QP
2	250.3012	61.47	-22.25	39.22	46.00	-6.78	QP
3	400.4319	48.70	-17.28	31.42	46.00	-14.58	QP
4	501.1790	45.03	-14.17	30.86	46.00	-15.14	QP
5	801.7863	45.40	-6.49	38.91	46.00	-7.09	QP
6	935.5463	34.45	-4.29	30.16	46.00	-15.84	QP

Remarks:

Level =Receiver Reading + Factor

Factor= Antenna Factor + Cable Factor – Preamplifier Factor

■ **Above 1GHz**

Test mode:	802.11b	Test channel:	Lowest

Peak value:

Frequency (MHz)	Read Level (dBuV)	Antenna Factor (dB/m)	Cable Loss (dB)	Preamp Factor (dB)	Level (dBuV/m)	Limit Line (dBuV/m)	Over Limit (dB)	polarization
4824.00	50.97	32.40	6.99	44.40	45.96	74.00	-28.04	Vertical
7236.00	46.90	36.60	8.15	42.30	49.35	74.00	-24.65	Vertical
9648.00	44.23	38.50	9.44	42.40	49.77	74.00	-24.23	Vertical
12060.00	*					74.00		Vertical
14472.00	*					74.00		Vertical
16884.00	*					74.00		Vertical
4824.00	52.32	32.40	6.99	44.40	47.31	74.00	-26.69	Horizontal
7236.00	44.23	36.60	8.15	42.30	46.68	74.00	-27.32	Horizontal
9648.00	43.53	38.50	9.44	42.40	49.07	74.00	-24.93	Horizontal
12060.00	*					74.00		Horizontal
14472.00	*					74.00		Horizontal
16884.00	*					74.00		Horizontal

Average value:

Frequency (MHz)	Read Level (dBuV)	Antenna Factor (dB/m)	Cable Loss (dB)	Preamp Factor (dB)	Level (dBuV/m)	Limit Line (dBuV/m)	Over Limit (dB)	polarization
4824.00	41.75	32.40	6.99	44.40	36.74	54.00	-17.26	Vertical
7236.00	36.53	36.60	8.15	42.30	38.98	54.00	-15.02	Vertical
9648.00	33.45	38.50	9.44	42.40	38.99	54.00	-15.01	Vertical
12060.00	*					54.00		Vertical
14472.00	*					54.00		Vertical
16884.00	*					54.00		Vertical
4824.00	42.21	32.40	6.99	44.40	37.20	54.00	-16.80	Horizontal
7236.00	37.08	36.60	8.15	42.30	39.53	54.00	-14.47	Horizontal
9648.00	33.37	38.50	9.44	42.40	38.91	54.00	-15.09	Horizontal
12060.00	*					54.00		Horizontal
14472.00	*					54.00		Horizontal
16884.00	*					54.00		Horizontal

Remark:

1. *Level = Read level + Antenna Factor + Cable Loss – Preamplifier Factor*
2. *"*", means this data is the too weak instrument of signal is unable to test.*
3. *Emissions more than 20 dB below the limit do not need to be reported.*

Test mode:	802.11b	Test channel:	Middle

Peak value:

Frequency (MHz)	Read Level (dBuV)	Antenna Factor (dB/m)	Cable Loss (dB)	Preamp Factor (dB)	Level (dBuV/m)	Limit Line (dBuV/m)	Over Limit (dB)	polarization
4874.00	51.88	32.10	6.99	45.70	45.27	74.00	-28.73	Vertical
7311.00	50.91	36.80	8.15	45.50	50.36	74.00	-23.64	Vertical
9748.00	46.60	38.40	9.44	46.20	48.24	74.00	-25.76	Vertical
12185.00	*					74.00		Vertical
14622.00	*					74.00		Vertical
17059.00	*					74.00		Vertical
4874.00	51.14	32.10	6.99	45.70	44.53	74.00	-29.47	Horizontal
7311.00	48.64	36.80	8.15	45.50	48.09	74.00	-25.91	Horizontal
9748.00	46.15	38.40	9.44	46.20	47.79	74.00	-26.21	Horizontal
12185.00	*					74.00		Horizontal
14622.00	*					74.00		Horizontal
17059.00	*					74.00		Horizontal

Average value:

Frequency (MHz)	Read Level (dBuV)	Antenna Factor (dB/m)	Cable Loss (dB)	Preamp Factor (dB)	Level (dBuV/m)	Limit Line (dBuV/m)	Over Limit (dB)	polarization
4874.00	43.18	32.10	6.99	45.70	36.57	54.00	-17.43	Vertical
7311.00	39.03	36.80	8.15	45.50	38.48	54.00	-15.52	Vertical
9748.00	38.11	38.40	9.44	46.20	39.75	54.00	-14.25	Vertical
12185.00	*					54.00		Vertical
14622.00	*					54.00		Vertical
17059.00	*					54.00		Vertical
4874.00	42.18	32.10	6.99	45.70	35.57	54.00	-18.43	Horizontal
7311.00	39.30	36.80	8.15	45.50	38.75	54.00	-15.25	Horizontal
9748.00	38.17	38.40	9.44	46.20	39.81	54.00	-14.19	Horizontal
12185.00	*					54.00		Horizontal
14622.00	*					54.00		Horizontal
17059.00	*					54.00		Horizontal

Remark:

1. *Final Level =Receiver Read level + Antenna Factor + Cable Loss – Preamplifier Factor*
2. *"*", means this data is the too weak instrument of signal is unable to test.*
3. *Emissions more than 20 dB below the limit do not need to be reported.*

Test mode:	802.11b	Test channel:	Highest

Peak value:

Frequency (MHz)	Read Level (dBuV)	Antenna Factor (dB/m)	Cable Loss (dB)	Preamp Factor (dB)	Level (dBuV/m)	Limit Line (dBuV/m)	Over Limit (dB)	polarization
4924.00	51.71	32.70	6.99	45.70	45.70	74.00	-28.30	Vertical
7386.00	51.13	36.40	8.15	45.50	50.18	74.00	-23.82	Vertical
9848.00	50.08	38.00	9.44	46.20	51.32	74.00	-22.68	Vertical
12310.00	*					74.00		Vertical
14772.00	*					74.00		Vertical
17234.00	*					74.00		Vertical
4924.00	51.27	32.70	6.99	45.70	45.26	74.00	-28.74	Horizontal
7386.00	48.06	36.40	8.15	45.50	47.11	74.00	-26.89	Horizontal
9848.00	49.25	38.00	9.44	46.20	50.49	74.00	-23.51	Horizontal
12310.00	*					74.00		Horizontal
14772.00	*					74.00		Horizontal
17234.00	*					74.00		Horizontal

Average value:

Frequency (MHz)	Read Level (dBuV)	Antenna Factor (dB/m)	Cable Loss (dB)	Preamp Factor (dB)	Level (dBuV/m)	Limit Line (dBuV/m)	Over Limit (dB)	polarization
4924.00	42.05	32.70	6.99	45.70	36.04	54.00	-17.96	Vertical
7386.00	41.40	36.40	8.15	45.50	40.45	54.00	-13.55	Vertical
9848.00	37.44	38.00	9.44	46.20	38.68	54.00	-15.32	Vertical
12310.00	*					54.00		Vertical
14772.00	*					54.00		Vertical
17234.00	*					54.00		Vertical
4924.00	41.13	32.70	6.99	45.70	35.12	54.00	-18.88	Horizontal
7386.00	40.45	36.40	8.15	45.50	39.50	54.00	-14.50	Horizontal
9848.00	36.80	38.00	9.44	46.20	38.04	54.00	-15.96	Horizontal
12310.00	*					54.00		Horizontal
14772.00	*					54.00		Horizontal
17234.00	*					54.00		Horizontal

Remark:

1. *Final Level =Receiver Read level + Antenna Factor + Cable Loss – Preamplifier Factor*
2. *"*", means this data is the too weak instrument of signal is unable to test.*
3. *Emissions more than 20 dB below the limit do not need to be reported.*

Test mode:	802.11g	Test channel:	lowest

Peak value:

Frequency (MHz)	Read Level (dBuV)	Antenna Factor (dB/m)	Cable Loss (dB)	Preamp Factor (dB)	Level (dBuV/m)	Limit Line (dBuV/m)	Over Limit (dB)	polarization
4824.00	50.32	32.40	6.99	44.40	45.31	74.00	-28.69	Vertical
7236.00	45.32	36.60	8.15	42.30	47.77	74.00	-26.23	Vertical
9648.00	46.23	38.50	9.44	42.40	51.77	74.00	-22.23	Vertical
12060.00	*					74.00		Vertical
14472.00	*					74.00		Vertical
16884.00	*					74.00		Vertical
4824.00	50.75	32.40	6.99	44.40	45.74	74.00	-28.26	Horizontal
7236.00	44.92	36.60	8.15	42.30	47.37	74.00	-26.63	Horizontal
9648.00	42.98	38.50	9.44	42.40	48.52	74.00	-25.48	Horizontal
12060.00	*					74.00		Horizontal
14472.00	*					74.00		Horizontal
16884.00	*					74.00		Horizontal

Average value:

Frequency (MHz)	Read Level (dBuV)	Antenna Factor (dB/m)	Cable Loss (dB)	Preamp Factor (dB)	Level (dBuV/m)	Limit Line (dBuV/m)	Over Limit (dB)	polarization
4824.00	41.17	32.40	6.99	44.40	36.16	54.00	-17.84	Vertical
7236.00	36.23	36.60	8.15	42.30	38.68	54.00	-15.32	Vertical
9648.00	35.43	38.50	9.44	42.40	40.97	54.00	-13.03	Vertical
12060.00	*					54.00		Vertical
14472.00	*					54.00		Vertical
16884.00	*					54.00		Vertica
4824.00	41.65	32.40	6.99	44.40	36.64	54.00	-17.36	Horizontal
7236.00	38.71	36.60	8.15	42.30	41.16	54.00	-12.84	Horizontal
9648.00	32.39	38.50	9.44	42.40	37.93	54.00	-16.07	Horizontal
12060.00	*					54.00		Horizontal
14472.00	*					54.00		Horizontal
16884.00	*					54.00		Horizontal

Remark:

1. *Final Level =Receiver Read level + Antenna Factor + Cable Loss – Preamplifier Factor*
2. *"*", means this data is the too weak instrument of signal is unable to test.*
3. *Emissions more than 20 dB below the limit do not need to be reported.*

Test mode:	802.11g	Test channel:	Middle

Peak value:

Frequency (MHz)	Read Level (dBuV)	Antenna Factor (dB/m)	Cable Loss (dB)	Preamp Factor (dB)	Level (dBuV/m)	Limit Line (dBuV/m)	Over Limit (dB)	polarization
4874.00	52.39	32.10	6.99	45.70	45.78	74.00	-28.22	Vertical
7311.00	49.17	36.80	8.15	45.50	48.62	74.00	-25.38	Vertical
9748.00	48.67	38.40	9.44	46.20	50.31	74.00	-23.69	Vertical
12185.00	*					74.00		Vertical
14622.00	*					74.00		Vertical
17059.00	*					74.00		Vertical
4874.00	52.55	32.10	6.99	45.70	45.94	74.00	-28.06	Horizontal
7311.00	47.86	36.80	8.15	45.50	47.31	74.00	-26.69	Horizontal
9748.00	46.31	38.40	9.44	46.20	47.95	74.00	-26.05	Horizontal
12185.00	*					74.00		Horizontal
14622.00	*					74.00		Horizontal
17059.00	*					74.00		Horizontal

Average value:

Frequency (MHz)	Read Level (dBuV)	Antenna Factor (dB/m)	Cable Loss (dB)	Preamp Factor (dB)	Level (dBuV/m)	Limit Line (dBuV/m)	Over Limit (dB)	polarization
4874.00	42.88	32.10	6.99	45.70	36.27	54.00	-17.73	Vertical
7311.00	37.81	36.80	8.15	45.50	37.26	54.00	-16.74	Vertical
9748.00	36.38	38.40	9.44	46.20	38.02	54.00	-15.98	Vertical
12185.00	*					54.00		Vertical
14622.00	*					54.00		Vertical
17059.00	*					54.00		Vertical
4874.00	42.47	32.10	6.99	45.70	35.86	54.00	-18.14	Horizontal
7311.00	38.37	36.80	8.15	45.50	37.82	54.00	-16.18	Horizontal
9748.00	36.11	38.40	9.44	46.20	37.75	54.00	-16.25	Horizontal
12185.00	*					54.00		Horizontal
14622.00	*					54.00		Horizontal
17059.00	*					54.00		Horizontal

Remark:

1. *Final Level =Receiver Read level + Antenna Factor + Cable Loss – Preamplifier Factor*
2. *"*", means this data is the too weak instrument of signal is unable to test.*
3. *Emissions more than 20 dB below the limit do not need to be reported.*

Test mode:	802.11g	Test channel:	Highest

Peak value:

Frequency (MHz)	Read Level (dBuV)	Antenna Factor (dB/m)	Cable Loss (dB)	Preamp Factor (dB)	Level (dBuV/m)	Limit Line (dBuV/m)	Over Limit (dB)	polarization
4924.00	52.65	32.70	6.99	45.70	46.64	74.00	-27.36	Vertical
7386.00	50.13	36.40	8.15	45.50	49.18	74.00	-24.82	Vertical
9848.00	47.19	38.30	9.44	46.20	48.73	74.00	-25.27	Vertical
12310.00	*					74.00		Vertical
14772.00	*					74.00		Vertical
17234.00	*					74.00		Vertical
4924.00	51.86	32.70	6.99	45.70	45.85	74.00	-28.15	Horizontal
7386.00	49.85	36.40	8.15	45.50	48.90	74.00	-25.10	Horizontal
9848.00	47.25	38.30	9.44	46.20	48.79	74.00	-25.21	Horizontal
12310.00	*					74.00		Horizontal
14772.00	*					74.00		Horizontal
17234.00	*					74.00		Horizontal

Average value:

Frequency (MHz)	Read Level (dBuV)	Antenna Factor (dB/m)	Cable Loss (dB)	Preamp Factor (dB)	Level (dBuV/m)	Limit Line (dBuV/m)	Over Limit (dB)	polarization
4924.00	42.06	32.70	6.99	45.70	36.05	54.00	-17.95	Vertical
7386.00	38.72	36.40	8.15	45.50	37.77	54.00	-16.23	Vertical
9848.00	36.30	38.30	9.44	46.20	37.84	54.00	-16.16	Vertical
12310.00	*					54.00		Vertical
14772.00	*					54.00		Vertical
17234.00	*					54.00		Vertical
4924.00	42.58	32.70	6.99	45.70	36.57	54.00	-17.43	Horizontal
7386.00	39.57	36.40	8.15	45.50	38.62	54.00	-15.38	Horizontal
9848.00	36.83	38.30	9.44	46.20	38.37	54.00	-15.63	Horizontal
12310.00	*					54.00		Horizontal
14772.00	*					54.00		Horizontal
17234.00	*					54.00		Horizontal

Remark:

1. *Final Level =Receiver Read level + Antenna Factor + Cable Loss – Preamplifier Factor*
2. *"*", means this data is the too weak instrument of signal is unable to test.*
3. *Emissions more than 20 dB below the limit do not need to be reported.*

Test mode:	802.11n(HT20)	Test channel:	Lowest

Peak value:

Frequency (MHz)	Read Level (dBuV)	Antenna Factor (dB/m)	Cable Loss (dB)	Preamp Factor (dB)	Level (dBuV/m)	Limit Line (dBuV/m)	Over Limit (dB)	polarization
4824.00	51.46	32.40	6.99	44.40	46.45	74.00	-27.55	Vertical
7236.00	46.52	36.60	8.15	42.30	48.97	74.00	-25.03	Vertical
9648.00	44.82	38.50	9.44	42.40	50.36	74.00	-23.64	Vertical
12060.00	*					74.00		Vertical
14472.00	*					74.00		Vertical
16884.00	*					74.00		Vertical
4824.00	51.71	32.40	6.99	44.40	46.70	74.00	-27.30	Horizontal
7236.00	46.57	36.60	8.15	42.30	49.02	74.00	-24.98	Horizontal
9648.00	45.44	38.50	9.44	42.40	50.98	74.00	-23.02	Horizontal
12060.00	*					74.00		Horizontal
14472.00	*					74.00		Horizontal
16884.00	*					74.00		Horizontal

Average value:

Frequency (MHz)	Read Level (dBuV)	Antenna Factor (dB/m)	Cable Loss (dB)	Preamp Factor (dB)	Level (dBuV/m)	Limit Line (dBuV/m)	Over Limit (dB)	polarization
4824.00	42.03	32.40	6.99	44.40	37.02	54.00	-16.98	Vertical
7236.00	38.12	36.60	8.15	42.30	40.57	54.00	-13.43	Vertical
9648.00	36.30	38.50	9.44	42.40	41.84	54.00	-12.16	Vertical
12060.00	*					54.00		Vertical
14472.00	*					54.00		Vertical
16884.00	*					54.00		Vertical
4824.00	42.78	32.40	6.99	44.40	37.77	54.00	-16.23	Horizontal
7236.00	37.25	36.60	8.15	42.30	39.70	54.00	-14.30	Horizontal
9648.00	33.48	38.50	9.44	42.40	39.02	54.00	-14.98	Horizontal
12060.00	*					54.00		Horizontal
14472.00	*					54.00		Horizontal
16884.00	*					54.00		Horizontal

Remark:

1. *Final Level =Receiver Read level + Antenna Factor + Cable Loss – Preamplifier Factor*
2. *"*", means this data is the too weak instrument of signal is unable to test.*
3. *Emissions more than 20 dB below the limit do not need to be reported.*

Test mode:	802.11n(HT20)	Test channel:	Middle

Peak value:

Frequency (MHz)	Read Level (dBuV)	Antenna Factor (dB/m)	Cable Loss (dB)	Preamp Factor (dB)	Level (dBuV/m)	Limit Line (dBuV/m)	Over Limit (dB)	polarization
4874.00	53.45	32.10	6.99	45.70	46.84	74.00	-27.16	Vertical
7311.00	50.11	36.80	8.15	45.50	49.56	74.00	-24.44	Vertical
9748.00	48.57	38.40	9.44	46.20	50.21	74.00	-23.79	Vertical
12185.00	*					74.00		Vertical
14622.00	*					74.00		Vertical
17059.00	*					74.00		Vertical
4874.00	53.01	32.10	6.99	45.70	46.40	74.00	-27.60	Horizontal
7311.00	50.65	36.80	8.15	45.50	50.10	74.00	-23.90	Horizontal
9748.00	49.22	38.40	9.44	46.20	50.86	74.00	-23.14	Horizontal
12185.00	*					74.00		Horizontal
14622.00	*					74.00		Horizontal
17059.00	*					74.00		Horizontal

Average value:

Frequency (MHz)	Read Level (dBuV)	Antenna Factor (dB/m)	Cable Loss (dB)	Preamp Factor (dB)	Level (dBuV/m)	Limit Line (dBuV/m)	Over Limit (dB)	polarization
4874.00	43.56	32.10	6.99	45.70	36.95	54.00	-17.05	Vertical
7311.00	39.35	36.80	8.15	45.50	38.80	54.00	-15.20	Vertical
9748.00	38.90	38.40	9.44	46.20	40.54	54.00	-13.46	Vertical
12185.00	*					54.00		Vertical
14622.00	*					54.00		Vertical
17059.00	*					54.00		Vertical
4874.00	45.91	32.10	6.99	45.70	39.30	54.00	-14.70	Horizontal
7311.00	39.01	36.80	8.15	45.50	38.46	54.00	-15.54	Horizontal
9748.00	39.70	38.40	9.44	46.20	41.34	54.00	-12.66	Horizontal
12185.00	*					54.00		Horizontal
14622.00	*					54.00		Horizontal
17059.00	*					54.00		Horizontal

Remark:

1. *Final Level =Receiver Read level + Antenna Factor + Cable Loss – Preamplifier Factor*
2. *"*", means this data is the too weak instrument of signal is unable to test.*
3. *Emissions more than 20 dB below the limit do not need to be reported.*

Test mode:	802.11n(HT20)	Test channel:	Highest

Peak value:

Frequency (MHz)	Read Level (dBuV)	Antenna Factor (dB/m)	Cable Loss (dB)	Preamp Factor (dB)	Level (dBuV/m)	Limit Line (dBuV/m)	Over Limit (dB)	polarization
4924.00	53.09	32.70	6.99	45.70	47.08	74.00	-26.92	Vertical
7386.00	50.53	36.40	8.15	45.50	49.58	74.00	-24.42	Vertical
9848.00	49.74	38.30	9.44	46.20	51.28	74.00	-22.72	Vertical
12310.00	*					74.00		Vertical
14772.00	*					74.00		Vertical
17234.00	*					74.00		Vertical
4924.00	52.72	32.70	6.99	45.70	46.71	74.00	-27.29	Horizontal
7386.00	50.91	36.40	8.15	45.50	49.96	74.00	-24.04	Horizontal
9848.00	48.89	38.30	9.44	46.20	50.43	74.00	-23.57	Horizontal
12310.00	*					74.00		Horizontal
14772.00	*					74.00		Horizontal
17234.00	*					74.00		Horizontal

Average value:

Frequency (MHz)	Read Level (dBuV)	Antenna Factor (dB/m)	Cable Loss (dB)	Preamp Factor (dB)	Level (dBuV/m)	Limit Line (dBuV/m)	Over Limit (dB)	polarization
4924.00	42.15	32.70	6.99	45.70	36.14	54.00	-17.86	Vertical
7386.00	40.76	36.40	8.15	45.50	39.81	54.00	-14.19	Vertical
9848.00	37.78	38.00	9.44	46.20	39.02	54.00	-14.98	Vertical
12310.00	*					54.00		Vertical
14772.00	*					54.00		Vertical
17234.00	*					54.00		Vertical
4924.00	43.65	32.70	6.99	45.70	37.64	54.00	-16.36	Horizontal
7386.00	39.17	36.40	8.15	45.50	38.22	54.00	-15.78	Horizontal
9848.00	38.89	38.30	9.44	46.20	40.43	54.00	-13.58	Horizontal
12310.00	*					54.00		Horizontal
14772.00	*					54.00		Horizontal
17234.00	*					54.00		Horizontal

Remark:

1 Final Level =Receiver Read level + Antenna Factor + Cable Loss – Preamplifier Factor

2 "", means this data is the too weak instrument of signal is unable to test.*

3. Emissions more than 20 dB below the limit do not need to be reported.

Test mode:	802.11n(HT40)	Test channel:	Lowest

Peak value:

Frequency (MHz)	Read Level (dBuV)	Antenna Factor (dB/m)	Cable Loss (dB)	Preamp Factor (dB)	Level (dBuV/m)	Limit Line (dBuV/m)	Over Limit (dB)	polarization
4844.00	51.79	32.40	6.99	44.40	46.78	74.00	-27.22	Vertical
7266.00	48.12	36.60	8.15	42.30	50.57	74.00	-23.43	Vertical
9688.00	45.47	38.50	9.44	42.40	51.01	74.00	-22.99	Vertical
12060.00	*					74.00		Vertical
14472.00	*					74.00		Vertical
16884.00	*					74.00		Vertical
4844.00	50.95	32.40	6.99	44.40	45.94	74.00	-28.06	Horizontal
7266.00	47.54	36.60	8.15	42.30	49.99	74.00	-24.01	Horizontal
9688.00	45.21	38.50	9.44	42.40	50.75	74.00	-23.25	Horizontal
12060.00	*					74.00		Horizontal
14472.00	*					74.00		Horizontal
16884.00	*					74.00		Horizontal

Average value:

Frequency (MHz)	Read Level (dBuV)	Antenna Factor (dB/m)	Cable Loss (dB)	Preamp Factor (dB)	Level (dBuV/m)	Limit Line (dBuV/m)	Over Limit (dB)	polarization
4844.00	47.49	32.40	6.99	44.40	42.48	54.00	-11.52	Vertical
7266.00	40.42	36.60	8.15	42.30	42.87	54.00	-11.13	Vertical
9688.00	38.06	38.50	9.44	42.40	43.60	54.00	-10.40	Vertical
12060.00	*					54.00		Vertical
14472.00	*					54.00		Vertical
16884.00	*					54.00		Vertical
4844.00	46.77	32.40	6.99	44.40	41.76	54.00	-12.24	Horizontal
7266.00	39.83	36.60	8.15	42.30	42.28	54.00	-11.72	Horizontal
9688.00	37.67	38.50	9.44	42.40	43.21	54.00	-10.79	Horizontal
12060.00	*					54.00		Horizontal
14472.00	*					54.00		Horizontal
16884.00	*					54.00		Horizontal

Remark:

1. *Final Level =Receiver Read level + Antenna Factor + Cable Loss – Preamplifier Factor*
2. *"*", means this data is the too weak instrument of signal is unable to test.*
3. *Emissions more than 20 dB below the limit do not need to be reported.*

Test mode:	802.11n(HT40)	Test channel:	Middle

Peak value:

Frequency (MHz)	Read Level (dBuV)	Antenna Factor (dB/m)	Cable Loss (dB)	Preamp Factor (dB)	Level (dBuV/m)	Limit Line (dBuV/m)	Over Limit (dB)	polarization
4874.00	52.81	32.10	6.99	45.70	46.20	74.00	-27.80	Vertical
7311.00	49.00	36.80	8.15	45.50	48.45	74.00	-25.55	Vertical
9748.00	48.18	38.40	9.44	46.20	49.82	74.00	-24.18	Vertical
12185.00	*					74.00		Vertical
14622.00	*					74.00		Vertical
17059.00	*					74.00		Vertical
4874.00	52.20	32.10	6.99	45.70	45.59	74.00	-28.41	Horizontal
7311.00	48.23	36.80	8.15	45.50	47.68	74.00	-26.32	Horizontal
9748.00	48.39	38.40	9.44	46.20	50.03	74.00	-23.97	Horizontal
12185.00	*					74.00		Horizontal
14622.00	*					74.00		Horizontal
17059.00	*					74.00		Horizontal

Average value:

Frequency (MHz)	Read Level (dBuV)	Antenna Factor (dB/m)	Cable Loss (dB)	Preamp Factor (dB)	Level (dBuV/m)	Limit Line (dBuV/m)	Over Limit (dB)	polarization
4874.00	43.12	32.10	6.99	45.70	36.51	54.00	-17.49	Vertical
7311.00	39.32	36.80	8.15	45.50	38.77	54.00	-15.23	Vertical
9748.00	38.49	38.40	9.44	46.20	40.13	54.00	-13.87	Vertical
12185.00	*					54.00		Vertical
14622.00	*					54.00		Vertical
17059.00	*					54.00		Vertical
4874.00	42.67	32.10	6.99	45.70	36.06	54.00	-17.94	Horizontal
7311.00	40.88	36.80	8.15	45.50	40.33	54.00	-13.67	Horizontal
9748.00	37.99	38.40	9.44	46.20	39.63	54.00	-14.37	Horizontal
12185.00	*					54.00		Horizontal
14622.00	*					54.00		Horizontal
17059.00	*					54.00		Horizontal

Remark:

1. *Final Level =Receiver Read level + Antenna Factor + Cable Loss – Preamplifier Factor*
2. *"*", means this data is the too weak instrument of signal is unable to test.*
3. *Emissions more than 20 dB below the limit do not need to be reported.*

Test mode:	802.11n(HT40)	Test channel:	Highest

Peak value:

Frequency (MHz)	Read Level (dBuV)	Antenna Factor (dB/m)	Cable Loss (dB)	Preamp Factor (dB)	Level (dBuV/m)	Limit Line (dBuV/m)	Over Limit (dB)	polarization
4904.00	52.52	32.70	6.99	45.70	46.51	74.00	-27.49	Vertical
7356.00	50.39	36.40	8.15	45.50	49.44	74.00	-24.56	Vertical
9808.00	48.90	38.30	9.44	46.20	50.44	74.00	-23.56	Vertical
12310.00	*					74.00		Vertical
14772.00	*					74.00		Vertical
17234.00	*					74.00		Vertical
4904.00	52.22	32.70	6.99	45.70	46.21	74.00	-27.79	Horizontal
7356.00	51.42	36.40	8.15	45.50	50.47	74.00	-23.53	Horizontal
9808.00	48.01	38.30	9.44	46.20	49.55	74.00	-24.45	Horizontal
12310.00	*					74.00		Horizontal
14772.00	*					74.00		Horizontal
17234.00	*					74.00		Horizontal

Average value:

Frequency (MHz)	Read Level (dBuV)	Antenna Factor (dB/m)	Cable Loss (dB)	Preamp Factor (dB)	Level (dBuV/m)	Limit Line (dBuV/m)	Over Limit (dB)	polarization
4904.00	42.59	32.70	6.99	45.70	36.58	54.00	-17.42	Vertical
7356.00	39.80	36.40	8.15	45.50	38.85	54.00	-15.15	Vertical
9808.00	38.46	38.30	9.44	46.20	40.00	54.00	-14.00	Vertical
12310.00	*					54.00		Vertical
14772.00	*					54.00		Vertical
17234.00	*					54.00		Vertical
4904.00	42.68	32.70	6.99	45.70	36.67	54.00	-17.33	Horizontal
7356.00	40.40	36.40	8.15	45.50	39.45	54.00	-14.55	Horizontal
9808.00	37.72	38.30	9.44	46.20	39.26	54.00	-14.74	Horizontal
12310.00	*					54.00		Horizontal
14772.00	*					54.00		Horizontal
17234.00	*					54.00		Horizontal

Remark:

1 Final Level =Receiver Read level + Antenna Factor + Cable Loss – Preamplifier Factor

2 "", means this data is the too weak instrument of signal is unable to test.*

3. Emissions more than 20 dB below the limit do not need to be reported.

5. Test Setup Photo

Reference to the **appendix I** for details.

6. EUT Constructional Details

Reference to the **appendix II** for details.

------End------