AppendixA: 20dB Emission Bandwidth

Test Result

Test Mode	Antenna	Frequency[MHz]	20db EBW[MHz]	FL[MHz]	FH[MHz]	Limit[MHz]	Verdict
TX	Ant1	2408	1.040	2407.506	2408.546	---	---
TX	Ant1	2440	1.044	2439.506	2440.550	---	---
TX	Ant1	2475	1.046	2474.504	2475.550	---	---

Test Graphs

TX-Ant1-2408

TX-Ant1-2440

TX-Ant1-2475

/

/

AppendixB: Occupied Channel Bandwidth

Test Result

Test Mode	Antenna	Frequency[MHz]	OCB [MHz]	FL[MHz]	FH[MHz]	Limit[MHz]	Verdict
TX	Ant1	2408	1.0165	2407.5164	2408.5329	---	---
TX	Ant1	2440	1.0196	2439.5134	2440.5330	---	---
TX	Ant1	2475	1.0239	2474.5134	2475.5373	---	---

Test Graphs

TX-Ant1-2408

TX-Ant1-2440

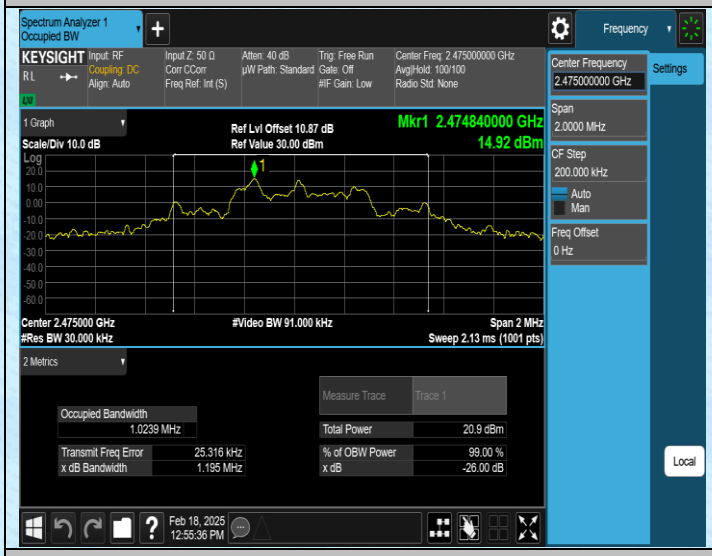

TX-Ant1-2475

/

AppendixC: Maximum conducted output power

Test Result

Test Mode	Antenna	Frequency[MHz]	Result[dBm]	Limit[dBm]	Verdict
TX	Ant1	2408	11.89	≤20.97	PASS
TX	Ant1	2440	13.48	≤20.97	PASS
TX	Ant1	2475	15.19	≤20.97	PASS

Test Graphs

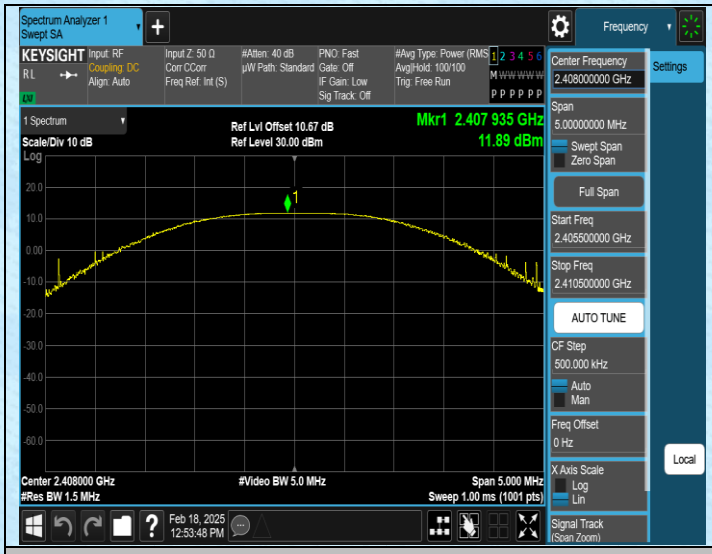

TX-Ant1-2408-PASS

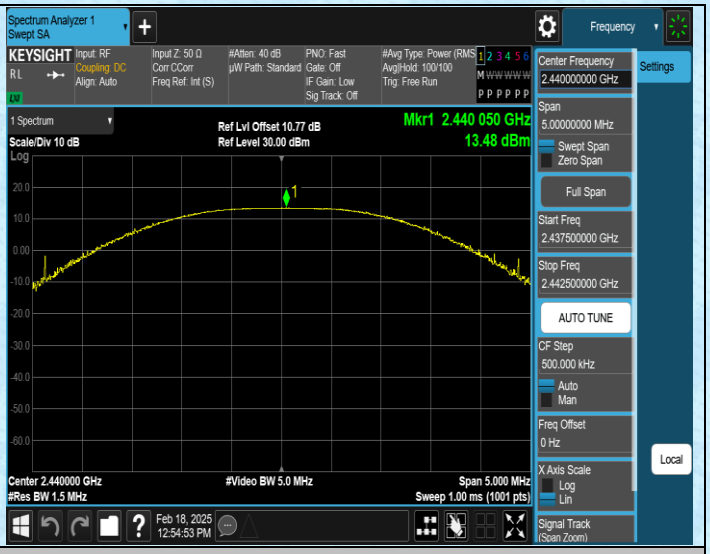

TX-Ant1-2440-PASS

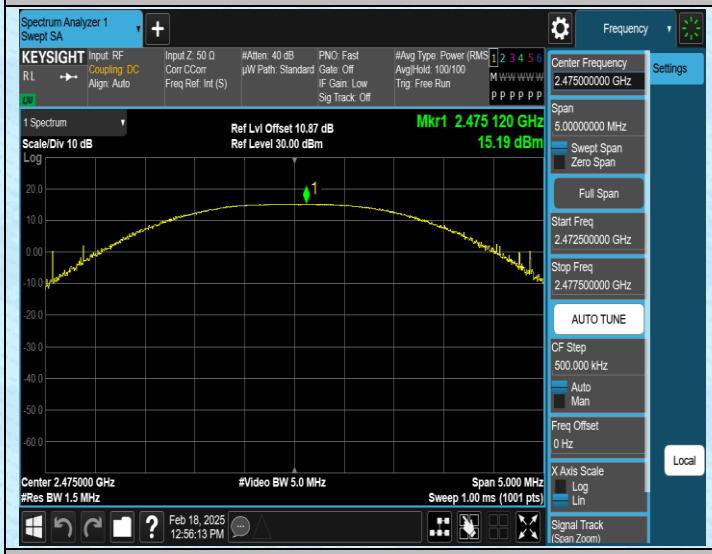

TX-Ant1-2475-PASS

/

/

AppendixD: Carrier frequency separation

Test Result

Test Mode	Antenna	Frequency[MHz]	Result[MHz]	Limit[MHz]	Verdict
TX	Ant1	Hop_2408	5.008	1.046	PASS
TX	Ant1	Hop_2440	4.013	1.046	PASS
TX	Ant1	Hop_2475	5.000	1.046	PASS

Test Graphs

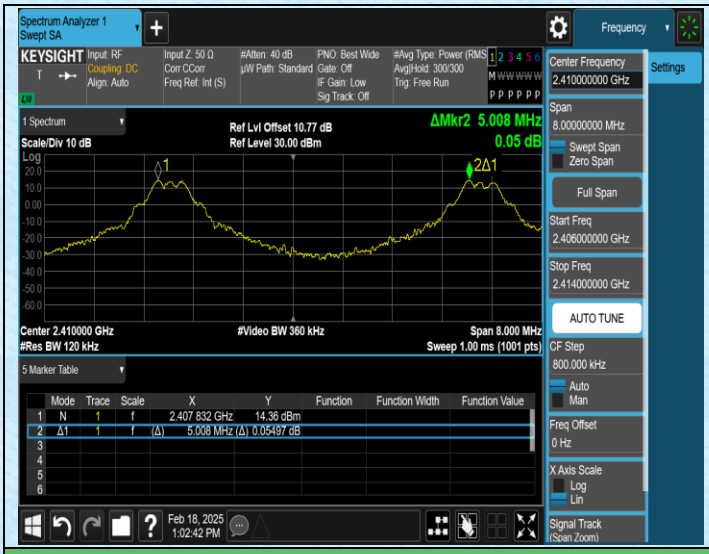

TX-Ant1-Hop_2408

TX-Ant1-Hop_2440

TX-Ant1-Hop_2475

/

/

AppendixE: Time of occupancy

Test Result

Test Mode	Antenna	Frequency[MHz]	BurstWidth [ms]	TotalHops [Num]	Result[ms]	Limit[ms]	Verdict
TX	Ant1	Hop_2408	1.332	104	138.53	≤400	PASS
TX	Ant1	Hop_2440	1.332	104	138.53	≤400	PASS
TX	Ant1	Hop_2475	1.334	104	138.74	≤400	PASS

Test Graphs

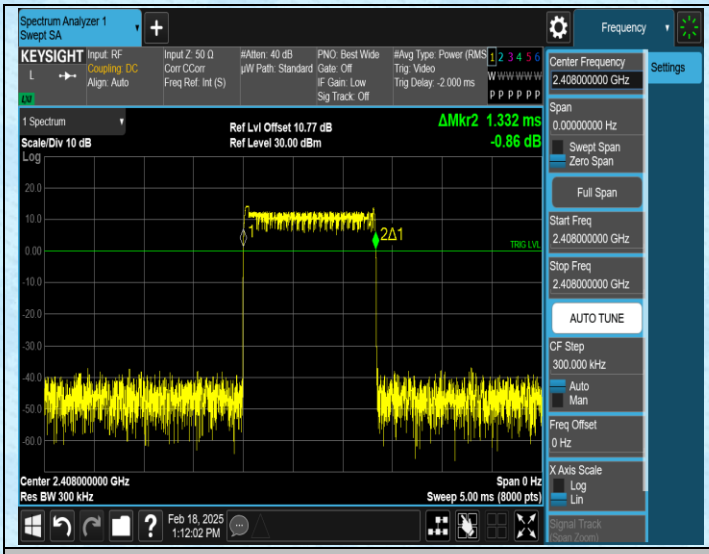

TX-Ant1-Hop_2408

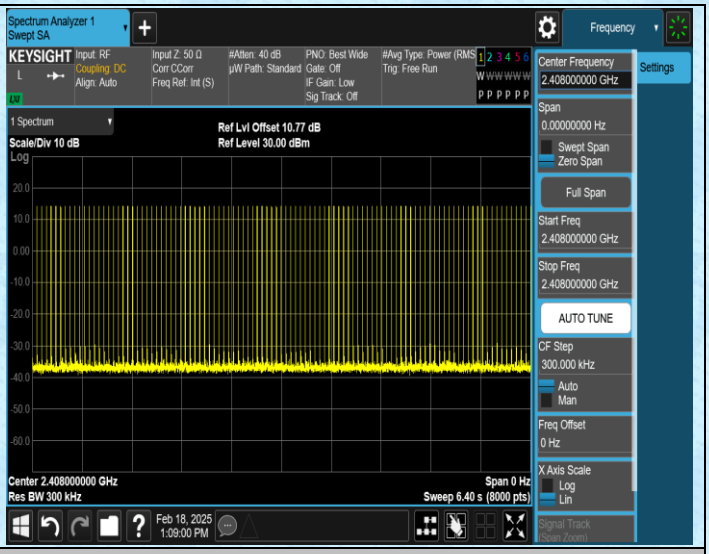

TX-Ant1-Hop_2408

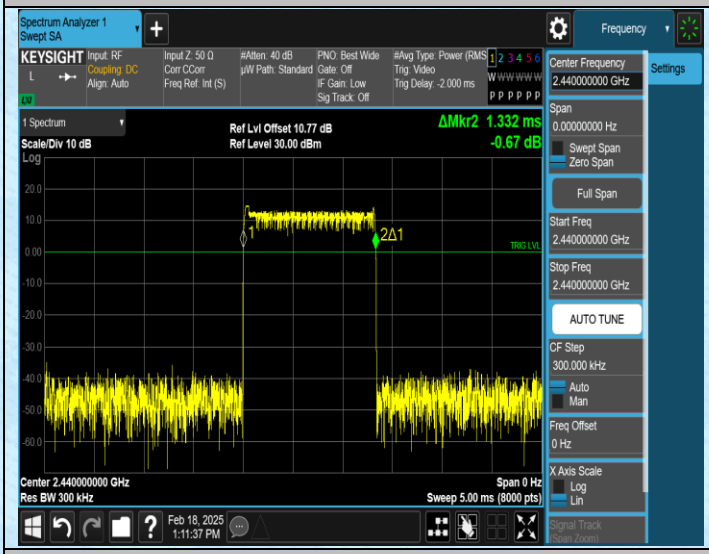

TX-Ant1-Hop_2440

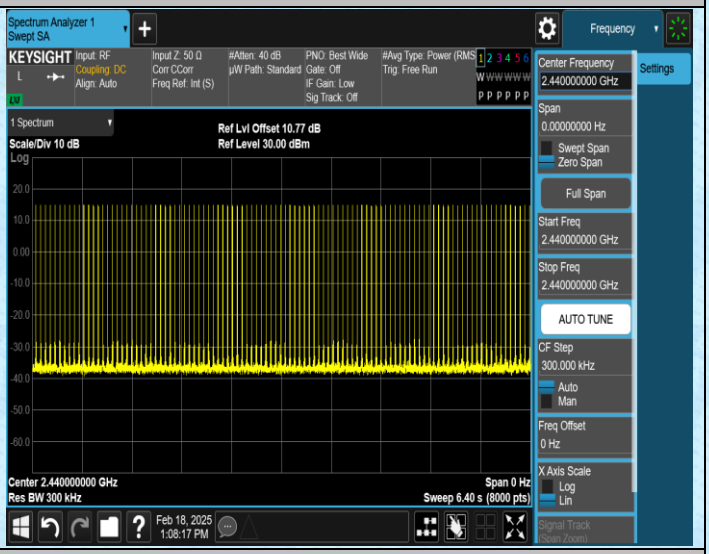

TX-Ant1-Hop_2440

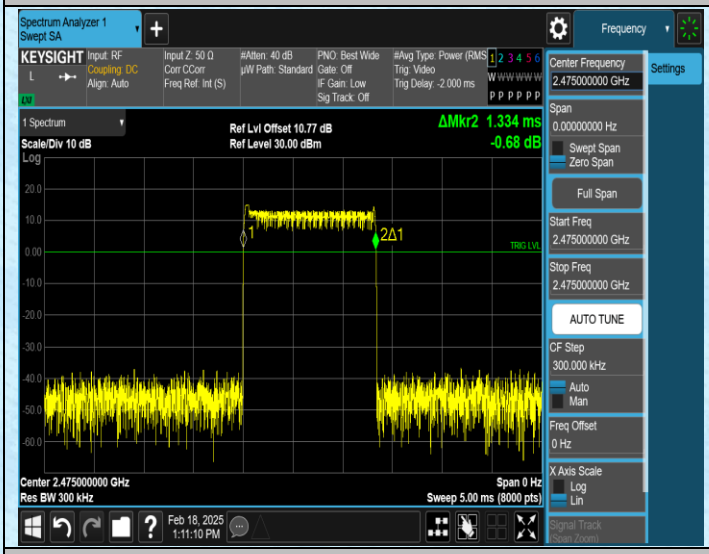

TX-Ant1-Hop_2475

TX-Ant1-Hop_2475

AppendixF: Number of hopping channels

Test Result

Test Mode	Antenna	Frequency[MHz]	Result[Num]	Limit[Num]	Verdict
TX	Ant1	Hop	16	≥15	PASS

Test Graphs

	/
TX-Ant1-Hop-PASS	/

AppendixG:Band edge measurements

Test Result

Test Mode	Antenna	ChName	Frequency[MHz]	RefLevel [dBm]	Result [dBm]	Limit [dBm]	Verdict
TX	Ant1	Low	2408	11.38	-39.22	≤-8.62	PASS
TX	Ant1	High	2475	14.74	-33.13	≤-5.26	PASS
TX	Ant1	Low	Hop_2408	13.49	-49.8	≤-6.51	PASS
TX	Ant1	High	Hop_2475	15.47	-49.92	≤-4.53	PASS

Test Graphs

TX-Ant1-2408-PASS

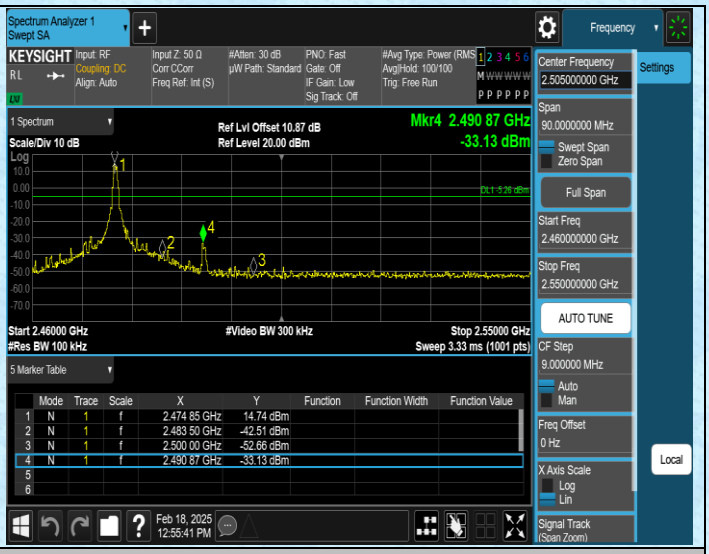

TX-Ant1-2475-PASS

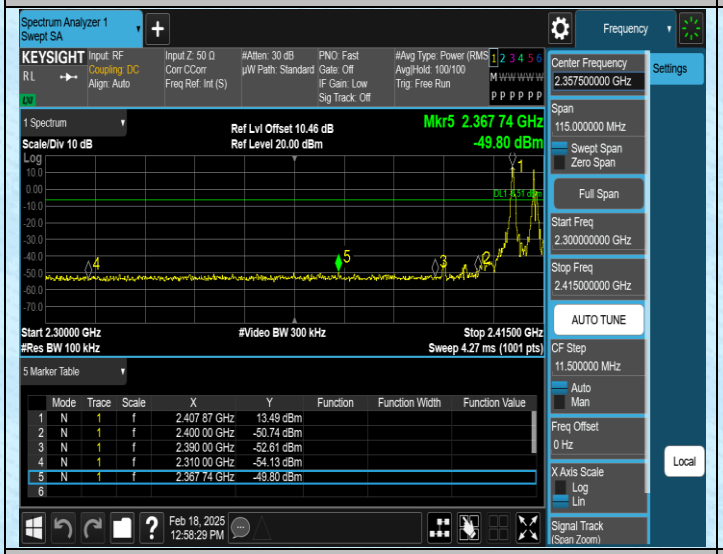

TX-Ant1-Hop_2408-PASS

TX-Ant1-Hop_2475-PASS

AppendixH:Conducted Spurious Emission

Test Result

Test Mode	Antenna	Frequency[MHz]	FreqRange [MHz]	RefLevel [dBm]	Result [dBm]	Limit [dBm]	Verdict
TX	Ant1	2408	0~Reference	11.45	11.45	---	PASS
TX	Ant1	2408	30~1000	11.45	-62.03	≤-8.55	PASS
TX	Ant1	2408	1000~26500	11.45	-48.27	≤-8.55	PASS
TX	Ant1	2440	0~Reference	13.28	13.28	---	PASS
TX	Ant1	2440	30~1000	13.28	-62.21	≤-6.72	PASS
TX	Ant1	2440	1000~26500	13.28	-48.81	≤-6.72	PASS
TX	Ant1	2475	0~Reference	14.86	14.86	---	PASS
TX	Ant1	2475	30~1000	14.86	-61.88	≤-5.14	PASS
TX	Ant1	2475	1000~26500	14.86	-47.41	≤-5.14	PASS

Test Graphs

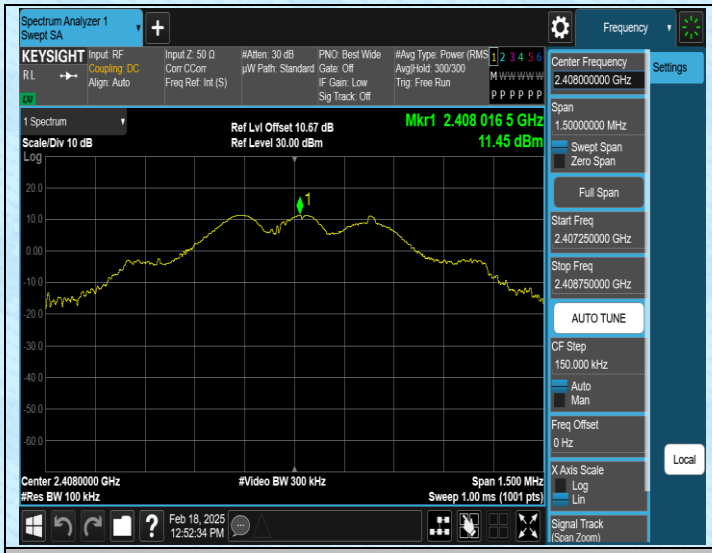

TX-Ant1-2408-0~Reference-PASS

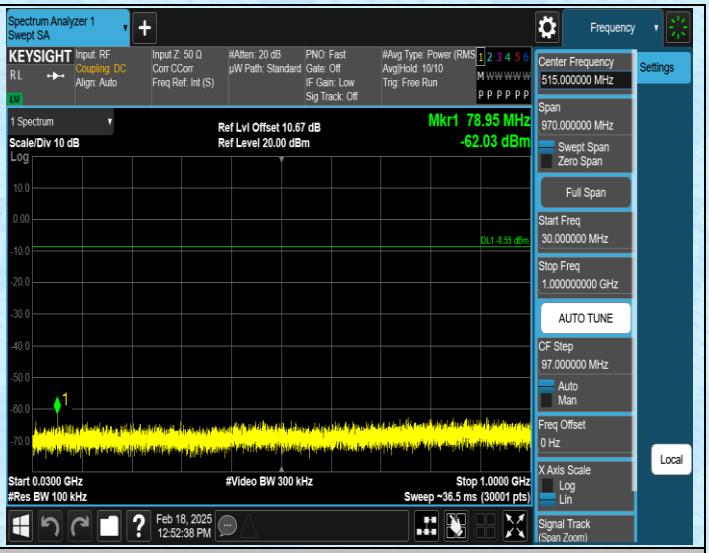

TX-Ant1-2408-30~1000-PASS

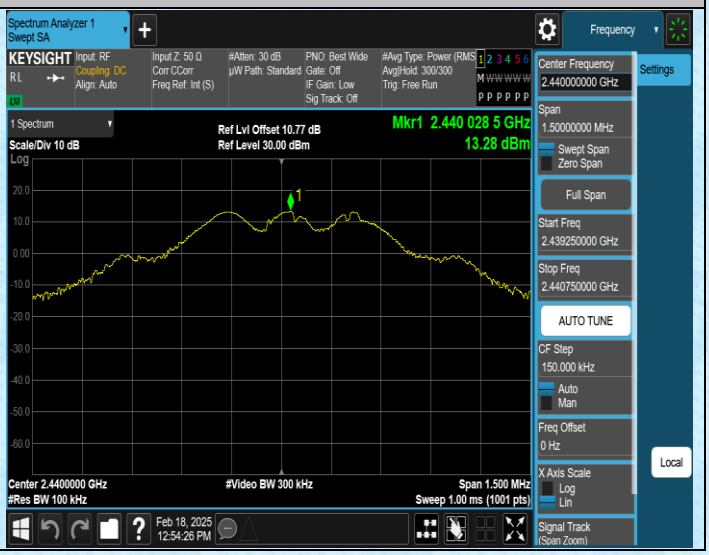

TX-Ant1-2408-1000~26500-PASS

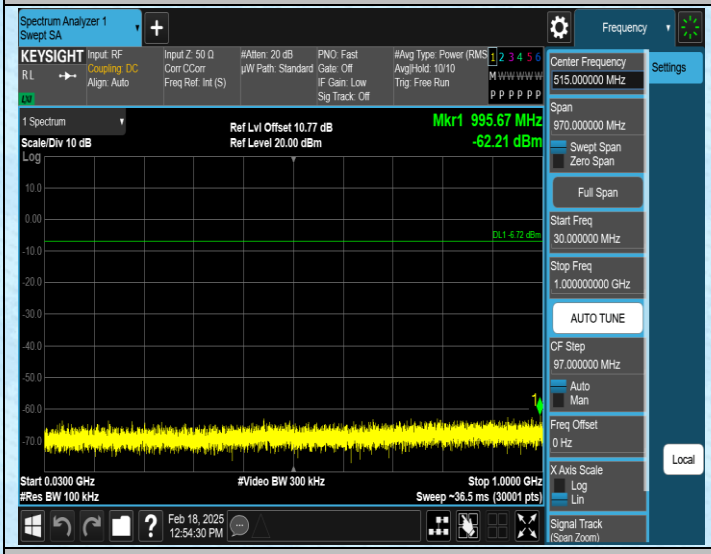

TX-Ant1-2440-0~Reference-PASS

TX-Ant1-2440-30~1000-PASS

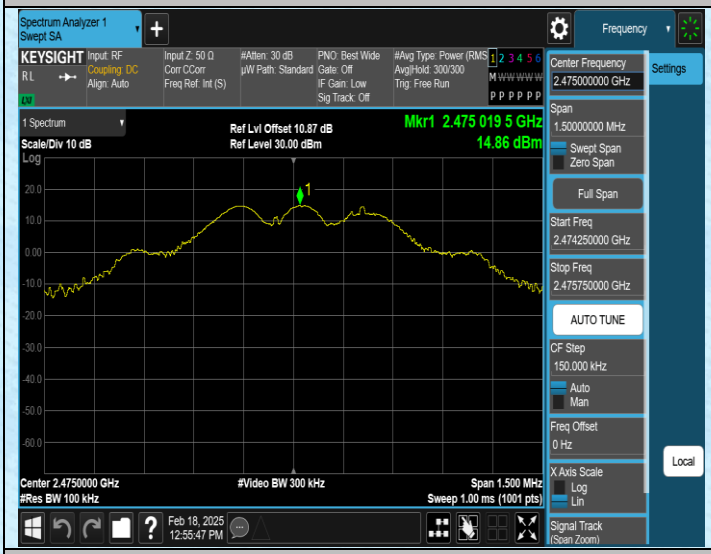

TX-Ant1-2440-1000~26500-PASS

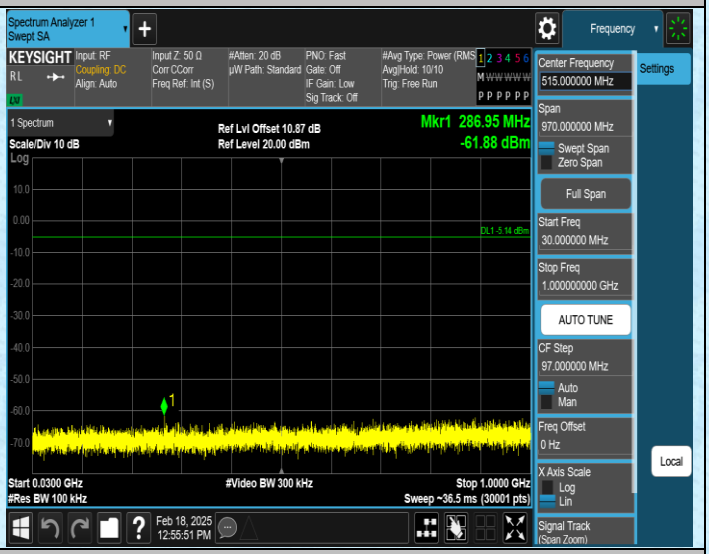

TX-Ant1-2475-0~Reference-PASS

TX-Ant1-2475-30~1000-PASS

/

TX-Ant1-2475-1000~26500-PASS

/

AppendixI: Duty Cycle

Test Result

Test Mode	Antenna	Frequency[MHz]	Transmission Duration [ms]	Transmission Period [ms]	Duty Cycle [%]	Limit	Verdict
TX	Ant1	2408	1.30	3.86	33.68	---	---
TX	Ant1	2440	1.30	3.84	33.85	---	---
TX	Ant1	2475	1.30	3.84	33.85	---	---

Test Graphs

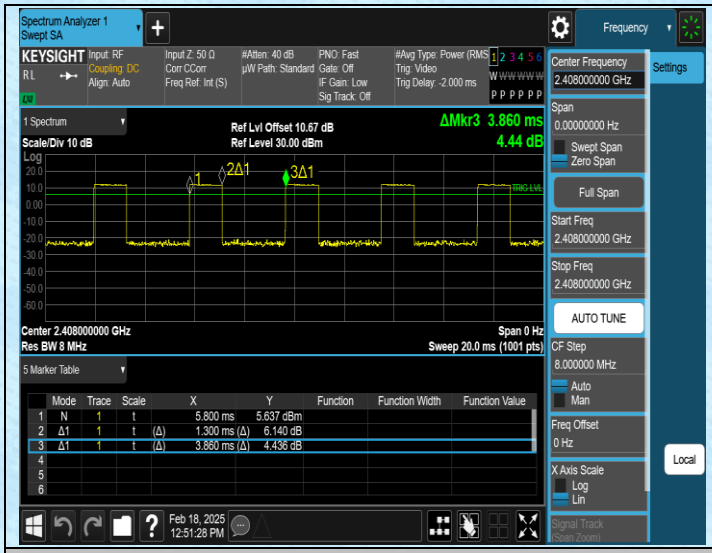

NTNV-TX-Ant1-2408

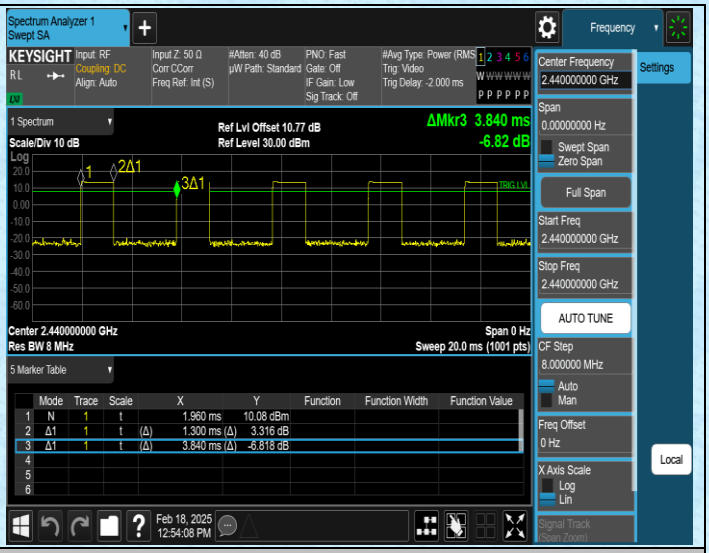

NTNV-TX-Ant1-2440

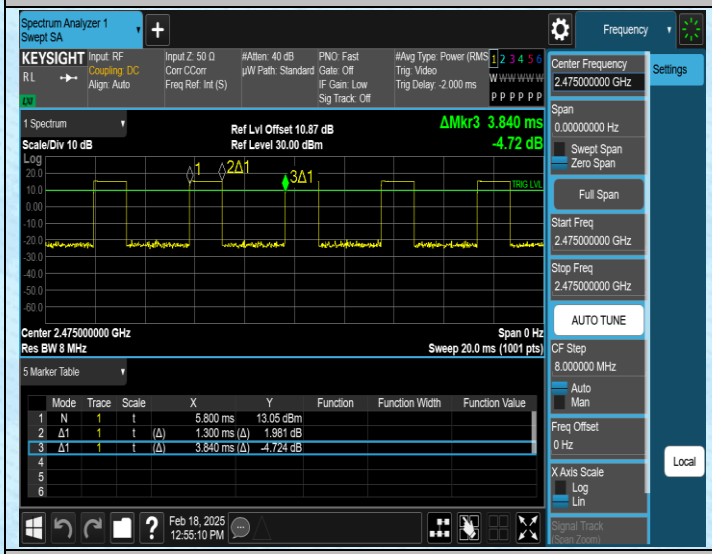

NTNV-TX-Ant1-2475

/

---End---