AppendixA: 20dB Emission Bandwidth

Test Result

Test Mode	Antenna	Frequency[MHz]	20dB EBW[MHz]	FL[MHz]	FH[MHz]	Limit[MHz]	Verdict
OTHER	Ant1	2408	1.035	2407.508	2408.543	---	---
OTHER	Ant1	2440	1.035	2439.505	2440.540	---	---
OTHER	Ant1	2475	1.035	2474.505	2475.540	---	---

Test Graphs

OTHER-Ant1-2408

OTHER-Ant1-2440

OTHER-Ant1-2475

/

/

AppendixB: Occupied Channel Bandwidth

Test Result

Test Mode	Antenna	Frequency[MHz]	OCB [MHz]	FL[MHz]	FH[MHz]	Limit[MHz]	Verdict
OTHER	Ant1	2408	1.0169	2407.5165	2408.5334	---	---
OTHER	Ant1	2440	1.0215	2439.5114	2440.5329	---	---
OTHER	Ant1	2475	1.0182	2474.5168	2475.5350	---	---

Test Graphs

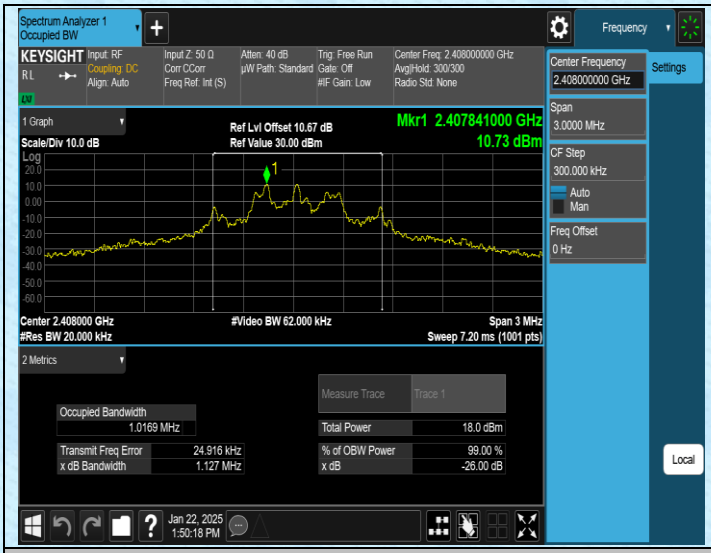

OTHER-Ant1-2408

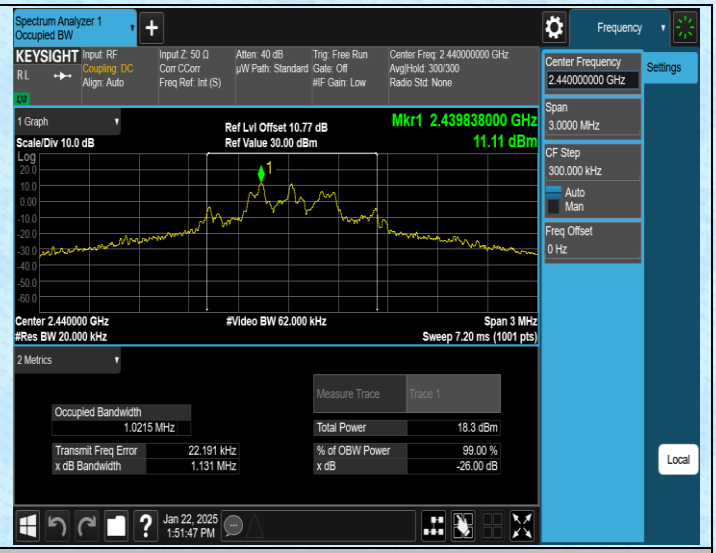

OTHER-Ant1-2440

OTHER-Ant1-2475

/

/

AppendixC: Maximum conducted output power

Test Result

Test Mode	Antenna	Frequency[MHz]	Result[dBm]	Limit[dBm]	Verdict
TX	Ant1	2408	11.68	≤20.97	PASS
TX	Ant1	2440	12.00	≤20.97	PASS
TX	Ant1	2475	12.54	≤20.97	PASS

Test Graphs

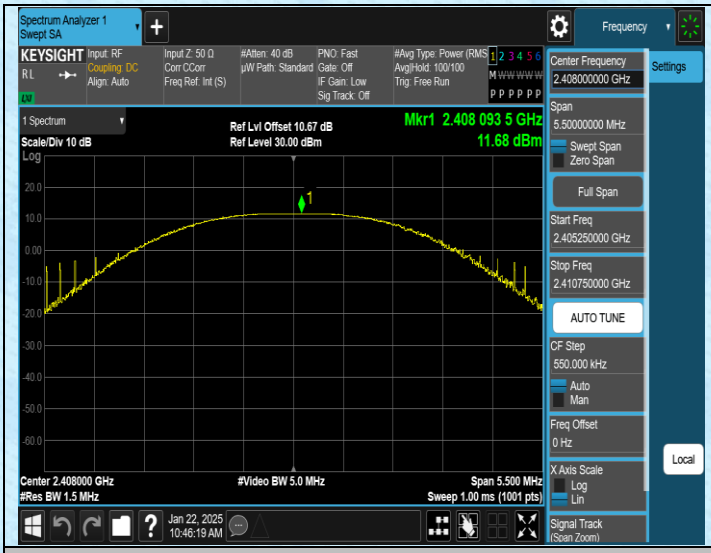

TX-Ant1-2408-PASS

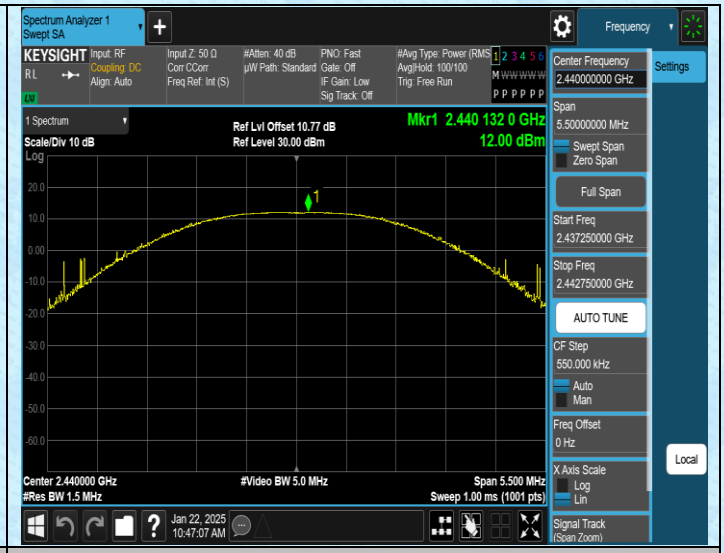

TX-Ant1-2440-PASS

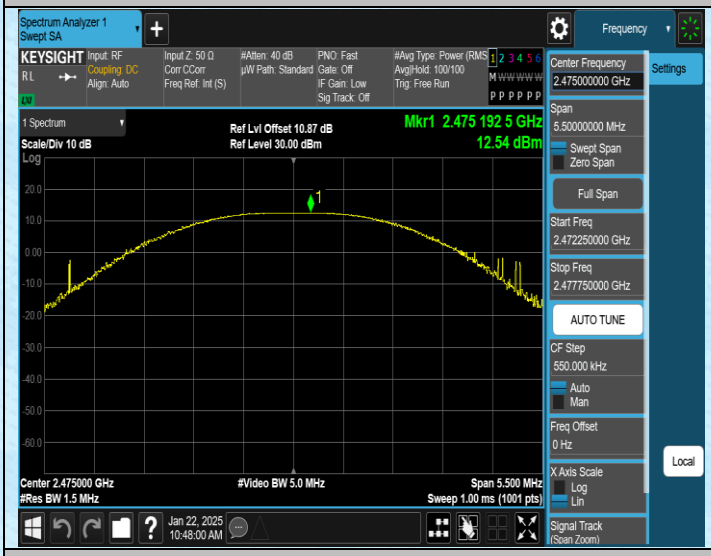

TX-Ant1-2475-PASS

/

/

AppendixD: Carrier frequency separation

Test Result

Test Mode	Antenna	Frequency[MHz]	Result[MHz]	Limit[MHz]	Verdict
TX	Ant1	Hop_2408	4.500	1.035	PASS
TX	Ant1	Hop_2440	4.500	1.035	PASS
TX	Ant1	Hop_2475	4.000	1.035	PASS

Test Graphs

TX-Ant1-Hop_2408

TX-Ant1-Hop_2440

TX-Ant1-Hop_2475

/

/

AppendixE: Time of occupancy

Test Result

Test Mode	Antenna	Frequency[MHz]	BurstWidth [ms]	TotalHops [Num]	Result[ms]	Limit[ms]	Verdict
TX	Ant1	Hop_2408	1.300	6	7.800	≤400	PASS
TX	Ant1	Hop_2440	1.260	6	7.560	≤400	PASS
TX	Ant1	Hop_2475	1.300	6	7.800	≤400	PASS

Test Graphs

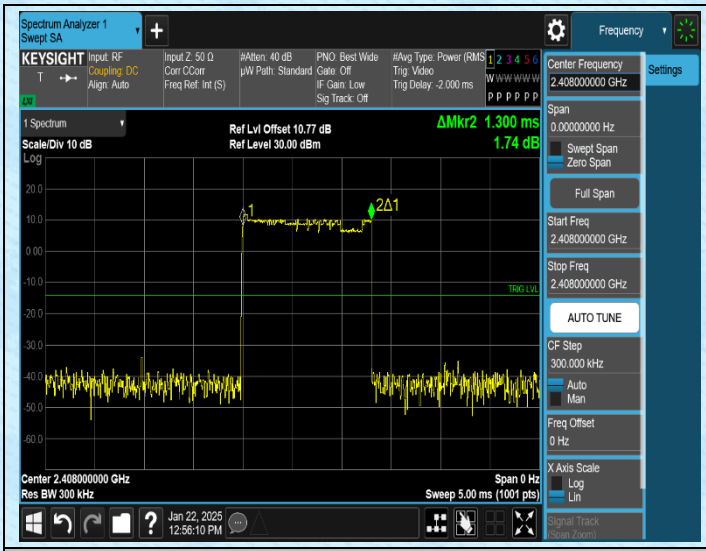

TX-Ant1-Hop_2408

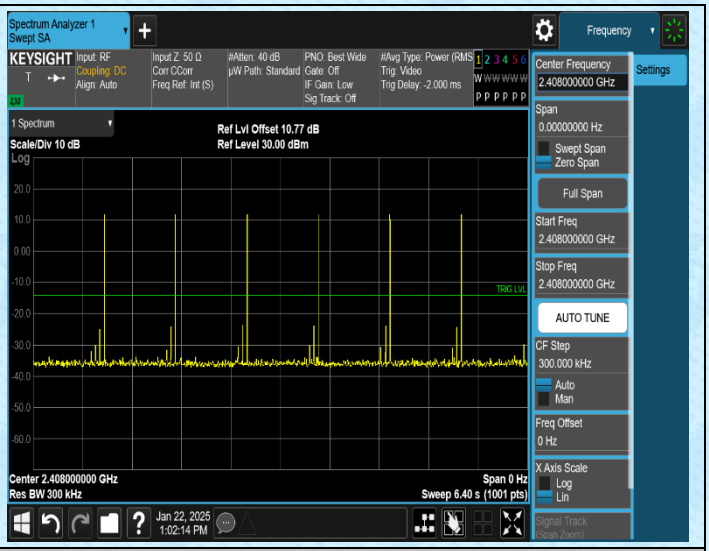

TX-Ant1-Hop_2408

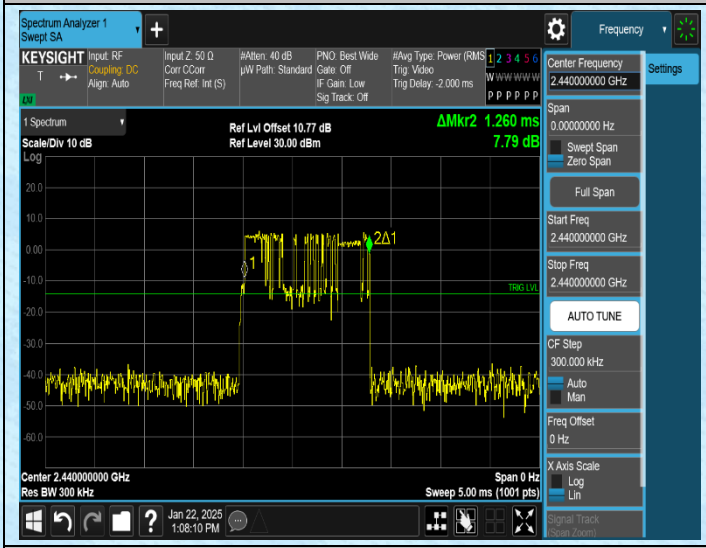

TX-Ant1-Hop_2440

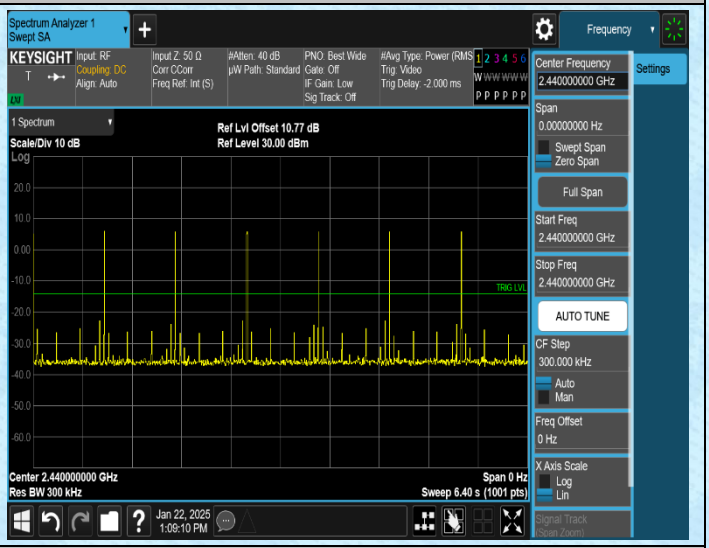

TX-Ant1-Hop_2440

TX-Ant1-Hop_2475

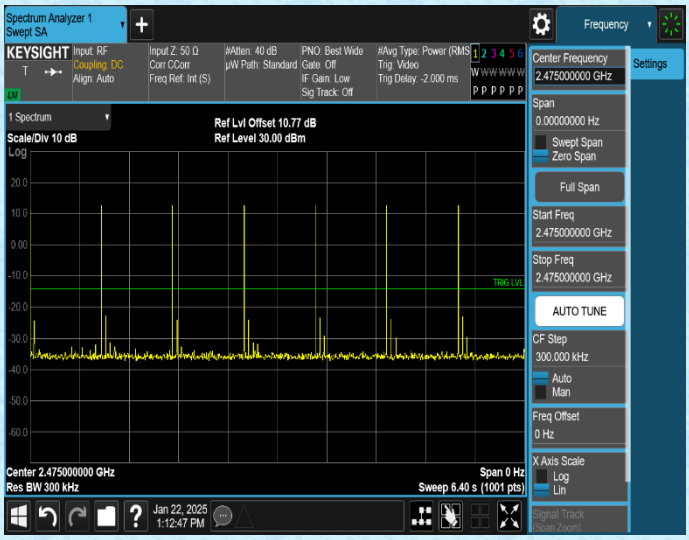

TX-Ant1-Hop_2475

AppendixF: Number of hopping channels

Test Result

Test Mode	Antenna	Frequency[MHz]	Result[Num]	Limit[Num]	Verdict
TX	Ant1	Hop	16	≥15	PASS

Test Graphs

/

TX-Ant1-Hop-PASS

/

AppendixG:Band edge measurements

Test Result

Test Mode	Antenna	Channel	Frequency[MHz]	RefLevel [dBm]	Result [dBm]	Limit [dBm]	Verdict
TX	Ant1	Low	2408	10.75	-38.97	≤-9.25	PASS
TX	Ant1	High	2475	11.94	-35.78	≤-8.06	PASS
TX	Ant1	Low	Hop_2408	11.12	-48.88	≤-8.88	PASS
TX	Ant1	High	Hop_2475	12.17	-48.7	≤-7.83	PASS

Test Graphs

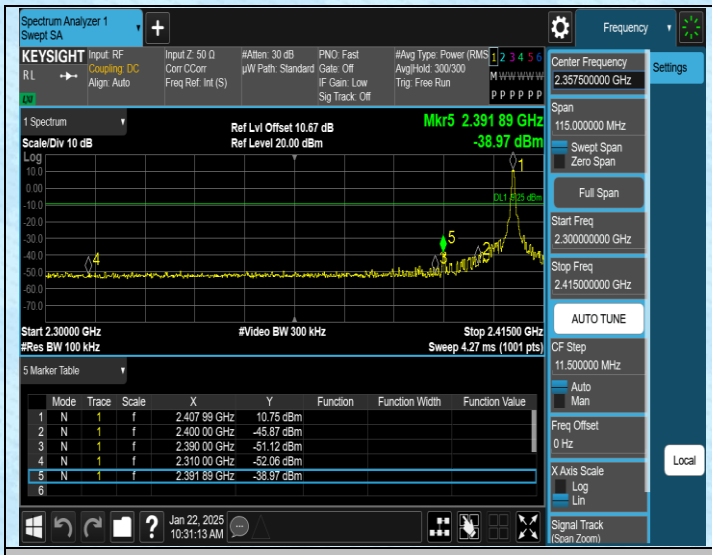

TX-Ant1-2408-PASS

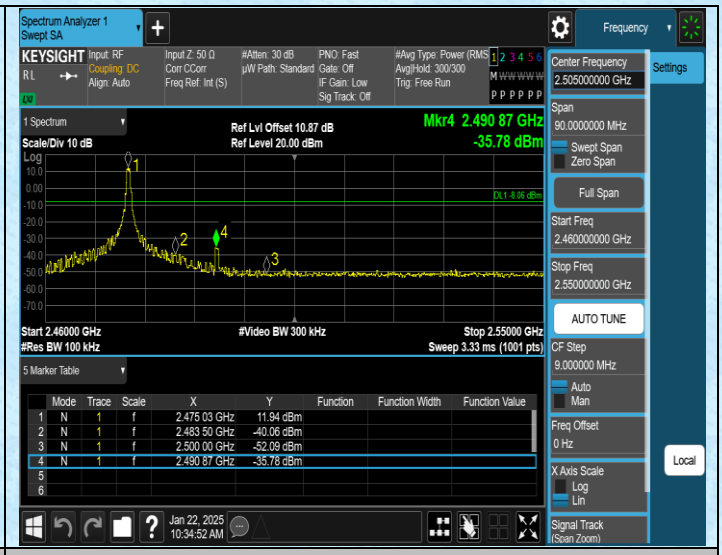

TX-Ant1-2475-PASS

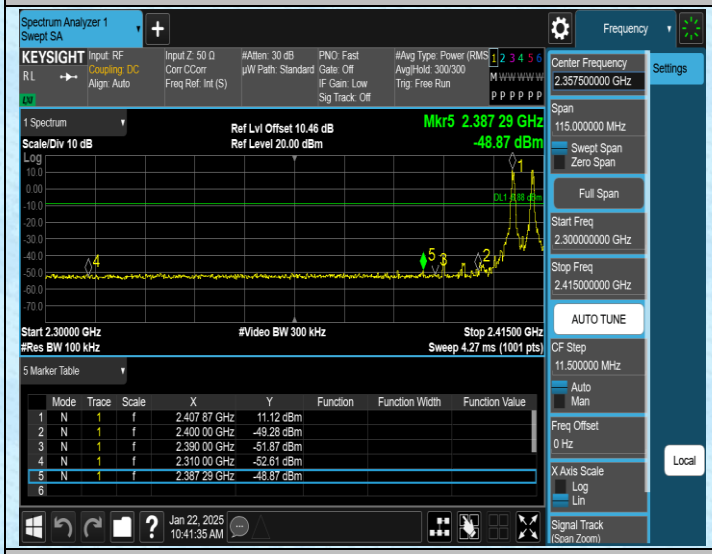

TX-Ant1-Hop_2408-PASS

TX-Ant1-Hop_2475-PASS

AppendixH:Conducted Spurious Emission

Test Result

Test Mode	Antenna	Frequency[MHz]	FreqRange [MHz]	RefLevel [dBm]	Result [dBm]	Limit [dBm]	Verdict
TX	Ant1	2408	0~Reference	10.77	10.77	---	PASS
TX	Ant1	2408	30~1000	10.77	-61.41	≤-9.23	PASS
TX	Ant1	2408	1000~26500	10.77	-50.67	≤-9.23	PASS
TX	Ant1	2440	0~Reference	11.32	11.32	---	PASS
TX	Ant1	2440	30~1000	11.32	-61.94	≤-8.68	PASS
TX	Ant1	2440	1000~26500	11.32	-49.74	≤-8.68	PASS
TX	Ant1	2475	0~Reference	11.95	11.95	---	PASS
TX	Ant1	2475	30~1000	11.95	-60.82	≤-8.05	PASS
TX	Ant1	2475	1000~26500	11.95	-50.18	≤-8.05	PASS

Test Graphs

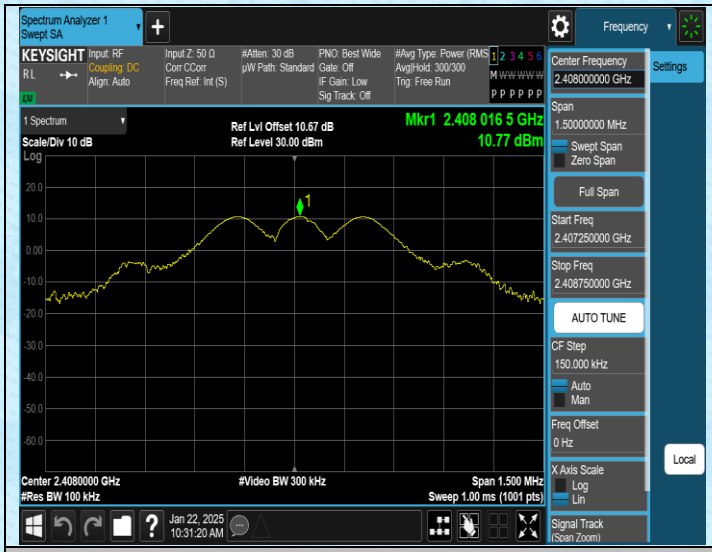

TX-Ant1-2408-0~Reference-PASS

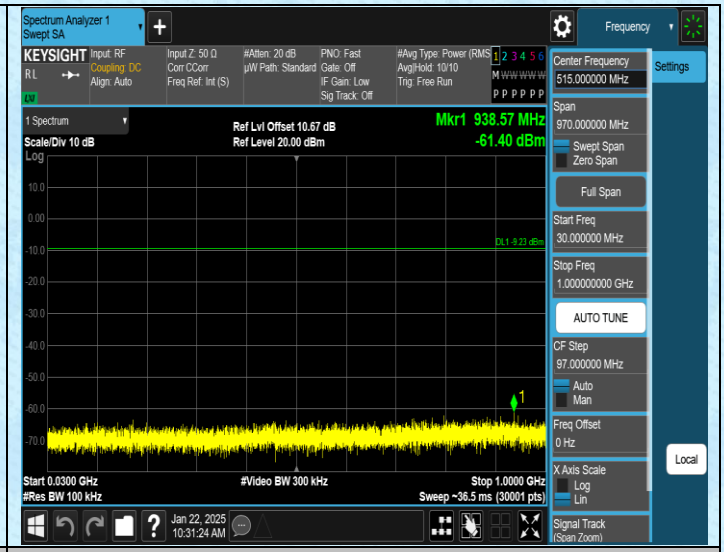

TX-Ant1-2408-30~1000-PASS

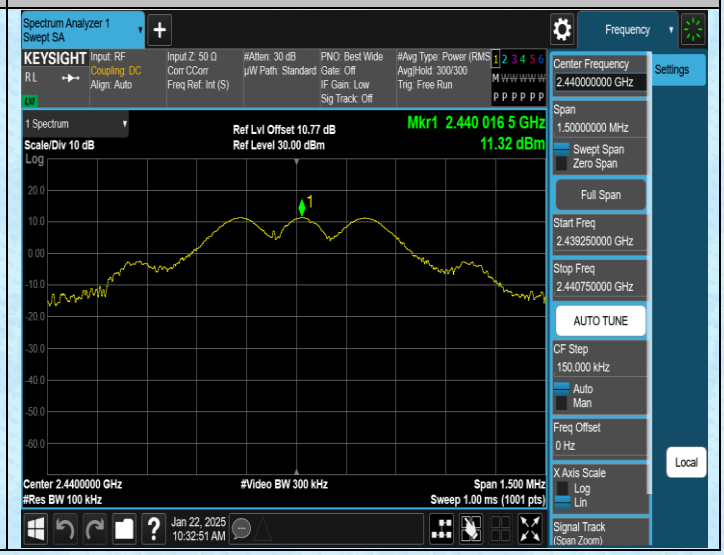

TX-Ant1-2408-1000~26500-PASS

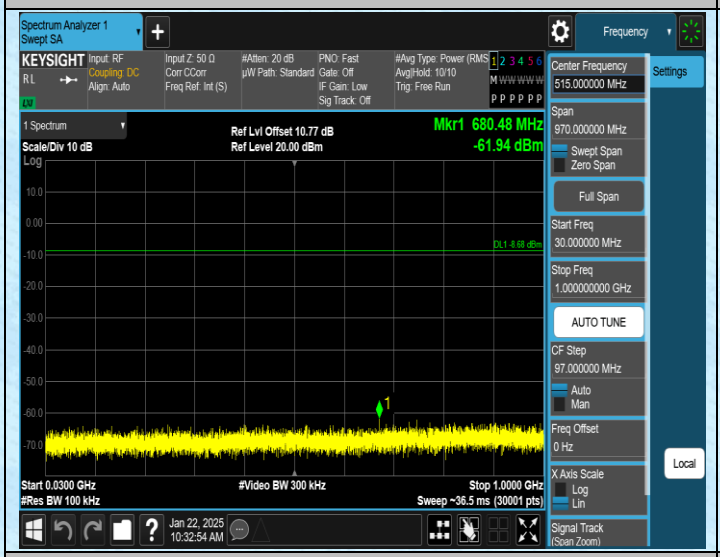

TX-Ant1-2440-0~Reference-PASS

TX-Ant1-2440-30~1000-PASS

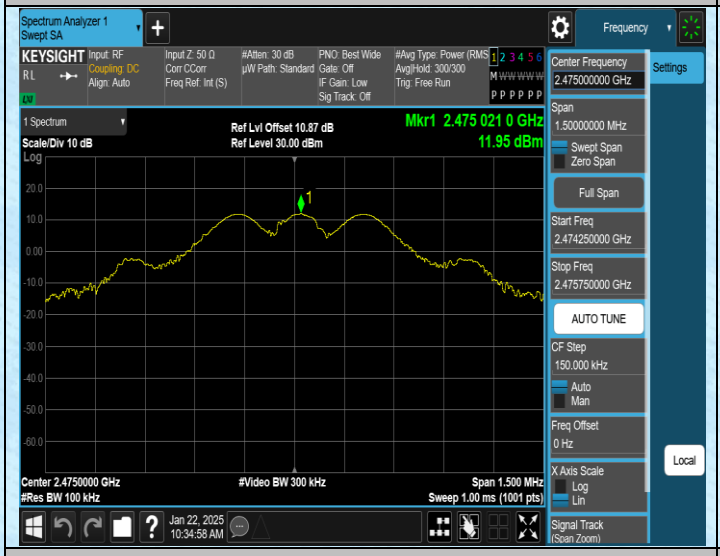

TX-Ant1-2440-1000~26500-PASS

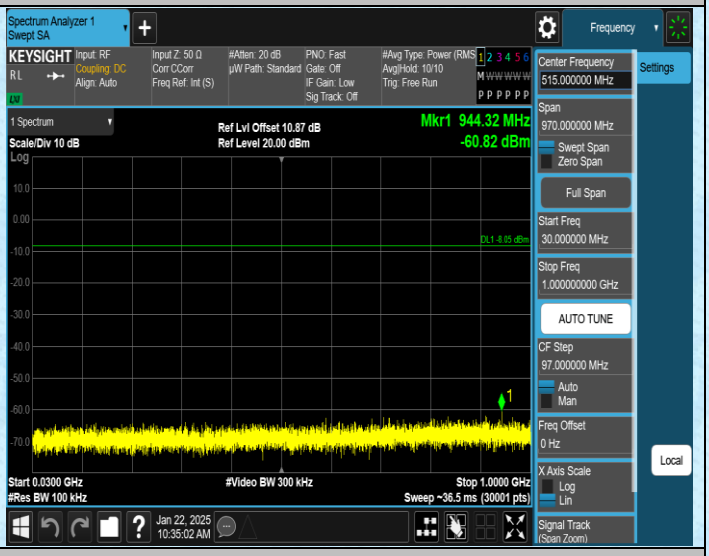

TX-Ant1-2475-0~Reference-PASS

TX-Ant1-2475-30~1000-PASS

/

TX-Ant1-2475-1000~26500-PASS

/

AppendixI: Duty Cycle

Test Result

Test Mode	Antenna	Frequency[MHz]	Transmission Duration [ms]	Transmission Period [ms]	Duty Cycle [%]	Limit	Verdict
TX	Ant1	2408	1.30	3.84	33.85	---	---
TX	Ant1	2440	1.30	3.84	33.85	---	---
TX	Ant1	2475	1.30	3.84	33.85	---	---

Test Graphs

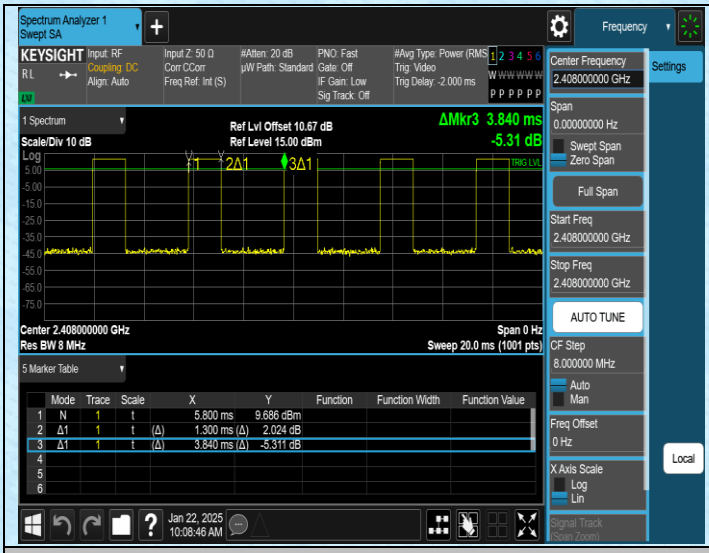

NTNV-TX-Ant1-2408

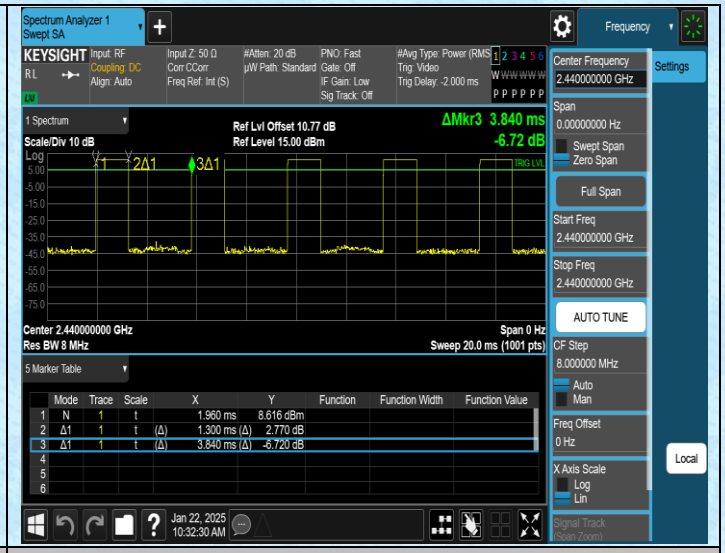

NTNV-TX-Ant1-2440

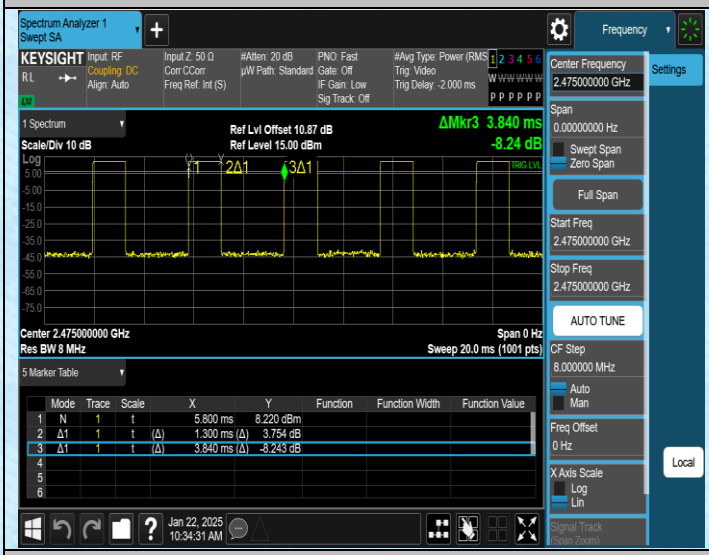

NTNV-TX-Ant1-2475

/

/

---End---