Dongguan Chuangjie Electronics Co., Ltd.

电性测试报告

Test Reports

Electrical Properties	
Frequency	2400-2500MHz
Impedance	50 0hm Nominal
V.S.W.R	<= 2.0
Return Loss	-10 dB Max
Radiation	Omni-directional
Gain (Peak)	0dBi
Cable Loss	2 dB / m Max
Polarization	Linear, Vertical
Admitted Power	1 W
Connector	ipex
Physical Properties	
Antenna Material	FPC
Cable Type	O.D. 1.13mm // 350 mm
Operating Temp.	-10 ~ +60 ˚C
Storage Temp.	-10 ~ +70 ˚C
Cable Color	Black

ADD: No. 6 Qilin East Road, Daning, Humen Town, Dongguan City Tel:15818375487

SIGN	DATE	DESCRIPTION	APPROVER
B			
C			
D			

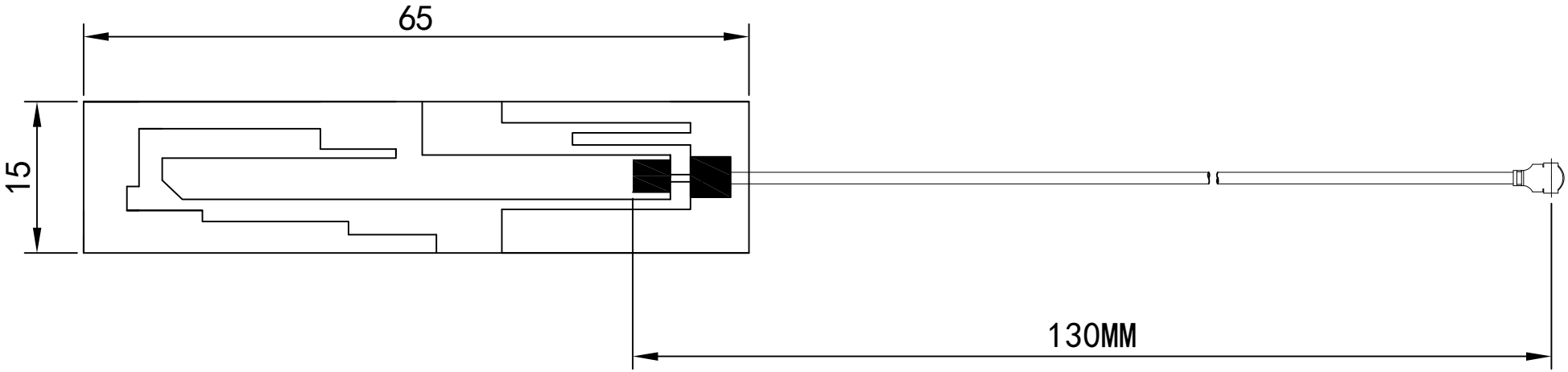

No.	Part Number	Name	Material	Q'ty
3	MX4GCXIP-A01	FPC	FPC 66*15*0.3mm	1
2	R-CB-113B	Coaxial Cable	O.D. 1.13mm Black	1
1	CI-113	Connector	IPEX	1

东莞市创捷电子有限公司

TITLE: 2.4g antenna

PART NO.: MX4G6515IP-113B-130LX

DWG NAME:

APPROVED BY	CHECKED BY	DESIDNED BY		Tolerance
jeff 2020-11-09	leon 2020-11-09	YD 2020-11-09	UNITS: mm SCALE: 1/1 REVISION: A	X.X ±0.20 X.XX ±0.10 X° ±3°

S 参数测试

S Parameter Test

Agilent E5071C	

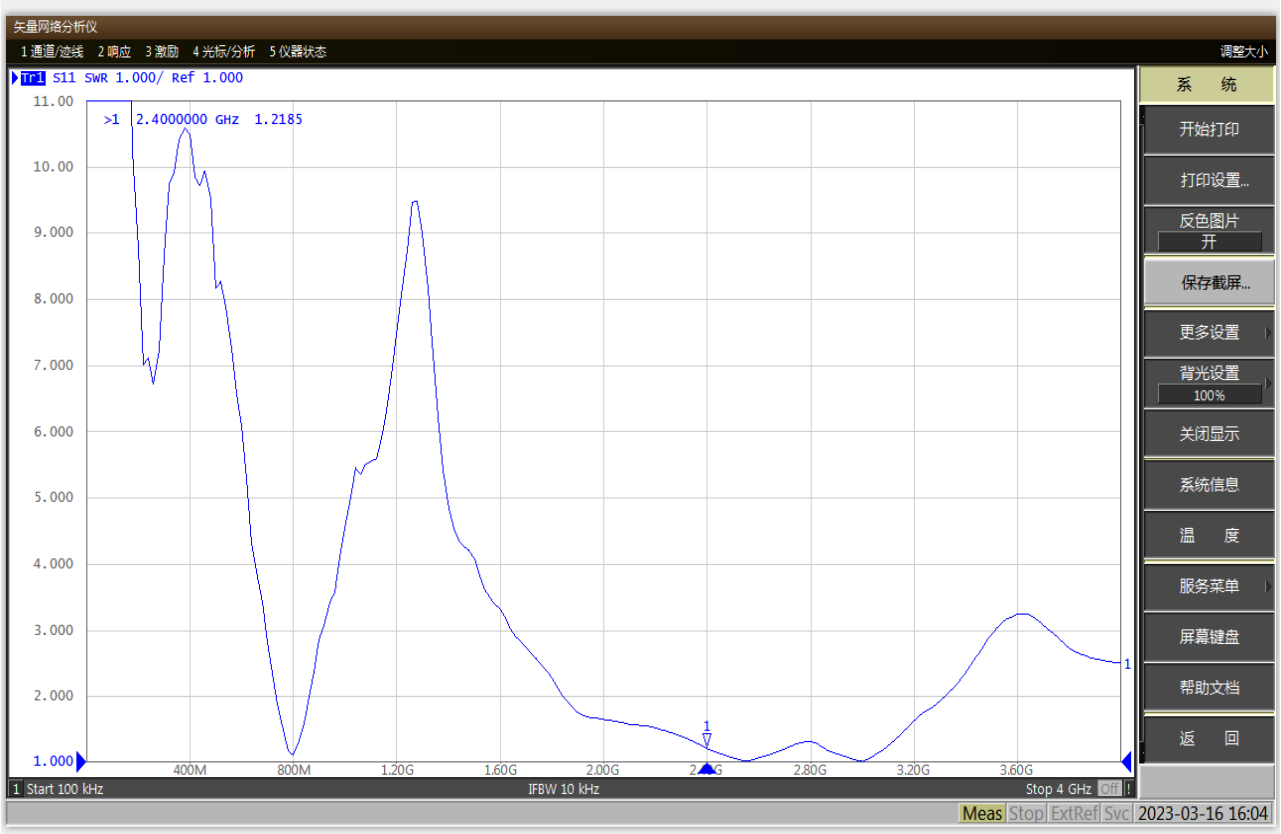

ADD: No. 6 Qilin East Road, Daning, Humen Town, Dongguan City Tel:15818375487

增益测试

Gain Test

Radiation Pattern
Antenna 3D Pattern at 2440MHz

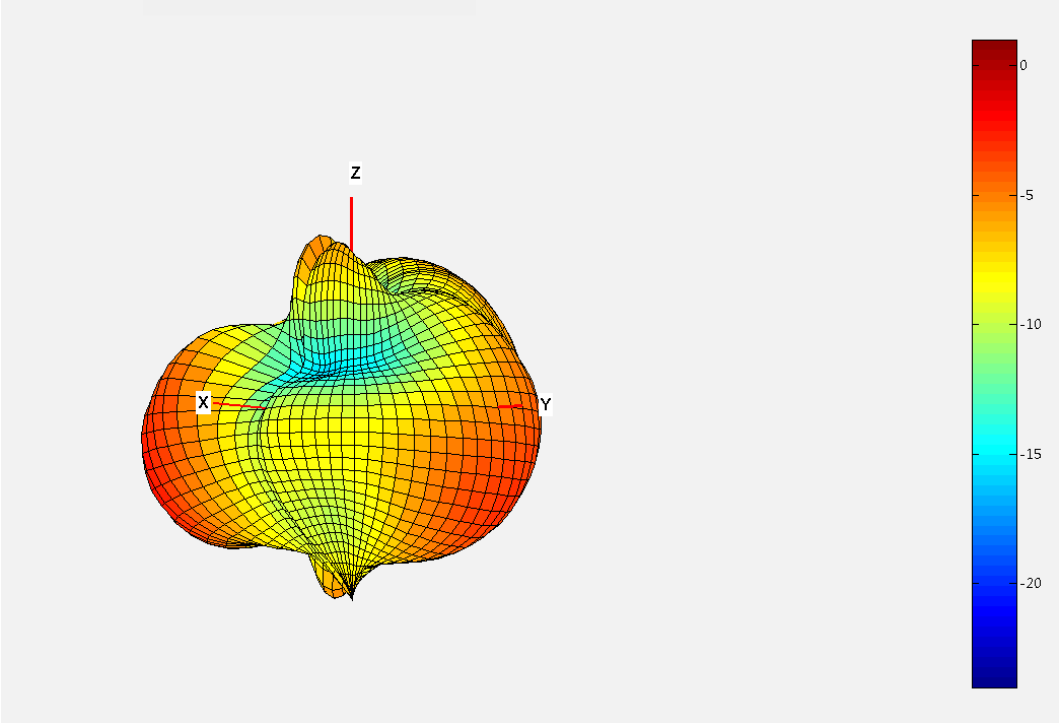

Measurements summary

Frequency	Efficiency (dB)	Efficiency (%)	Gain (dBi)
2402MHz	-4.58	34.83	-0.25
2404MHz	-4.55	35.08	-0.17
2440MHz	-4.31	37.07	0.00
2441MHz	-4.29	37.24	-0.98
2472MHz	-4.47	35.73	-0.12
2480MHz	-4.51	35.4	-0.15