Appendix Report

Report No.:	CISRR25011311102
Test Engineer:	Mark Fu
Supervised by:	Rory Huang

1) Duty Cycle

Test Result

Mode	Channel	On Time (ms)	Period (ms)	Duty Cycle (%)	Duty Cycle (linear)	Duty Cycle Factor (dB)	1/T
BLE 1M	0	2.121	2.499	84.87	0.8487	0.7125	0.4715
	19	2.122	2.499	84.92	0.8492	0.7099	0.4713
	39	2.121	2.499	84.87	0.8487	0.7125	0.4715
BLE 2M	0	1.065	1.874	56.84	0.5684	2.4535	0.9390
	19	1.064	1.874	56.78	0.5678	2.458	0.9398
	39	1.064	1.873	56.82	0.5682	2.455	0.9398

Test Graphs

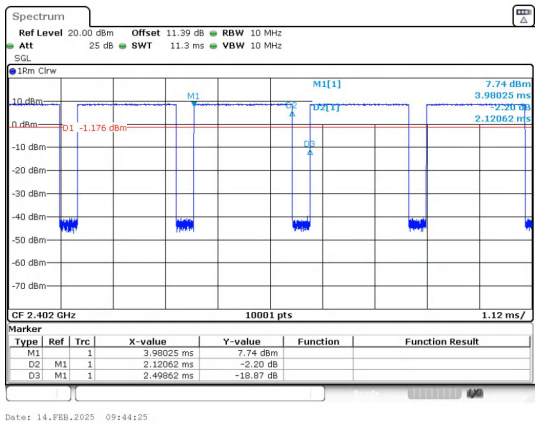

BLE 1M_Channel 0

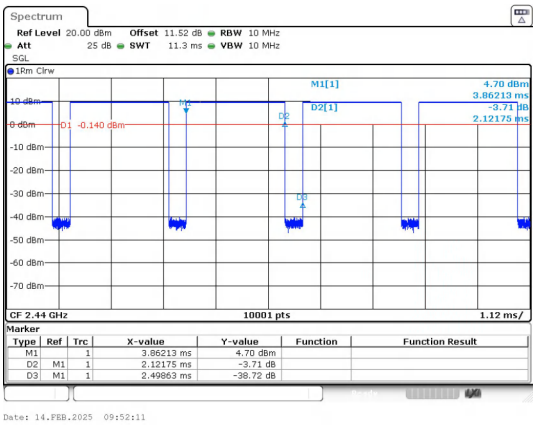

BLE 1M_Channel 19

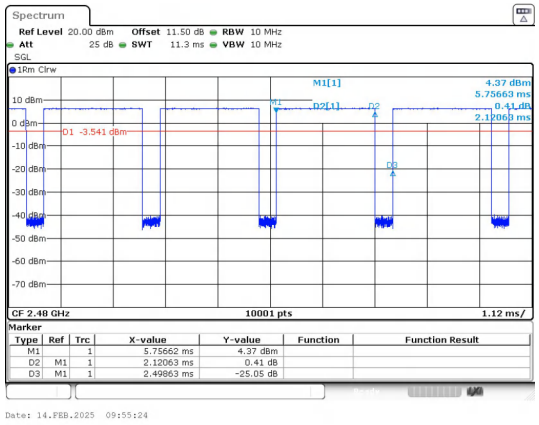

BLE 1M_Channel 39

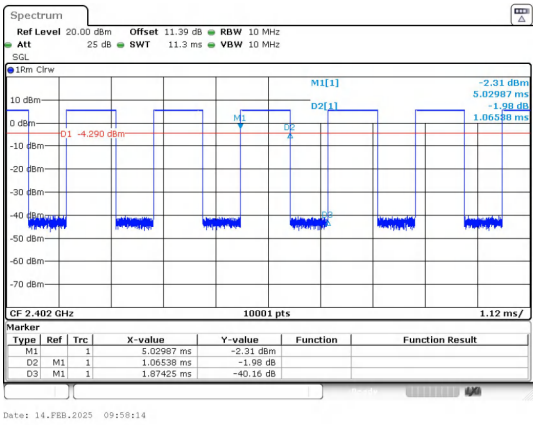

BLE 2M_Channel 0

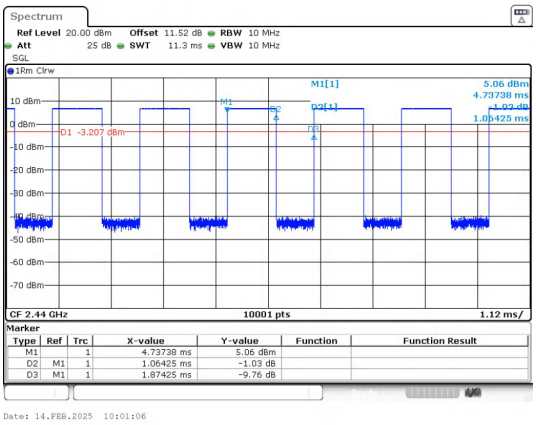

BLE 2M_Channel 19

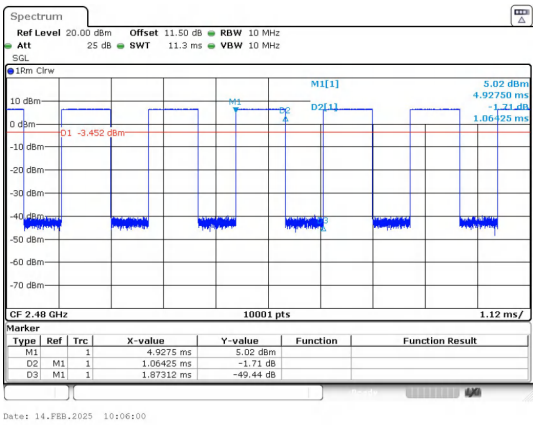

BLE 2M_Channel 39

2) Power Spectral Density

Test Result

Mode	Channel	PSD (dBm/3kHz)	Limit (dBm/3kHz)	Result
BLE 1M	0	-7.860	≤8	PASS
BLE 1M	19	-7.560	≤8	PASS
BLE 1M	39	-10.950	≤8	PASS
BLE 2M	0	-14.230	≤8	PASS
BLE 2M	19	-13.990	≤8	PASS
BLE 2M	39	-13.940	≤8	PASS

Test Graphs

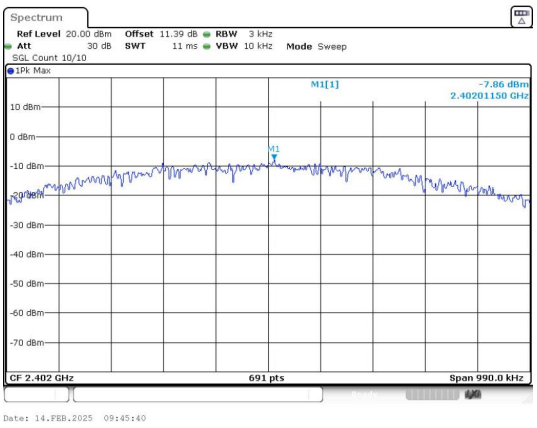

BLE 1M_Channel 0

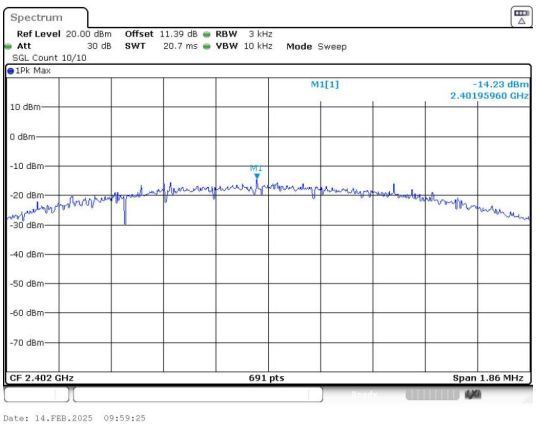

BLE 2M_Channel 0

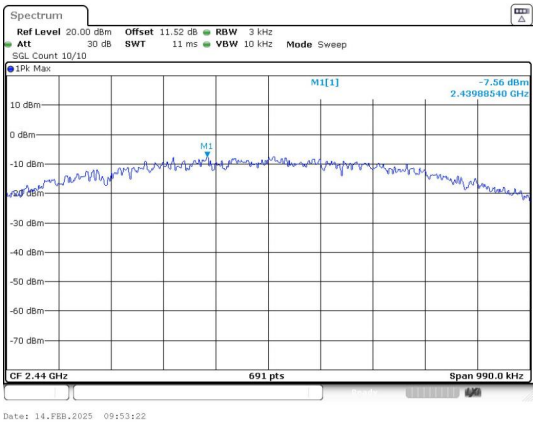

BLE 1M_Channel 19

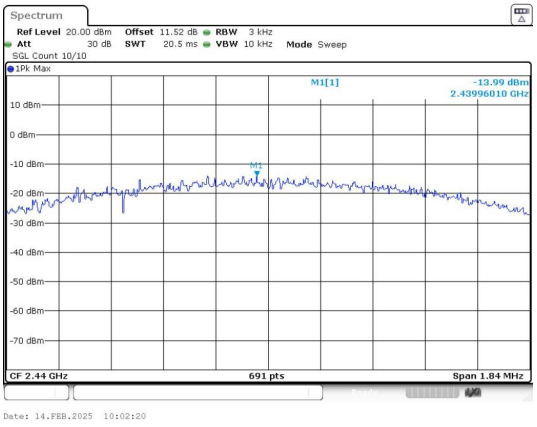

BLE 2M_Channel 19

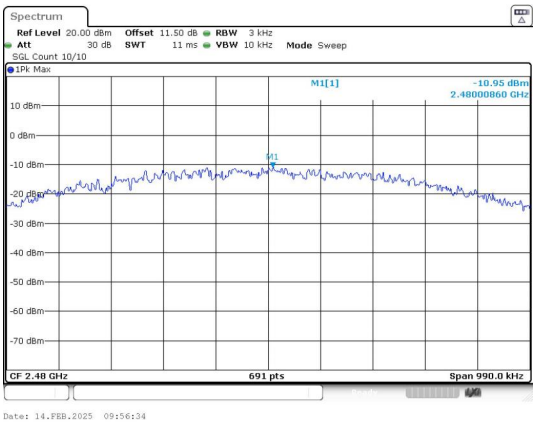

BLE 1M_Channel 39

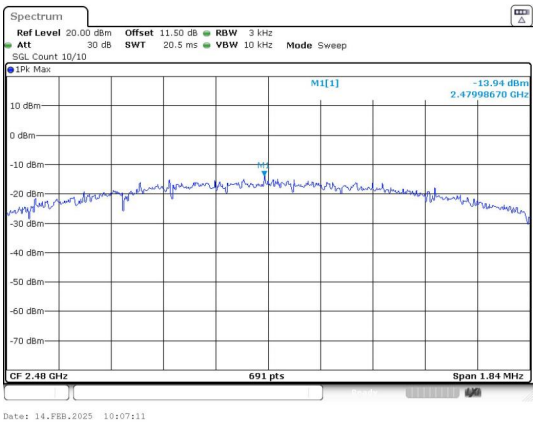

BLE 2M_Channel 39

3) Conducted Output Power

Test Result

Mode	Channel	Peak Output Power (dBm)	Peak Output Power (mW)	Limit (dBm)	Result
BLE 1M	0	8.86	7.69	≤30	PASS
	19	6.92	4.92	≤30	PASS
	39	6.56	4.53	≤30	PASS
BLE 2M	0	5.69	3.71	≤30	PASS
	19	6.82	4.81	≤30	PASS
	39	6.51	4.48	≤30	PASS

Test Graphs

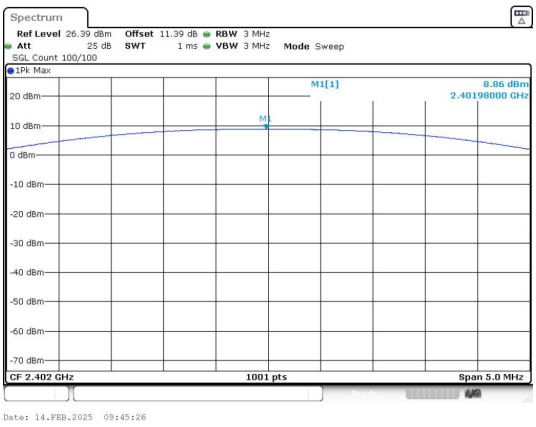

Peak Output Power

BLE 1M_Channel 0

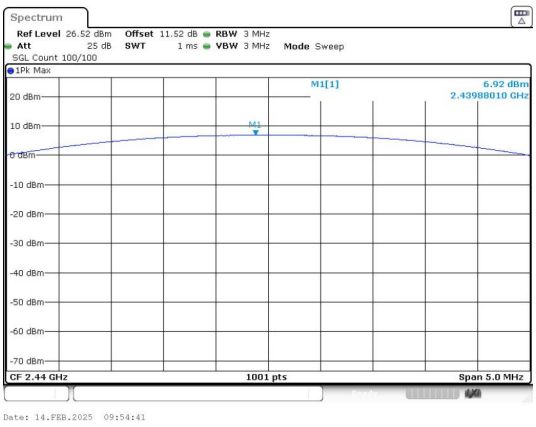

Peak Output Power

BLE 1M_Channel 19

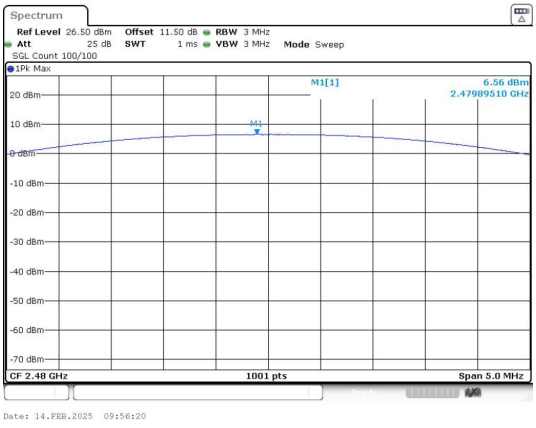

Peak Output Power

BLE 1M_Channel 39

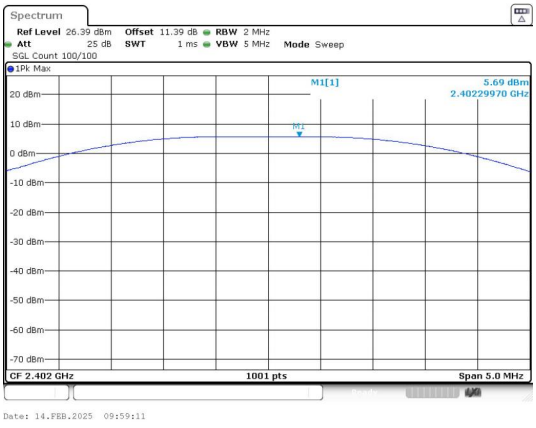

Peak Output Power

BLE 2M_Channel 0

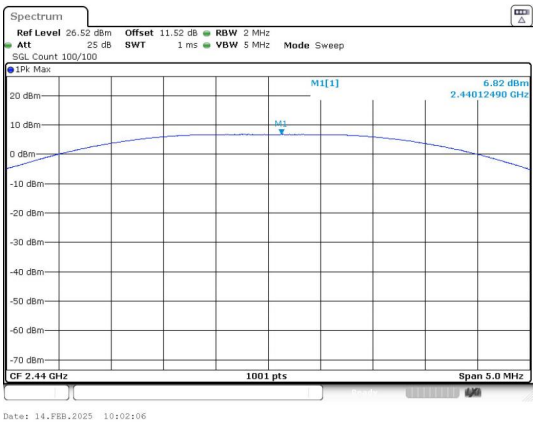

Peak Output Power

BLE 2M_Channel 19

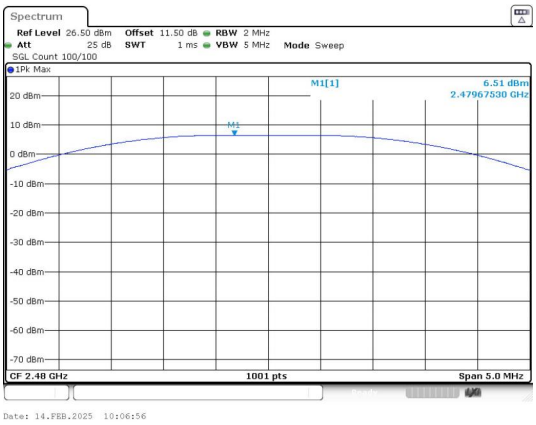

Peak Output Power

BLE 2M_Channel 39

4) 6dB Bandwidth

Test Result

Mode	Channel	Center Frequency (MHz)	6 dB Bandwidth (MHz)	Limit (MHz)	Result
BLE 1M	0	2402	0.6600	≥0.5	PASS
	19	2440	0.6600		PASS
	39	2480	0.6600		PASS
BLE 2M	0	2402	1.240		PASS
	19	2440	1.230		PASS
	39	2480	1.230		PASS

Test Graphs

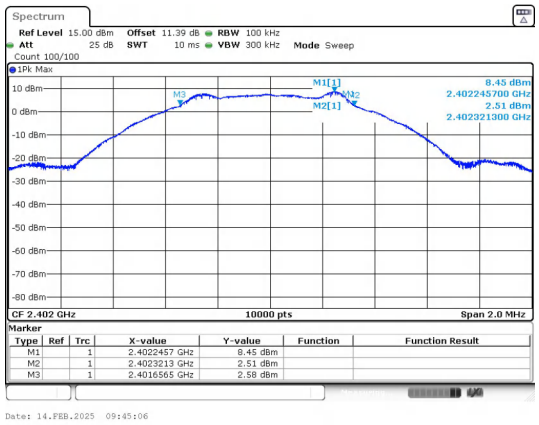

BLE 1M_Channel 0

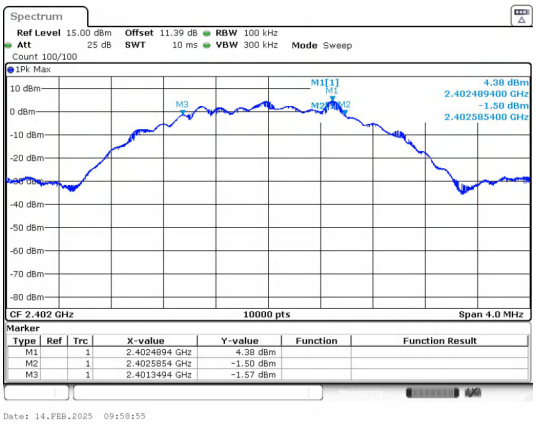

BLE 2M_Channel 0

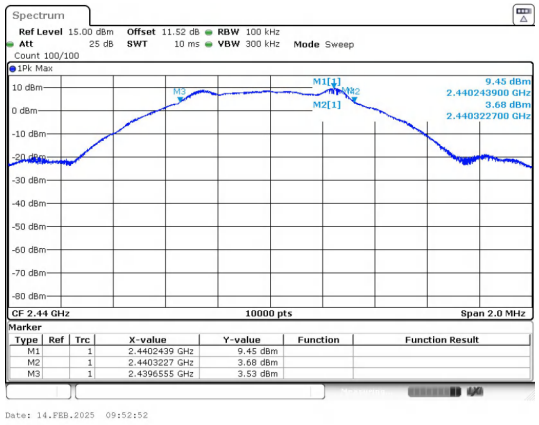

BLE 1M_Channel 19

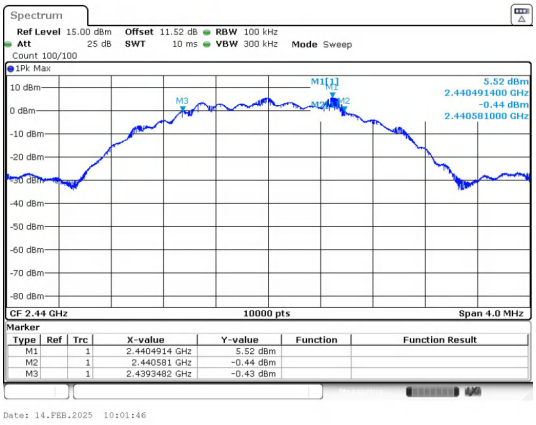

BLE 2M_Channel 19

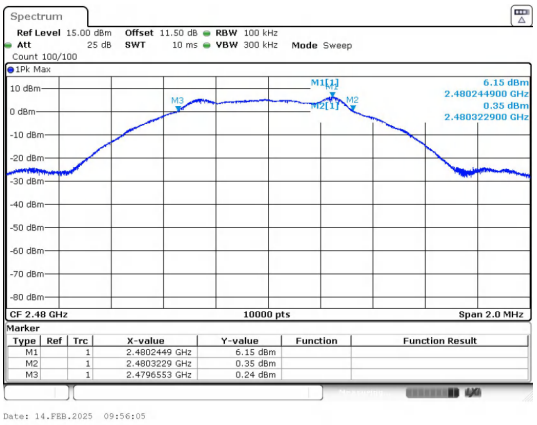

BLE 1M_Channel 39

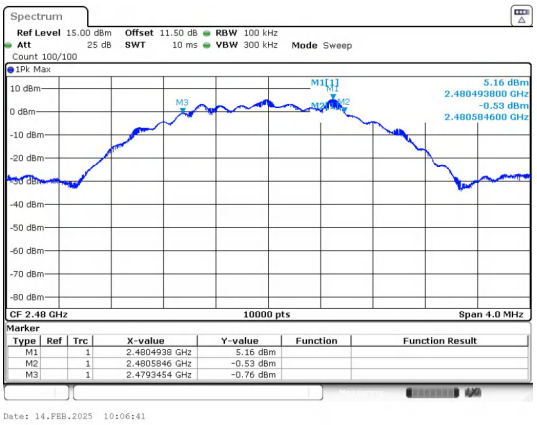

BLE 2M_Channel 39

5) Conducted Out Of Band Emission

Test Result

Mode	Channel	OOB Emission Frequency (MHz)	OOB Emission Level (dBm)	Limit (dBm)	Over Limit (dB)	Result
BLE 1M	0	2400.00	-47.760	-11.57	-36.190	PASS
		4804.68	-46.788	-11.57	-35.218	PASS
	19	831.12	-50.585	-10.55	-40.035	PASS
	39	44.57	-47.790	-13.87	-33.920	PASS
		2483.50	-49.760	-13.87	-35.890	PASS
BLE 2M	0	44.57	-50.816	-15.62	-35.196	PASS
		2400.00	-28.840	-15.62	-13.220	PASS
	19	42.90	-49.791	-14.47	-35.321	PASS
	39	42.90	-47.871	-14.82	-33.051	PASS
		2483.50	-50.280	-14.82	-35.460	PASS

Test Graphs

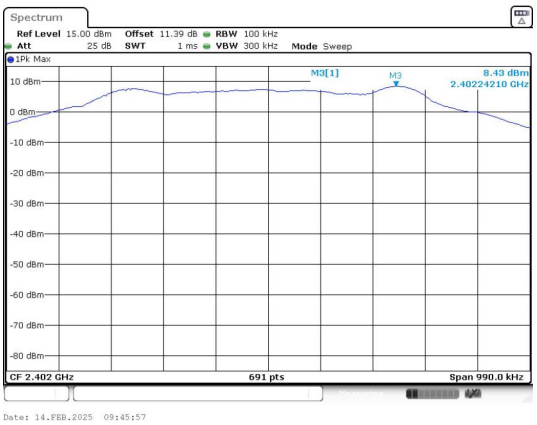

In-Band Reference Level
BLE 1M_Channel 0

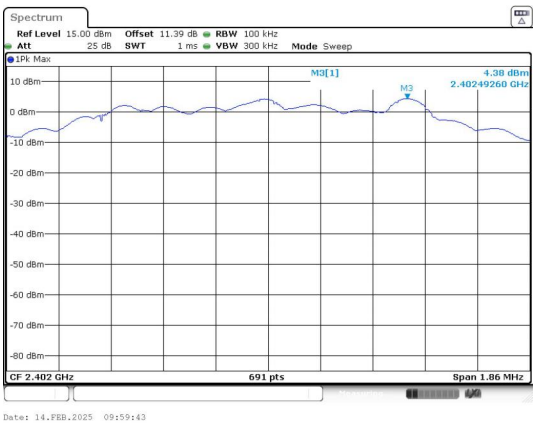

In-Band Reference Level
BLE 2M_Channel 0

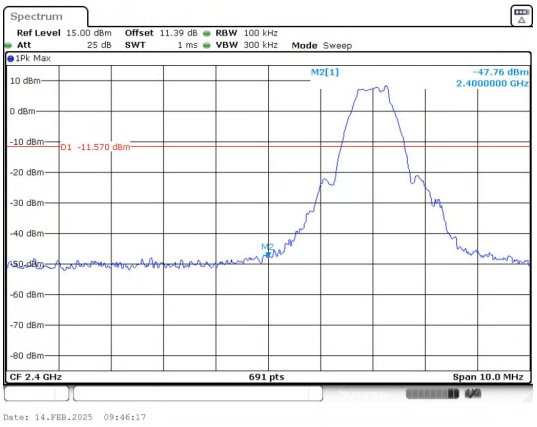

Out Of Band Emission
BLE 1M_Channel 0

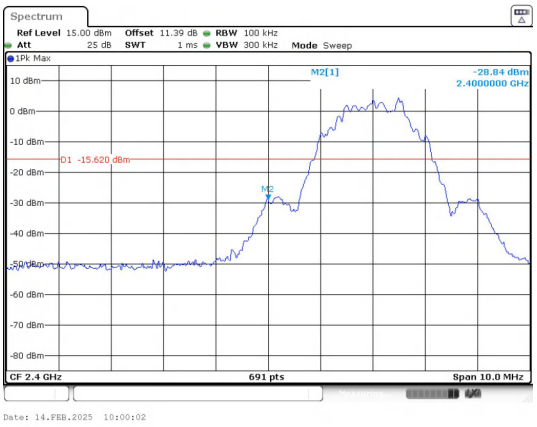

Out Of Band Emission
BLE 2M_Channel 0

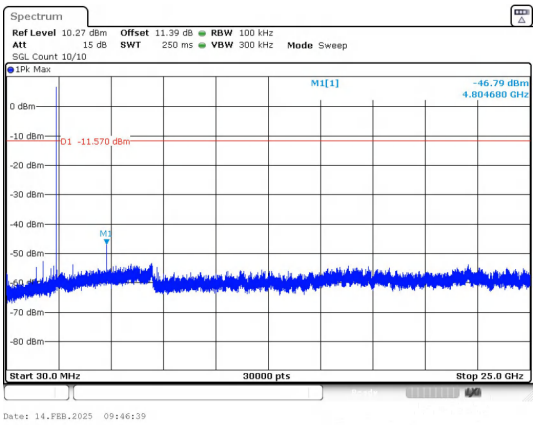

30.0 MHz - 25000.0 MHz

BLE 1M_Channel 0

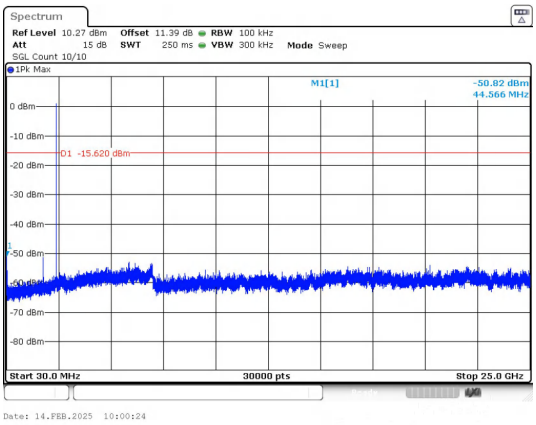

30.0 MHz - 25000.0 MHz

BLE 2M_Channel 0

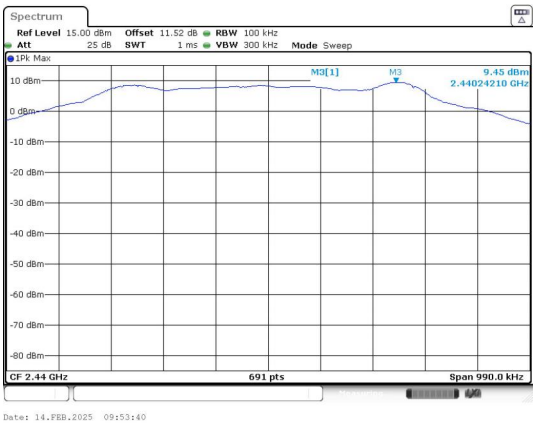

In-Band Reference Level

BLE 1M_Channel 19

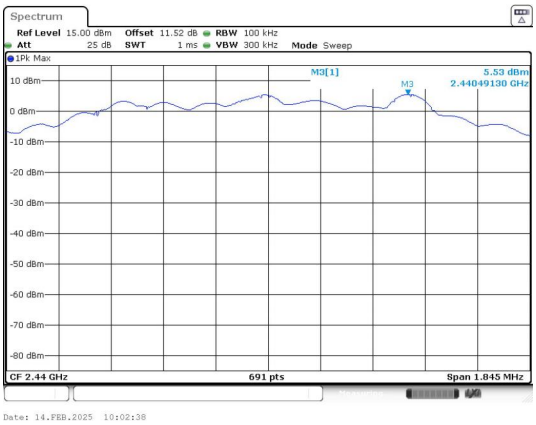

In-Band Reference Level

BLE 2M_Channel 19

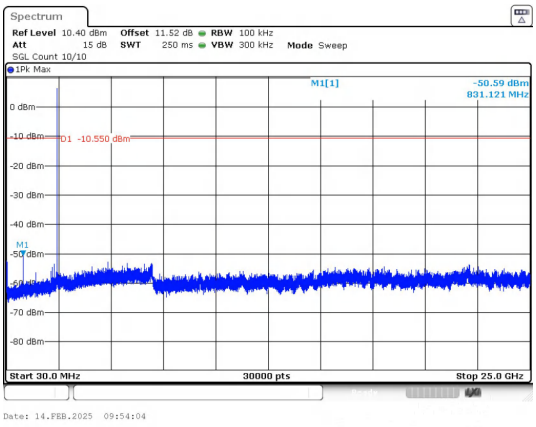

30.0 MHz - 25000.0 MHz

BLE 1M_Channel 19

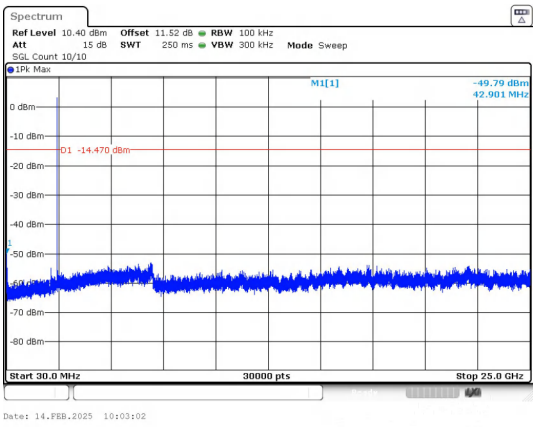

30.0 MHz - 25000.0 MHz

BLE 2M_Channel 19

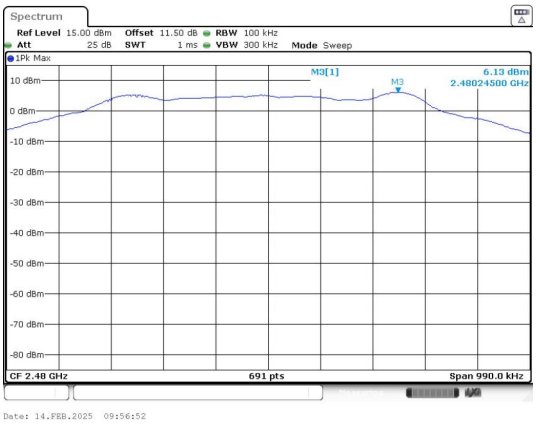

In-Band Reference Level

BLE 1M_Channel 39

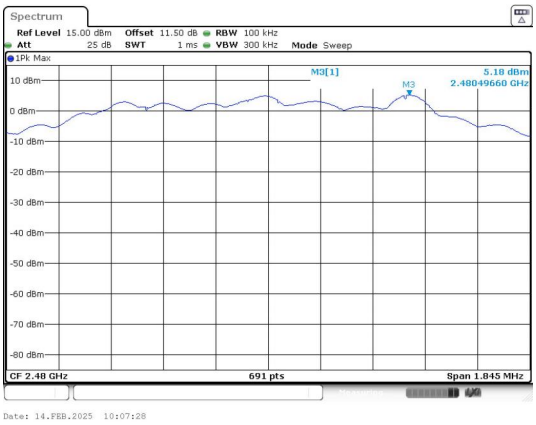

In-Band Reference Level

BLE 2M_Channel 39

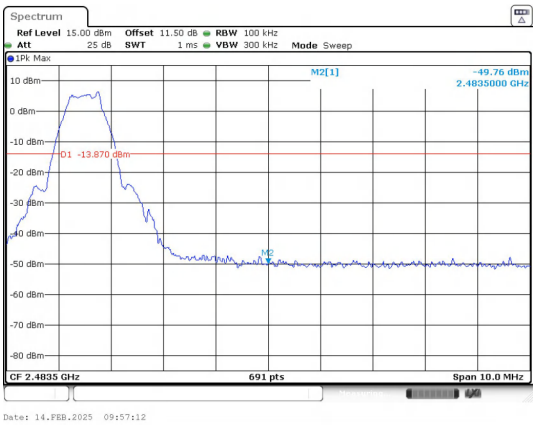

Out Of Band Emission

BLE 1M_Channel 39

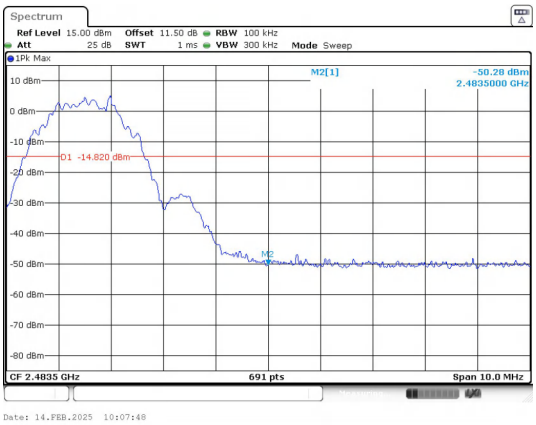

Out Of Band Emission

BLE 2M_Channel 39

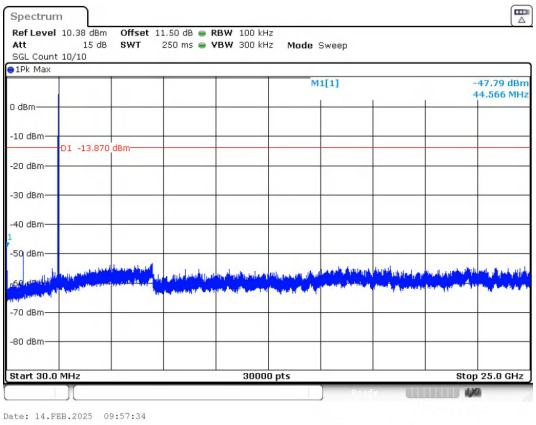

30.0 MHz - 25000.0 MHz

BLE 1M_Channel 39

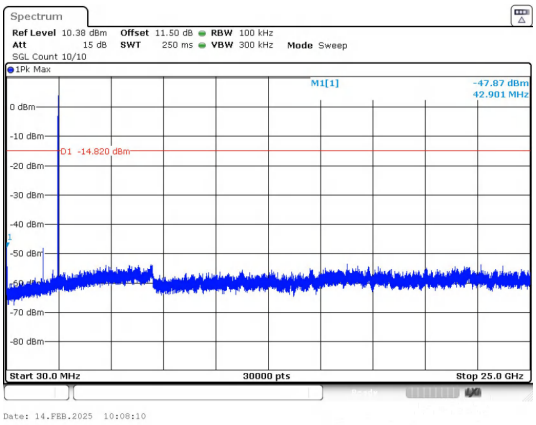

30.0 MHz - 25000.0 MHz

BLE 2M_Channel 39

------End of the report-----