Appendix Report

Report No.:	CISRR25011311002
Test Engineer:	Mark Fu
Supervised by:	Rory Huang

1) Duty Cycle

Test Result

Mode	Channel	On Time (ms)	Period (ms)	Duty Cycle (%)	Duty Cycle (linear)	Duty Cycle Factor (dB)	1/T
BLE 1M	0	2.121	2.499	84.87	0.8487	0.7125	0.4715
	19	2.122	2.500	84.88	0.8488	0.7119	0.4713
	39	2.122	2.500	84.88	0.8488	0.7119	0.4713
BLE 2M	0	1.064	1.874	56.78	0.5678	2.458	0.9398
	19	1.064	1.874	56.78	0.5678	2.458	0.9398
	39	1.064	1.873	56.82	0.5682	2.455	0.9398

Test Graphs

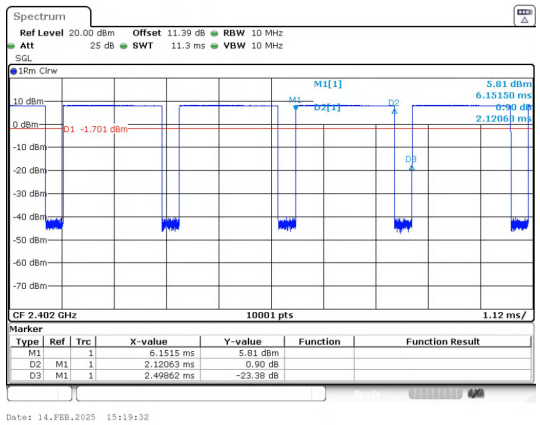

BLE 1M_Channel 0

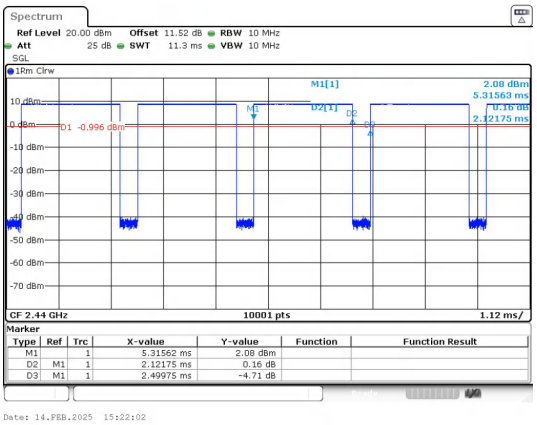

BLE 1M_Channel 19

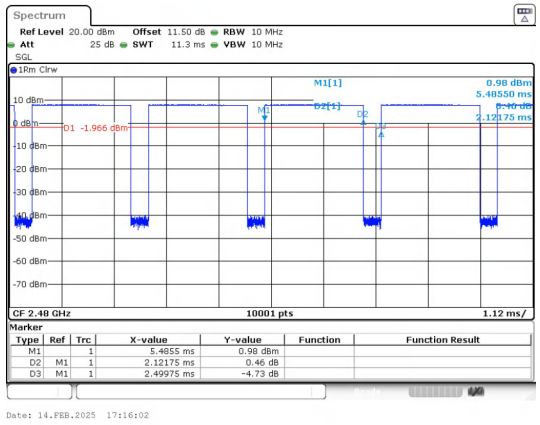

BLE 1M_Channel 39

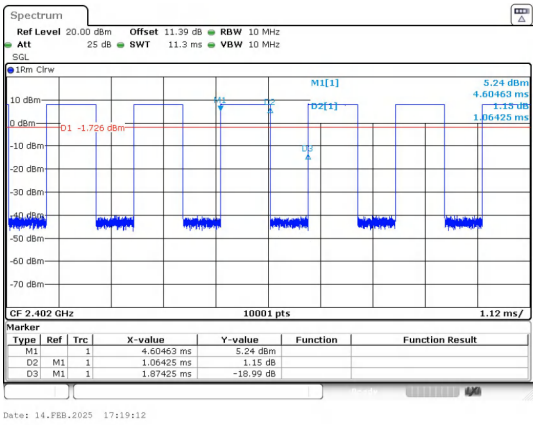

BLE 2M_Channel 0

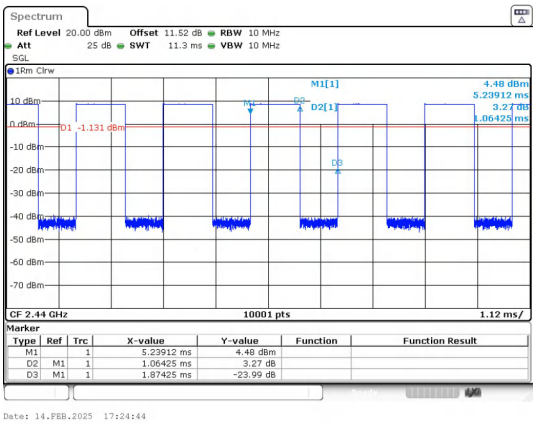

BLE 2M_Channel 19

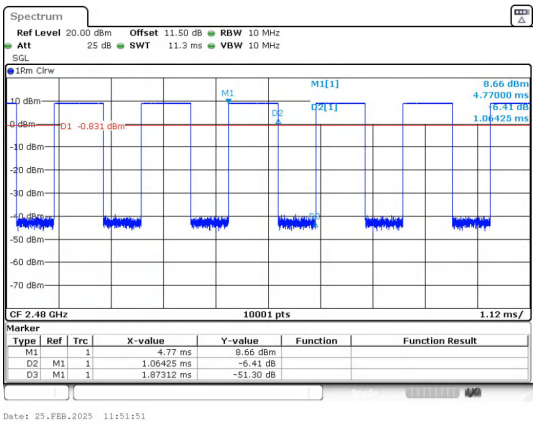

BLE 2M_Channel 39

2) Power Spectral Density

Test Result

Mode	Channel	PSD (dBm/3kHz)	Limit (dBm/3kHz)	Result
BLE 1M	0	-8.940	≤8	PASS
BLE 1M	19	-8.140	≤8	PASS
BLE 1M	39	-8.970	≤8	PASS
BLE 2M	0	-12.760	≤8	PASS
BLE 2M	19	-10.740	≤8	PASS
BLE 2M	39	-10.900	≤8	PASS

Test Graphs

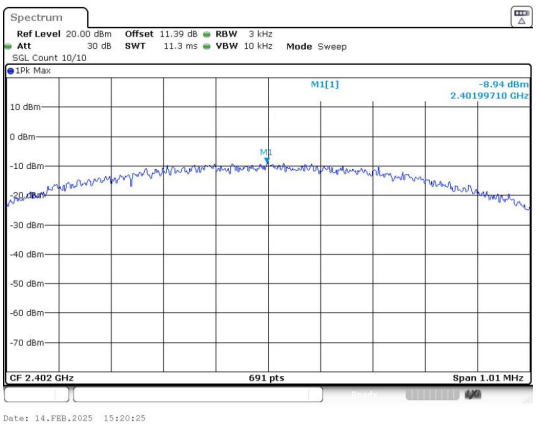

BLE 1M_Channel 0

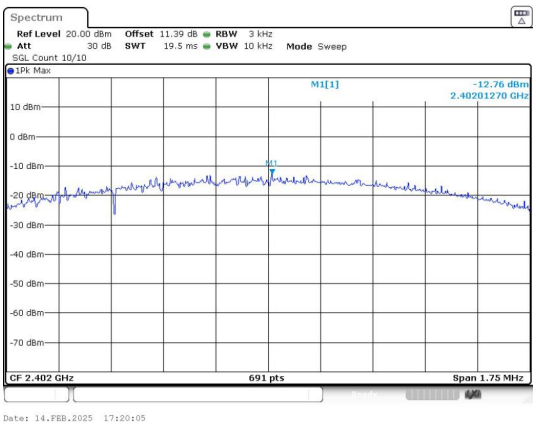

BLE 2M_Channel 0

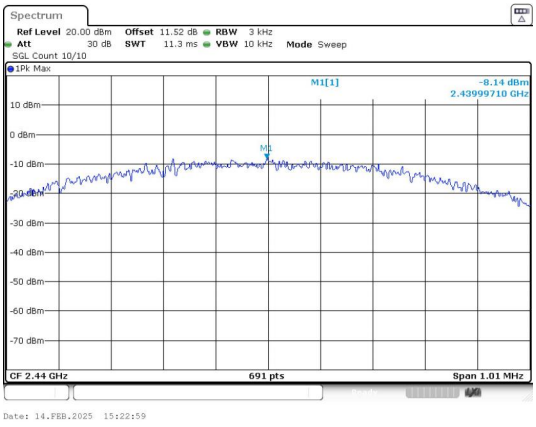

BLE 1M_Channel 19

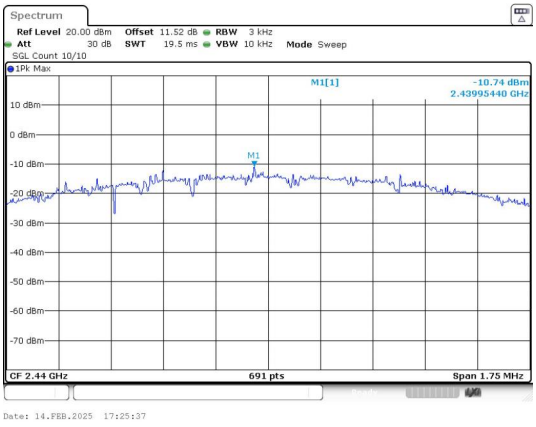

BLE 2M_Channel 19

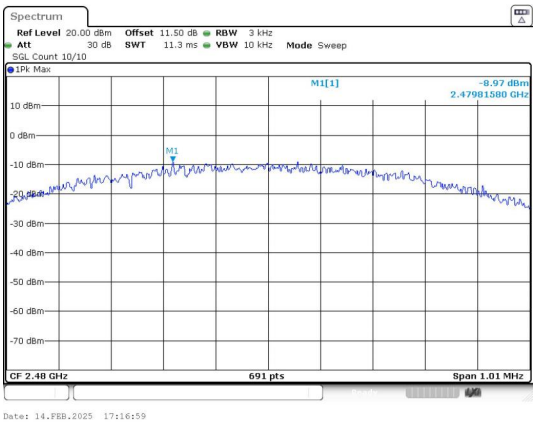

BLE 1M_Channel 39

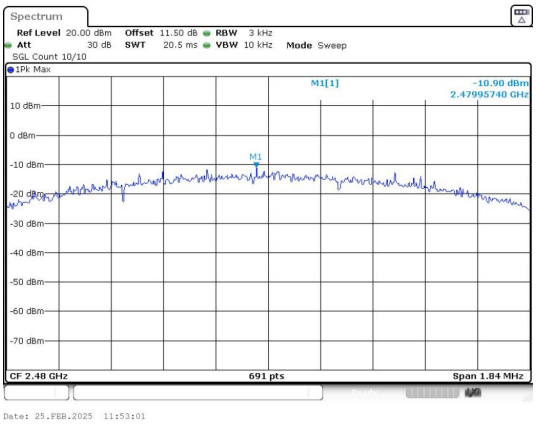

BLE 2M_Channel 39

3) Conducted Output Power

Test Result

Mode	Channel	Peak Output Power (dBm)	Peak Output Power (mW)	Limit (dBm)	Result
BLE 1M	0	8.38	6.89	≤30	PASS
	19	9.03	8.0	≤30	PASS
	39	8.07	6.41	≤30	PASS
BLE 2M	0	8.15	6.53	≤30	PASS
	19	8.75	7.5	≤30	PASS
	39	9.14	8.2	≤30	PASS

Test Graphs

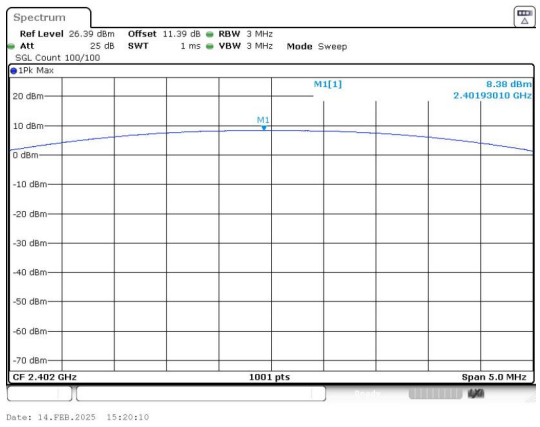

Peak Output Power

BLE 1M_Channel 0

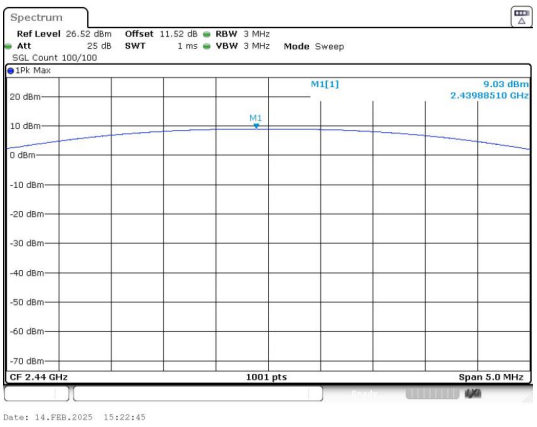

Peak Output Power

BLE 1M_Channel 19

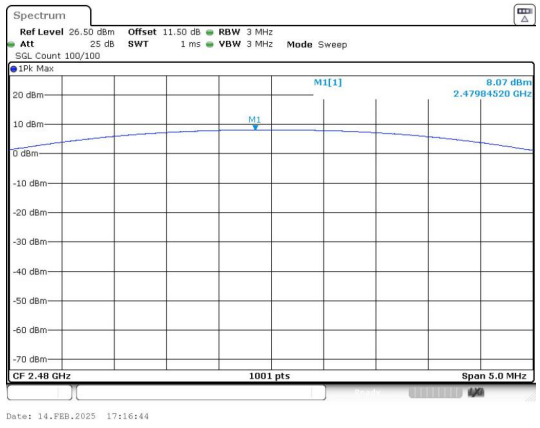

Peak Output Power

BLE 1M_Channel 39

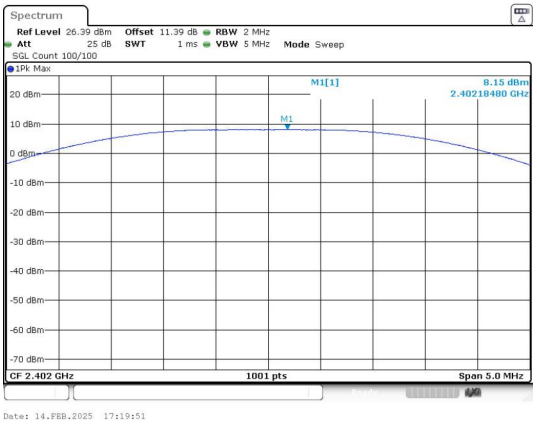

Peak Output Power

BLE 2M_Channel 0

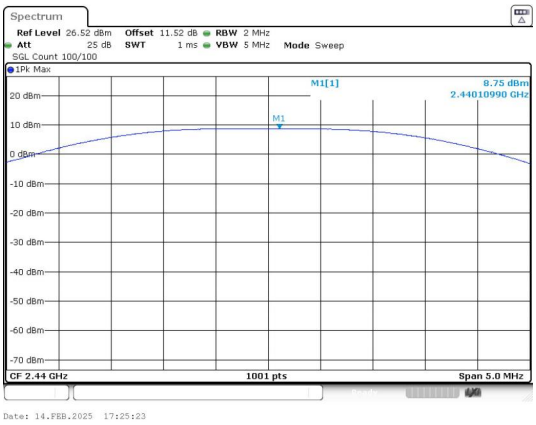

Peak Output Power

BLE 2M_Channel 19

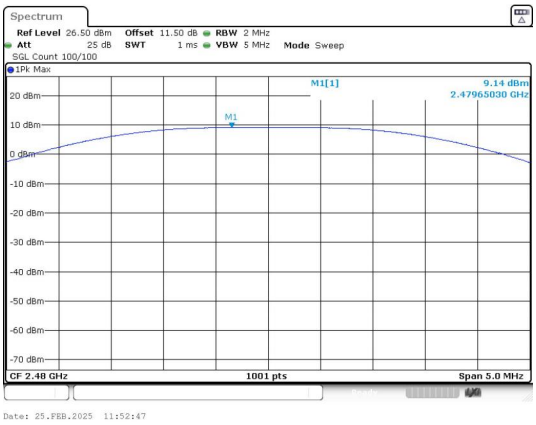

Peak Output Power

BLE 2M_Channel 39

4) 6dB Bandwidth

Test Result

Mode	Channel	Center Frequency (MHz)	6 dB Bandwidth (MHz)	Limit (MHz)	Result
BLE 1M	0	2402	0.6700	≥0.5	PASS
	19	2440	0.6700		PASS
	39	2480	0.6700		PASS
BLE 2M	0	2402	1.170		PASS
	19	2440	1.170		PASS
	39	2480	1.230		PASS

Test Graphs

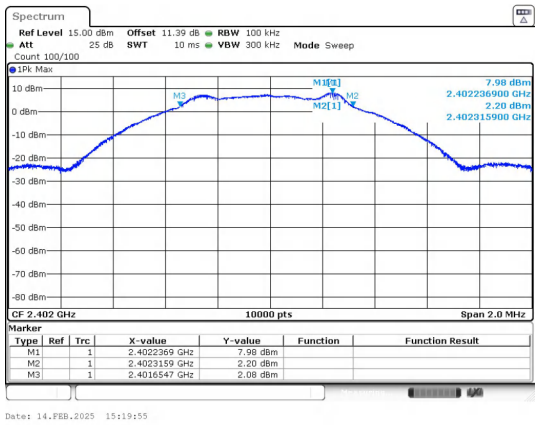

BLE 1M_Channel 0

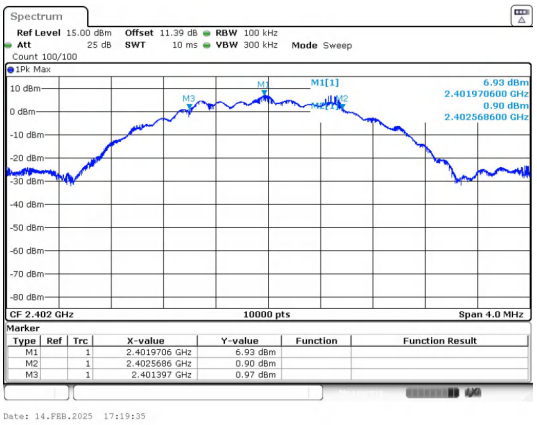

BLE 2M_Channel 0

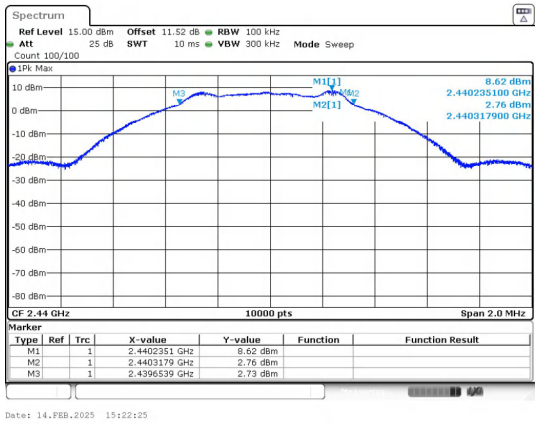

BLE 1M_Channel 19

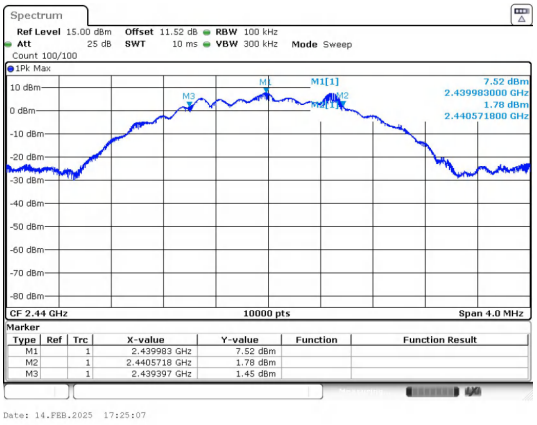

BLE 2M_Channel 19

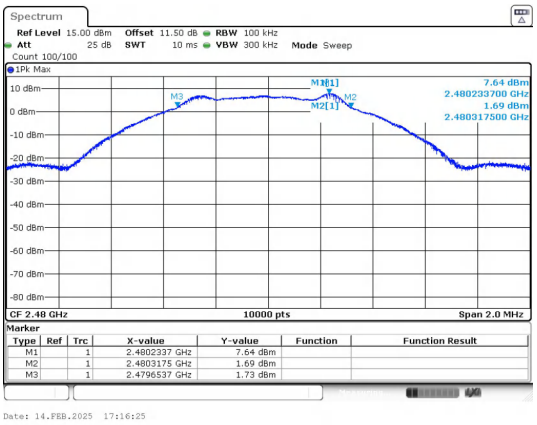

BLE 1M_Channel 39

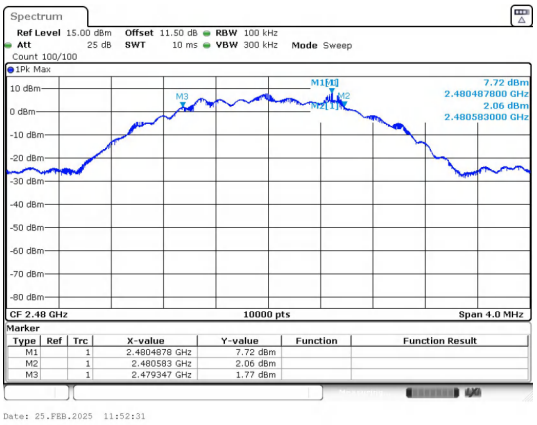

BLE 2M_Channel 39

5) Conducted Out Of Band Emission

Test Result

Mode	Channel	OOB Emission Frequency (MHz)	OOB Emission Level (dBm)	Limit (dBm)	Over Limit (dB)	Result
BLE 1M	0	2400.00	-46.750	-12.03	-34.720	PASS
		4803.85	-48.253	-12.03	-36.223	PASS
	19	42.90	-49.330	-11.38	-37.950	PASS
	39	43.73	-48.893	-12.34	-36.553	PASS
		2483.50	-49.510	-12.34	-37.170	PASS
BLE 2M	0	2400.00	-24.440	-13.09	-11.350	PASS
		4803.02	-47.926	-13.09	-34.836	PASS
	19	43.73	-49.688	-12.52	-37.168	PASS
	39	1776.65	-48.039	-12.27	-35.769	PASS
		2483.50	-47.990	-12.27	-35.720	PASS

Test Graphs

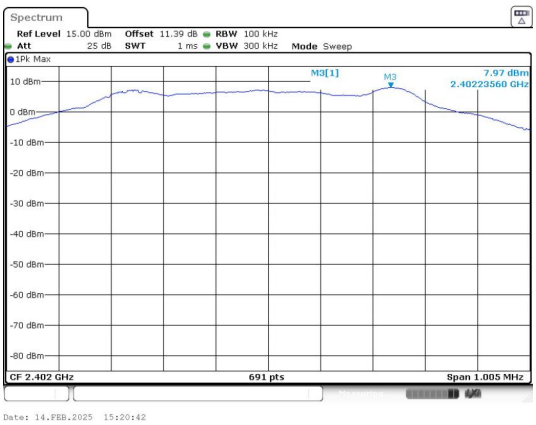

In-Band Reference Level
BLE 1M_Channel 0

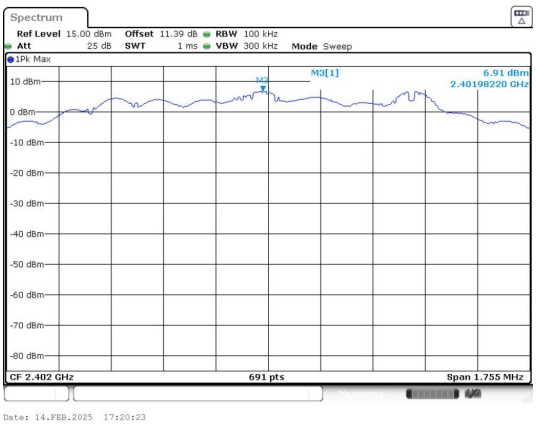

In-Band Reference Level
BLE 2M_Channel 0

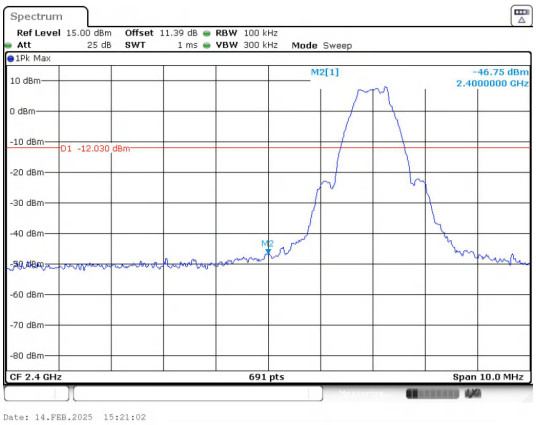

Out Of Band Emission
BLE 1M_Channel 0

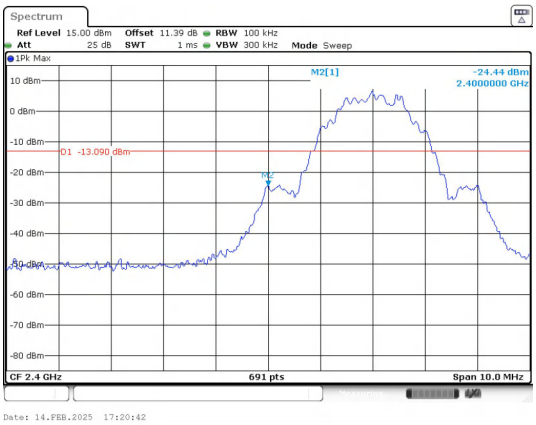

Out Of Band Emission
BLE 2M_Channel 0

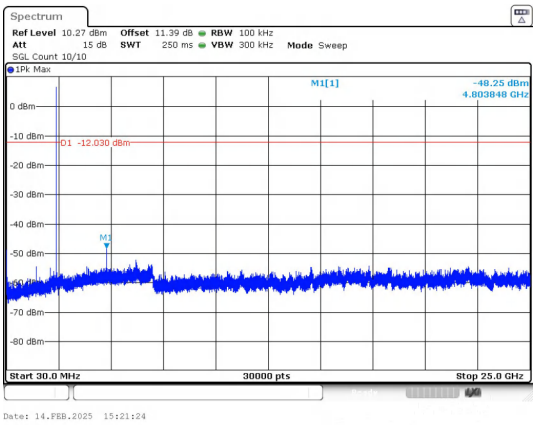

30.0 MHz - 25000.0 MHz

BLE 1M_Channel 0

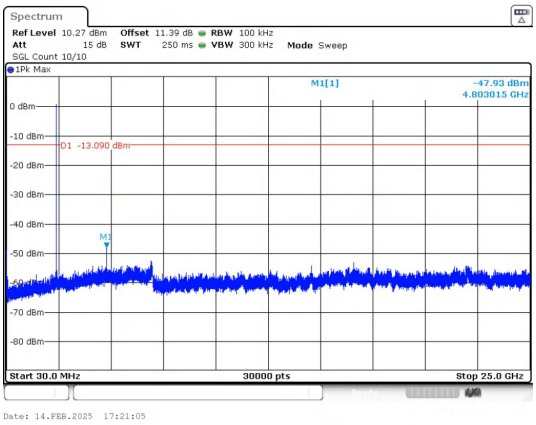

30.0 MHz - 25000.0 MHz

BLE 2M_Channel 0

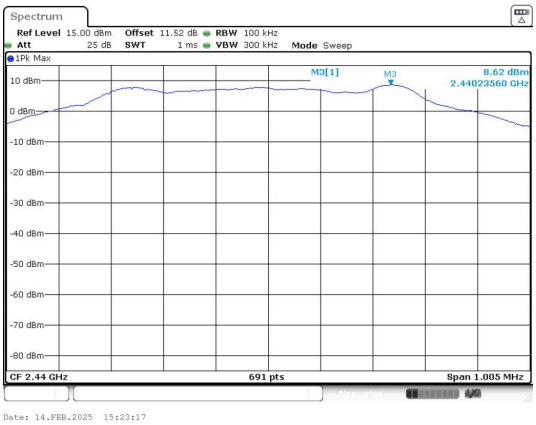

In-Band Reference Level

BLE 1M_Channel 19

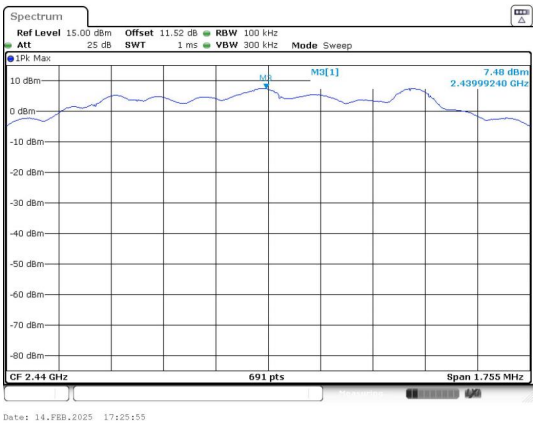

In-Band Reference Level

BLE 2M_Channel 19

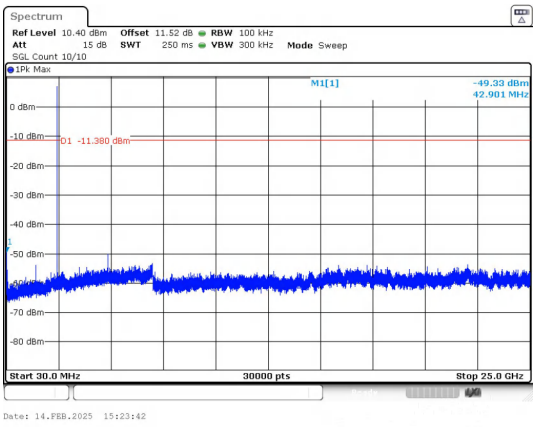

30.0 MHz - 25000.0 MHz

BLE 1M_Channel 19

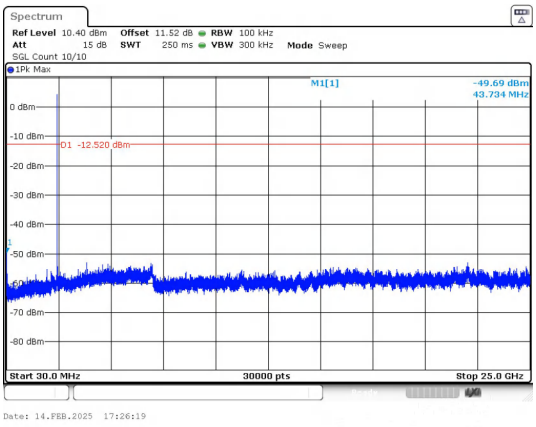

30.0 MHz - 25000.0 MHz

BLE 2M_Channel 19

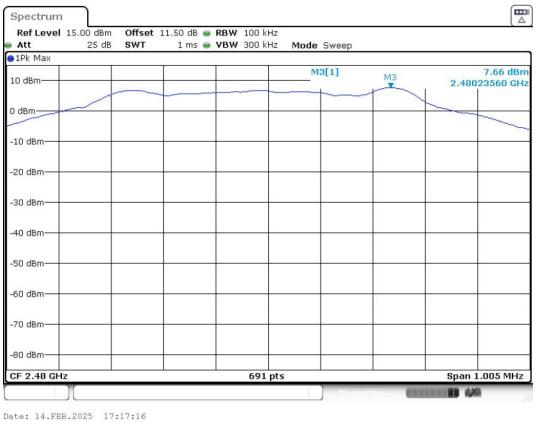

In-Band Reference Level

BLE 1M_Channel 39

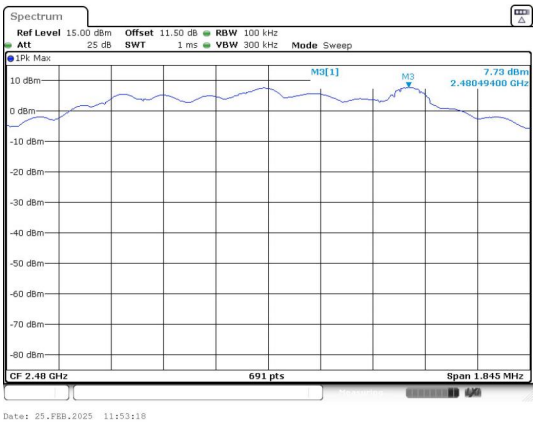

In-Band Reference Level

BLE 2M_Channel 39

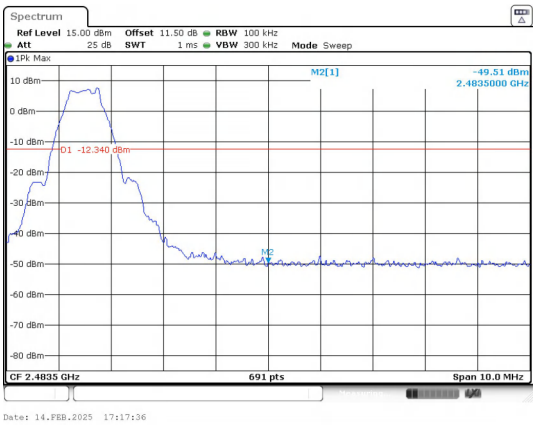

Out Of Band Emission

BLE 1M_Channel 39

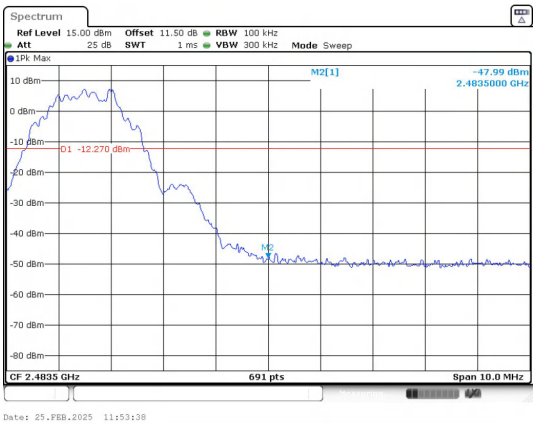

Out Of Band Emission

BLE 2M_Channel 39

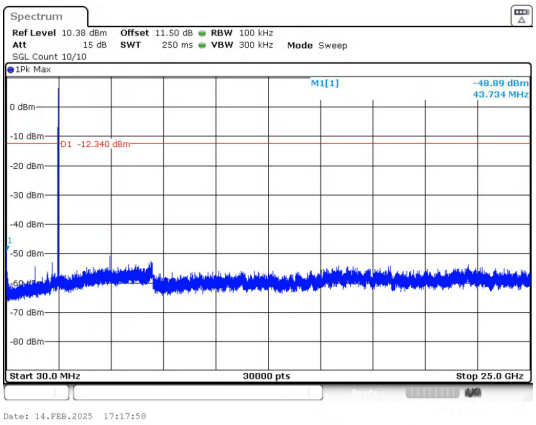

30.0 MHz - 25000.0 MHz

BLE 1M_Channel 39

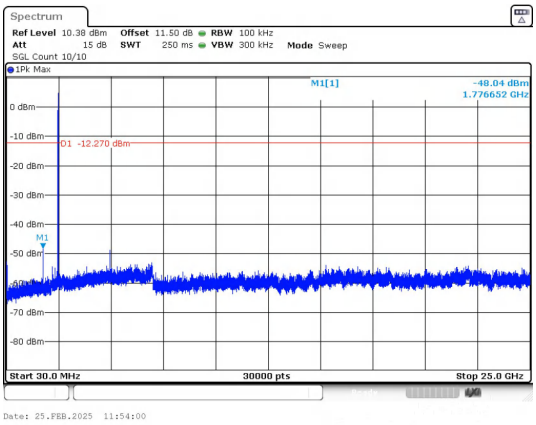

30.0 MHz - 25000.0 MHz

BLE 2M_Channel 39

------End of the report-----