M702 无线鼠标
Wireless Mouse

使用手册
User Manual

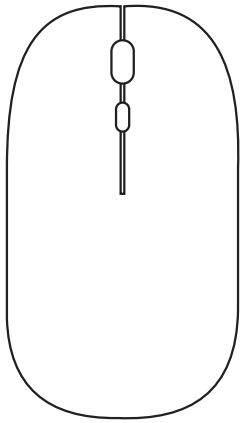

感谢您选择 **M702** 无线鼠标
在使用本产品前请仔细阅读好使用手册
Thank you for choosing **M702** wireless mouse! Please read the manual carefully before you start using our product

产品特色

① 皮质滚轮，触感舒适
② 800-1200-1600三档DPI调节
③ 左右键静音设计
④ 循环快速充电系统

产品示意图

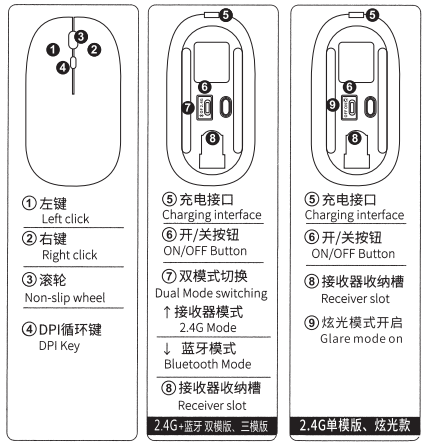

注: 根据您购买的版本，选择对应的操作说明

操作说明

充电方式：

建议使用电脑USB接口，对鼠标进行充电，充电时滚轮处常亮蓝灯，充满电灯灭，大约1-2小时左右

Charging instructions:

It is recommended to use the computer USB interface, to charge the mouse, when charging the wheel Always bright blue light, full of lights off, about1- 2 hours

2.4G+蓝牙操作说明（双模版）、（三模版）

双模版2.4G+蓝牙5.0，三模版2.4G+蓝牙5.2+3.0，可任意连接。

蓝牙模式：将底部开关向下拨动,即蓝牙模式
接收器模式：将底部开关向上拨动,即接收器模式

2.4G+Bluetooth operation instructions(Dual mode Version)

Bluetooth mode：Push the bottom right switch down, the Bluetooth mode
Receiver mode: Push the bottom right switch up, that is, the receiver mode

2.4G操作说明（单模版）：

接收器模式：将NANO接收器插入电脑USB端口，即可使用

2.4G operation instructions(Single mode Version)

Plug the NANO receiver into your computer's USB port and you're ready to go

iPad操作说明：

1. 更新到iOS 13系统
2. 系统更新完后，打开设置→辅助功能→触控→辅助触控→打开
3. 将鼠标操作到蓝牙配对模式，打开手机或平板，搜索配对即可

1. Update to iOS 13 system
2. After the system is updated, open Settings → Accessibility → Touch → Assist Touch → Open
3. Move the mouse to Bluetooth pairing mode, open the phone or tablet, search for pairing

请在使用产品之前阅读手册
电池使用警告！

电池如果更换不当，则可能存在泄露或爆炸及造成人身伤害的危险。可充电电池如果处置不当，则可能存在火灾或化学烧伤的危险。切勿拆卸或将电池与导电材料、液体接触、或暴露于温度超过54°C（130°F）的环境中。切勿在电池出现泄露、变色、变形或出现任何其他异常的情况下使用或充电。 不要让电池长时间处于放电或不使用的状态。切勿短路。您的设备可能包含内置可充电电池，此电池不可更换。电池寿命随使用情况而异。已报废电池应当依据当地法律进行弃置。如果没有相关法律或法规，请将您的设备丢弃在用于电子设备的垃圾桶中。应将电池放置于远离儿童的地方。

1类激光产品：本光学设备符合国际标准IEC/EN60825-1:2007 1类激光产品的相关要求，同时符合21CFR1040 10的要求，但偏差值遵循2007年6月24日发布的第50号Laser Notice（激光公告）的规定： 1.不可见红外光放射的一条或两条独立平行光束；2.最大功率为716微瓦的连续波，放射的波长范围为832-865纳米；3.操作温度在5℃至40℃之间。

警告！ 如果不按照此处指定的程序进行控制、调整或操作、则可能导致辐射伤害。

本产品包含1类LED。操作温度在0℃至40℃之间。

1M 类激光产品：本光学设备符合国际标准IEC/EN60825-1:2007,1M类激光产品的相关要求，同时符合21CFR1040.10的要求，但偏差值遵循2007年6月24日发布的第50号Laser Notice（激光公告）的规定：1.不可见红外光放射的至少+/-2°的辐散光束；2.最大功率为1.4微瓦的连续波，放射的波长范围832-865纳米；3.操作温度在5℃至40℃之间。

警告！激光辐射。如果在100毫米距离范围内使用光学放大仪器查看激光，则可能对眼睛造成危害。不可见激光辐射请勿直视光学仪器1M类激光产品

警告！电源仅供室内使用。仅可使用产品随附的电源。请勿修理或使用损坏的电源。 请勿将电源浸入水中或使其遭受物理损伤。应定期检查电源的电线、插头和外壳有无损伤。

使用指南：安全正确的使用产品

1.除了电池移除和更换外，请勿自行拆卸或改装产品。
2.请勿拆卸或尝试维修本产品。因为这样做可能会导致辐射伤害。
3.请勿将红外/激光光束指向任何人的眼睛或反射物体。
4.请勿将产品浸入任何液体中、或暴露在炎热或潮湿的环境中。
5.如果将产品暴露于超出既定温度范围的环境中，则切断电源设备，直至温度在指定操作温度范围内达到稳定。
6.本产品仅可使用随附的电源，不得改装电源，不得在雷雨天气时为产品充电。
7.本产品不适合儿童使用，14岁以下儿童为非预期用户。
8.如果产品运行不正常，请致电公司支持人员。
9.如需任何服务或维修，务必将产品送回生产商处。
10.如果使用产品长时间重复单一动作，则可能导致手部、手腕、胳膊、颈部或背部的神经，肌腱或肌肉损伤。如果存在疼痛、麻木、酸软无力、肿胀、抽筋或僵硬等症状请向合格的专业保健人士咨询。
11.在正常和合理可预见的不当操作条件下，本产品不 存在安全隐患。如果产品运行不正常，请致电支持人员。如需任何服务或维修，请务必将产品送回相关部门。
12.未经明确批准而对本产品进行的任何改装或改造都将导致用户丧失操作本设备的权利和产品保修失效。

产品售后指南

一、购买产品，在7天内出现质量问题

用户可以选择：

1、前往购买产品的经销商处、要求全额退款
2、前往购买产品的经销商处更换同型号产品
3、前往授权的服务中心进行维修或更换

二、购买产品，在15天内出现产品质量问题

用户可以选择：

1、前往购买产品的经销商处更换同型号产品
2、前往授权的服务中心进行维修或更换

三、购买产品，超过15天但仍在质保期内产品出现质量问题

用户可以选择：

1、前往授权的服务中心进行维修或更换。处理流程为：在我们工作人员的指导下填写用户信息注册单，等待我们的工程师为您检测、维修或更换产品。
2、如果本地没有授权的服务中心，用户需自行邮寄产品至邻近的服务中心邮寄费用自理，我们的工作人员在收到您邮寄的产品后会尽快和您联系，并检测、维修或更换产品 。

四、有限质保申明

公司对其产品包装内所有的硬件产品 在符合公司三包条件下予以三包服务。此服务仅限于出现质量问题的产品，而不包括赔偿购买者利益损失及其他意外情况造成的任何直接或间接损失。

五、属以下情况之一的产品，不提供三包服务

1、不能出示产品有效三包凭证和有效原始购物发票或收据，同时产品原序列号标签有涂改、替换、撕毁的现象。
2、产品超出公司规定的三包期限。
3、未依据产品使用说明书或未依据说明书所指示的电脑工作环境使用、维护、保管所导致的故障和损失；以及由非公司授权机构的维修人员安装、修理、更改或拆卸而造成的故障或损坏。

产品质保卡

请填写下列信息，并加盖销售单位公章

用户档案: ___年___月___日

用户名称			
通讯地址			
联系电话		邮　　编	
购买地址			
购买价格		销售单号	
经销商签名		用户签名	

本卡内容不得擅自涂改，并请保存产品包装盒，以维护您的合法权益。
This card content shall not alter, and please keep the product packaging box, the maintenance of the legitimate rights and interests of you.

合格证 CERTIFICATE

产地：中国.深圳
Made in China

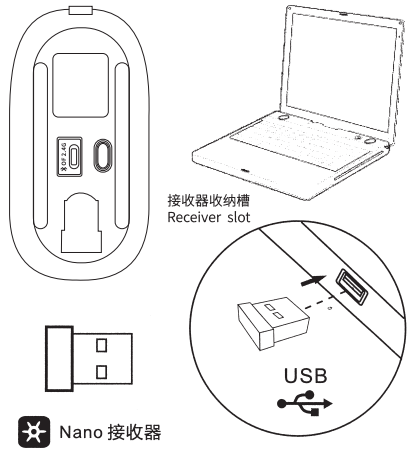

Nano 接收器

安装说明：

1. 打开电脑
2. 将无线“NANO接收器”插入电脑USB接口
3. 将鼠标底部“ON/OFF开关”推向“ON”一边
4. 移动鼠标或轻按左右按键即可正常使用

1. Open the computer
2. Plug the wireless "NANO Receiver" into the computer's USB port
3. Push the "ON/OFF switch" on the bottom of the mouse to the "ON" side.
4. Move the mouse or tap the left and right buttons to use it normally.

使用说明：

1. 鼠标移动缓慢时，请检查电池是否存在电量不足，建议及时充电；
2. 鼠标连接不上时，请检查鼠标底部电源开关是否开启，或者是将NANO接收器移至其它USB接口使用；
3. 在您长时间不使用鼠标的情况下，请手动关闭电源开关，以节省电量。

1. When the mouse moves slowly, please check if the battery is low. It is recommended to charge it in time;
2. When the mouse is not connected, please check if the power switch at the bottom of the mouse is turned on, or The NANO receiver is moved to other USB interfaces for use;
3. If you are not using the mouse for a long time, please turn off the power switch manually to save power.

注意事项：

1. 鼠标长时间不使用将自动进入休眠状态，可移动鼠标或按任意键唤醒；
2. 蓝牙5.2版本支持：Win8/Win10/Mac/Android 系统，支持ios 13以上版本。

1. If the mouse is not used for a long time, it will automatically go to sleep, and you can move the mouse or Press any key to wake up;
2. Bluetooth 5.1 version support: Win8/Win10/Mac/Android system,Support for ios 13 and above.

Read Manual Before Product use
Battery warning!

Battery warning!:Improperly replaced batteries may present a risk of leak or explosion and personal injury . Mistreated rechargeable batteries may present a risk of fire or chemical burn Do not disassemble or expose to conducting materials , moisture liquid , or heat above 54 ℃ (130°f) . Do not use or charge the battery if it appears to be leaking nking , discolored , deformed , or in any way abnormal . Do not leave your battery discharged or unused for extended periods Do not short circuit . Your device may contain an internal , rechargeable battery that is not replaceable Battery life varies with usage . Non-operational batteries should be discarded according to local laws . If no laws or regulations govern, dispose of your device in a waste bin for electronics . Keep batteries away from children. Class 1 laser product : this optical device complies with international standard IEC/EN 60825-1 : 2007 , class 1 Laser Product , and also complies with 21 CFR 1040.10 , except for deviations pursuant to laser Notice No 50 , dated June 24 , 2007 : 1) Emission of one or two independent parallel beams of infrared user-invisible light; 2) maximum power of 716 microwatts CW , Emitted wavelength is 832-865 nm : 3) Operating temperature between 5℃ and 40℃

WARNING!Use of controls , adjustments or performance of procedures beyond those specified herein may result in hazardous radiation exposure

The product contains class 1LED. Operating temperature between 0℃ and 40℃

Class 1M Laser product : This optical device complies ith international standard IEC/EN 60825-1 : 2007 , class im laser product , and also complies with 21 CFR 1040.10 , except for deviations pursuant to laser Notice No , 50 , dated june 24 . 2007) emission of diverging beam of minimum + /-2° of infrared user,invisible light 2) maximum power of 1.4 milliwatts CW Emitted wavelength is 832,865 nm : 3) operating temperature between 5 ℃ and 40℃

WARNING ! Laser Radiation . Viewing the laser output with magnifying optical instruments within a 100mm distance may pose an eye hazard* INVISIBLE LASER RADIATION DO NOT VIEW DIRECTLY WITH OPTICAL INSTRUMENTS CLASS 1M LASER PRODUCT

WARNING ! The power supply is for indoor use only . Only use the power supply included with your product Do not attempt to repair or use a damaged power supply . Do not immerse the power supply in water or subject it to physical abuse . Inspect the power supply regularly for cable , plug , and casing damage

Use Guidelines : Safe & Proper Use Of Your Product

1.Do not open or modify the product except for battery removal and replacement .

2.Do not disassemble or attempt to service this product because there is a risk of radiation exposure ,which could injury you.

3.Do not direct the infrared/laser beam at anyones eye or a reflective object.

4.Do not immerse product in any liquid or expose to heat or moisture.

5.If product is exposed to out-of-range temperature environments power off the device until temper- ature has stabilized within the specified operating temperature range .

6.Use only provided power supply devices with this product . Do not modify the power supply Do not charge your product during an electrical storm

7.This is not a children's product and is not intended for use by children under 14 years old

8.If product is operating improperly , call support.

9.Product must be returned to the manufacturer for any service or repair

10.Long periods of repetitive motion using the product may be associated with nerve , tendon or muscle injury in your hands . Wrists , arms , shoulders , neck or back . See a qualified health professional for pain , numbness , weakness , swelling , burning , cramping or stiffness .

11.This product is safe under normal and reasonably foreseeable misuse operating conditions . If the product is operating improperly , contact fmouse support product must be returned to fmouse for any service or repair .

12.Any changes or modifications to the product that are not expressly approved by fmouse may void the user's authori to operate the equipment and your.

产品中有害物质的名称及含量
根据中国《电子电气产品有害物质限制使用标识要求》

有害物质
Hazardous Substances

部件名称 Parts Name	铅 (Pb)	汞 (Hg)	镉 (Cd)	六价铬 (Cr (VI))	多溴联苯 (PBB)	多溴二苯醚 (PBDE)
电缆线 Cable	X	O	O	O	O	O
电路板组件 PWAs	X	O	O	O	O	O
塑料外壳 Plastic enclosure	O	O	O	O	O	O
玻璃部件 Glass parts	X	O	O	O	O	O
金属部件 Metal parts	X	O	O	O	O	O
电池 Battery	X	O	O	O	O	O

本表格依据SJ/T11364的规定编制

O=表示该有毒有害物质在该部件所有均质材料中的含量均在GB/T26572标准规定的限量要求以下。

X=表示该有毒有害物质至少在该部件的某一均质的含量超出GB/T26572标准规定的限量要求。

表中标有“X”的所有部件都符合欧盟RoHS Recast法规-2011/65/EU指令。

此表显示的电子电气产品部件中何处存在这些有害物质，请注意并非内装产品都包含上述所有部件。

注：环保使用期限的参考标准取决于产品正常工作的温度和湿度等条件。

PML-MSM10360-V6.1

FCC Caution:

This device complies with part 15 of the FCC Rules. Operation is subject to the following two conditions: (1) This device may not cause harmful interference, and (2) this device must accept any interference received, including interference that may cause undesired operation.

Any changes or modifications not expressly approved by the party responsible for compliance could void the user's authority to operate the equipment.

NOTE: This equipment has been tested and found to comply with the limits for a Class B digital device, pursuant to Part 15 of the FCC Rules. These limits are designed to provide reasonable protection against harmful interference in a residential installation. This equipment generates, uses and can radiate radio frequency energy and, if not installed and used in accordance with the instructions, may cause harmful interference to radio communications. However, there is no guarantee that interference will not occur in a particular installation.If this equipment does cause harmful interference to radio or television reception,

which can be determined by turning the equipment off and on, the user is encouraged to try to correct the interference by one or more of the following measures:

-- Reorient or relocate the receiving antenna.

-- Increase the separation between the equipment and receiver.

-- Connect the equipment into an outlet on a circuit different from that to which the receiver is connected.

-- Consult the dealer or an experienced radio/TV technician for help.

The device has been evaluated to meet general RF exposure requirement. The device can be used in portable exposure condition without restriction.