Appendix Report

Report No.:	CISRR250219071
Test Engineer:	Mark Fu
Supervised by:	Rory Huang

1) Duty Cycle

Test Result

Modulation	Packets	Channel	On Time (ms)	Period (ms)	Duty Cycle (%)	Duty Cycle (linear)	Duty Cycle Factor (dB)	1/T
GFSK	DH5	0	2.886	3.748	77.00	0.7700	1.1351	0.3465
		39	2.886	3.748	77.00	0.7700	1.1351	0.3465
		78	2.886	3.748	77.00	0.7700	1.1351	0.3465
π/4DQPSK	2-DH5	0	2.890	3.746	77.15	0.7715	1.1266	0.3460
		39	2.892	3.748	77.16	0.7716	1.1261	0.3458
		78	2.890	3.748	77.11	0.7711	1.1289	0.3460
8DPSK	3-DH5	0	2.892	3.748	77.16	0.7716	1.1261	0.3458
		39	2.892	3.748	77.16	0.7716	1.1261	0.3458
		78	2.892	3.748	77.16	0.7716	1.1261	0.3458

Test Graphs

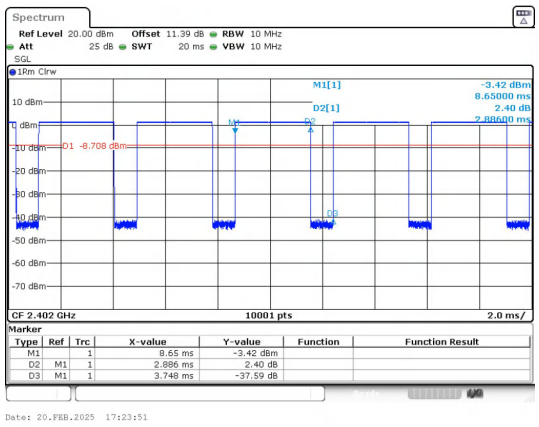

GFSK(DH5)_Channel 0

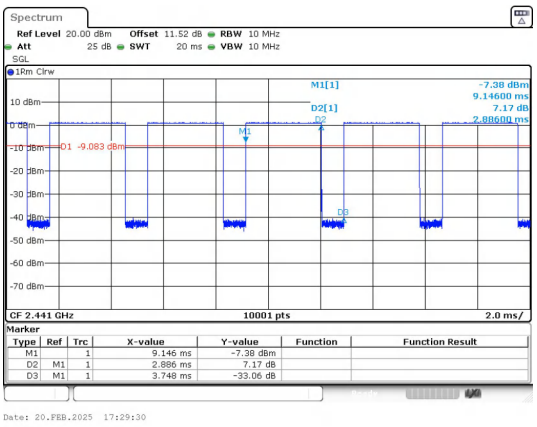

GFSK(DH5)_Channel 39

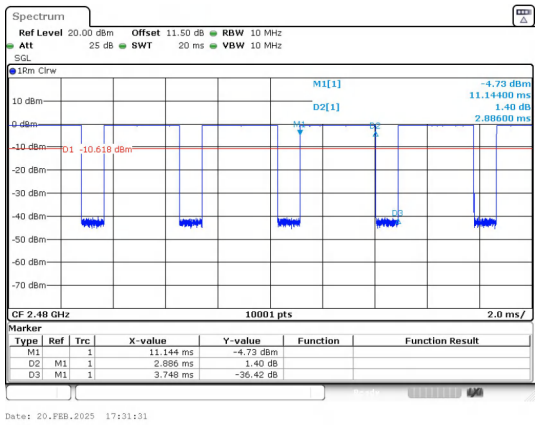

GFSK(DH5)_Channel 78

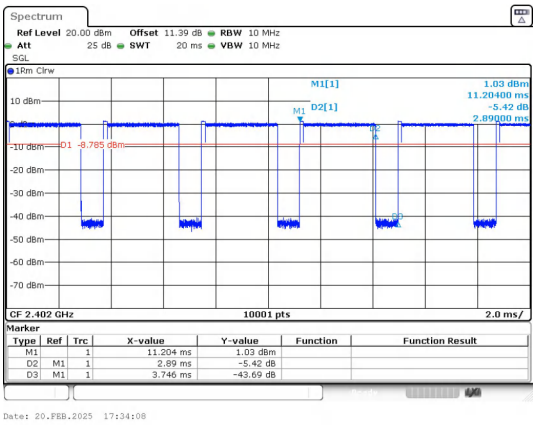

π/4DQPSK(2-DH5)_Channel 0

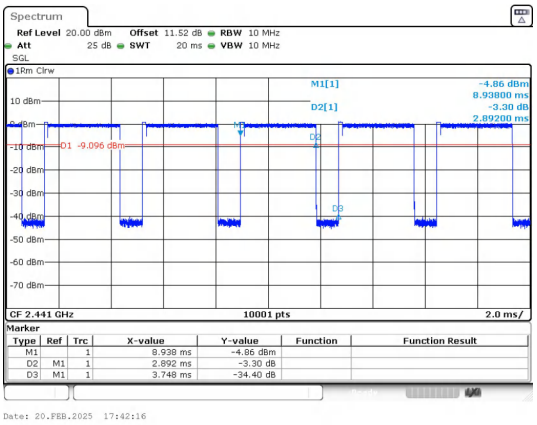

π/4DQPSK(2-DH5)_Channel 39

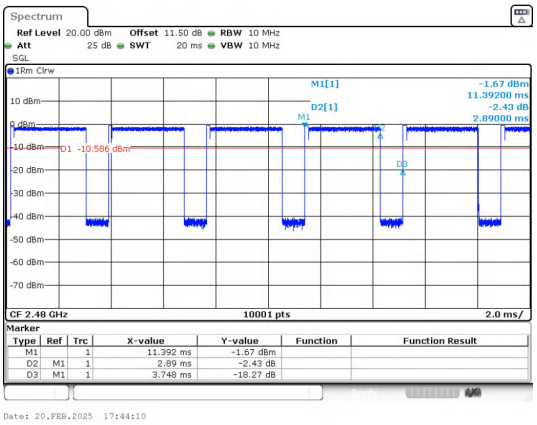

π/4DQPSK(2-DH5)_Channel 78

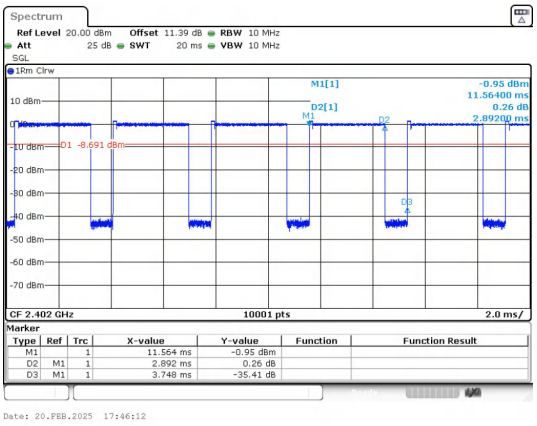

8DPSK(3-DH5)_Channel 0

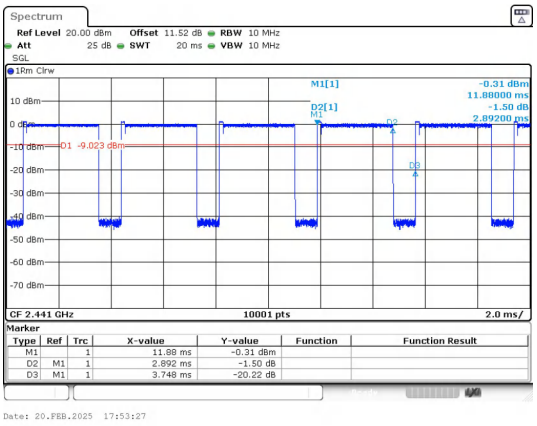

8DPSK(3-DH5)_Channel 39

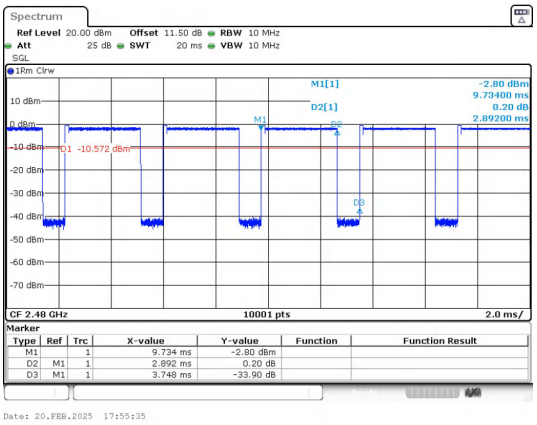

8DPSK(3-DH5)_Channel 78

2) Dwell Time

Test Result

Modulation	Packet	Channel	Pulse Width (ms)	Number of Pulses in 31.6 seconds	Dwell Time (ms)	Limit (ms)	Result
GFSK	DH5	CH0 (2402MHz)	2.888	102	294.58	< 400	PASS
π/4DQPSK	2-DH5		2.896	99	286.7		PASS
8DPSK	3-DH5		2.896	113	327.25		PASS

Test Graphs

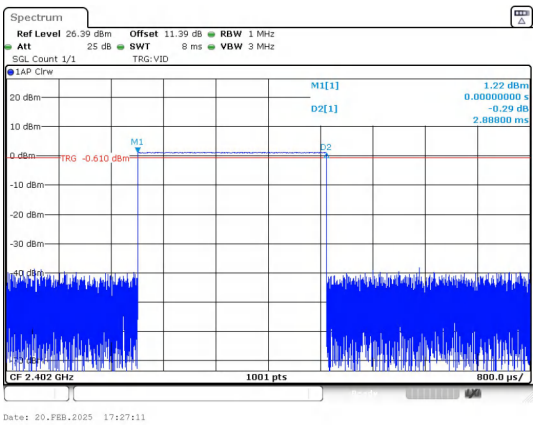

Pulse Width
GFSK_DH5

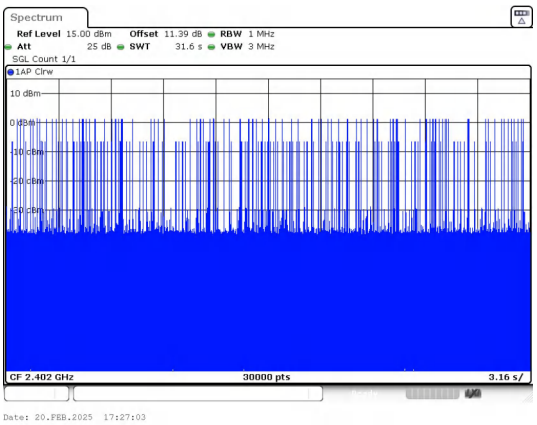

Number of Pulses in 31.6 seconds
GFSK_DH5

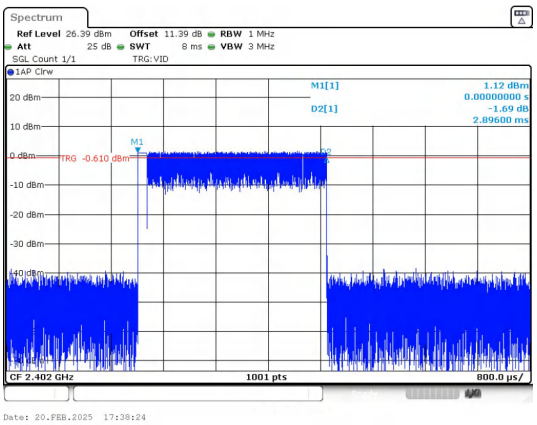

Pulse Width
π/4DQPSK_2-DH5

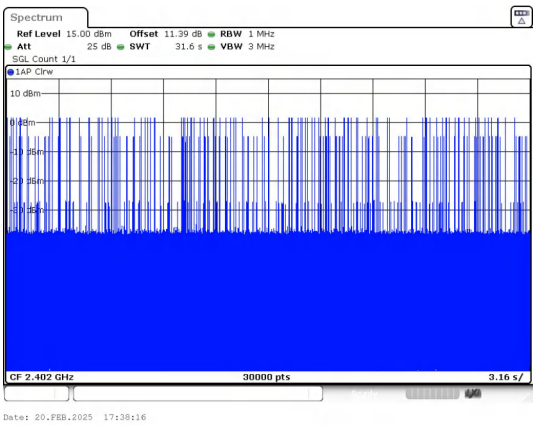

Number of Pulses in 31.6 seconds
π/4DQPSK_2-DH5

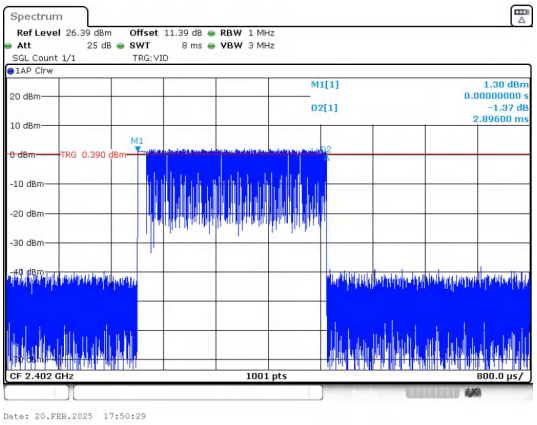

Pulse Width

8DPSK_3-DH5

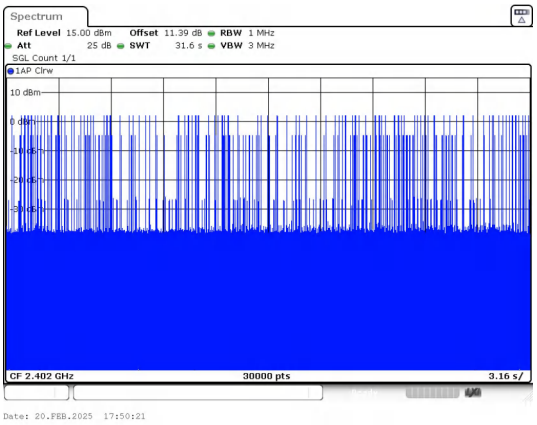

Number of Pulses in 31.6 seconds

8DPSK_3-DH5

3) Number Of Hopping Channel

Test Result

Modulation	Packet	Number of Hopping Channel	Limit	Result
GFSK	DH5	79	15	PASS
π/4DQPSK	2-DH5	79	15	PASS
8DPSK	3-DH5	79	15	PASS

Test Graphs

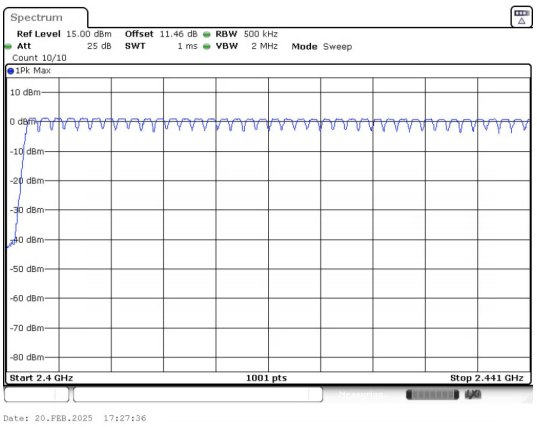

Low End Spectrum Channel Hopping Plot
GFSK

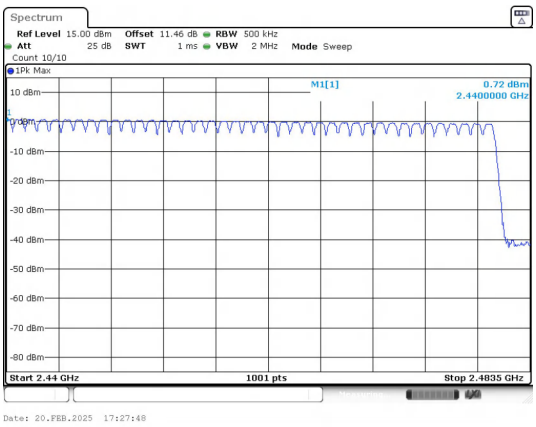

High End Spectrum Channel Hopping Plot
GFSK

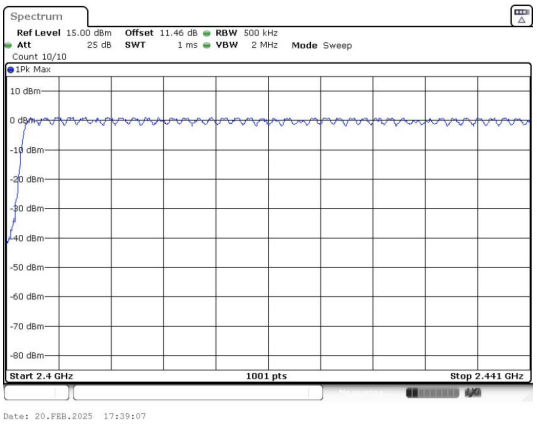

Low End Spectrum Channel Hopping Plot
π/4DQPSK

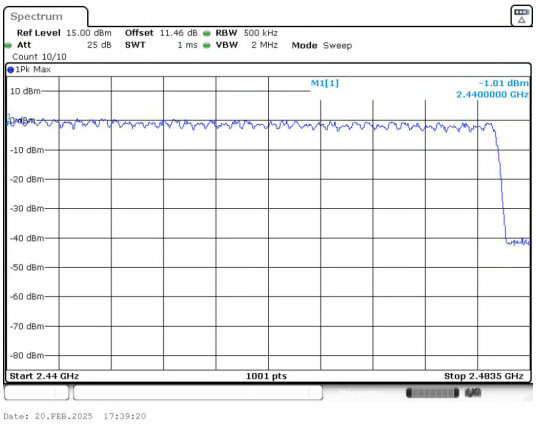

High End Spectrum Channel Hopping Plot
π/4DQPSK

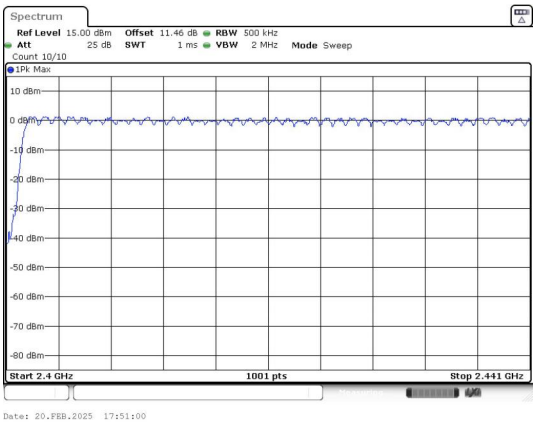

Low End Spectrum Channel Hopping Plot

8DPSK

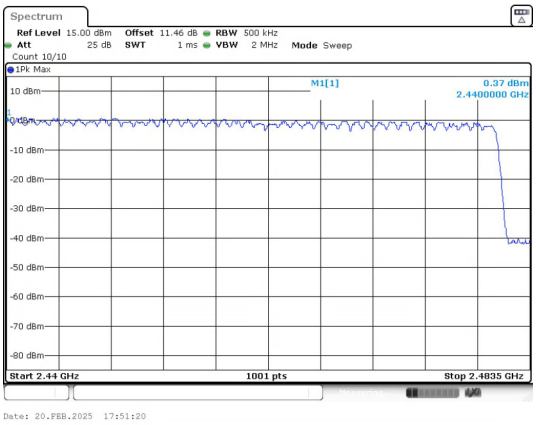

High End Spectrum Channel Hopping Plot

8DPSK

4) Conducted Output Power

Test Result

Modulation	Packet Type	Channel	Peak Output Power (dBm)	Peak Output Power (mW)	Limit (dBm)	Result
GFSK	DH5	0	1.34	1.36	≤30	PASS
		39	0.98	1.25		PASS
		78	-0.55	0.88		PASS
π/4DQPSK	2-DH5	0	2.11	1.63	≤20.97	PASS
		39	1.81	1.52		PASS
		78	0.36	1.09		PASS
8DPSK	3-DH5	0	2.55	1.80		PASS
		39	2.23	1.67		PASS
		78	0.67	1.17		PASS

Test Graphs

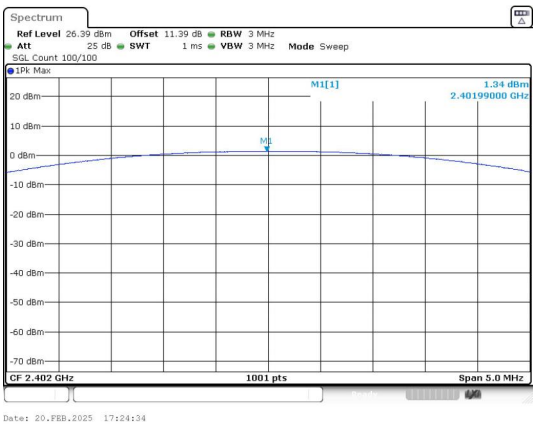

Peak Output Power
GFSK_Channel 0

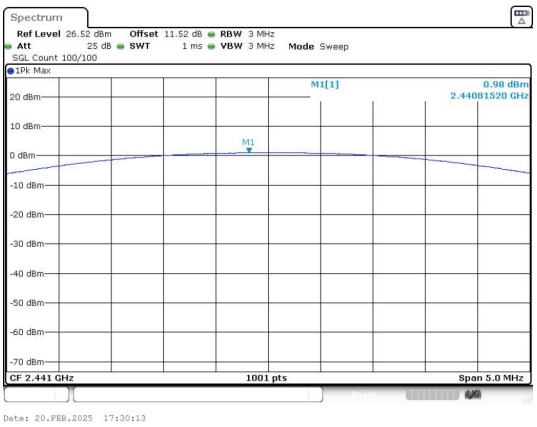

Peak Output Power
GFSK_Channel 39

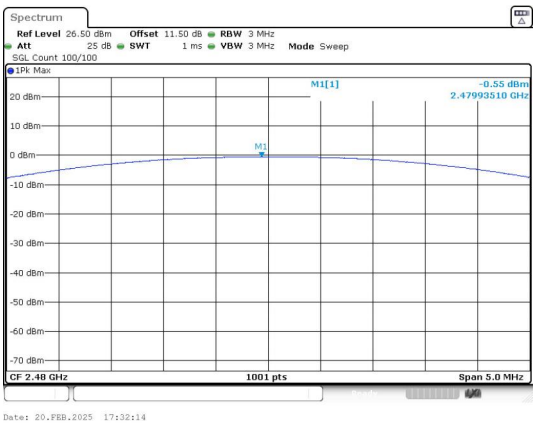

Peak Output Power
GFSK_Channel 78

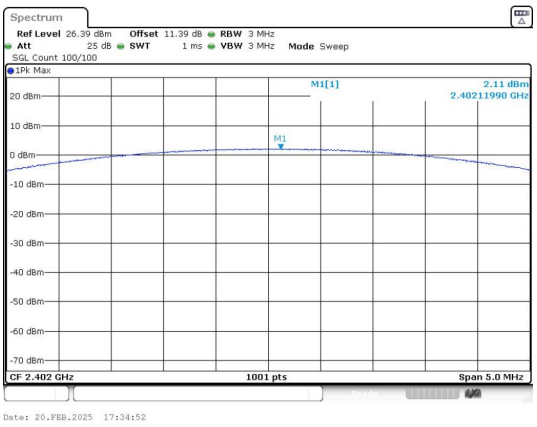

Peak Output Power
π/4DQPSK_Channel 0

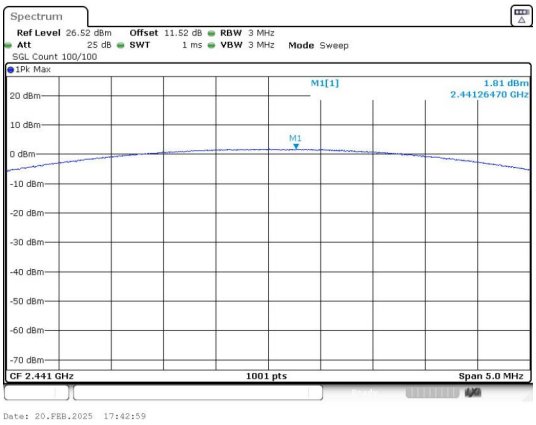

Peak Output Power

π/4DQPSK_Channel 39

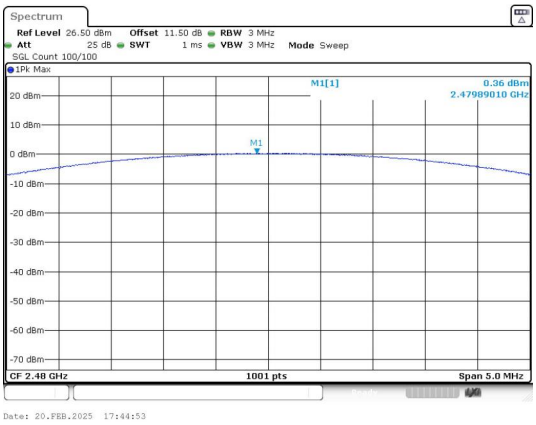

Peak Output Power

π/4DQPSK_Channel 78

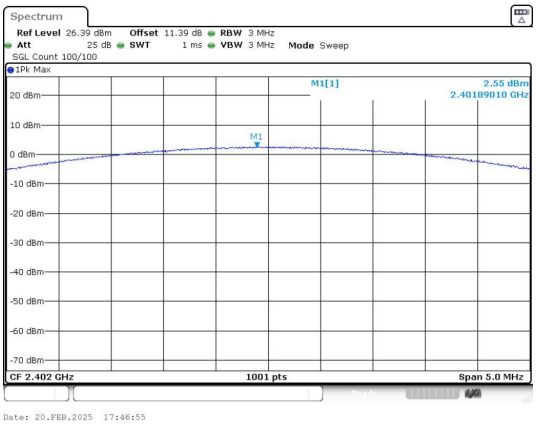

Peak Output Power

8DPSK_Channel 0

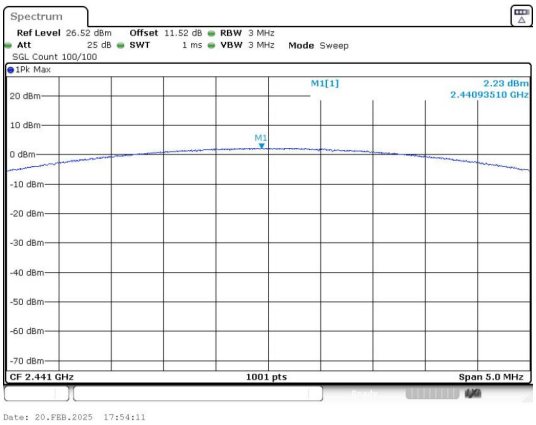

Peak Output Power

8DPSK_Channel 39

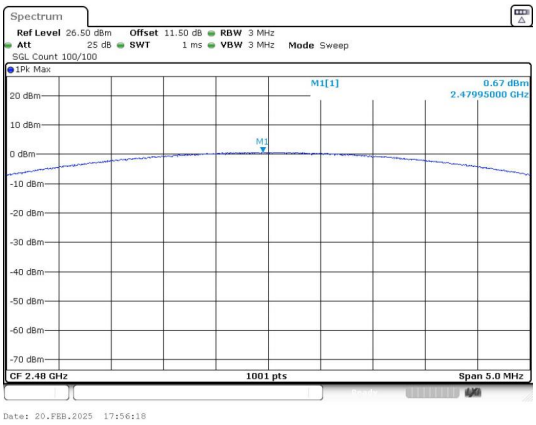

Peak Output Power

8DPSK_Channel 78

5) 20dB Bandwidth

Test Result

Modulation	Channel	Center Frequency (MHz)	20 dB Bandwidth (MHz)
GFSK	0	2402 MHz	0.9900
	39	2441 MHz	0.9800
	78	2480 MHz	1.000
π/4DQPSK	0	2402 MHz	1.280
	39	2441 MHz	1.300
	78	2480 MHz	1.310
8DPSK	0	2402 MHz	1.280
	39	2441 MHz	1.290
	78	2480 MHz	1.290

Test Graphs

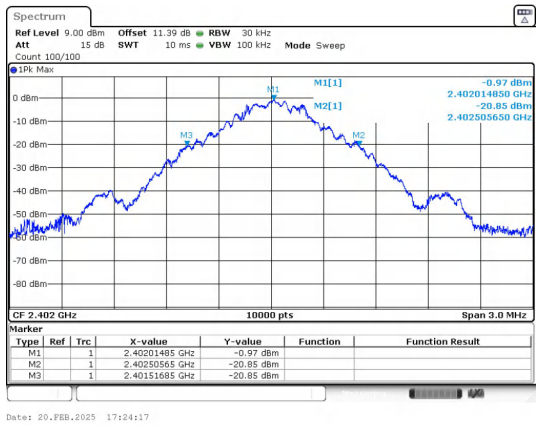

GFSK_DH5_Channel 0

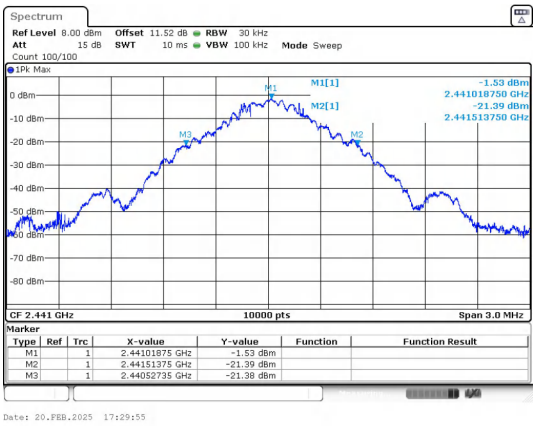

GFSK_DH5_Channel 39

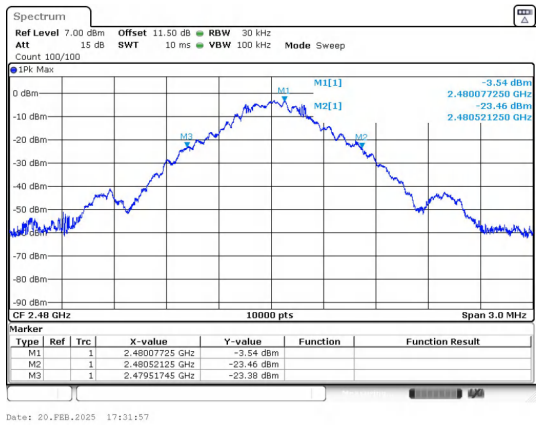

GFSK_DH5_Channel 78

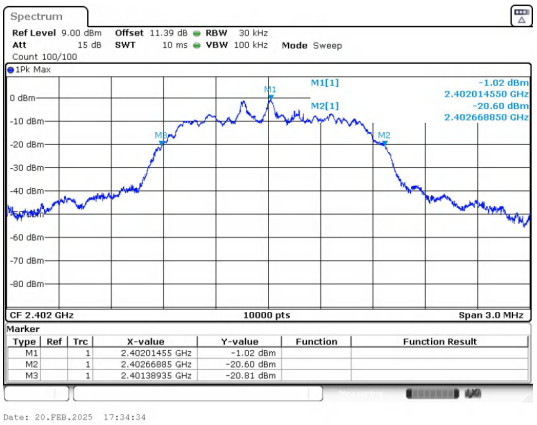

π/4DQPSK_2-DH5_Channel 0

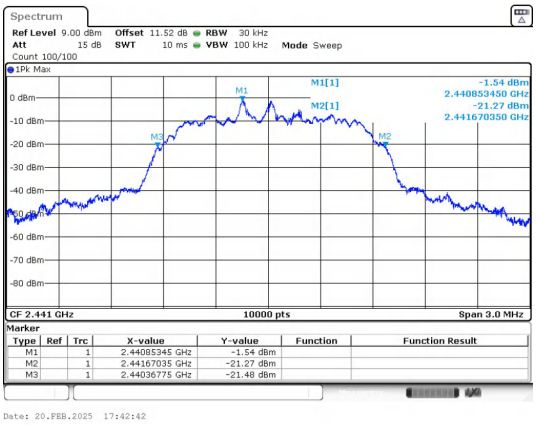

π/4DQPSK_2-DH5_Channel 39

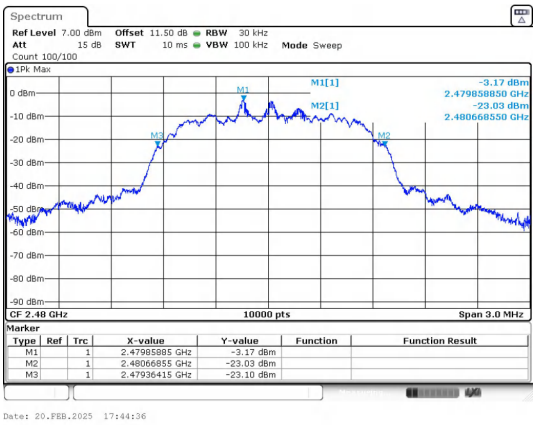

π/4DQPSK_2-DH5_Channel 78

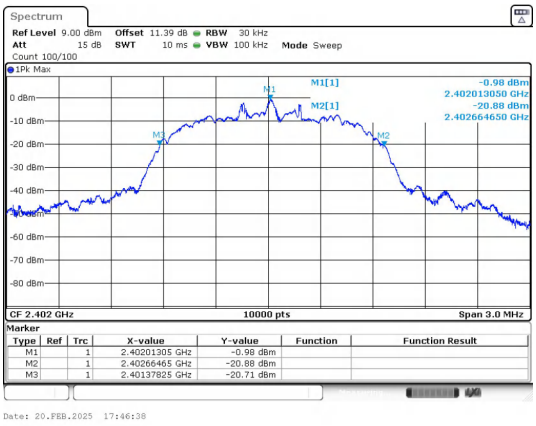

8DPSK_3-DH5_Channel 0

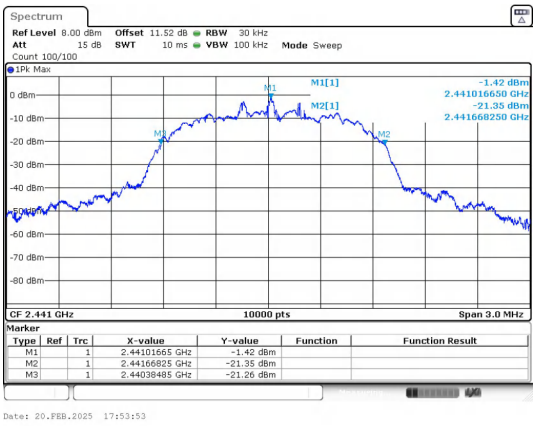

8DPSK_3-DH5_Channel 39

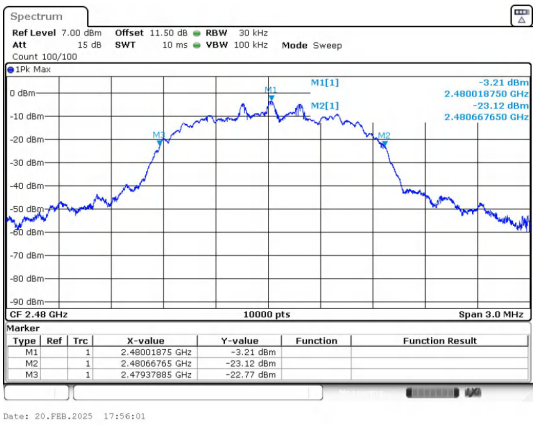

8DPSK_3-DH5_Channel 78

6) Carrier Frequencies Separation

Test Result

Modulation	Packet	Left Center frequency (MHz)	Right Center frequency (MHz)	Hopping Frequency Separation (MHz)	Limit (MHz)	Result
GFSK	DH5	2440.0145	2441.0356	1.0212	0.99	PASS
π/4DQPSK	2-DH5	2440.0343	2441.1617	1.1274	0.853	PASS
8DPSK	3-DH5	2440.1786	2441.168	0.9894	0.853	PASS

Test Graphs

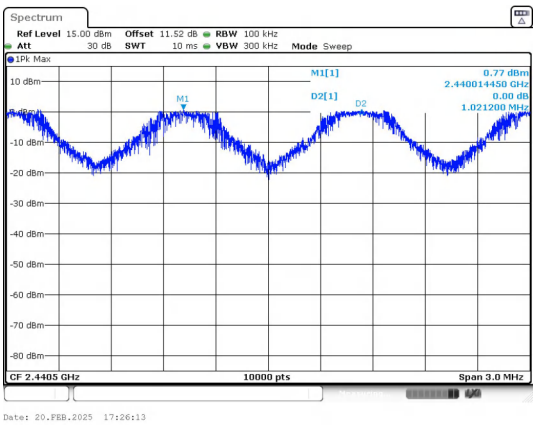

GFSK

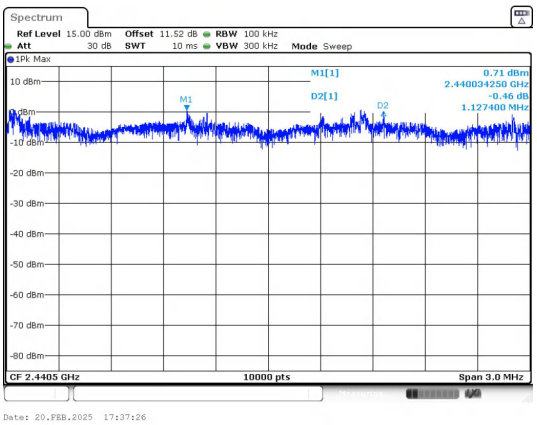

π/4DQPSK

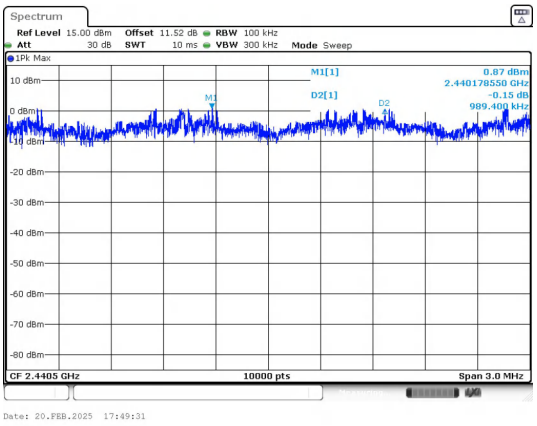

8DPSK

7) Conducted Out Of Band Emission

Test Result

Non-Hopping

Modulation	Packet	Channel	OOB Emission Frequency (MHz)	OOB Emission Level (dBm)	Limit (dBm)	Over Limit (dB)	Result
GFSK	DH5	0	2398.95	-48.829	-18.86	-29.969	PASS
			2400.00	-49.230	-18.86	-30.370	PASS
			9608.10	-44.142	-18.86	-25.282	PASS
		39	9763.72	-41.910	-19.3	-22.610	PASS
		78	2483.50	-50.440	-20.8	-29.640	PASS
			9920.20	-39.863	-20.8	-19.063	PASS
π/4DQPSK	2-DH5	0	2398.30	-49.111	-18.89	-30.221	PASS
			2400.00	-49.530	-18.89	-30.640	PASS
			9608.10	-43.816	-18.89	-24.926	PASS
		39	9763.72	-41.567	-19.19	-22.377	PASS
		78	2483.50	-50.590	-20.63	-29.960	PASS
			9920.20	-39.716	-20.63	-19.086	PASS
8DPSK	3-DH5	0	2397.92	-48.174	-19.0	-29.174	PASS
			2400.00	-49.440	-19.0	-30.440	PASS
			9608.10	-43.190	-19.0	-24.190	PASS
		39	9763.72	-42.185	-19.47	-22.715	PASS
		78	2483.50	-50.030	-20.75	-29.280	PASS
			9920.20	-39.896	-20.75	-19.146	PASS

Hopping

Modulation	Packet	Channel	OOB Emission Frequency (MHz)	OOB Emission Level (dBm)	Limit (dBm)	Over Limit (dB)	Result
GFSK	DH5	Hopping	2397.60	-48.716	-19.04	-29.676	PASS
			2400.00	-50.510	-19.04	-31.470	PASS
			2483.50	-49.960	-20.77	-29.190	PASS
π/4DQPSK	2-DH5		2398.55	-48.814	-20.24	-28.574	PASS
			2400.00	-50.660	-20.24	-30.420	PASS
			2483.50	-49.770	-21.45	-28.320	PASS
8DPSK	3-DH5		2397.37	-48.773	-19.39	-29.383	PASS
			2400.00	-50.180	-19.39	-30.790	PASS
			2483.50	-49.490	-21.16	-28.330	PASS

Test Graphs

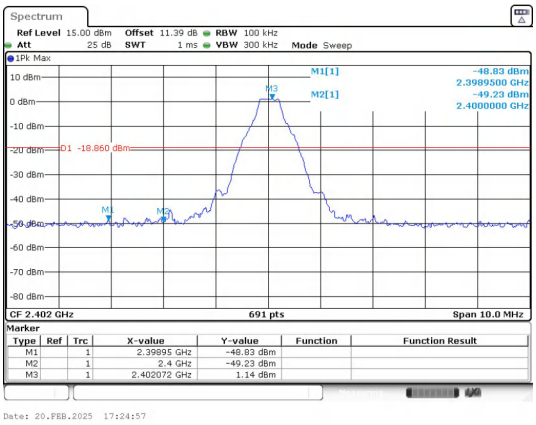

Out Of Band Emission

GFSK_DH5_Channel 0

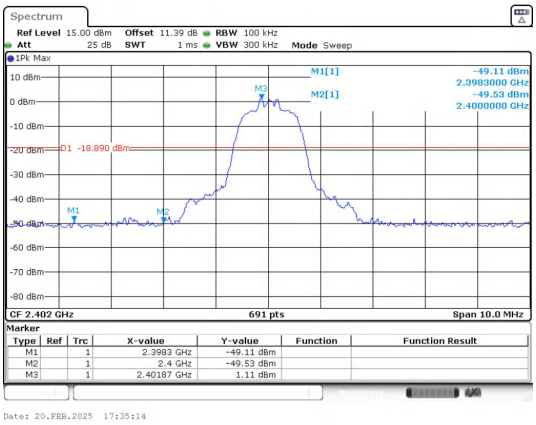

Out Of Band Emission

π/4DQPSK_2-DH5_Channel 0

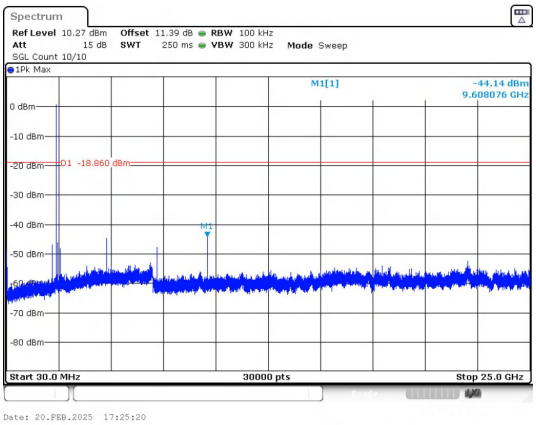

30.0 MHz - 25000.0 MHz

GFSK_DH5_Channel 0

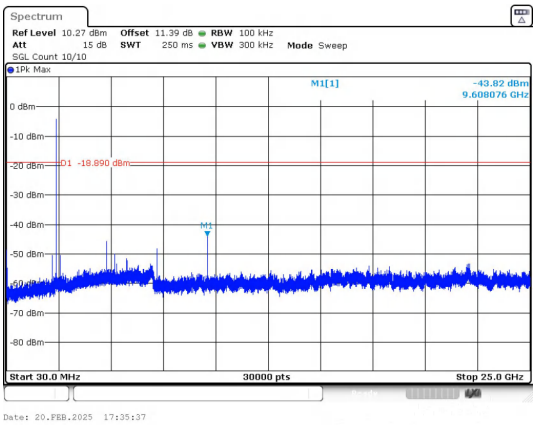

30.0 MHz - 25000.0 MHz

π/4DQPSK_2-DH5_Channel 0

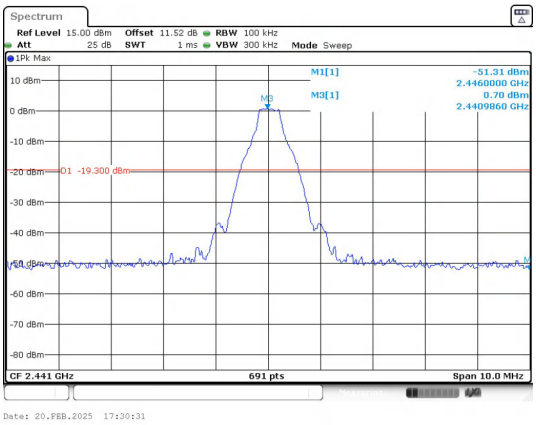

Out Of Band Emission

GFSK_DH5_Channel 39

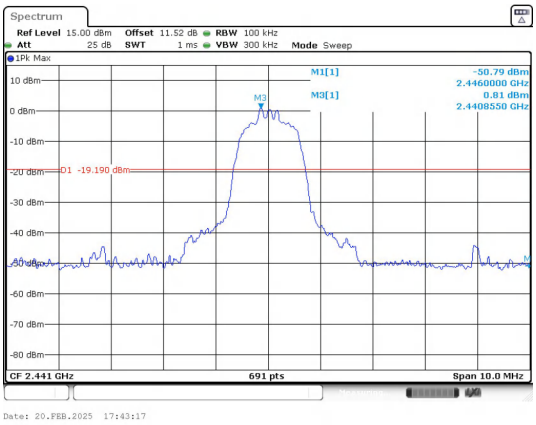

Out Of Band Emission

π/4DQPSK_2-DH5_Channel 39

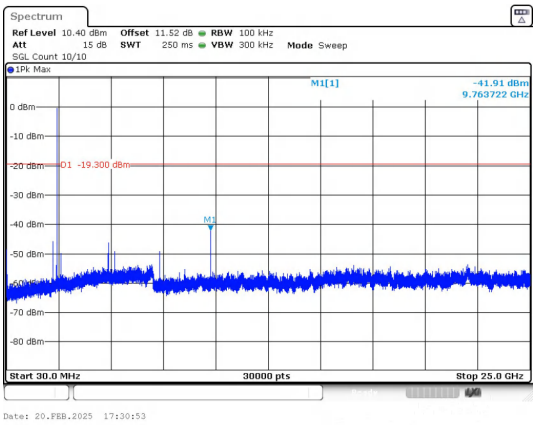

30.0 MHz - 25000.0 MHz

GFSK_DH5_Channel 39

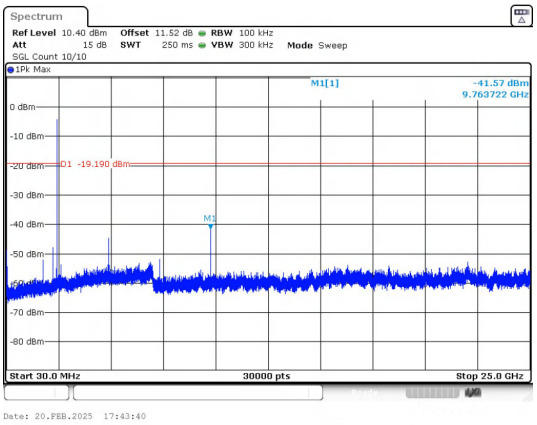

30.0 MHz - 25000.0 MHz

π/4DQPSK_2-DH5_Channel 39

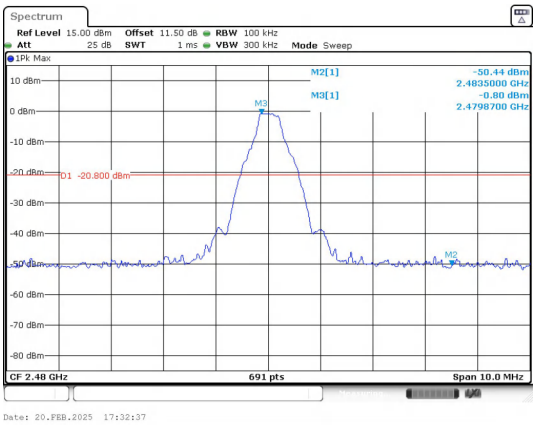

Out Of Band Emission

GFSK_DH5_Channel 78

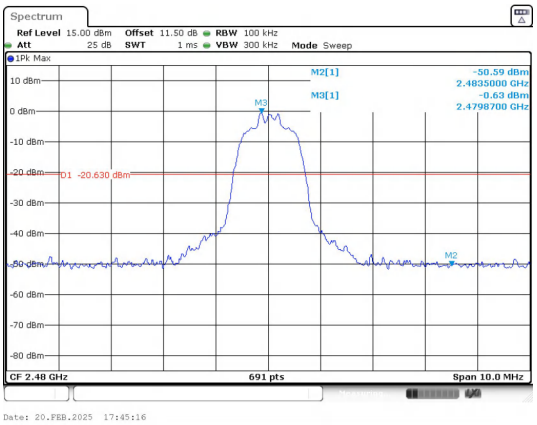

Out Of Band Emission

π/4DQPSK_2-DH5_Channel 78

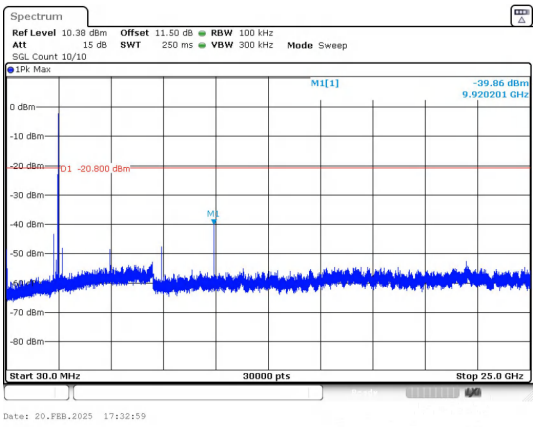

30.0 MHz - 25000.0 MHz

GFSK_DH5_Channel 78

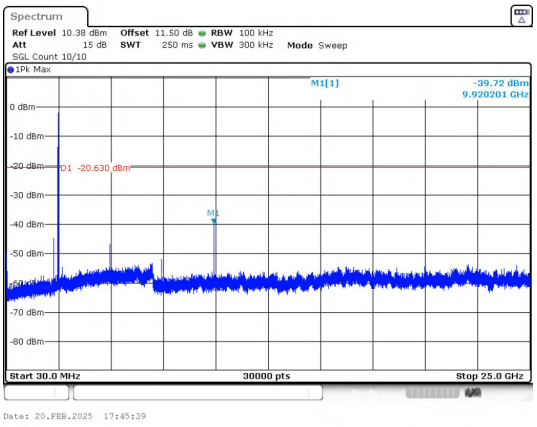

30.0 MHz - 25000.0 MHz

π/4DQPSK_2-DH5_Channel 78

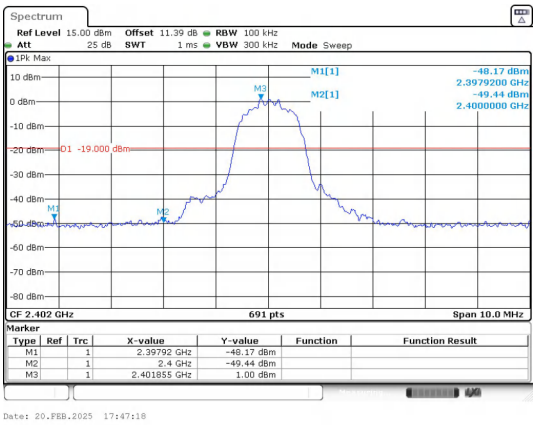

Out Of Band Emission

8DPSK_3-DH5_Channel 0

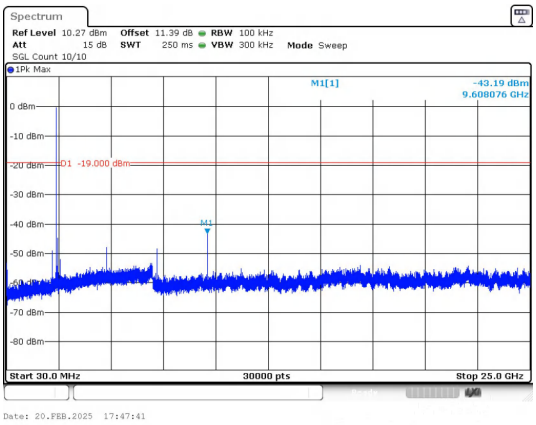

30.0 MHz - 25000.0 MHz

8DPSK_3-DH5_Channel 0

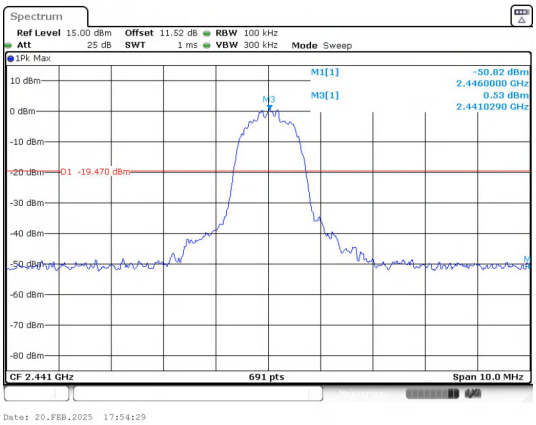

Out Of Band Emission

8DPSK_3-DH5_Channel 39

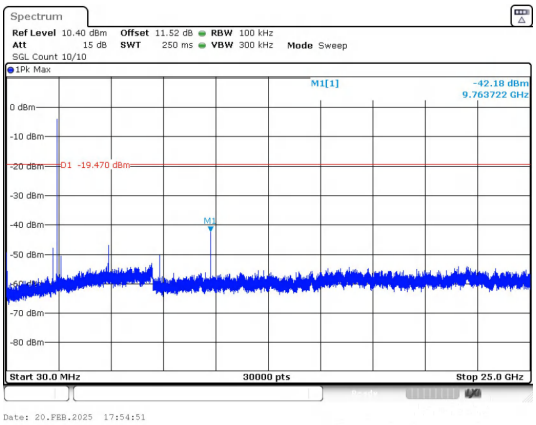

30.0 MHz - 25000.0 MHz

8DPSK_3-DH5_Channel 39

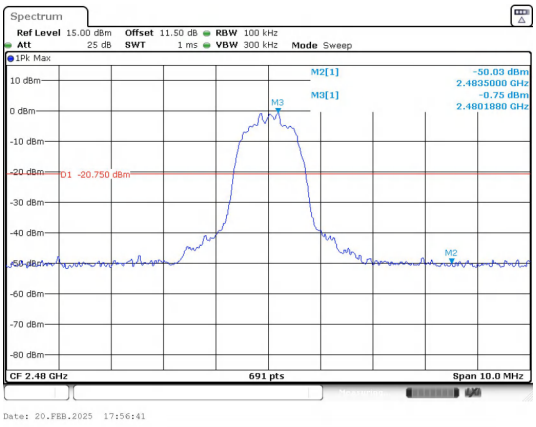

Out Of Band Emission

8DPSK_3-DH5_Channel 78

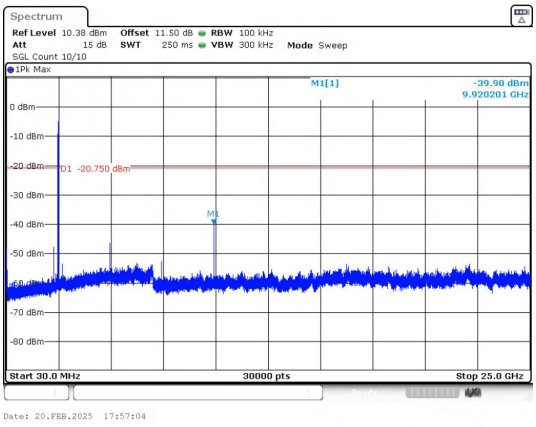

30.0 MHz - 25000.0 MHz

8DPSK_3-DH5_Channel 78

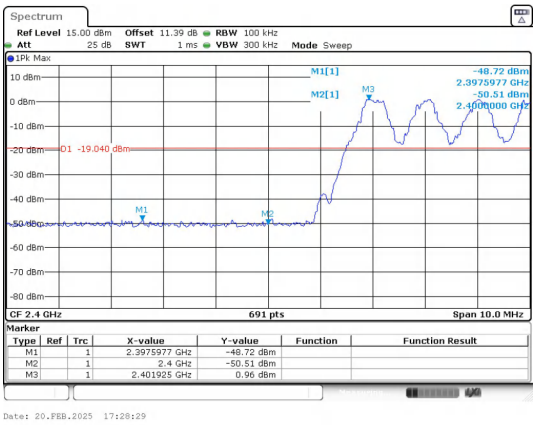

Out Of Band Emission(Left)

GFSK_DH5_Channel Hopping

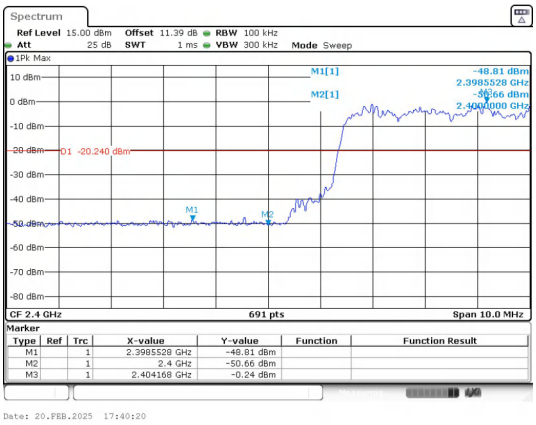

Out Of Band Emission(Left)

π/4DQPSK_2-DH5_Channel Hopping

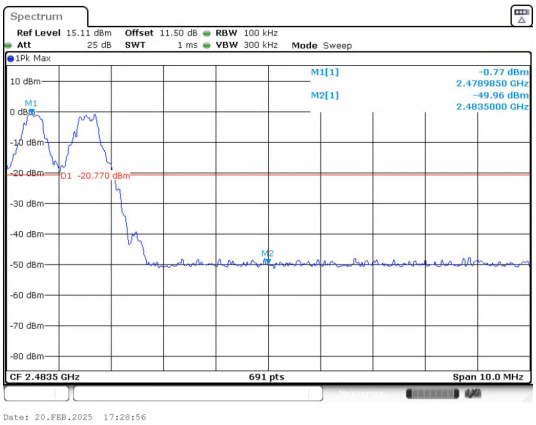

Out Of Band Emission(Right)

GFSK_DH5_Channel Hopping

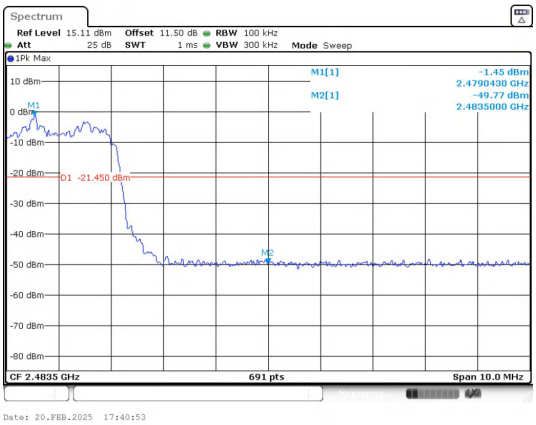

Out Of Band Emission(Right)

π/4DQPSK_2-DH5_Channel Hopping

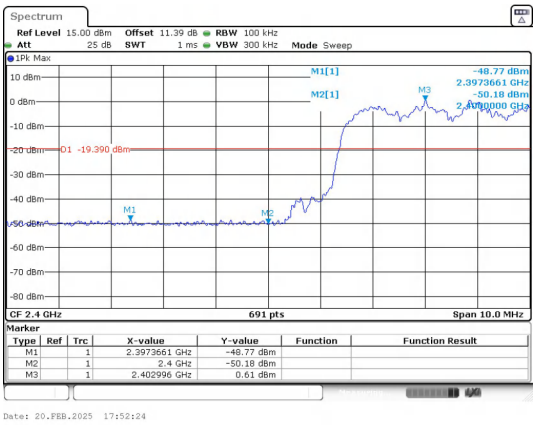

Out Of Band Emission(Left)

8DPSK_3-DH5_Channel Hopping

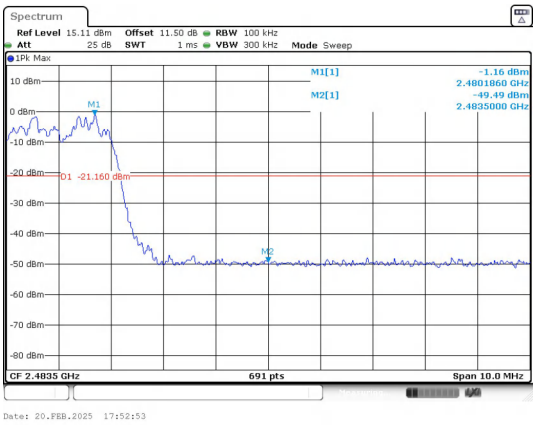

Out Of Band Emission(Right)

8DPSK_3-DH5_Channel Hopping

------End of the report-----