Appendix B

WIFI 2.4G
WIFI 5G

Test Laboratory: TOWE Lab

Measurement Report for CVR, EDGE BOTTOM, WLAN 2.4GHz, IEEE 802.11b WiFi 2.4 GHz (DSSS, 1 Mbps), Channel 1 (2412.000 MHz)

Device Under Test Properties

Model	Dimensions [mm]
CVR	70.0 x 155.0 x 40.0

Exposure Conditions

Phantom Section, TSL	Position, Test Distance [mm]	Band	Group, UID	Frequency [MHz], Channel Number	TSL Conductivity [S/m]	TSL Permittivity
Flat, Head Simulating Liquid	EDGE BOTTOM, 0.00	WLAN 2.4GHz	WLAN, 10012-CAB	2412.000, 1	1.77	41.2

Hardware Setup

Phantom	TSL	Probe, Calibration Date	DAE, Calibration Date
Twin-SAM V8.0 (30deg probe tilt) - 2168	HSL2450	EX3DV4 - SN7758, 2024-09-12	DAE4ip Sn1846, 2024-12-10

Scans Setup

	Area Scan	Zoom Scan
Grid Extents [mm]	72.0 x 192.0	30.0 x 30.0 x 30.0
Grid Steps [mm]	12.0 x 12.0	5.0 x 5.0 x 5.0
Sensor Surface [mm]	3.0	1.4
Graded Grid	N/A	Yes
Grading Ratio	N/A	1.5
MAIA	N/A	N/A
Surface Detection	VMS	VMS + 6p
Scan Method	Measured	Measured

Measurement Results

	Area Scan	Zoom Scan
Date	2025-03-06, 19:31	2025-03-06, 19:37
psSAR1g [W/Kg]	1.00	1.04
psSAR10g [W/Kg]	0.442	0.404
Power Drift [dB]	-0.05	-0.00
Power Scaling	Disabled	Disabled
Scaling Factor [dB]		
TSL Correction	No correction	No correction
M2/M1 [%]		48.3
Dist 3dB Peak [mm]		5.5



Test Laboratory: TOWE Lab

Measurement Report for CVR, BACK, WLAN 2.4GHz, IEEE 802.11b WiFi 2.4 GHz (DSSS, 1 Mbps), Channel 11 (2462.000 MHz)

Device Under Test Properties

Model	Dimensions [mm]
CVR	155.0 x 70.0 x 40.0

Exposure Conditions

Phantom Section, TSL	Position, Test Distance [mm]	Band	Group, UID	Frequency [MHz], Channel Number	TSL Conductivity [S/m]	TSL Permittivity
Flat, Head Simulating Liquid	BACK, 0.00	WLAN 2.4GHz	WLAN, 10012-CAB	2462.000, 11	1.83	41.1

Hardware Setup

Phantom	TSL	Probe, Calibration Date	DAE, Calibration Date
Twin-SAM V8.0 (30deg probe tilt) - 2168	HSL2450	EX3DV4 - SN7758, 2024-09-12	DAE4ip Sn1846, 2024-12-10

Scans Setup

	Area Scan	Zoom Scan
Grid Extents [mm]	120.0 x 192.0	30.0 x 30.0 x 30.0
Grid Steps [mm]	12.0 x 12.0	5.0 x 5.0 x 5.0
Sensor Surface [mm]	3.0	1.4
Graded Grid	N/A	Yes
Grading Ratio	N/A	1.5
MAIA	Y	N/A
Surface Detection	VMS + 6p	VMS + 6p
Scan Method	Measured	Measured

Measurement Results

	Area Scan	Zoom Scan
Date	2025-03-07, 04:32	2025-03-07, 04:37
psSAR1g [W/Kg]	0.445	0.523
psSAR10g [W/Kg]	0.176	0.176
Power Drift [dB]	-0.09	-0.05
Power Scaling	Disabled	Disabled
Scaling Factor [dB]		
TSL Correction	No correction	No correction
M2/M1 [%]		35.5
Dist 3dB Peak [mm]		5.9



Test Laboratory: TOWE Lab

Measurement Report for CVR, EDGE BOTTOM, WLAN 2.4GHz, IEEE 802.11n (40MHz, MCS0), Channel 3 (2422.000 MHz)

Device Under Test Properties

Model	Dimensions [mm]
CVR	70.0 x 155.0 x 40.0

Exposure Conditions

Phantom Section, TSL	Position, Test Distance [mm]	Band	Group, UID	Frequency [MHz], Channel Number	TSL Conductivity [S/m]	TSL Permittivity
Flat, Head Simulating Liquid	EDGE BOTTOM, 0.00	WLAN 2.4GHz	WLAN, 10599-AAD	2422.000, 3	1.78	41.2

Hardware Setup

Phantom	TSL	Probe, Calibration Date	DAE, Calibration Date
Twin-SAM V8.0 (30deg probe tilt) - 2168	HSL2450	EX3DV4 - SN7758, 2024-09-12	DAE4ip Sn1846, 2024-12-10

Scans Setup

	Area Scan	Zoom Scan
Grid Extents [mm]	72.0 x 192.0	30.0 x 30.0 x 30.0
Grid Steps [mm]	12.0 x 12.0	5.0 x 5.0 x 5.0
Sensor Surface [mm]	3.0	1.4
Graded Grid	N/A	Yes
Grading Ratio	N/A	1.5
MAIA	N/A	N/A
Surface Detection	VMS	VMS + 6p
Scan Method	Measured	Measured

Measurement Results

	Area Scan	Zoom Scan
Date	2025-03-06, 19:42	2025-03-06, 19:48
psSAR1g [W/Kg]	0.931	0.949
psSAR10g [W/Kg]	0.411	0.373
Power Drift [dB]	-0.04	-0.09
Power Scaling	Disabled	Disabled
Scaling Factor [dB]		
TSL Correction	No correction	No correction
M2/M1 [%]		38.5
Dist 3dB Peak [mm]		7.0



Test Laboratory: TOWE Lab

Measurement Report for CVR, EDGE BOTTOM, WLAN 5GHz, IEEE 802.11ac WiFi (80MHz, MCS0), Channel 58 (5290.000 MHz)

Device Under Test Properties

Model	Dimensions [mm]
CVR	70.0 x 155.0 x 40.0

Exposure Conditions

Phantom Section, TSL	Position, Test Distance [mm]	Band	Group, UID	Frequency [MHz], Channel Number	TSL Conductivity [S/m]	TSL Permittivity
Flat, Head Simulating Liquid	EDGE BOTTOM, 0.00	WLAN 5GHz	WLAN, 10544-AAD	5290.000, 58	4.82	37.1

Hardware Setup

Phantom	TSL	Probe, Calibration Date	DAE, Calibration Date
Twin-SAM V8.0 (30deg probe tilt) - 2168	HSL5GHz	EX3DV4 - SN7812, 2023-05-16	DAE4ip Sn1846, 2024-12-10

Scans Setup

	Area Scan	Zoom Scan
Grid Extents [mm]	80.0 x 200.0	24.0 x 24.0 x 22.0
Grid Steps [mm]	10.0 x 10.0	4.0 x 4.0 x 2.0
Sensor Surface [mm]	3.0	1.4
Graded Grid	N/A	Yes
Grading Ratio	N/A	1.4
MAIA	N/A	N/A
Surface Detection	VMS + 6p	All points
Scan Method	Measured	Measured

Measurement Results

	Area Scan	Zoom Scan
Date	2025-03-16, 09:41	2025-03-16, 09:50
psSAR1g [W/Kg]	0.942	1.04
psSAR10g [W/Kg]	0.229	0.245
Power Drift [dB]	-0.08	-0.06
Power Scaling	Disabled	Disabled
Scaling Factor [dB]		
TSL Correction	No correction	No correction
M2/M1 [%]		52.3
Dist 3dB Peak [mm]		5.7



Test Laboratory: TOWE Lab

Measurement Report for CVR, EDGE BOTTOM, WLAN 5GHz, IEEE 802.11a WiFi 5 GHz (OFDM, 6 Mbps), Channel 140 (5700.000 MHz)

Device Under Test Properties

Model	Dimensions [mm]
CVR	70.0 x 155.0 x 40.0

Exposure Conditions

Phantom Section, TSL	Position, Test Distance [mm]	Band	Group, UID	Frequency [MHz], Channel Number	TSL Conductivity [S/m]	TSL Permittivity
Flat, Head Simulating Liquid	EDGE BOTTOM, 0.00	WLAN 5GHz	WLAN, 10062-CAE	5700.000, 140	5.29	35.9

Hardware Setup

Phantom	TSL	Probe, Calibration Date	DAE, Calibration Date
Twin-SAM V8.0 (30deg probe tilt) - 2168	HSL5GHz	EX3DV4 - SN7812, 2023-05-16	DAE4ip Sn1846, 2024-12-10

Scans Setup

	Area Scan	Zoom Scan
Grid Extents [mm]	80.0 x 200.0	24.0 x 24.0 x 22.0
Grid Steps [mm]	10.0 x 10.0	4.0 x 4.0 x 2.0
Sensor Surface [mm]	3.0	1.4
Graded Grid	N/A	Yes
Grading Ratio	N/A	1.4
MAIA	Y	N/A
Surface Detection	VMS + 6p	VMS + 6p
Scan Method	Measured	Measured

Measurement Results

	Area Scan	Zoom Scan
Date	2025-03-17, 10:16	2025-03-17, 10:23
psSAR1g [W/Kg]	0.835	0.850
psSAR10g [W/Kg]	0.226	0.213
Power Drift [dB]	-0.08	-0.05
Power Scaling	Disabled	Disabled
Scaling Factor [dB]		
TSL Correction	No correction	No correction
M2/M1 [%]		47.4
Dist 3dB Peak [mm]		4.8



Test Laboratory: TOWE Lab

Measurement Report for CVR, EDGE BOTTOM, WLAN 5GHz, IEEE 802.11ac WiFi (80MHz, MCS0), Channel 155 (5775.000 MHz)

Device Under Test Properties

Model	Dimensions [mm]
CVR	70.0 x 155.0 x 40.0

Exposure Conditions

Phantom Section, TSL	Position, Test Distance [mm]	Band	Group, UID	Frequency [MHz], Channel Number	TSL Conductivity [S/m]	TSL Permittivity
Flat, Head Simulating Liquid	EDGE BOTTOM, 0.00	WLAN 5GHz	WLAN, 10544-AAD	5775.000, 155	5.36	35.6

Hardware Setup

Phantom	TSL	Probe, Calibration Date	DAE, Calibration Date
Twin-SAM V8.0 (30deg probe tilt) - 2168	HSL5GHz	EX3DV4 - SN7758, 2024-09-12	DAE4ip Sn1846, 2024-12-10

Scans Setup

	Area Scan	Zoom Scan
Grid Extents [mm]	80.0 x 200.0	24.0 x 24.0 x 22.0
Grid Steps [mm]	10.0 x 10.0	4.0 x 4.0 x 2.0
Sensor Surface [mm]	3.0	1.4
Graded Grid	N/A	Yes
Grading Ratio	N/A	1.4
MAIA	Y	N/A
Surface Detection	VMS + 6p	VMS + 6p
Scan Method	Measured	Measured

Measurement Results

	Area Scan	Zoom Scan
Date	2025-03-17, 18:10	2025-03-17, 18:17
psSAR1g [W/Kg]	0.660	0.846
psSAR10g [W/Kg]	0.189	0.212
Power Drift [dB]	0.01	0.08
Power Scaling	Disabled	Disabled
Scaling Factor [dB]		
TSL Correction	No correction	No correction
M2/M1 [%]		40.7
Dist 3dB Peak [mm]		5.4



Test Laboratory: TOWE Lab

Measurement Report for CVR, BACK, WLAN 5GHz, IEEE 802.11ac WiFi (80MHz, MCS0), Channel 58 (5290.000 MHz)

Device Under Test Properties

Model	Dimensions [mm]
CVR	155.0 x 70.0 x 40.0

Exposure Conditions

Phantom Section, TSL	Position, Test Distance [mm]	Band	Group, UID	Frequency [MHz], Channel Number	TSL Conductivity [S/m]	TSL Permittivity
Flat, Head Simulating Liquid	BACK, 0.00	WLAN 5GHz	WLAN, 10544-AAD	5290.000, 58	4.82	37.1

Hardware Setup

Phantom	TSL	Probe, Calibration Date	DAE, Calibration Date
Twin-SAM V8.0 (30deg probe tilt) - 2168	HSL5GHz	EX3DV4 - SN7812, 2023-05-16	DAE4ip Sn1846, 2024-12-10

Scans Setup

	Area Scan	Zoom Scan
Grid Extents [mm]	100.0 x 200.0	24.0 x 24.0 x 22.0
Grid Steps [mm]	10.0 x 10.0	4.0 x 4.0 x 2.0
Sensor Surface [mm]	3.0	1.4
Graded Grid	N/A	Yes
Grading Ratio	N/A	1.4
MAIA	Y	Y
Surface Detection	VMS	VMS + 6p
Scan Method	Measured	Measured

Measurement Results

	Area Scan	Zoom Scan
Date	2025-03-16, 11:01	2025-03-16, 11:11
psSAR1g [W/Kg]	0.234	0.251
psSAR10g [W/Kg]	0.060	0.062
Power Drift [dB]	0.01	0.02
Power Scaling	Disabled	Disabled
Scaling Factor [dB]		
TSL Correction	No correction	No correction
M2/M1 [%]		44.6
Dist 3dB Peak [mm]		5.7



Test Laboratory: TOWE Lab

Measurement Report for CVR, BACK, WLAN 5GHz, IEEE 802.11ac WiFi (80MHz, MCS0), Channel 122 (5610.000 MHz)

Device Under Test Properties

Model	Dimensions [mm]
CVR	155.0 x 70.0 x 40.0

Exposure Conditions

Phantom Section, TSL	Position, Test Distance [mm]	Band	Group, UID	Frequency [MHz], Channel Number	TSL Conductivity [S/m]	TSL Permittivity
Flat, Head Simulating Liquid	BACK, 0.00	WLAN 5GHz	WLAN, 10544-AAD	5610.000, 122	5.21	36.0

Hardware Setup

Phantom	TSL	Probe, Calibration Date	DAE, Calibration Date
Twin-SAM V8.0 (30deg probe tilt) - 2168	HSL5GHz	EX3DV4 - SN7812, 2023-05-16	DAE4ip Sn1846, 2024-12-10

Scans Setup

	Area Scan	Zoom Scan
Grid Extents [mm]	100.0 x 200.0	24.0 x 24.0 x 22.0
Grid Steps [mm]	10.0 x 10.0	4.0 x 4.0 x 1.4
Sensor Surface [mm]	3.0	1.4
Graded Grid	N/A	Yes
Grading Ratio	N/A	1.4
MAIA	Y	N/A
Surface Detection	VMS + 6p	VMS + 6p
Scan Method	Measured	Measured

Measurement Results

	Area Scan	Zoom Scan
Date	2025-03-16, 11:28	2025-03-16, 11:38
psSAR1g [W/Kg]	0.460	0.515
psSAR10g [W/Kg]	0.135	0.146
Power Drift [dB]	0.03	0.05
Power Scaling	Disabled	Disabled
Scaling Factor [dB]		
TSL Correction	No correction	No correction
M2/M1 [%]		63.9
Dist 3dB Peak [mm]		5.4



Test Laboratory: TOWE Lab

Measurement Report for CVR, BACK, WLAN 5GHz, IEEE 802.11ac WiFi (80MHz, MCS0), Channel 155 (5775.000 MHz)

Device Under Test Properties

Model	Dimensions [mm]
CVR	155.0 x 70.0 x 40.0

Exposure Conditions

Phantom Section, TSL	Position, Test Distance [mm]	Band	Group, UID	Frequency [MHz], Channel Number	TSL Conductivity [S/m]	TSL Permittivity
Flat, Head Simulating Liquid	BACK, 0.00	WLAN 5GHz	WLAN, 10544-AAD	5775.000, 155	5.36	35.6

Hardware Setup

Phantom	TSL	Probe, Calibration Date	DAE, Calibration Date
Twin-SAM V8.0 (30deg probe tilt) - 2168	HSL5GHz	EX3DV4 - SN7758, 2024-09-12	DAE4ip Sn1846, 2024-12-10

Scans Setup

	Area Scan	Zoom Scan
Grid Extents [mm]	100.0 x 200.0	24.0 x 24.0 x 22.0
Grid Steps [mm]	10.0 x 10.0	4.0 x 4.0 x 2.0
Sensor Surface [mm]	3.0	1.4
Graded Grid	N/A	Yes
Grading Ratio	N/A	1.4
MAIA	Y	N/A
Surface Detection	VMS + 6p	VMS + 6p
Scan Method	Measured	Measured

Measurement Results

	Area Scan	Zoom Scan
Date	2025-03-17, 20:23	2025-03-17, 20:29
psSAR1g [W/Kg]	0.580	0.587
psSAR10g [W/Kg]	0.192	0.201
Power Drift [dB]	-0.03	0.02
Power Scaling	Disabled	Disabled
Scaling Factor [dB]		
TSL Correction	No correction	No correction
M2/M1 [%]		45.7
Dist 3dB Peak [mm]		4.6



Test Laboratory: TOWE Lab

Measurement Report for CVR, EDGE BOTTOM, WLAN 5GHz, IEEE 802.11ac WiFi (80MHz, MCS0), Channel 58 (5290.000 MHz)

Device Under Test Properties

Model	Dimensions [mm]
CVR	70.0 x 155.0 x 40.0

Exposure Conditions

Phantom Section, TSL	Position, Test Distance [mm]	Band	Group, UID	Frequency [MHz], Channel Number	TSL Conductivity [S/m]	TSL Permittivity
Flat, Head Simulating Liquid	EDGE BOTTOM, 0.00	WLAN 5GHz	WLAN, 10544-AAD	5290.000, 58	4.82	37.1

Hardware Setup

Phantom	TSL	Probe, Calibration Date	DAE, Calibration Date
Twin-SAM V8.0 (30deg probe tilt) - 2168	HSL5GHz	EX3DV4 - SN7812, 2023-05-16	DAE4ip Sn1846, 2024-12-10

Scans Setup

	Area Scan	Zoom Scan
Grid Extents [mm]	80.0 x 200.0	24.0 x 24.0 x 22.0
Grid Steps [mm]	10.0 x 10.0	4.0 x 4.0 x 2.0
Sensor Surface [mm]	3.0	1.4
Graded Grid	N/A	Yes
Grading Ratio	N/A	1.4
MAIA	N/A	N/A
Surface Detection	VMS + 6p	All points
Scan Method	Measured	Measured

Measurement Results

	Area Scan	Zoom Scan
Date	2025-03-16, 10:40	2025-03-16, 10:50
psSAR1g [W/Kg]	0.878	1.11
psSAR10g [W/Kg]	0.255	0.263
Power Drift [dB]	-0.03	-0.00
Power Scaling	Disabled	Disabled
Scaling Factor [dB]		
TSL Correction	No correction	No correction
M2/M1 [%]		52.2
Dist 3dB Peak [mm]		5.4



Test Laboratory: TOWE Lab

Measurement Report for CVR, EDGE BOTTOM, WLAN 5GHz, IEEE 802.11ac WiFi (80MHz, MCS0), Channel 122 (5610.000 MHz)

Device Under Test Properties

Model	Dimensions [mm]
CVR	70.0 x 155.0 x 40.0

Exposure Conditions

Phantom Section, TSL	Position, Test Distance [mm]	Band	Group, UID	Frequency [MHz], Channel Number	TSL Conductivity [S/m]	TSL Permittivity
Flat, Head Simulating Liquid	EDGE BOTTOM, 0.00	WLAN 5GHz	WLAN, 10544-AAD	5610.000, 122	5.21	36.0

Hardware Setup

Phantom	TSL	Probe, Calibration Date	DAE, Calibration Date
Twin-SAM V8.0 (30deg probe tilt) - 2168	HSL5GHz	EX3DV4 - SN7758, 2024-09-12	DAE4ip Sn1846, 2024-12-10

Scans Setup

	Area Scan	Zoom Scan
Grid Extents [mm]	80.0 x 200.0	24.0 x 24.0 x 22.0
Grid Steps [mm]	10.0 x 10.0	4.0 x 4.0 x 2.0
Sensor Surface [mm]	3.0	1.4
Graded Grid	N/A	Yes
Grading Ratio	N/A	1.4
MAIA	Y	N/A
Surface Detection	VMS	VMS + 6p
Scan Method	Measured	Measured

Measurement Results

	Area Scan	Zoom Scan
Date	2025-03-16, 12:54	2025-03-16, 13:03
psSAR1g [W/Kg]	0.703	0.864
psSAR10g [W/Kg]	0.207	0.204
Power Drift [dB]	0.06	0.01
Power Scaling	Disabled	Disabled
Scaling Factor [dB]		
TSL Correction	No correction	No correction
M2/M1 [%]		42.1
Dist 3dB Peak [mm]		5.1



Test Laboratory: TOWE Lab

Measurement Report for CVR, EDGE BOTTOM, WLAN 5GHz, IEEE 802.11ac WiFi (80MHz, MCS0), Channel 155 (5775.000 MHz)

Device Under Test Properties

Model	Dimensions [mm]
CVR	70.0 x 155.0 x 40.0

Exposure Conditions

Phantom Section, TSL	Position, Test Distance [mm]	Band	Group, UID	Frequency [MHz], Channel Number	TSL Conductivity [S/m]	TSL Permittivity
Flat, Head Simulating Liquid	EDGE BOTTOM, 0.00	WLAN 5GHz	WLAN, 10544-AAD	5775.000, 155	5.36	35.6

Hardware Setup

Phantom	TSL	Probe, Calibration Date	DAE, Calibration Date
Twin-SAM V8.0 (30deg probe tilt) - 2168	HSL5GHz	EX3DV4 - SN7758, 2024-09-12	DAE4ip Sn1846, 2024-12-10

Scans Setup

	Area Scan	Zoom Scan
Grid Extents [mm]	80.0 x 200.0	24.0 x 24.0 x 22.0
Grid Steps [mm]	10.0 x 10.0	4.0 x 4.0 x 2.0
Sensor Surface [mm]	3.0	1.4
Graded Grid	N/A	Yes
Grading Ratio	N/A	1.4
MAIA	Y	N/A
Surface Detection	VMS + 6p	VMS + 6p
Scan Method	Measured	Measured

Measurement Results

	Area Scan	Zoom Scan
Date	2025-03-18, 00:14	2025-03-18, 00:21
psSAR1g [W/Kg]	0.642	1.03
psSAR10g [W/Kg]	0.196	0.238
Power Drift [dB]	-0.03	-0.09
Power Scaling	Disabled	Disabled
Scaling Factor [dB]		
TSL Correction	No correction	No correction
M2/M1 [%]		40.9
Dist 3dB Peak [mm]		5.1