TEST REPORT

Report No. .....:	**CTC2025018012**
FCC ID.....:	**2BNWDCVR-655-128C**
Applicant .....:	**Avantis Education Limited**
Address.....:	Unit 2 & 3 Jessop Court, Waterwells Business Park, Quedgeley, Gloucester, GL2 2AP UK
Manufacturer.....:	SHENZHEN SKYWORTH NEW WORLD TECHNOLOGY CO.,LTD.
Address.....:	508, Block A,SKYWORTH Building, Gaoxin AVE. 1.S Nanshan District, ShenZhen, China.
Product Name .....:	**VR Headset**
Trade Mark .....:	CLASSVR
Model/Type reference.....:	CVR-655-128C
Listed Model(s) .....:	CVR-655-128
Standard .....:	**FCC CFR Title 47 Part 15 Subpart E Section 15.407**
Test Report Form No .....:	CTC-TR-062_A1
Master TRF.....:	Dated 2024-09-20
Date of receipt of test sample.....:	Feb. 24, 2025
Date of testing.....:	Feb. 24, 2025 ~ Mar.21, 2025
Date of issue.....:	Mar. 26, 2025
Result.....:	**PASS**

Compiled by: (Printed name+signature)	Lucy Lan	Lucy Lan
Supervised by: (Printed name+signature)	Eric Zhang	Eric Zhang
Approved by: (Printed name+signature)	Totti Zhao	Totti Zhao

This test report may be duplicated completely for legal use with the approval of the applicant. It should not be reproduced except in full, without the written approval of our laboratory. The client should not use it to claim product endorsement by CTC. The test result in the report only apply to the tested sample. The test report shall be invalid without all the signatures of testing engineers, reviewer and approver.Any objections must be raised to CTC within 15 days since the date when the report is received. It will not be taken into consideration beyond this limit.

Table of Contents Page

1. TEST SUMMARY 3

1.1. TEST STANDARDS 3
1.2. REPORT VERSION 3
1.3. TEST DESCRIPTION 3
1.4. TEST FACILITY 4
1.5. MEASUREMENT UNCERTAINTY 5
1.6. ENVIRONMENTAL CONDITIONS 6

2. GENERAL INFORMATION 7

2.1. CLIENT INFORMATION 7
2.2. GENERAL DESCRIPTION OF EUT 7
2.3. ACCESSORY EQUIPMENT INFORMATION 8
2.4. OPERATION STATE 9
2.5. MEASUREMENT INSTRUMENTS LIST 12

3. TEST ITEM AND RESULTS 13

3.1. CONDUCTED EMISSION 13
3.2. RADIATED EMISSION 16
3.3. BAND EDGE EMISSIONS 89
3.4. BANDWIDTH 179
3.5. PEAK OUTPUT POWER 299
3.6. POWER SPECTRAL DENSITY 305
3.7. FREQUENCY STABILITY 367
3.8. ANTENNA REQUIREMENT 377
3.9. DYNAMIC FREQUENCY SELECTION 378

1. TEST SUMMARY

1.1. Test Standards

The tests were performed according to following standards:

FCC Rules Part 15.407: for 802.11a/n/ac/ax, the test procedure follows the FCC KDB 789033 D02 General UNII Test Procedures New Rules V02r01.
ANSI C63.10-2013: American National Standard of Procedures for Compliance Testing of Unlicensed Wireless Devices.

1.2. Report Version

Revised No.	Report No.	Date of issue	Description
01	CTC2025018012	Mar. 26, 2025	Original

1.3. Test Description

FCC Part 15 Subpart E (15.407)			
Test Item	**Standard Section**	**Result**	**Test Engineer**
Antenna Requirement	15.203	Pass	Marrow
Conducted Emission	15.207	Pass	Marrow
Band Edge Emissions	15.407(b)	Pass	Marrow
26dB Bandwidth & 99% Bandwidth	15.407(a)	Pass	Marrow
6dB Bandwidth (only for UNII-3)	15.407(e)	Pass	Marrow
Peak Output Power	15.407(a)	Pass	Marrow
Power Spectral Density	15.407(a)	Pass	Marrow
Transmitter Radiated Spurious Emission	15.407(b) &15.209	Pass	Marrow
Frequency Stability	15.407(g)	Pass	Marrow
Dynamic Frequency Selection (DFS)	15.407(h)	Pass	Marrow
Automatically Discontinue Transmission	15.407(c)	Pass	Note 3

Note:
1. The measurement uncertainty is not included in the test result.
2. N/A: means this test item is not applicable for this device according to the technology characteristic of device.
3. During no any information transmission, the EUT can automatically discontinue transmission and become standby mode for power saving. the EUT can detect the controlling signal of ACK message transmitting from remote device and verify whether it shall resend or discontinue transmission.

For anti-fake verification, please visit the official website of China Inspection And Testing Society : yz.cnca.cn

1.4. Test Facility

Address of the report laboratory

CTC Laboratories, Inc.

Add: Room 101 of Building B, Room 107, 108, 207, 208 of Building A, No. 7, Lanqing 1st Road, Luhu Community, Guanhu Subdistrict, Longhua District, Shenzhen, Guangdong, China

Laboratory accreditation

The test facility is recognized, certified, or accredited by the following organizations:

A2LA-Lab Cert. No.: 4340.01

CTC Laboratories, Inc. EMC Laboratory has been accredited by A2LA for technical competence in the field of electrical testing, and proved to be in compliance with ISO/IEC 17025:2017 General Requirements for the Competence of Testing and Calibration Laboratories and any additional program requirements in the identified field of testing.

Industry Canada (Registration No.: 9783A, CAB Identifier: CN0029)

CTC Laboratories, Inc. EMC Laboratory has been registered by Certification and Engineer Bureau of Industry Canada for the performance of with Registration NO.: 9783A on Jan, 2016.

FCC (Registration No.: 951311, Designation Number CN1208)

CTC Laboratories, Inc. EMC Laboratory has been registered and fully described in a report filed with the (FCC) Federal Communications Commission. The acceptance letter from the FCC is maintained in our files. Registration 951311, Aug 26, 2017.

For anti-fake verification, please visit the official website of China Inspection And Testing Society : yz.cnca.cn

1.5. Measurement Uncertainty

The data and results referenced in this document are true and accurate. The reader is cautioned that there may be errors within the calibration limits of the equipment and facilities. The measurement uncertainty was calculated for all measurements listed in this test report acc. to TR-100028-01 “Electromagnetic compatibility and Radio spectrum Matters (ERM);Uncertainties in the measurement of mobile radio equipment characteristics; Part 1” and TR-100028-02 “Electromagnetic compatibility and Radio spectrum Matters (ERM); Uncertainties in the measurement of mobile radio equipment characteristics; Part 2” and is documented in the CTC Laboratories, Inc. quality system acc. to DIN EN ISO/IEC 17025. Furthermore, component and process variability of devices similar to that tested may result in additional deviation. The manufacturer has the sole responsibility of continued compliance of the device.

Below is the best measurement capability for CTC Laboratories, Inc.

Test Items	Measurement Uncertainty	Notes
Emission Bandwidth	±0.0196%	(1)
Maximum Conduct Output Power	±0.766dB	(1)
Power Spectral Density	±1.22dB	(1)
Band Edge Measurements	±1.328dB	(1)
Unwanted Emissions Measurement	9kHz-1GHz: ±0.746dB 1GHz-26GHz: ±1.328dB	(1)
Frequency Stability	±2.76%	(1)
Conducted Emissions 9kHz~30MHz	±3.08 dB	(1)
Radiated Emissions 30~1000MHz	±4.51 dB	(1)
Radiated Emissions 1~18GHz	±5.84 dB	(1)
Radiated Emissions 18~40GHz	±6.12 dB	(1)

Note (1): This uncertainty represents an expanded uncertainty expressed at approximately the 95% confidence level using a coverage factor of k=2.

For anti-fake verification, please visit the official website of China Inspection And Testing Society : yz.cnca.cn

1.6. Environmental Conditions

Normal Condition	Temperature	15 °C to 35 °C
	Relative Humidity	20 % to 75 %
	Air Pressure	101 kPa
	Voltage	The normal test voltage for the equipment shall be the nominal voltage for which the equipment was designed.
Extreme Condition	Temperature	Measurements shall be made over the extremes of the operating temperature range as declared by the manufacturer.
	Voltage	Measurements shall be made over the extremes of the operating temperature range as declared by the manufacturer.

Normal Condition	T_N=Normal Temperature	25 °C
Extreme Condition	T_L=Lower Temperature	-10 °C
	T_H=Higher Temperature	35 °C

For anti-fake verification, please visit the official website of China Inspection And Testing Society : yz.cnca.cn

2. GENERAL INFORMATION

2.1. Client Information

Applicant:	Avantis Education Limited
Address:	Unit 2 & 3 Jessop Court, Waterwells Business Park, Quedgeley, Gloucester, GL2 2AP UK
Manufacturer:	SHENZHEN SKYWORTH NEW WORLD TECHNOLOGY CO.,LTD.
Address:	508, Block A,SKYWORTH Building, Gaoxin AVE. 1.S Nanshan District, ShenZhen, China.
Factory:	Shenzhen Skyworth Digital Technology Co.,LTD. Baoan Factory
Address:	2-5F,Integration Multi-Storied Building, Skyworth Science and Technology Industrial Park, Tangtou Industrial Zone, Shiyan Street, Baoan District, Shenzhen city, China.

2.2. General Description of EUT

Product Name:	VR Headset
Trade Mark:	CLASSVR
Model/Type reference:	CVR-655-128C
Listed Model(s):	CVR-655-128
Model Difference:	All models are same with electrical parameters, internal circuit structure, product appearance, PCB layout, Bom and Antenna. But only differ in model name.
Sample ID:	CTC250114-016-S002
Power Supply:	DC 5V/3A, 9V/2A from Adapter
Adapter Model	PDT-003 Input: 100-240V~ 50/60Hz 4.5A max USB-C1 Output:3.3V-21V⎓5A or 5V⎓3A or 9V⎓3A or 15V⎓3A or 20V⎓5A (100W Max) USB-C2/C3 Output: 5V⎓3A or 9V⎓3A or 12V⎓2.5A or 15V⎓2A or 20V⎓1.5A (30W Max) USB-C4/C5/C6/C7 Output: 5V⎓ 3A or 9V⎓2.22A or 12V ⎓ 1.67A (20W Max) USB-A Output: 5V⎓3A or 9V⎓2A or 10V⎓2.25A OR 12⎓1.5A (22.5W Max) USB-C1+USB-C2/C3 Output: 100W+30W USB-C1+USB-C4/C5/C6/C7 Output: 100W+20W (USB-C2+USB-C3) + (USB-C4+US-C5) Output:15W USB-C6+USB-C7+USB-A Output:15W USB-C1+USB-C2/C3+USB-C4/C5+USB-C6/C7/USB-A:100W+30W+20W+20W Total Output:170W (Max)
Hardware Version:	5800-2AVQ920
Software Version:	VQ920-AVN-V1.8.0

For anti-fake verification, please visit the official website of China Inspection And Testing Society : yz.cnca.cn

5G Wi-Fi					
Operation Band:	☒U-NII-1	☒U-NII-2A	☒U-NII-2C	☒U-NII-3	
Operation Frequency:	U-NII-1	5150MHz~5250MHz			
	U-NII-2A	5250MHz~5350MHz			
	U-NII-2C	5470MHz~5725MHz			
	U-NII-3	5725MHz~5850MHz			
Support Bandwidth:	802.11a	☒ 20MHz			
	802.11n	☒ 20MHz	☒ 40MHz		
	802.11ac	☒ 20MHz	☒ 40MHz	☒ 80MHz	☒ 160MHz
	802.11ax	☒ 20MHz	☒ 40MHz	☒ 80MHz	☒ 160MHz
Modulation:	802.11a: OFDM (BPSK, QPSK, 16QAM, 64QAM) 802.11n: OFDM (BPSK, QPSK, 16QAM, 64QAM) 802.11ac: OFDM (BPSK, QPSK, 16QAM, 64QAM, 256QAM) 802.11ax: OFDMA (BPSK, QPSK, 16QAM, 64QAM, 256QAM, 1024QAM)				
Antenna Type:	FPC Antenna				
Antenna Gain:	Ant1: 5.67dBi; Ant2: 5.79dBi				

2.3. Accessory Equipment Information

Equipment Information			
Name	Model	S/N	Manufacturer
Notebook	ThinkPad T460s	/	Lenovo
Cable Information			
Name	Shielded Type	Ferrite Core	Length
LAN Cable	Unshielded	NO	150cm
Test Software Information			
Name	Version	/	/
QRCT4	/	/	/

For anti-fake verification, please visit the official website of China Inspection And Testing Society : yz.cnca.cn

2.4. Operation State

Operation Frequency List: The EUT has been tested under typical operating condition. The Applicant provides communication tools software to control the EUT for staying in continuous transmitting.

Operation Frequency List:

<table>
<tr><th rowspan="2">Operating Band</th><th colspan="2">20MHz Bandwidth</th><th colspan="2">40MHz Bandwidth</th><th colspan="2">80MHz Bandwidth</th><th colspan="2">160MHz Bandwidth</th></tr>
<tr><th>Channel</th><th>Frequency (MHz)</th><th>Channel</th><th>Frequency (MHz)</th><th>Channel</th><th>Frequency (MHz)</th><th>Channel</th><th>Frequency (MHz)</th></tr>
<tr><td rowspan="4">U-NII-1</td><td>36</td><td>5180</td><td rowspan="2">38</td><td rowspan="2">5190</td><td rowspan="4">42</td><td rowspan="4">5210</td><td rowspan="8">50</td><td rowspan="8">5250</td></tr>
<tr><td>40</td><td>5200</td></tr>
<tr><td>44</td><td>5220</td><td rowspan="2">46</td><td rowspan="2">5230</td></tr>
<tr><td>48</td><td>5240</td></tr>
<tr><td rowspan="4">U-NII-2A</td><td>52</td><td>5260</td><td rowspan="2">54</td><td rowspan="2">5270</td><td rowspan="4">58</td><td rowspan="4">5290</td></tr>
<tr><td>56</td><td>5280</td></tr>
<tr><td>60</td><td>5300</td><td rowspan="2">62</td><td rowspan="2">5310</td></tr>
<tr><td>64</td><td>5320</td></tr>
<tr><td rowspan="12">U-NII-2C</td><td>100</td><td>5500</td><td rowspan="2">102</td><td rowspan="2">5510</td><td rowspan="6">106</td><td rowspan="6">5530</td><td rowspan="12">114</td><td rowspan="12">5570</td></tr>
<tr><td>104</td><td>5520</td></tr>
<tr><td>108</td><td>5540</td><td rowspan="2">110</td><td rowspan="2">5550</td></tr>
<tr><td>112</td><td>5560</td></tr>
<tr><td>116</td><td>5580</td><td rowspan="2">118</td><td rowspan="2">5590</td></tr>
<tr><td>120</td><td>5600</td><td rowspan="6">122</td><td rowspan="6">5610</td></tr>
<tr><td>124</td><td>5620</td><td rowspan="2">126</td><td rowspan="2">5630</td></tr>
<tr><td>128</td><td>5640</td></tr>
<tr><td>132</td><td>5660</td><td rowspan="3">134</td><td rowspan="3">5670</td></tr>
<tr><td>136</td><td>5680</td></tr>
<tr><td>140</td><td>5700</td></tr>
<tr><td rowspan="5">U-NII-3</td><td>149</td><td>5745</td><td rowspan="2">151</td><td rowspan="2">5755</td><td rowspan="5">155</td><td rowspan="5">5775</td><td colspan="2" rowspan="5">/</td></tr>
<tr><td>153</td><td>5765</td></tr>
<tr><td>157</td><td>5785</td><td rowspan="3">159</td><td rowspan="3">5795</td></tr>
<tr><td>161</td><td>5805</td></tr>
<tr><td>165</td><td>5825</td></tr>
</table>

For anti-fake verification, please visit the official website of China Inspection And Testing Society : yz.cnca.cn

Test channel is below:

Operating Band	Test Channel	20MHz Bandwidth		40MHz Bandwidth		80MHz Bandwidth		160MHz Bandwidth	
		Channel	Frequency (MHz)	Channel	Frequency (MHz)	Channel	Frequency (MHz)	Channel	Frequency (MHz)
U-NII-1	CH_L	36	5180	38	5190	/	/	50	5250
	CH_M	40	5200	/	/	42	5210		
	CH_H	48	5240	46	5230	/	/		
U-NII-2A	CH_L	52	5260	54	5270	/	/		
	CH_M	56	5280	/	/	58	5290		
	CH_H	64	5320	62	5310	/	/		
U-NII-2C	CH_L	100	5500	102	5510	106	5530	/	/
	CH_M	116	5580	110	5550	/	/	114	5570
	CH_H	140	5700	134	5670	122	5610	/	/
U-NII-3	CH_L	149	5745	151	5755	/	/	/	/
	CH_M	157	5785	/	/	155	5775	/	/
	CH_H	165	5825	159	5795	/	/	/	/

Antenna Specification:

Ant.	Brand	Model Name	Antenna Type	Connector	Gain(dBi)
1	NA	NA	FPC Antenna	IPEX	5.67
2	NA	NA	FPC Antenna	IPEX	5.79

This EUT supports MIMO 2X2 with the unequal antenna gain, and any transmit signals are correlated with each other.

According to KDB 662911 D01, Directional Gain = 10 log[$(10^{G1/20} + 10^{G2/20} + \ldots + 10^{GN/20})^2$ /N] dBi, that is Directional Gain = 10log[((10^(5.67/20)+10^(5.79/20))^2)/2]=8.74dBi. So, output power limit of UNII-1, UNII-2A and UNIII-2C is 23.98-8.74+6=21.24dBm. output power limit of UNII-3 is 30-8.74+6=27.26dBm. The power spectral density limit of UNII-1, UNII-2A and UNIII-2C is 11-8.74+6=8.26dBm/MHz, and power spectral density limit of UNII-3 is 30-8.26+6=27.26dBm/500kHz.

Data Rated:

Preliminary tests were performed in different data rate, and found which the below bit rate is worst case mode, so only show data which it is a worst case mode.

Test Mode	Data Rate (worst mode)
802.11a	6Mbps
802.11n(HT20)/ 802.11n(HT40)	HT-MCS0
802.11ac(VHT20)/ 802.11ac(VHT40)/ 802.11ac(VHT80)/ 802.11ac(VHT160)	VHT-MCS0
802.11ax(HE20)/ 802.11ax(HE40)/ 802.11ax(HE80)/ 802.11ax(HE160)	HE-MCS0

For anti-fake verification, please visit the official website of China Inspection And Testing Society : yz.cnca.cn

Test Mode:

For RF test items:
1.The engineering test program was provided and enabled to make EUT continuous transmit.
2. IEEE 802.11ax mode only supports full RU, so only the full RU is evaluated and measured inside report
3. The measurements for Output Power are tested, the worst case is IEEE 802.11a mode, IEEE 802.11n(HT20) mode, IEEE 802.11n(HT40) mode, IEEE 802.11ac(VHT80) mode, IEEE 802.11ac(VHT160) mode, IEEE 802.11ax(HE20) mode, IEEE 802.11ax(HE40) mode, IEEE 802.11ax(HE80) mode, IEEE 802.11ax(HE160) mode, only the worst cases are documented for other test items.
For AC power line conducted emissions:
The EUT was set to connect with the WLAN AP under large package sizes transmission.
For Radiated spurious emissions test item:
The engineering test program was provided and enabled to make EUT continuous transmit. The EUT in each of three orthogonal axis emissions had been tested, but only the worst case (X axis) data recorded in the report.
For DFS test items:
The EUT has been tested under test mode condition. The Applicant provides software to control the EUT for staying in DFS mode for testing.

For anti-fake verification, please visit the official website of China Inspection And Testing Society : yz.cnca.cn

2.5. Measurement Instruments List

Radiated emission					
Item	Test Equipment	Manufacturer	Model No.	Serial No.	Calibrated Until
1	Trilog-Broadband Antenna	Schwarzbeck	VULB 9163	01026	Dec. 24, 2025
2	Horn Antenna	Schwarzbeck	BBHA 9120D	9120D-647	Sep. 25, 2025
3	Test Receiver	Keysight	N9038A	MY56400071	Dec. 12, 2025
4	Broadband Amplifier	Schwarzbeck	BBV9743B	259	Dec. 12, 2025
5	Mirowave Broadband Amplifier	Schwarzbeck	BBV9718C	111	Dec. 12, 2025
6	3m chamber 3	YIHENG	EE106	/	Aug. 28, 2026
7	Test Software	FARA	EZ-EMC	FA-03A2	/

Conducted emission					
Item	Test Equipment	Manufacturer	Model No.	Serial No.	Calibrated until
1	LISN	R&S	ENV216	101112	Dec. 12, 2025
2	LISN	R&S	ENV216	101113	Dec. 12, 2025
3	EMI Test Receiver	R&S	ESCI	100524	Dec. 12, 2025
4	ISN CAT6	Schwarzbeck	NTFM 8158	CAT6-8158-0046	Dec. 12, 2025
5	ISN CAT5	Schwarzbeck	NTFM 8158	CAT5-8158-0046	Dec. 12, 2025
6	Test Software	R&S	EMC32	6.10.10	/

RF Test System - SRD					
Item	Test Equipment	Manufacturer	Model No.	Serial No.	Calibrated Until
1	Spectrum Analyzer	R&S	FSV40-N	101654	Aug. 06, 2025
2	High and low temperature test chamber	ESPEC	MT3035	/	Mar. 21, 2025
3	RF Control Unit	Tonscend	JS0806-2	/	Aug. 21, 2025
4	Test Software	Tonscend	JS1120-3	V3.3.38	/

Note: 1. The Cal. Interval was one year.

2. The Cal. Interval was three years of the antenna.

3. The cable loss has been calculated in test result which connection between each test instruments.

For anti-fake verification, please visit the official website of China Inspection And Testing Society : yz.cnca.cn

3. TEST ITEM AND RESULTS

3.1. Conducted Emission

Limit

FCC CFR Title 47 Part 15 Subpart C Section 15.207

Frequency (MHz)	Conducted Limit (dBμV)	
	Quasi-peak	Average
0.15 - 0.5	66 to 56 *	56 to 46 *
0.5 - 5	56	46
5 - 30	60	50

* Decreases with the logarithm of the frequency.

Test Configuration

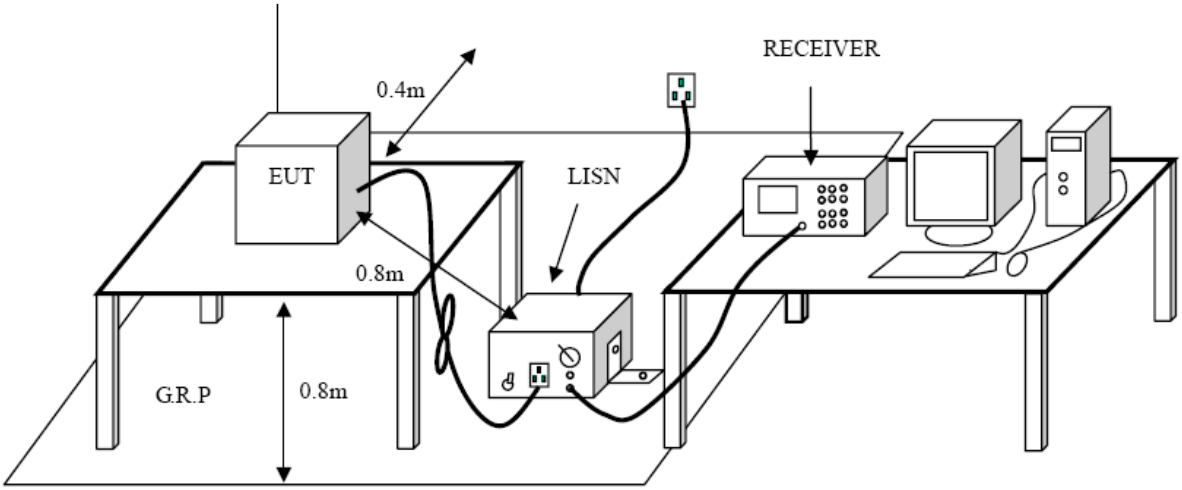

Test Procedure

1. The EUT was setup according to ANSI C63.10:2013 requirements.
2. The EUT was placed on a platform of nominal size, 1 m by 1.5 m, raised 80 cm above the conducting ground plane. The vertical conducting plane was located 40 cm to the rear of the EUT. All other surfaces of EUT were at least 80 cm from any other grounded conducting surface.
3. The EUT and simulators are connected to the main power through a line impedance stabilization network (LISN). The LISN provides a 50 ohm / 50 μH coupling impedance for the measuring equipment.
4. The peripheral devices are also connected to the main power through a LISN. (Please refer to the block diagram of the test setup and photographs)
5. Each current-carrying conductor of the EUT power cord, except the ground (safety) conductor, was individually connected through a LISN to the input power source.
6. The excess length of the power cord between the EUT and the LISN receptacle were folded back and forth at the center of the lead to form a bundle not exceeding 40 cm in length.
7. Conducted emissions were investigated over the frequency range from 0.15MHz to 30MHz using a receiver bandwidth of 9 kHz.
8. During the above scans, the emissions were maximized by cable manipulation.

Test Mode

Please refer to the clause 2.4.

For anti-fake verification, please visit the official website of China Inspection And Testing Society : yz.cnca.cn

Test Result

Test Voltage:	AC 120V/60Hz
Terminal:	Line
Remark:	Only worse case is reported

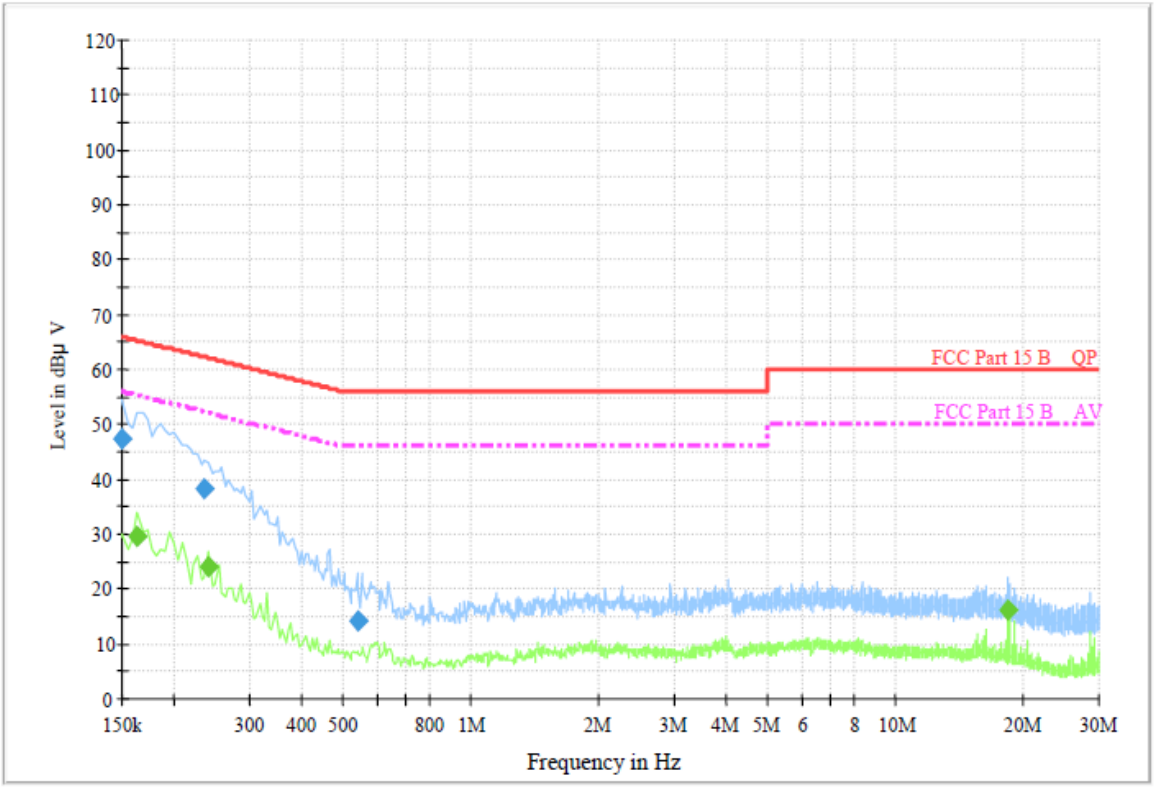

Final Measurement Detector 1

Frequency (MHz)	QuasiPeak (dBµ V)	Meas. Time (ms)	Bandwidth (kHz)	Filter	Line	Corr. (dB)	Margin (dB)	Limit (dBµ V)	Comment
0.150000	47.2	1000.00	9.000	On	L1	9.4	18.8	66.0	
0.235500	38.5	1000.00	9.000	On	L1	9.5	23.8	62.3	
0.537000	14.1	1000.00	9.000	On	L1	9.5	41.9	56.0	

Final Measurement Detector 2

Frequency (MHz)	Average (dBµ V)	Meas. Time (ms)	Bandwidth (kHz)	Filter	Line	Corr. (dB)	Margin (dB)	Limit (dBµ V)	Comment
0.163500	29.8	1000.00	9.000	On	L1	9.5	25.5	55.3	
0.240000	24.1	1000.00	9.000	On	L1	9.5	28.0	52.1	
18.244500	16.3	1000.00	9.000	On	L1	9.8	33.7	50.0	

Emission Level = Read Level + Correct Factor

For anti-fake verification, please visit the official website of China Inspection And Testing Society : yz.cnca.cn

Test Voltage:	AC 120V/60Hz
Terminal:	Neutral
Remark:	Only worse case is reported

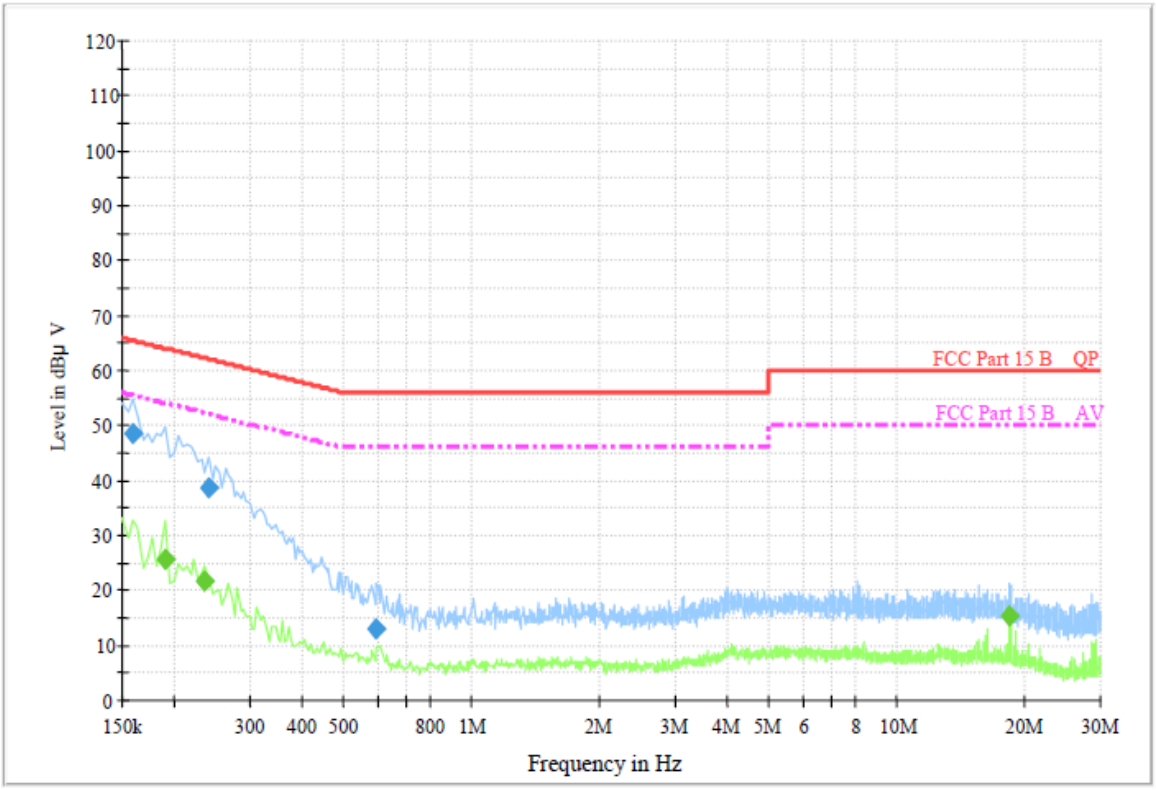

Final Measurement Detector 1

Frequency (MHz)	QuasiPeak (dBµ V)	Meas. Time (ms)	Bandwidth (kHz)	Filter	Line	Corr. (dB)	Margin (dB)	Limit (dBµ V)	Comment
0.159000	48.4	1000.00	9.000	On	N	9.4	17.1	65.5	
0.240000	38.5	1000.00	9.000	On	N	9.4	23.6	62.1	
0.595500	12.9	1000.00	9.000	On	N	9.4	43.1	56.0	

Final Measurement Detector 2

Frequency (MHz)	Average (dBµ V)	Meas. Time (ms)	Bandwidth (kHz)	Filter	Line	Corr. (dB)	Margin (dB)	Limit (dBµ V)	Comment
0.190500	25.7	1000.00	9.000	On	N	9.3	28.3	54.0	
0.235500	21.9	1000.00	9.000	On	N	9.4	30.4	52.3	
18.366000	15.3	1000.00	9.000	On	N	9.6	34.7	50.0	

Emission Level = Read Level + Correct Factor

For anti-fake verification, please visit the official website of China Inspection And Testing Society : yz.cnca.cn

3.2. Radiated Emission

Limit

FCC CFR Title 47 Part 15 Subpart C Section 15.209

Frequency (MHz)	Field Strength (microvolts/meter)	Measurement Distance (meters)
0.009~0.490	2400/F (kHz)	300
0.490~1.705	24000/F (kHz)	30
1.705~30.0	30	30
30~88	100	3
88~216	150	3
216~960	200	3
960~1000	500	3

Frequency Range (MHz)	dBμV/m (at 3 meters)	
	Peak	Average
Above 1000	74	54

Note:
(1) The tighter limit applies at the band edges.
(2) Emission Level (dBμV/m)=20log Emission Level (μV/m).

Limits of unwanted emission out of the restricted bands
FCC CFR Title 47 Part 15 Subpart E Section 15. 407(b)

Frequency (MHz)	EIRP Limits (dBm)	Equivalent Field Strength at 3m (dBμV/m)
5150~5250	-27	68.2
5250~5350	-27	68.2
5470~5725	-27	68.2
5725~5825	-27 (Note 2)	68.2
	10 (Note 2)	105.2
	15.6 (Note 2)	110.8
	27 (Note 2)	122.2

Note:
1. The following formula is used to convert the equipment isotropic radiated power (eirp) to field strength: $E=\frac{1000000\sqrt{30P}}{3}$ μV/m, where P is the eirp (Watts).
2. According to FCC 16-24, all emissions shall be limited to a level of -27 dBm/MHz at 75 MHz or more above or below the band edge increasing linearly to 10 dBm/MHz at 25 MHz above or below the band edge, and from 25MHz above or below the band edge increasing linearly to a level of 15.6 dBm/MHz at 5 MHz above or below the band edge, and from 5 MHz above or below the band edge increasing linearly to a level of 27dBm/MHz at the band edge.

For anti-fake verification, please visit the official website of China Inspection And Testing Society : yz.cnca.cn

Test Configuration

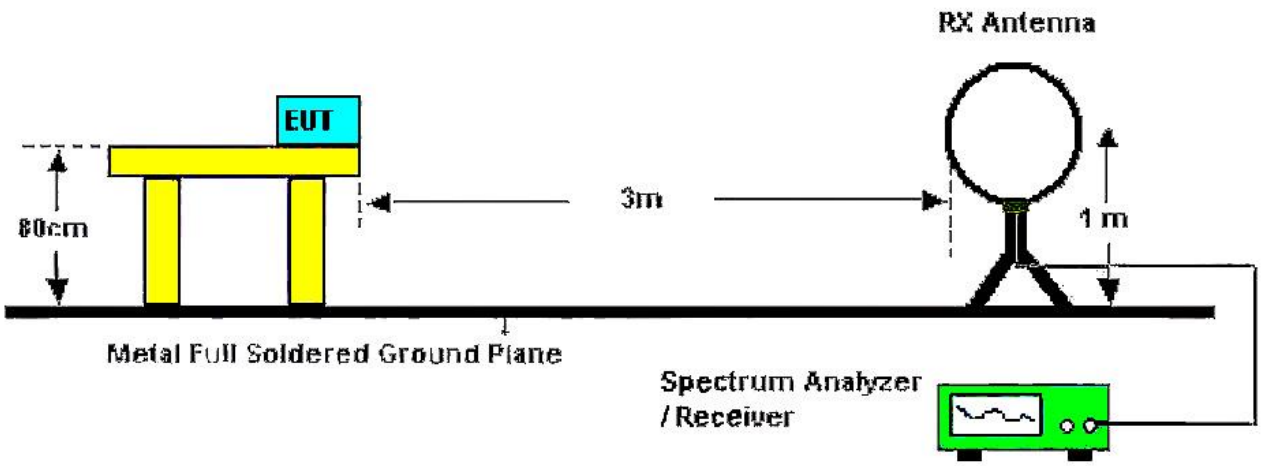

Below 30MHz Test Setup

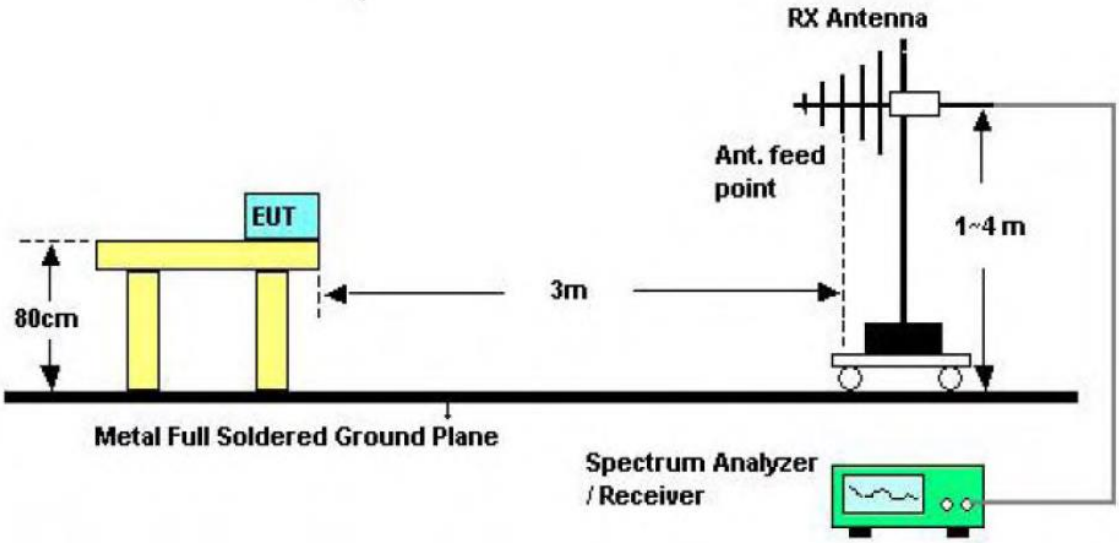

30-1000MHz Test Setup

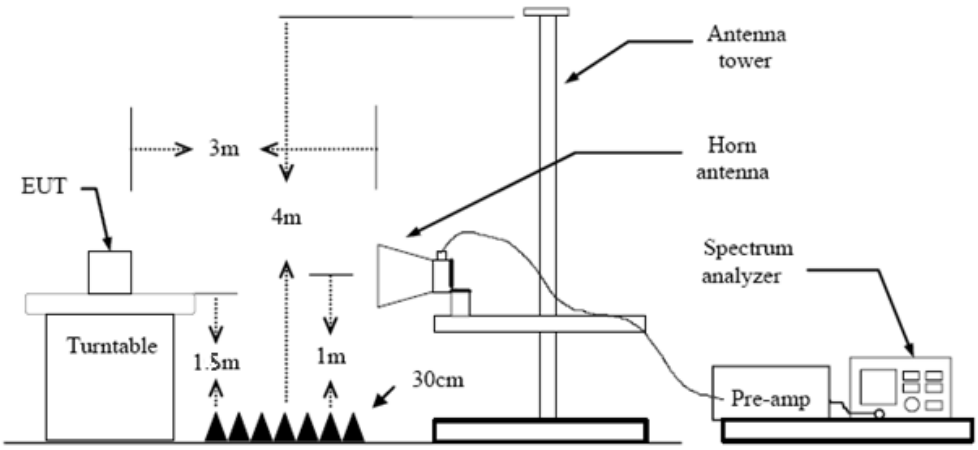

Above 1GHz Test Setup

For anti-fake verification, please visit the official website of China Inspection And Testing Society : yz.cnca.cn

Test Procedure

1. The EUT was setup and tested according to ANSI C63.10:2013.
2. The EUT is placed on a turn table which is 0.8 meter above ground for below 1 GHz, and 1.5 m for above 1 GHz. The turn table is rotated 360 degrees to determine the position of the maximum emission level.
3. The EUT was set 3 meters from the receiving antenna, which was mounted on the top of a variable height antenna tower.
4. For each suspected emission, the EUT was arranged to its worst case and then tune the Antenna tower (from 1 m to 4 m) and turntable (from 0 degree to 360 degrees) to find the maximum reading. A pre-amp and a high pass filter are used for the test in order to get better signal level to comply with the guidelines.
5. Set to the maximum power setting and enable the EUT transmit continuously.
6. Use the following spectrum analyzer settings

(1) Span shall wide enough to fully capture the emission being measured;
(2) 9k – 150kHz:
RBW=300 Hz, VBW=1 kHz, Sweep=auto, Detector function=peak, Trace=max hold
(3) 0.15M – 30MHz:
RBW=10 kHz, VBW=30 kHz, Sweep=auto, Detector function=peak, Trace=max hold
(4) 30M - 1 GHz:
RBW=120 kHz, VBW=300 kHz, Sweep=auto, Detector function=peak, Trace=max hold
If the emission level of the EUT measured by the peak detector is 3 dB lower than the applicable limit, the peak emission level will be reported. Otherwise, the emission measurement will be repeated using the quasi-peak detector and reported.
(5) From 1 GHz to 10th harmonic:
RBW=1MHz, VBW=3MHz Peak detector for Peak value.
RBW=1MHz, VBW see note 1 with Peak Detector for Average Value.
Note 1: For measurements above 1 GHz the resolution bandwidth is set to 1 MHz, then the video bandwidth is set to 3 MHz for peak measurements and 1 MHz resolution bandwidth with 1/T video bandwidth with peak detector for average measurements. For the Duty Cycle please refer to clause Duty Cycle.

Test Mode

Please refer to the clause 2.4.

Test Result

9 kHz~30 MHz

From 9 kHz to 30 MHz: The conclusion is PASS.

Note: 1. The amplitude of spurious emissions which are attenuated by more than 20dB below the permissible value has no need to be reported.
2. Pre-scan all antenna, only show the test data for worse case antenna on the test report.

For anti-fake verification, please visit the official website of China Inspection And Testing Society : yz.cnca.cn

30MHz-1GHz

Ant. No.	Ant 1
Ant. Pol.	Horizontal
Test Mode:	TX 802.11a Mode 5180MHz (U-NII-1)
Remark:	Only worse case is reported.

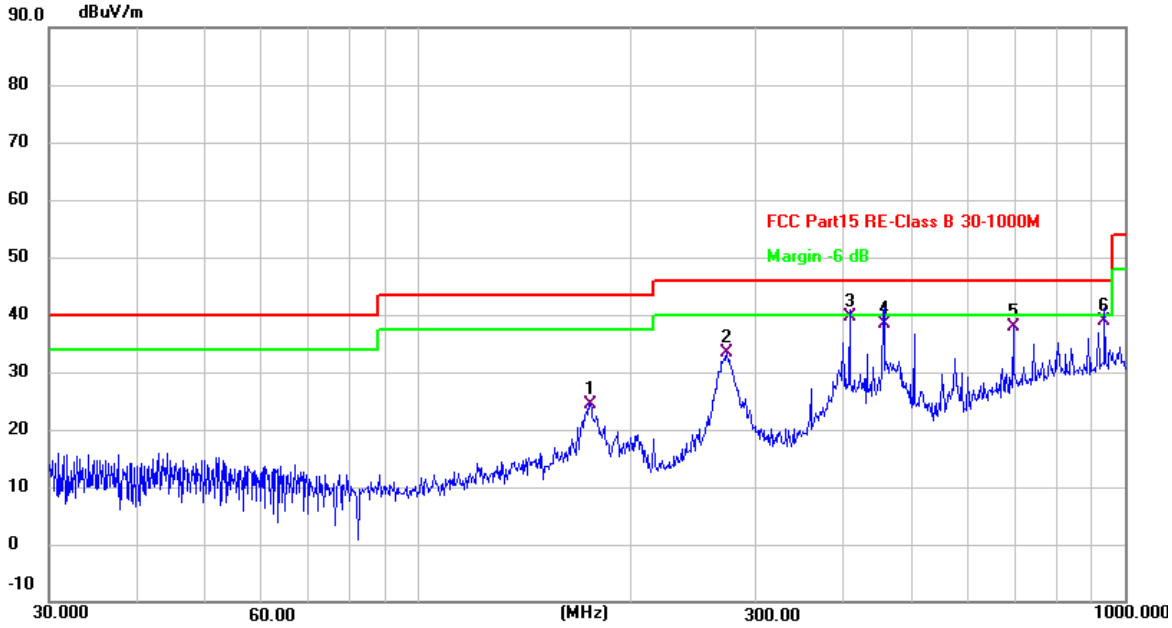

No.	Frequency (MHz)	Reading (dBuV)	Factor (dB/m)	Level (dBuV/m)	Limit (dBuV/m)	Margin (dB)	Detector
1	175.0367	41.95	-17.47	24.48	43.50	-19.02	QP
2	273.2340	49.86	-16.57	33.29	46.00	-12.71	QP
3 *	407.5144	52.03	-12.39	39.64	46.00	-6.36	QP
4	455.9058	49.39	-10.95	38.44	46.00	-7.56	QP
5	694.4174	43.67	-5.76	37.91	46.00	-8.09	QP
6	935.5463	40.61	-1.66	38.95	46.00	-7.05	QP

Remarks:
1.Factor (dB/m) = Antenna Factor (dB/m)+Cable Factor (dB)-Pre-amplifier Factor
2.Margin value = Level -Limit value

For anti-fake verification, please visit the official website of China Inspection And Testing Society : yz.cnca.cn

Ant. No.	Ant 1
Ant. Pol.	Vertical
Test Mode:	TX 802.11a Mode 5180MHz (U-NII-1)
Remark:	Only worse case is reported.

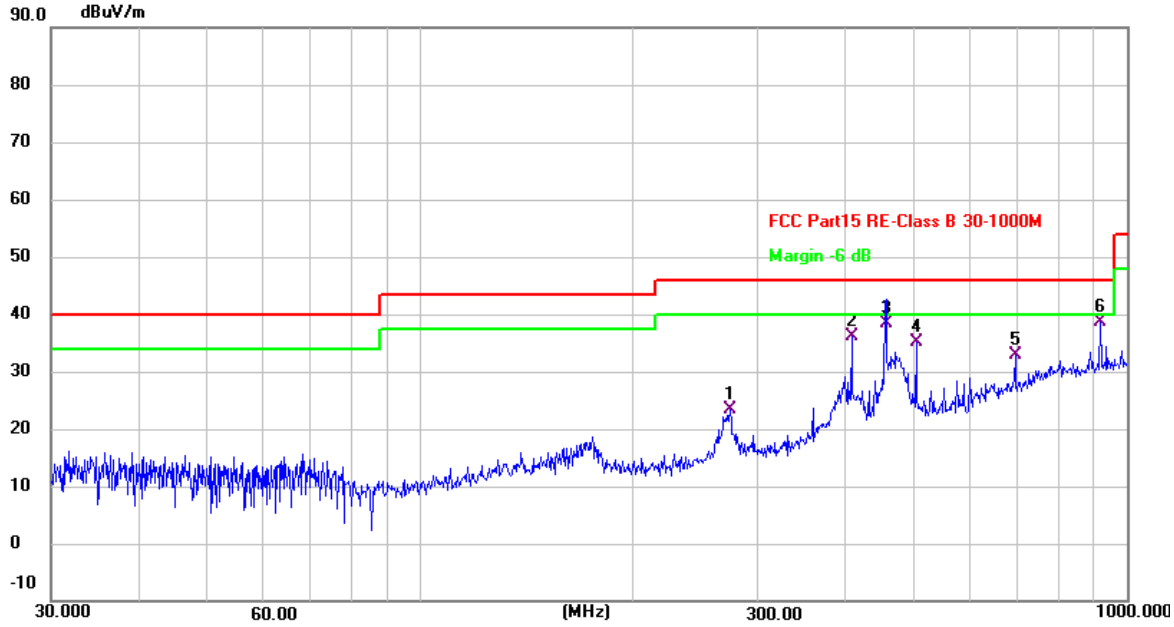

No.	Frequency (MHz)	Reading (dBuV)	Factor (dB/m)	Level (dBuV/m)	Limit (dBuV/m)	Margin (dB)	Detector
1	274.1939	39.79	-16.53	23.26	46.00	-22.74	QP
2	407.5145	48.59	-12.39	36.20	46.00	-9.80	QP
3	455.9058	49.42	-10.95	38.47	46.00	-7.53	QP
4	502.9395	45.13	-10.01	35.12	46.00	-10.88	QP
5	694.4174	38.64	-5.76	32.88	46.00	-13.12	QP
6 *	916.0687	40.70	-2.04	38.66	46.00	-7.34	QP

Remarks:
1.Factor (dB/m) = Antenna Factor (dB/m)+Cable Factor (dB)-Pre-amplifier Factor
2.Margin value = Level -Limit value

For anti-fake verification, please visit the official website of China Inspection And Testing Society : yz.cnca.cn

Above 1GHz

Ant. No.	Ant 1
Ant. Pol.	Horizontal
Test Mode:	TX 802.11a Mode 5180MHz (U-NII-1)
Remark:	No report for the emission which more than 20 dB below the prescribed limit.

No.	Frequency (MHz)	Reading (dBuV)	Factor (dB/m)	Level (dBuV/m)	Limit (dBuV/m)	Margin (dB)	Detector
1 *	10359.617	23.90	13.75	37.65	54.00	-16.35	AVG
2	10359.719	36.45	13.75	50.20	74.00	-23.80	peak

Remarks:
1.Factor (dB/m) = Antenna Factor (dB/m)+Cable Factor (dB)-Pre-amplifier Factor
2.Margin value = Level -Limit value

Ant. No.	Ant 1
Ant. Pol.	Vertical
Test Mode:	TX 802.11a Mode 5180MHz (U-NII-1)
Remark:	No report for the emission which more than 20 dB below the prescribed limit.

No.	Frequency (MHz)	Reading (dBuV)	Factor (dB/m)	Level (dBuV/m)	Limit (dBuV/m)	Margin (dB)	Detector
1	10359.741	39.03	13.75	52.78	74.00	-21.22	peak
2 *	10360.485	24.00	13.74	37.74	54.00	-16.26	AVG

Remarks:
1.Factor (dB/m) = Antenna Factor (dB/m)+Cable Factor (dB)-Pre-amplifier Factor
2.Margin value = Level -Limit value

For anti-fake verification, please visit the official website of China Inspection And Testing Society : yz.cnca.cn

Ant. No.	Ant 1
Ant. Pol.	Horizontal
Test Mode:	TX 802.11a Mode 5200MHz (U-NII-1)
Remark:	No report for the emission which more than 20 dB below the prescribed limit.

No.	Frequency (MHz)	Reading (dBuV)	Factor (dB/m)	Level (dBuV/m)	Limit (dBuV/m)	Margin (dB)	Detector
1 *	10399.387	24.24	13.79	38.03	54.00	-15.97	AVG
2	10400.203	36.49	13.79	50.28	74.00	-23.72	peak

Remarks:
1.Factor (dB/m) = Antenna Factor (dB/m)+Cable Factor (dB)-Pre-amplifier Factor
2.Margin value = Level -Limit value

Ant. No.	Ant 1
Ant. Pol.	Vertical
Test Mode:	TX 802.11a Mode 5200MHz (U-NII-1)
Remark:	No report for the emission which more than 20 dB below the prescribed limit.

No.	Frequency (MHz)	Reading (dBuV)	Factor (dB/m)	Level (dBuV/m)	Limit (dBuV/m)	Margin (dB)	Detector
1	10399.039	39.95	13.79	53.74	74.00	-20.26	peak
2 *	10400.655	24.12	13.79	37.91	54.00	-16.09	AVG

Remarks:
1.Factor (dB/m) = Antenna Factor (dB/m)+Cable Factor (dB)-Pre-amplifier Factor
2.Margin value = Level -Limit value

For anti-fake verification, please visit the official website of China Inspection And Testing Society : yz.cnca.cn

Ant. No.	Ant 1
Ant. Pol.	Horizontal
Test Mode:	TX 802.11a Mode 5240MHz (U-NII-1)
Remark:	No report for the emission which more than 20 dB below the prescribed limit.

No.	Frequency (MHz)	Reading (dBuV)	Factor (dB/m)	Level (dBuV/m)	Limit (dBuV/m)	Margin (dB)	Detector
1 *	10479.813	24.42	13.87	38.29	54.00	-15.71	AVG
2	10480.677	36.69	13.87	50.56	74.00	-23.44	peak

Remarks:
1.Factor (dB/m) = Antenna Factor (dB/m)+Cable Factor (dB)-Pre-amplifier Factor
2.Margin value = Level -Limit value

Ant. No.	Ant 1
Ant. Pol.	Vertical
Test Mode:	TX 802.11a Mode 5240MHz (U-NII-1)
Remark:	No report for the emission which more than 20 dB below the prescribed limit.

No.	Frequency (MHz)	Reading (dBuV)	Factor (dB/m)	Level (dBuV/m)	Limit (dBuV/m)	Margin (dB)	Detector
1 *	10479.463	24.15	13.87	38.02	54.00	-15.98	AVG
2	10479.871	38.36	13.87	52.23	74.00	-21.77	peak

Remarks:
1.Factor (dB/m) = Antenna Factor (dB/m)+Cable Factor (dB)-Pre-amplifier Factor
2.Margin value = Level -Limit value

For anti-fake verification, please visit the official website of China Inspection And Testing Society : yz.cnca.cn

Ant. No.	Ant 1 + Ant 2
Ant. Pol.	Horizontal
Test Mode:	TX 802.11n(HT20) Mode 5180MHz (U-NII-1)
Remark:	No report for the emission which more than 20 dB below the prescribed limit.

No.	Frequency (MHz)	Reading (dBuV)	Factor (dB/m)	Level (dBuV/m)	Limit (dBuV/m)	Margin (dB)	Detector
1 *	10359.868	23.90	13.75	37.65	54.00	-16.35	AVG
2	10360.883	37.05	13.74	50.79	74.00	-23.21	peak

Remarks:
1.Factor (dB/m) = Antenna Factor (dB/m)+Cable Factor (dB)-Pre-amplifier Factor
2.Margin value = Level -Limit value

Ant. No.	Ant 1 + Ant 2
Ant. Pol.	Vertical
Test Mode:	TX 802.11n(HT20) Mode 5180MHz (U-NII-1)
Remark:	No report for the emission which more than 20 dB below the prescribed limit.

No.	Frequency (MHz)	Reading (dBuV)	Factor (dB/m)	Level (dBuV/m)	Limit (dBuV/m)	Margin (dB)	Detector
1	10359.421	38.99	13.75	52.74	74.00	-21.26	peak
2 *	10360.755	24.16	13.74	37.90	54.00	-16.10	AVG

Remarks:
1.Factor (dB/m) = Antenna Factor (dB/m)+Cable Factor (dB)-Pre-amplifier Factor
2.Margin value = Level -Limit value

For anti-fake verification, please visit the official website of China Inspection And Testing Society : yz.cnca.cn

Ant. No.	Ant 1 + Ant 2
Ant. Pol.	Horizontal
Test Mode:	TX 802.11n(HT20) Mode 5200MHz (U-NII-1)
Remark:	No report for the emission which more than 20 dB below the prescribed limit.

No.	Frequency (MHz)	Reading (dBuV)	Factor (dB/m)	Level (dBuV/m)	Limit (dBuV/m)	Margin (dB)	Detector
1 *	10399.674	24.17	13.79	37.96	54.00	-16.04	AVG
2	10399.861	36.74	13.79	50.53	74.00	-23.47	peak

Remarks:
1.Factor (dB/m) = Antenna Factor (dB/m)+Cable Factor (dB)-Pre-amplifier Factor
2.Margin value = Level -Limit value

Ant. No.	Ant 1 + Ant 2
Ant. Pol.	Vertical
Test Mode:	TX 802.11n(HT20) Mode 5200MHz (U-NII-1)
Remark:	No report for the emission which more than 20 dB below the prescribed limit.

No.	Frequency (MHz)	Reading (dBuV)	Factor (dB/m)	Level (dBuV/m)	Limit (dBuV/m)	Margin (dB)	Detector
1	10399.437	39.55	13.79	53.34	74.00	-20.66	peak
2 *	10400.203	24.04	13.79	37.83	54.00	-16.17	AVG

Remarks:
1.Factor (dB/m) = Antenna Factor (dB/m)+Cable Factor (dB)-Pre-amplifier Factor
2.Margin value = Level -Limit value

For anti-fake verification, please visit the official website of China Inspection And Testing Society : yz.cnca.cn

Ant. No.	Ant 1 + Ant 2
Ant. Pol.	Horizontal
Test Mode:	TX 802.11n(HT20) Mode 5240MHz (U-NII-1)
Remark:	No report for the emission which more than 20 dB below the prescribed limit.

No.	Frequency (MHz)	Reading (dBuV)	Factor (dB/m)	Level (dBuV/m)	Limit (dBuV/m)	Margin (dB)	Detector
1 *	10240.475	24.15	13.57	37.72	54.00	-16.28	AVG
2	10240.799	36.61	13.57	50.18	74.00	-23.82	peak

Remarks:
1.Factor (dB/m) = Antenna Factor (dB/m)+Cable Factor (dB)-Pre-amplifier Factor
2.Margin value = Level -Limit value

Ant. No.	Ant 1 + Ant 2
Ant. Pol.	Vertical
Test Mode:	TX 802.11n(HT20) Mode 5240MHz (U-NII-1)
Remark:	No report for the emission which more than 20 dB below the prescribed limit.

No.	Frequency (MHz)	Reading (dBuV)	Factor (dB/m)	Level (dBuV/m)	Limit (dBuV/m)	Margin (dB)	Detector
1	10479.878	38.90	13.87	52.77	74.00	-21.23	peak
2 *	10480.907	24.49	13.87	38.36	54.00	-15.64	AVG

Remarks:
1.Factor (dB/m) = Antenna Factor (dB/m)+Cable Factor (dB)-Pre-amplifier Factor
2.Margin value = Level -Limit value

For anti-fake verification, please visit the official website of China Inspection And Testing Society : yz.cnca.cn

Ant. No.	Ant 1 + Ant 2
Ant. Pol.	Horizontal
Test Mode:	TX 802.11n(HT40) Mode 5190MHz (U-NII-1)
Remark:	No report for the emission which more than 20 dB below the prescribed limit.

No.	Frequency (MHz)	Reading (dBuV)	Factor (dB/m)	Level (dBuV/m)	Limit (dBuV/m)	Margin (dB)	Detector
1	10380.275	36.96	13.77	50.73	74.00	-23.27	peak
2 *	10380.725	24.68	13.77	38.45	54.00	-15.55	AVG

Remarks:
1.Factor (dB/m) = Antenna Factor (dB/m)+Cable Factor (dB)-Pre-amplifier Factor
2.Margin value = Level -Limit value

Ant. No.	Ant 1 + Ant 2
Ant. Pol.	Vertical
Test Mode:	TX 802.11n(HT40) Mode 5190MHz (U-NII-1)
Remark:	No report for the emission which more than 20 dB below the prescribed limit.

No.	Frequency (MHz)	Reading (dBuV)	Factor (dB/m)	Level (dBuV/m)	Limit (dBuV/m)	Margin (dB)	Detector
1 *	10380.773	24.78	13.77	38.55	54.00	-15.45	AVG
2	10380.939	39.45	13.77	53.22	74.00	-20.78	peak

Remarks:
1.Factor (dB/m) = Antenna Factor (dB/m)+Cable Factor (dB)-Pre-amplifier Factor
2.Margin value = Level -Limit value

For anti-fake verification, please visit the official website of China Inspection And Testing Society : yz.cnca.cn

Ant. No.	Ant 1 + Ant 2
Ant. Pol.	Horizontal
Test Mode:	TX 802.11n(HT40) Mode 5230MHz (U-NII-1)
Remark:	No report for the emission which more than 20 dB below the prescribed limit.

No.	Frequency (MHz)	Reading (dBuV)	Factor (dB/m)	Level (dBuV/m)	Limit (dBuV/m)	Margin (dB)	Detector
1 *	10459.167	24.32	13.85	38.17	54.00	-15.83	AVG
2	10459.530	36.94	13.85	50.79	74.00	-23.21	peak

Remarks:
1.Factor (dB/m) = Antenna Factor (dB/m)+Cable Factor (dB)-Pre-amplifier Factor
2.Margin value = Level -Limit value

Ant. No.	Ant 1 + Ant 2
Ant. Pol.	Vertical
Test Mode:	TX 802.11n(HT40) Mode 5230MHz (U-NII-1)
Remark:	No report for the emission which more than 20 dB below the prescribed limit.

No.	Frequency (MHz)	Reading (dBuV)	Factor (dB/m)	Level (dBuV/m)	Limit (dBuV/m)	Margin (dB)	Detector
1 *	10460.229	24.04	13.85	37.89	54.00	-16.11	AVG
2	10460.832	39.53	13.85	53.38	74.00	-20.62	peak

Remarks:
1.Factor (dB/m) = Antenna Factor (dB/m)+Cable Factor (dB)-Pre-amplifier Factor
2.Margin value = Level -Limit value

For anti-fake verification, please visit the official website of China Inspection And Testing Society : yz.cnca.cn

Ant. No.	Ant 1 + Ant 2
Ant. Pol.	Horizontal
Test Mode:	TX 802.11ac(VHT80) Mode 5210MHz (U-NII-1)
Remark:	No report for the emission which more than 20 dB below the prescribed limit.

No.	Frequency (MHz)	Reading (dBuV)	Factor (dB/m)	Level (dBuV/m)	Limit (dBuV/m)	Margin (dB)	Detector
1 *	10420.423	24.66	13.80	38.46	54.00	-15.54	AVG
2	10420.783	37.14	13.80	50.94	74.00	-23.06	peak

Remarks:
1.Factor (dB/m) = Antenna Factor (dB/m)+Cable Factor (dB)-Pre-amplifier Factor
2.Margin value = Level -Limit value

Ant. No.	Ant 1 + Ant 2
Ant. Pol.	Vertical
Test Mode:	TX 802.11ac(VHT80) Mode 5210MHz (U-NII-1)
Remark:	No report for the emission which more than 20 dB below the prescribed limit.

No.	Frequency (MHz)	Reading (dBuV)	Factor (dB/m)	Level (dBuV/m)	Limit (dBuV/m)	Margin (dB)	Detector
1 *	10419.399	24.70	13.80	38.50	54.00	-15.50	AVG
2	10419.422	39.26	13.80	53.06	74.00	-20.94	peak

Remarks:
1.Factor (dB/m) = Antenna Factor (dB/m)+Cable Factor (dB)-Pre-amplifier Factor
2.Margin value = Level -Limit value

For anti-fake verification, please visit the official website of China Inspection And Testing Society : yz.cnca.cn

Ant. No.	Ant 1 + Ant 2
Ant. Pol.	Horizontal
Test Mode:	TX 802.11ac(VHT160) Mode 5250MHz (U-NII-1)
Remark:	No report for the emission which more than 20 dB below the prescribed limit.

No.	Frequency (MHz)	Reading (dBuV)	Factor (dB/m)	Level (dBuV/m)	Limit (dBuV/m)	Margin (dB)	Detector
1	10500.000	36.09	13.89	49.98	74.00	-24.02	peak
2 *	10500.000	23.80	13.89	37.69	54.00	-16.31	AVG

Remarks:
1.Factor (dB/m) = Antenna Factor (dB/m)+Cable Factor (dB)-Pre-amplifier Factor
2.Margin value = Level -Limit value

Ant. No.	Ant 1 + Ant 2
Ant. Pol.	Vertical
Test Mode:	TX 802.11ac(VHT160) Mode 5250MHz (U-NII-1)
Remark:	No report for the emission which more than 20 dB below the prescribed limit.

No.	Frequency (MHz)	Reading (dBuV)	Factor (dB/m)	Level (dBuV/m)	Limit (dBuV/m)	Margin (dB)	Detector
1	10500.000	36.39	13.89	50.28	74.00	-23.72	peak
2 *	10500.000	23.84	13.89	37.73	54.00	-16.27	AVG

Remarks:
1.Factor (dB/m) = Antenna Factor (dB/m)+Cable Factor (dB)-Pre-amplifier Factor
2.Margin value = Level -Limit value

For anti-fake verification, please visit the official website of China Inspection And Testing Society : yz.cnca.cn

Ant. No.	Ant 1 + Ant 2
Ant. Pol.	Horizontal
Test Mode:	TX 802.11ax(HE20) Mode 5180MHz (U-NII-1)
Remark:	No report for the emission which more than 20 dB below the prescribed limit.

No.	Frequency (MHz)	Reading (dBuV)	Factor (dB/m)	Level (dBuV/m)	Limit (dBuV/m)	Margin (dB)	Detector
1	10359.520	36.59	13.75	50.34	74.00	-23.66	peak
2 *	10359.691	23.89	13.75	37.64	54.00	-16.36	AVG

Remarks:
1.Factor (dB/m) = Antenna Factor (dB/m)+Cable Factor (dB)-Pre-amplifier Factor
2.Margin value = Level -Limit value

Ant. No.	Ant 1 + Ant 2
Ant. Pol.	Vertical
Test Mode:	TX 802.11ax(HE20) Mode 5180MHz (U-NII-1)
Remark:	No report for the emission which more than 20 dB below the prescribed limit.

No.	Frequency (MHz)	Reading (dBuV)	Factor (dB/m)	Level (dBuV/m)	Limit (dBuV/m)	Margin (dB)	Detector
1 *	10359.347	24.16	13.75	37.91	54.00	-16.09	AVG
2	10360.661	39.04	13.74	52.78	74.00	-21.22	peak

Remarks:
1.Factor (dB/m) = Antenna Factor (dB/m)+Cable Factor (dB)-Pre-amplifier Factor
2.Margin value = Level -Limit value

For anti-fake verification, please visit the official website of China Inspection And Testing Society : yz.cnca.cn

Ant. No.	Ant 1 + Ant 2
Ant. Pol.	Horizontal
Test Mode:	TX 802.11ax(HE20) Mode 5200MHz (U-NII-1)
Remark:	No report for the emission which more than 20 dB below the prescribed limit.

No.	Frequency (MHz)	Reading (dBuV)	Factor (dB/m)	Level (dBuV/m)	Limit (dBuV/m)	Margin (dB)	Detector
1	10400.613	36.30	13.79	50.09	74.00	-23.91	peak
2 *	10400.953	24.12	13.79	37.91	54.00	-16.09	AVG

Remarks:
1.Factor (dB/m) = Antenna Factor (dB/m)+Cable Factor (dB)-Pre-amplifier Factor
2.Margin value = Level -Limit value

Ant. No.	Ant 1 + Ant 2
Ant. Pol.	Vertical
Test Mode:	TX 802.11ax(HE20) Mode 5200MHz (U-NII-1)
Remark:	No report for the emission which more than 20 dB below the prescribed limit.

No.	Frequency (MHz)	Reading (dBuV)	Factor (dB/m)	Level (dBuV/m)	Limit (dBuV/m)	Margin (dB)	Detector
1 *	10399.973	24.17	13.79	37.96	54.00	-16.04	AVG
2	10400.299	39.46	13.79	53.25	74.00	-20.75	peak

Remarks:
1.Factor (dB/m) = Antenna Factor (dB/m)+Cable Factor (dB)-Pre-amplifier Factor
2.Margin value = Level -Limit value

For anti-fake verification, please visit the official website of China Inspection And Testing Society : yz.cnca.cn

Ant. No.	Ant 1 + Ant 2
Ant. Pol.	Horizontal
Test Mode:	TX 802.11ax(HE20) Mode 5240MHz (U-NII-1)
Remark:	No report for the emission which more than 20 dB below the prescribed limit.

No.	Frequency (MHz)	Reading (dBuV)	Factor (dB/m)	Level (dBuV/m)	Limit (dBuV/m)	Margin (dB)	Detector
1 *	10479.999	24.56	13.87	38.43	54.00	-15.57	AVG
2	10480.053	36.77	13.87	50.64	74.00	-23.36	peak

Remarks:
1.Factor (dB/m) = Antenna Factor (dB/m)+Cable Factor (dB)-Pre-amplifier Factor
2.Margin value = Level -Limit value

Ant. No.	Ant 1 + Ant 2
Ant. Pol.	Vertical
Test Mode:	TX 802.11ax(HE20) Mode 5240MHz (U-NII-1)
Remark:	No report for the emission which more than 20 dB below the prescribed limit.

No.	Frequency (MHz)	Reading (dBuV)	Factor (dB/m)	Level (dBuV/m)	Limit (dBuV/m)	Margin (dB)	Detector
1	10479.942	38.81	13.87	52.68	74.00	-21.32	peak
2 *	10480.309	24.23	13.87	38.10	54.00	-15.90	AVG

Remarks:
1.Factor (dB/m) = Antenna Factor (dB/m)+Cable Factor (dB)-Pre-amplifier Factor
2.Margin value = Level -Limit value

For anti-fake verification, please visit the official website of China Inspection And Testing Society : yz.cnca.cn

Ant. No.	Ant 1 + Ant 2
Ant. Pol.	Horizontal
Test Mode:	TX 802.11ax(HE40) Mode 5190MHz (U-NII-1)
Remark:	No report for the emission which more than 20 dB below the prescribed limit.

No.	Frequency (MHz)	Reading (dBuV)	Factor (dB/m)	Level (dBuV/m)	Limit (dBuV/m)	Margin (dB)	Detector
1	10380.000	36.51	13.77	50.28	74.00	-23.72	peak
2 *	10380.000	24.78	13.77	38.55	54.00	-15.45	AVG

Remarks:
1.Factor (dB/m) = Antenna Factor (dB/m)+Cable Factor (dB)-Pre-amplifier Factor
2.Margin value = Level -Limit value

Ant. No.	Ant 1 + Ant 2
Ant. Pol.	Vertical
Test Mode:	TX 802.11ax(HE40) Mode 5190MHz (U-NII-1)
Remark:	No report for the emission which more than 20 dB below the prescribed limit.

No.	Frequency (MHz)	Reading (dBuV)	Factor (dB/m)	Level (dBuV/m)	Limit (dBuV/m)	Margin (dB)	Detector
1 *	10380.307	24.39	13.77	38.16	54.00	-15.84	AVG
2	10380.549	38.66	13.77	52.43	74.00	-21.57	peak

Remarks:
1.Factor (dB/m) = Antenna Factor (dB/m)+Cable Factor (dB)-Pre-amplifier Factor
2.Margin value = Level -Limit value

For anti-fake verification, please visit the official website of China Inspection And Testing Society : yz.cnca.cn

Ant. No.	Ant 1 + Ant 2
Ant. Pol.	Horizontal
Test Mode:	TX 802.11ax(HE40) Mode 5230MHz (U-NII-1)
Remark:	No report for the emission which more than 20 dB below the prescribed limit.

No.	Frequency (MHz)	Reading (dBuV)	Factor (dB/m)	Level (dBuV/m)	Limit (dBuV/m)	Margin (dB)	Detector
1	10460.000	36.64	13.85	50.49	74.00	-23.51	peak
2 *	10460.000	24.15	13.85	38.00	54.00	-16.00	AVG

Remarks:
1.Factor (dB/m) = Antenna Factor (dB/m)+Cable Factor (dB)-Pre-amplifier Factor
2.Margin value = Level -Limit value

Ant. No.	Ant 1 + Ant 2
Ant. Pol.	Vertical
Test Mode:	TX 802.11ax(HE40) Mode 5230MHz (U-NII-1)
Remark:	No report for the emission which more than 20 dB below the prescribed limit.

No.	Frequency (MHz)	Reading (dBuV)	Factor (dB/m)	Level (dBuV/m)	Limit (dBuV/m)	Margin (dB)	Detector
1 *	10459.747	24.03	13.85	37.88	54.00	-16.12	AVG
2	10461.693	39.61	13.85	53.46	74.00	-20.54	peak

Remarks:
1.Factor (dB/m) = Antenna Factor (dB/m)+Cable Factor (dB)-Pre-amplifier Factor
2.Margin value = Level -Limit value

For anti-fake verification, please visit the official website of China Inspection And Testing Society : yz.cnca.cn

Ant. No.	Ant 1 + Ant 2
Ant. Pol.	Horizontal
Test Mode:	TX 802.11ax(HE80) Mode 5210MHz (U-NII-1)
Remark:	No report for the emission which more than 20 dB below the prescribed limit.

No.	Frequency (MHz)	Reading (dBuV)	Factor (dB/m)	Level (dBuV/m)	Limit (dBuV/m)	Margin (dB)	Detector
1	10420.000	37.44	13.80	51.24	74.00	-22.76	peak
2 *	10420.000	24.59	13.80	38.39	54.00	-15.61	AVG

Remarks:
1.Factor (dB/m) = Antenna Factor (dB/m)+Cable Factor (dB)-Pre-amplifier Factor
2.Margin value = Level -Limit value

Ant. No.	Ant 1 + Ant 2
Ant. Pol.	Vertical
Test Mode:	TX 802.11ax(HE80) Mode 5210MHz (U-NII-1)
Remark:	No report for the emission which more than 20 dB below the prescribed limit.

No.	Frequency (MHz)	Reading (dBuV)	Factor (dB/m)	Level (dBuV/m)	Limit (dBuV/m)	Margin (dB)	Detector
1 *	10419.941	24.34	13.80	38.14	54.00	-15.86	AVG
2	10422.072	39.04	13.80	52.84	74.00	-21.16	peak

Remarks:
1.Factor (dB/m) = Antenna Factor (dB/m)+Cable Factor (dB)-Pre-amplifier Factor
2.Margin value = Level -Limit value

For anti-fake verification, please visit the official website of China Inspection And Testing Society : yz.cnca.cn

Ant. No.	Ant 1 + Ant 2
Ant. Pol.	Horizontal
Test Mode:	TX 802.11 ax(HE160) Mode 5250MHz (U-NII-1)
Remark:	No report for the emission which more than 20 dB below the prescribed limit.

No.	Frequency (MHz)	Reading (dBuV)	Factor (dB/m)	Level (dBuV/m)	Limit (dBuV/m)	Margin (dB)	Detector
1	10500.000	36.45	13.89	50.34	74.00	-23.66	peak
2 *	10500.000	23.72	13.89	37.61	54.00	-16.39	AVG

Remarks:
1.Factor (dB/m) = Antenna Factor (dB/m)+Cable Factor (dB)-Pre-amplifier Factor
2.Margin value = Level -Limit value

Ant. No.	Ant 1 + Ant 2
Ant. Pol.	Vertical
Test Mode:	TX 802.11ax(HE160) Mode 5250MHz (U-NII-1)
Remark:	No report for the emission which more than 20 dB below the prescribed limit.

No.	Frequency (MHz)	Reading (dBuV)	Factor (dB/m)	Level (dBuV/m)	Limit (dBuV/m)	Margin (dB)	Detector
1	10500.000	36.31	13.89	50.20	74.00	-23.80	peak
2 *	10500.000	24.04	13.89	37.93	54.00	-16.07	AVG

Remarks:
1.Factor (dB/m) = Antenna Factor (dB/m)+Cable Factor (dB)-Pre-amplifier Factor
2.Margin value = Level -Limit value

For anti-fake verification, please visit the official website of China Inspection And Testing Society : yz.cnca.cn

Ant. No.	Ant 1
Ant. Pol.	Horizontal
Test Mode:	TX 802.11a Mode 5260MHz (U-NII-2A)
Remark:	No report for the emission which more than 20 dB below the prescribed limit.

No.	Frequency (MHz)	Reading (dBuV)	Factor (dB/m)	Level (dBuV/m)	Limit (dBuV/m)	Margin (dB)	Detector
1 *	10519.835	23.75	13.92	37.67	54.00	-16.33	AVG
2	10520.903	39.65	13.92	53.57	74.00	-20.43	peak

Remarks:
1.Factor (dB/m) = Antenna Factor (dB/m)+Cable Factor (dB)-Pre-amplifier Factor
2.Margin value = Level -Limit value

Ant. No.	Ant 1
Ant. Pol.	Vertical
Test Mode:	TX 802.11a Mode 5260MHz (U-NII-2A)
Remark:	No report for the emission which more than 20 dB below the prescribed limit.

No.	Frequency (MHz)	Reading (dBuV)	Factor (dB/m)	Level (dBuV/m)	Limit (dBuV/m)	Margin (dB)	Detector
1	10520.000	36.33	13.92	50.25	74.00	-23.75	peak
2 *	10520.000	24.32	13.92	38.24	54.00	-15.76	AVG

Remarks:
1.Factor (dB/m) = Antenna Factor (dB/m)+Cable Factor (dB)-Pre-amplifier Factor
2.Margin value = Level -Limit value

For anti-fake verification, please visit the official website of China Inspection And Testing Society : yz.cnca.cn

Ant. No.	Ant 1
Ant. Pol.	Horizontal
Test Mode:	TX 802.11a Mode 5280MHz (U-NII-2A)
Remark:	No report for the emission which more than 20 dB below the prescribed limit.

No.	Frequency (MHz)	Reading (dBuV)	Factor (dB/m)	Level (dBuV/m)	Limit (dBuV/m)	Margin (dB)	Detector
1	10559.644	38.44	13.98	52.42	74.00	-21.58	peak
2 *	10560.661	23.16	13.98	37.14	54.00	-16.86	AVG

Remarks:
1.Factor (dB/m) = Antenna Factor (dB/m)+Cable Factor (dB)-Pre-amplifier Factor
2.Margin value = Level -Limit value

Ant. No.	Ant 1
Ant. Pol.	Vertical
Test Mode:	TX 802.11a Mode 5280MHz (U-NII-2A)
Remark:	No report for the emission which more than 20 dB below the prescribed limit.

No.	Frequency (MHz)	Reading (dBuV)	Factor (dB/m)	Level (dBuV/m)	Limit (dBuV/m)	Margin (dB)	Detector
1	10560.000	36.45	13.98	50.43	74.00	-23.57	peak
2 *	10560.000	23.91	13.98	37.89	54.00	-16.11	AVG

Remarks:
1.Factor (dB/m) = Antenna Factor (dB/m)+Cable Factor (dB)-Pre-amplifier Factor
2.Margin value = Level -Limit value

For anti-fake verification, please visit the official website of China Inspection And Testing Society : yz.cnca.cn

Ant. No.	Ant 1
Ant. Pol.	Horizontal
Test Mode:	TX 802.11a Mode 5320MHz (U-NII-2A)
Remark:	No report for the emission which more than 20 dB below the prescribed limit.

No.	Frequency (MHz)	Reading (dBuV)	Factor (dB/m)	Level (dBuV/m)	Limit (dBuV/m)	Margin (dB)	Detector
1	10639.877	39.71	14.11	53.82	74.00	-20.18	peak
2 *	10640.753	23.55	14.11	37.66	54.00	-16.34	AVG

Remarks:
1.Factor (dB/m) = Antenna Factor (dB/m)+Cable Factor (dB)-Pre-amplifier Factor
2.Margin value = Level -Limit value

Ant. No.	Ant 1
Ant. Pol.	Vertical
Test Mode:	TX 802.11a Mode 5320MHz (U-NII-2A)
Remark:	No report for the emission which more than 20 dB below the prescribed limit.

No.	Frequency (MHz)	Reading (dBuV)	Factor (dB/m)	Level (dBuV/m)	Limit (dBuV/m)	Margin (dB)	Detector
1	10640.000	36.81	14.11	50.92	74.00	-23.08	peak
2 *	10640.000	24.44	14.11	38.55	54.00	-15.45	AVG

Remarks:
1.Factor (dB/m) = Antenna Factor (dB/m)+Cable Factor (dB)-Pre-amplifier Factor
2.Margin value = Level -Limit value

For anti-fake verification, please visit the official website of China Inspection And Testing Society : yz.cnca.cn

Ant. No.	Ant 1 + Ant 2
Ant. Pol.	Horizontal
Test Mode:	TX 802.11n(HT20) Mode 5260MHz (U-NII-2A)
Remark:	No report for the emission which more than 20 dB below the prescribed limit.

No.	Frequency (MHz)	Reading (dBuV)	Factor (dB/m)	Level (dBuV/m)	Limit (dBuV/m)	Margin (dB)	Detector
1	10520.055	38.90	13.92	52.82	74.00	-21.18	peak
2 *	10520.498	23.88	13.92	37.80	54.00	-16.20	AVG

Remarks:
1.Factor (dB/m) = Antenna Factor (dB/m)+Cable Factor (dB)-Pre-amplifier Factor
2.Margin value = Level -Limit value

Ant. No.	Ant 1 + Ant 2
Ant. Pol.	Vertical
Test Mode:	TX 802.11n(HT20) Mode 5260MHz (U-NII-2A)
Remark:	No report for the emission which more than 20 dB below the prescribed limit.

No.	Frequency (MHz)	Reading (dBuV)	Factor (dB/m)	Level (dBuV/m)	Limit (dBuV/m)	Margin (dB)	Detector
1	10520.000	36.60	13.92	50.52	74.00	-23.48	peak
2 *	10520.000	24.38	13.92	38.30	54.00	-15.70	AVG

Remarks:
1.Factor (dB/m) = Antenna Factor (dB/m)+Cable Factor (dB)-Pre-amplifier Factor
2.Margin value = Level -Limit value

For anti-fake verification, please visit the official website of China Inspection And Testing Society : yz.cnca.cn

Ant. No.	Ant 1 + Ant 2
Ant. Pol.	Horizontal
Test Mode:	TX 802.11n(HT20) Mode 5280MHz (U-NII-2A)
Remark:	No report for the emission which more than 20 dB below the prescribed limit.

No.	Frequency (MHz)	Reading (dBuV)	Factor (dB/m)	Level (dBuV/m)	Limit (dBuV/m)	Margin (dB)	Detector
1 *	10559.913	23.28	13.98	37.26	54.00	-16.74	AVG
2	10560.211	38.20	13.98	52.18	74.00	-21.82	peak

Remarks:
1.Factor (dB/m) = Antenna Factor (dB/m)+Cable Factor (dB)-Pre-amplifier Factor
2.Margin value = Level -Limit value

Ant. No.	Ant 1 + Ant 2
Ant. Pol.	Vertical
Test Mode:	TX 802.11n(HT20) Mode 5280MHz (U-NII-2A)
Remark:	No report for the emission which more than 20 dB below the prescribed limit.

No.	Frequency (MHz)	Reading (dBuV)	Factor (dB/m)	Level (dBuV/m)	Limit (dBuV/m)	Margin (dB)	Detector
1	10560.000	36.84	13.98	50.82	74.00	-23.18	peak
2 *	10560.000	23.86	13.98	37.84	54.00	-16.16	AVG

Remarks:
1.Factor (dB/m) = Antenna Factor (dB/m)+Cable Factor (dB)-Pre-amplifier Factor
2.Margin value = Level -Limit value

For anti-fake verification, please visit the official website of China Inspection And Testing Society : yz.cnca.cn

Ant. No.	Ant 1 + Ant 2
Ant. Pol.	Horizontal
Test Mode:	TX 802.11n(HT20) Mode 5320MHz (U-NII-2A)
Remark:	No report for the emission which more than 20 dB below the prescribed limit.

No.	Frequency (MHz)	Reading (dBuV)	Factor (dB/m)	Level (dBuV/m)	Limit (dBuV/m)	Margin (dB)	Detector
1	10639.855	38.52	14.11	52.63	74.00	-21.37	peak
2 *	10640.579	23.73	14.11	37.84	54.00	-16.16	AVG

Remarks:
1.Factor (dB/m) = Antenna Factor (dB/m)+Cable Factor (dB)-Pre-amplifier Factor
2.Margin value = Level -Limit value

Ant. No.	Ant 1 + Ant 2
Ant. Pol.	Vertical
Test Mode:	TX 802.11n(HT20) Mode 5320MHz (U-NII-2A)
Remark:	No report for the emission which more than 20 dB below the prescribed limit.

No.	Frequency (MHz)	Reading (dBuV)	Factor (dB/m)	Level (dBuV/m)	Limit (dBuV/m)	Margin (dB)	Detector
1	10640.000	37.15	14.11	51.26	74.00	-22.74	peak
2 *	10640.000	24.46	14.11	38.57	54.00	-15.43	AVG

Remarks:
1.Factor (dB/m) = Antenna Factor (dB/m)+Cable Factor (dB)-Pre-amplifier Factor
2.Margin value = Level -Limit value

For anti-fake verification, please visit the official website of China Inspection And Testing Society : yz.cnca.cn

Ant. No.	Ant 1 + Ant 2
Ant. Pol.	Horizontal
Test Mode:	TX 802.11n(HT40) Mode 5270MHz (U-NII-2A)
Remark:	No report for the emission which more than 20 dB below the prescribed limit.

No.	Frequency (MHz)	Reading (dBuV)	Factor (dB/m)	Level (dBuV/m)	Limit (dBuV/m)	Margin (dB)	Detector
1 *	10540.711	23.73	13.95	37.68	54.00	-16.32	AVG
2	10540.899	38.96	13.95	52.91	74.00	-21.09	peak

Remarks:
1.Factor (dB/m) = Antenna Factor (dB/m)+Cable Factor (dB)-Pre-amplifier Factor
2.Margin value = Level -Limit value

Ant. No.	Ant 1 + Ant 2
Ant. Pol.	Vertical
Test Mode:	TX 802.11n(HT40) Mode 5270MHz (U-NII-2A)
Remark:	No report for the emission which more than 20 dB below the prescribed limit.

No.	Frequency (MHz)	Reading (dBuV)	Factor (dB/m)	Level (dBuV/m)	Limit (dBuV/m)	Margin (dB)	Detector
1	10540.000	36.98	13.95	50.93	74.00	-23.07	peak
2 *	10540.000	24.43	13.95	38.38	54.00	-15.62	AVG

Remarks:
1.Factor (dB/m) = Antenna Factor (dB/m)+Cable Factor (dB)-Pre-amplifier Factor
2.Margin value = Level -Limit value

For anti-fake verification, please visit the official website of China Inspection And Testing Society : yz.cnca.cn

Ant. No.	Ant 1 + Ant 2
Ant. Pol.	Horizontal
Test Mode:	TX 802.11n(HT40) Mode 5310MHz (U-NII-2A)
Remark:	No report for the emission which more than 20 dB below the prescribed limit.

No.	Frequency (MHz)	Reading (dBuV)	Factor (dB/m)	Level (dBuV/m)	Limit (dBuV/m)	Margin (dB)	Detector
1 *	10620.319	23.61	14.07	37.68	54.00	-16.32	AVG
2	10620.476	38.56	14.07	52.63	74.00	-21.37	peak

Remarks:
1.Factor (dB/m) = Antenna Factor (dB/m)+Cable Factor (dB)-Pre-amplifier Factor
2.Margin value = Level -Limit value

Ant. No.	Ant 1 + Ant 2
Ant. Pol.	Vertical
Test Mode:	TX 802.11n(HT40) Mode 5310MHz (U-NII-2A)
Remark:	No report for the emission which more than 20 dB below the prescribed limit.

No.	Frequency (MHz)	Reading (dBuV)	Factor (dB/m)	Level (dBuV/m)	Limit (dBuV/m)	Margin (dB)	Detector
1	10620.000	37.26	14.07	51.33	74.00	-22.67	peak
2 *	10620.000	24.56	14.07	38.63	54.00	-15.37	AVG

Remarks:
1.Factor (dB/m) = Antenna Factor (dB/m)+Cable Factor (dB)-Pre-amplifier Factor
2.Margin value = Level -Limit value

For anti-fake verification, please visit the official website of China Inspection And Testing Society : yz.cnca.cn

Ant. No.	Ant 1 + Ant 2
Ant. Pol.	Horizontal
Test Mode:	TX 802.11ac(VHT80) Mode 5290MHz (U-NII-2A)
Remark:	No report for the emission which more than 20 dB below the prescribed limit.

No.	Frequency (MHz)	Reading (dBuV)	Factor (dB/m)	Level (dBuV/m)	Limit (dBuV/m)	Margin (dB)	Detector
1 *	10579.571	23.86	14.02	37.88	54.00	-16.12	AVG
2	10579.889	38.46	14.02	52.48	74.00	-21.52	peak

Remarks:
1.Factor (dB/m) = Antenna Factor (dB/m)+Cable Factor (dB)-Pre-amplifier Factor
2.Margin value = Level -Limit value

Ant. No.	Ant 1 + Ant 2
Ant. Pol.	Vertical
Test Mode:	TX 802.11ac(VHT80) Mode 5290MHz (U-NII-2A)
Remark:	No report for the emission which more than 20 dB below the prescribed limit.

No.	Frequency (MHz)	Reading (dBuV)	Factor (dB/m)	Level (dBuV/m)	Limit (dBuV/m)	Margin (dB)	Detector
1	10580.000	37.11	14.02	51.13	74.00	-22.87	peak
2 *	10580.000	24.59	14.02	38.61	54.00	-15.39	AVG

Remarks:
1.Factor (dB/m) = Antenna Factor (dB/m)+Cable Factor (dB)-Pre-amplifier Factor
2.Margin value = Level -Limit value

For anti-fake verification, please visit the official website of China Inspection And Testing Society : yz.cnca.cn

Ant. No.	Ant 1 + Ant 2
Ant. Pol.	Horizontal
Test Mode:	TX 802.11ax(HE20) Mode 5260MHz (U-NII-2A)
Remark:	No report for the emission which more than 20 dB below the prescribed limit.

No.	Frequency (MHz)	Reading (dBuV)	Factor (dB/m)	Level (dBuV/m)	Limit (dBuV/m)	Margin (dB)	Detector
1 *	10519.916	23.77	13.92	37.69	54.00	-16.31	AVG
2	10520.255	38.38	13.92	52.30	74.00	-21.70	peak

Remarks:
1.Factor (dB/m) = Antenna Factor (dB/m)+Cable Factor (dB)-Pre-amplifier Factor
2.Margin value = Level -Limit value

Ant. No.	Ant 1 + Ant 2
Ant. Pol.	Vertical
Test Mode:	TX 802.11ax(HE20) Mode 5260MHz (U-NII-2A)
Remark:	No report for the emission which more than 20 dB below the prescribed limit.

No.	Frequency (MHz)	Reading (dBuV)	Factor (dB/m)	Level (dBuV/m)	Limit (dBuV/m)	Margin (dB)	Detector
1	10520.000	36.81	13.92	50.73	74.00	-23.27	peak
2 *	10520.000	24.36	13.92	38.28	54.00	-15.72	AVG

Remarks:
1.Factor (dB/m) = Antenna Factor (dB/m)+Cable Factor (dB)-Pre-amplifier Factor
2.Margin value = Level -Limit value

For anti-fake verification, please visit the official website of China Inspection And Testing Society : yz.cnca.cn

Ant. No.	Ant 1 + Ant 2
Ant. Pol.	Horizontal
Test Mode:	TX 802.11ax(HE20) Mode 5280MHz (U-NII-2A)
Remark:	No report for the emission which more than 20 dB below the prescribed limit.

No.	Frequency (MHz)	Reading (dBuV)	Factor (dB/m)	Level (dBuV/m)	Limit (dBuV/m)	Margin (dB)	Detector
1	10559.521	39.01	13.98	52.99	74.00	-21.01	peak
2 *	10560.835	23.33	13.98	37.31	54.00	-16.69	AVG

Remarks:
1.Factor (dB/m) = Antenna Factor (dB/m)+Cable Factor (dB)-Pre-amplifier Factor
2.Margin value = Level -Limit value

Ant. No.	Ant 1 + Ant 2
Ant. Pol.	Vertical
Test Mode:	TX 802.11ax(HE20) Mode 5280MHz (U-NII-2A)
Remark:	No report for the emission which more than 20 dB below the prescribed limit.

No.	Frequency (MHz)	Reading (dBuV)	Factor (dB/m)	Level (dBuV/m)	Limit (dBuV/m)	Margin (dB)	Detector
1	10560.000	36.95	13.98	50.93	74.00	-23.07	peak
2 *	10560.000	23.92	13.98	37.90	54.00	-16.10	AVG

Remarks:
1.Factor (dB/m) = Antenna Factor (dB/m)+Cable Factor (dB)-Pre-amplifier Factor
2.Margin value = Level -Limit value

For anti-fake verification, please visit the official website of China Inspection And Testing Society : yz.cnca.cn

Ant. No.	Ant 1 + Ant 2
Ant. Pol.	Horizontal
Test Mode:	TX 802.11ax(HE20) Mode 5320MHz (U-NII-2A)
Remark:	No report for the emission which more than 20 dB below the prescribed limit.

No.	Frequency (MHz)	Reading (dBuV)	Factor (dB/m)	Level (dBuV/m)	Limit (dBuV/m)	Margin (dB)	Detector
1	10640.097	40.37	14.11	54.48	74.00	-19.52	peak
2 *	10640.515	23.71	14.11	37.82	54.00	-16.18	AVG

Remarks:
1.Factor (dB/m) = Antenna Factor (dB/m)+Cable Factor (dB)-Pre-amplifier Factor
2.Margin value = Level -Limit value

Ant. No.	Ant 1 + Ant 2
Ant. Pol.	Vertical
Test Mode:	TX 802.11ax(HE20) Mode 5320MHz (U-NII-2A)
Remark:	No report for the emission which more than 20 dB below the prescribed limit.

No.	Frequency (MHz)	Reading (dBuV)	Factor (dB/m)	Level (dBuV/m)	Limit (dBuV/m)	Margin (dB)	Detector
1	10640.000	37.59	14.11	51.70	74.00	-22.30	peak
2 *	10640.000	24.49	14.11	38.60	54.00	-15.40	AVG

Remarks:
1.Factor (dB/m) = Antenna Factor (dB/m)+Cable Factor (dB)-Pre-amplifier Factor
2.Margin value = Level -Limit value

For anti-fake verification, please visit the official website of China Inspection And Testing Society : yz.cnca.cn

Ant. No.	Ant 1 + Ant 2
Ant. Pol.	Horizontal
Test Mode:	TX 802.11ax(HE40) Mode 5270MHz (U-NII-2A)
Remark:	No report for the emission which more than 20 dB below the prescribed limit.

No.	Frequency (MHz)	Reading (dBuV)	Factor (dB/m)	Level (dBuV/m)	Limit (dBuV/m)	Margin (dB)	Detector
1	10539.343	38.87	13.95	52.82	74.00	-21.18	peak
2 *	10539.849	23.63	13.95	37.58	54.00	-16.42	AVG

Remarks:
1.Factor (dB/m) = Antenna Factor (dB/m)+Cable Factor (dB)-Pre-amplifier Factor
2.Margin value = Level -Limit value

Ant. No.	Ant 1 + Ant 2
Ant. Pol.	Vertical
Test Mode:	TX 802.11ax(HE40) Mode 5270MHz (U-NII-2A)
Remark:	No report for the emission which more than 20 dB below the prescribed limit.

No.	Frequency (MHz)	Reading (dBuV)	Factor (dB/m)	Level (dBuV/m)	Limit (dBuV/m)	Margin (dB)	Detector
1	10540.000	36.40	13.95	50.35	74.00	-23.65	peak
2 *	10540.000	24.47	13.95	38.42	54.00	-15.58	AVG

Remarks:
1.Factor (dB/m) = Antenna Factor (dB/m)+Cable Factor (dB)-Pre-amplifier Factor
2.Margin value = Level -Limit value

For anti-fake verification, please visit the official website of China Inspection And Testing Society : yz.cnca.cn

Ant. No.	Ant 1 + Ant 2
Ant. Pol.	Horizontal
Test Mode:	TX 802.11ax(HE40) Mode 5310MHz (U-NII-2A)
Remark:	No report for the emission which more than 20 dB below the prescribed limit.

No.	Frequency (MHz)	Reading (dBuV)	Factor (dB/m)	Level (dBuV/m)	Limit (dBuV/m)	Margin (dB)	Detector
1	10619.195	39.92	14.07	53.99	74.00	-20.01	peak
2 *	10620.480	24.20	14.07	38.27	54.00	-15.73	AVG

Remarks:
1.Factor (dB/m) = Antenna Factor (dB/m)+Cable Factor (dB)-Pre-amplifier Factor
2.Margin value = Level -Limit value

Ant. No.	Ant 1 + Ant 2
Ant. Pol.	Vertical
Test Mode:	TX 802.11ax(HE40) Mode 5310MHz (U-NII-2A)
Remark:	No report for the emission which more than 20 dB below the prescribed limit.

No.	Frequency (MHz)	Reading (dBuV)	Factor (dB/m)	Level (dBuV/m)	Limit (dBuV/m)	Margin (dB)	Detector
1	10620.000	37.12	14.07	51.19	74.00	-22.81	peak
2 *	10620.000	24.49	14.07	38.56	54.00	-15.44	AVG

Remarks:
1.Factor (dB/m) = Antenna Factor (dB/m)+Cable Factor (dB)-Pre-amplifier Factor
2.Margin value = Level -Limit value

For anti-fake verification, please visit the official website of China Inspection And Testing Society : yz.cnca.cn

Ant. No.	Ant 1 + Ant 2
Ant. Pol.	Horizontal
Test Mode:	TX 802.11ax(HE80) Mode 5290MHz (U-NII-2A)
Remark:	No report for the emission which more than 20 dB below the prescribed limit.

No.	Frequency (MHz)	Reading (dBuV)	Factor (dB/m)	Level (dBuV/m)	Limit (dBuV/m)	Margin (dB)	Detector
1	10579.248	38.54	14.02	52.56	74.00	-21.44	peak
2 *	10580.914	23.64	14.02	37.66	54.00	-16.34	AVG

Remarks:
1.Factor (dB/m) = Antenna Factor (dB/m)+Cable Factor (dB)-Pre-amplifier Factor
2.Margin value = Level -Limit value

Ant. No.	Ant 1 + Ant 2
Ant. Pol.	Vertical
Test Mode:	TX 802.11ax(HE80) Mode 5290MHz (U-NII-2A)
Remark:	No report for the emission which more than 20 dB below the prescribed limit.

No.	Frequency (MHz)	Reading (dBuV)	Factor (dB/m)	Level (dBuV/m)	Limit (dBuV/m)	Margin (dB)	Detector
1	10580.000	37.48	14.02	51.50	74.00	-22.50	peak
2 *	10580.000	24.63	14.02	38.65	54.00	-15.35	AVG

Remarks:
1.Factor (dB/m) = Antenna Factor (dB/m)+Cable Factor (dB)-Pre-amplifier Factor
2.Margin value = Level -Limit value

For anti-fake verification, please visit the official website of China Inspection And Testing Society : yz.cnca.cn

Ant. No.	Ant 1
Ant. Pol.	Horizontal
Test Mode:	TX 802.11a Mode 5500MHz (U-NII-2C)
Remark:	No report for the emission which more than 20 dB below the prescribed limit.

No.	Frequency (MHz)	Reading (dBuV)	Factor (dB/m)	Level (dBuV/m)	Limit (dBuV/m)	Margin (dB)	Detector
1 *	11000.123	24.94	14.57	39.51	54.00	-14.49	AVG
2	11000.769	37.37	14.57	51.94	74.00	-22.06	peak

Remarks:
1.Factor (dB/m) = Antenna Factor (dB/m)+Cable Factor (dB)-Pre-amplifier Factor
2.Margin value = Level -Limit value

Ant. No.	Ant 1
Ant. Pol.	Vertical
Test Mode:	TX 802.11a Mode 5500MHz (U-NII-2C)
Remark:	No report for the emission which more than 20 dB below the prescribed limit.

No.	Frequency (MHz)	Reading (dBuV)	Factor (dB/m)	Level (dBuV/m)	Limit (dBuV/m)	Margin (dB)	Detector
1	10999.095	39.03	14.57	53.60	74.00	-20.40	peak
2 *	11000.676	24.23	14.57	38.80	54.00	-15.20	AVG

Remarks:
1.Factor (dB/m) = Antenna Factor (dB/m)+Cable Factor (dB)-Pre-amplifier Factor
2.Margin value = Level -Limit value

For anti-fake verification, please visit the official website of China Inspection And Testing Society : yz.cnca.cn

Ant. No.	Ant 1
Ant. Pol.	Horizontal
Test Mode:	TX 802.11a Mode 5580MHz (U-NII-2C)
Remark:	No report for the emission which more than 20 dB below the prescribed limit.

No.	Frequency (MHz)	Reading (dBuV)	Factor (dB/m)	Level (dBuV/m)	Limit (dBuV/m)	Margin (dB)	Detector
1	11160.638	37.81	14.66	52.47	74.00	-21.53	peak
2 *	11160.932	25.29	14.66	39.95	54.00	-14.05	AVG

Remarks:
1.Factor (dB/m) = Antenna Factor (dB/m)+Cable Factor (dB)-Pre-amplifier Factor
2.Margin value = Level -Limit value

Ant. No.	Ant 1
Ant. Pol.	Vertical
Test Mode:	TX 802.11a Mode 5580MHz (U-NII-2C)
Remark:	No report for the emission which more than 20 dB below the prescribed limit.

No.	Frequency (MHz)	Reading (dBuV)	Factor (dB/m)	Level (dBuV/m)	Limit (dBuV/m)	Margin (dB)	Detector
1 *	11159.271	24.96	14.66	39.62	54.00	-14.38	AVG
2	11159.671	39.15	14.66	53.81	74.00	-20.19	peak

Remarks:
1.Factor (dB/m) = Antenna Factor (dB/m)+Cable Factor (dB)-Pre-amplifier Factor
2.Margin value = Level -Limit value

For anti-fake verification, please visit the official website of China Inspection And Testing Society : yz.cnca.cn

Ant. No.	Ant 1
Ant. Pol.	Horizontal
Test Mode:	TX 802.11a Mode 5700MHz (U-NII-2C)
Remark:	No report for the emission which more than 20 dB below the prescribed limit.

No.	Frequency (MHz)	Reading (dBuV)	Factor (dB/m)	Level (dBuV/m)	Limit (dBuV/m)	Margin (dB)	Detector
1	11399.470	37.80	14.85	52.65	74.00	-21.35	peak
2 *	11400.463	24.78	14.85	39.63	54.00	-14.37	AVG

Remarks:
1.Factor (dB/m) = Antenna Factor (dB/m)+Cable Factor (dB)-Pre-amplifier Factor
2.Margin value = Level -Limit value

Ant. No.	Ant 1
Ant. Pol.	Vertical
Test Mode:	TX 802.11a Mode 5700MHz (U-NII-2C)
Remark:	No report for the emission which more than 20 dB below the prescribed limit.

No.	Frequency (MHz)	Reading (dBuV)	Factor (dB/m)	Level (dBuV/m)	Limit (dBuV/m)	Margin (dB)	Detector
1 *	11399.357	24.07	14.85	38.92	54.00	-15.08	AVG
2	11400.487	38.48	14.85	53.33	74.00	-20.67	peak

Remarks:
1.Factor (dB/m) = Antenna Factor (dB/m)+Cable Factor (dB)-Pre-amplifier Factor
2.Margin value = Level -Limit value

For anti-fake verification, please visit the official website of China Inspection And Testing Society : yz.cnca.cn

Ant. No.	Ant 1 + Ant 2
Ant. Pol.	Horizontal
Test Mode:	TX 802.11n(HT20) Mode 5500MHz (U-NII-2C)
Remark:	No report for the emission which more than 20 dB below the prescribed limit.

No.	Frequency (MHz)	Reading (dBuV)	Factor (dB/m)	Level (dBuV/m)	Limit (dBuV/m)	Margin (dB)	Detector
1 *	10999.969	25.02	14.57	39.59	54.00	-14.41	AVG
2	11000.243	37.06	14.57	51.63	74.00	-22.37	peak

Remarks:
1.Factor (dB/m) = Antenna Factor (dB/m)+Cable Factor (dB)-Pre-amplifier Factor
2.Margin value = Level -Limit value

Ant. No.	Ant 1 + Ant 2
Ant. Pol.	Vertical
Test Mode:	TX 802.11n(HT20) Mode 5500MHz (U-NII-2C)
Remark:	No report for the emission which more than 20 dB below the prescribed limit.

No.	Frequency (MHz)	Reading (dBuV)	Factor (dB/m)	Level (dBuV/m)	Limit (dBuV/m)	Margin (dB)	Detector
1 *	11000.007	24.12	14.57	38.69	54.00	-15.31	AVG
2	11000.233	39.47	14.57	54.04	74.00	-19.96	peak

Remarks:
1.Factor (dB/m) = Antenna Factor (dB/m)+Cable Factor (dB)-Pre-amplifier Factor
2.Margin value = Level -Limit value

For anti-fake verification, please visit the official website of China Inspection And Testing Society : yz.cnca.cn

Ant. No.	Ant 1 + Ant 2
Ant. Pol.	Horizontal
Test Mode:	TX 802.11n(HT20) Mode 5580MHz (U-NII-2C)
Remark:	No report for the emission which more than 20 dB below the prescribed limit.

No.	Frequency (MHz)	Reading (dBuV)	Factor (dB/m)	Level (dBuV/m)	Limit (dBuV/m)	Margin (dB)	Detector
1 *	11159.285	25.32	14.66	39.98	54.00	-14.02	AVG
2	11160.265	37.53	14.66	52.19	74.00	-21.81	peak

Remarks:
1.Factor (dB/m) = Antenna Factor (dB/m)+Cable Factor (dB)-Pre-amplifier Factor
2.Margin value = Level -Limit value

Ant. No.	Ant 1 + Ant 2
Ant. Pol.	Vertical
Test Mode:	TX 802.11n(HT20) Mode 5580MHz (U-NII-2C)
Remark:	No report for the emission which more than 20 dB below the prescribed limit.

No.	Frequency (MHz)	Reading (dBuV)	Factor (dB/m)	Level (dBuV/m)	Limit (dBuV/m)	Margin (dB)	Detector
1 *	11159.222	24.49	14.66	39.15	54.00	-14.85	AVG
2	11159.691	38.80	14.66	53.46	74.00	-20.54	peak

Remarks:
1.Factor (dB/m) = Antenna Factor (dB/m)+Cable Factor (dB)-Pre-amplifier Factor
2.Margin value = Level -Limit value

For anti-fake verification, please visit the official website of China Inspection And Testing Society : yz.cnca.cn

Ant. No.	Ant 1 + Ant 2
Ant. Pol.	Horizontal
Test Mode:	TX 802.11n(HT20) Mode 5700MHz (U-NII-2C)
Remark:	No report for the emission which more than 20 dB below the prescribed limit.

No.	Frequency (MHz)	Reading (dBuV)	Factor (dB/m)	Level (dBuV/m)	Limit (dBuV/m)	Margin (dB)	Detector
1	11400.320	36.75	14.85	51.60	74.00	-22.40	peak
2 *	11400.779	24.62	14.85	39.47	54.00	-14.53	AVG

Remarks:
1.Factor (dB/m) = Antenna Factor (dB/m)+Cable Factor (dB)-Pre-amplifier Factor
2.Margin value = Level -Limit value

Ant. No.	Ant 1 + Ant 2
Ant. Pol.	Vertical
Test Mode:	TX 802.11n(HT20) Mode 5700MHz (U-NII-2C)
Remark:	No report for the emission which more than 20 dB below the prescribed limit.

No.	Frequency (MHz)	Reading (dBuV)	Factor (dB/m)	Level (dBuV/m)	Limit (dBuV/m)	Margin (dB)	Detector
1	11399.585	38.91	14.85	53.76	74.00	-20.24	peak
2 *	11400.673	24.23	14.85	39.08	54.00	-14.92	AVG

Remarks:
1.Factor (dB/m) = Antenna Factor (dB/m)+Cable Factor (dB)-Pre-amplifier Factor
2.Margin value = Level -Limit value

For anti-fake verification, please visit the official website of China Inspection And Testing Society : yz.cnca.cn

Ant. No.	Ant 1 + Ant 2
Ant. Pol.	Horizontal
Test Mode:	TX 802.11n(HT40) Mode 5510MHz (U-NII-2C)
Remark:	No report for the emission which more than 20 dB below the prescribed limit.

No.	Frequency (MHz)	Reading (dBuV)	Factor (dB/m)	Level (dBuV/m)	Limit (dBuV/m)	Margin (dB)	Detector
1 *	11019.532	25.13	14.59	39.72	54.00	-14.28	AVG
2	11020.025	37.17	14.59	51.76	74.00	-22.24	peak

Remarks:
1.Factor (dB/m) = Antenna Factor (dB/m)+Cable Factor (dB)-Pre-amplifier Factor
2.Margin value = Level -Limit value

Ant. No.	Ant 1 + Ant 2
Ant. Pol.	Vertical
Test Mode:	TX 802.11n(HT40) Mode 5510MHz (U-NII-2C)
Remark:	No report for the emission which more than 20 dB below the prescribed limit.

No.	Frequency (MHz)	Reading (dBuV)	Factor (dB/m)	Level (dBuV/m)	Limit (dBuV/m)	Margin (dB)	Detector
1 *	11019.383	24.25	14.59	38.84	54.00	-15.16	AVG
2	11019.767	38.71	14.59	53.30	74.00	-20.70	peak

Remarks:
1.Factor (dB/m) = Antenna Factor (dB/m)+Cable Factor (dB)-Pre-amplifier Factor
2.Margin value = Level -Limit value

For anti-fake verification, please visit the official website of China Inspection And Testing Society : yz.cnca.cn

Ant. No.	Ant 1 + Ant 2
Ant. Pol.	Horizontal
Test Mode:	TX 802.11n(HT40) Mode 5550MHz (U-NII-2C)
Remark:	No report for the emission which more than 20 dB below the prescribed limit.

No.	Frequency (MHz)	Reading (dBuV)	Factor (dB/m)	Level (dBuV/m)	Limit (dBuV/m)	Margin (dB)	Detector
1	11100.140	37.23	14.67	51.90	74.00	-22.10	peak
2 *	11100.715	24.90	14.67	39.57	54.00	-14.43	AVG

Remarks:
1.Factor (dB/m) = Antenna Factor (dB/m)+Cable Factor (dB)-Pre-amplifier Factor
2.Margin value = Level -Limit value

Ant. No.	Ant 1 + Ant 2
Ant. Pol.	Vertical
Test Mode:	TX 802.11n(HT40) Mode 5550MHz (U-NII-2C)
Remark:	No report for the emission which more than 20 dB below the prescribed limit.

No.	Frequency (MHz)	Reading (dBuV)	Factor (dB/m)	Level (dBuV/m)	Limit (dBuV/m)	Margin (dB)	Detector
1 *	11099.211	23.95	14.67	38.62	54.00	-15.38	AVG
2	11099.667	38.91	14.67	53.58	74.00	-20.42	peak

Remarks:
1.Factor (dB/m) = Antenna Factor (dB/m)+Cable Factor (dB)-Pre-amplifier Factor
2.Margin value = Level -Limit value

For anti-fake verification, please visit the official website of China Inspection And Testing Society : yz.cnca.cn

Ant. No.	Ant 1 + Ant 2
Ant. Pol.	Horizontal
Test Mode:	TX 802.11n(HT40) Mode 5670MHz (U-NII-2C)
Remark:	No report for the emission which more than 20 dB below the prescribed limit.

No.	Frequency (MHz)	Reading (dBuV)	Factor (dB/m)	Level (dBuV/m)	Limit (dBuV/m)	Margin (dB)	Detector
1	11340.098	36.79	14.80	51.59	74.00	-22.41	peak
2 *	11340.509	24.19	14.80	38.99	54.00	-15.01	AVG

Remarks:
1.Factor (dB/m) = Antenna Factor (dB/m)+Cable Factor (dB)-Pre-amplifier Factor
2.Margin value = Level -Limit value

Ant. No.	Ant 1 + Ant 2
Ant. Pol.	Vertical
Test Mode:	TX 802.11n(HT40) Mode 5670MHz (U-NII-2C)
Remark:	No report for the emission which more than 20 dB below the prescribed limit.

No.	Frequency (MHz)	Reading (dBuV)	Factor (dB/m)	Level (dBuV/m)	Limit (dBuV/m)	Margin (dB)	Detector
1 *	11339.469	24.08	14.80	38.88	54.00	-15.12	AVG
2	11340.786	38.88	14.80	53.68	74.00	-20.32	peak

Remarks:
1.Factor (dB/m) = Antenna Factor (dB/m)+Cable Factor (dB)-Pre-amplifier Factor
2.Margin value = Level -Limit value

For anti-fake verification, please visit the official website of China Inspection And Testing Society : yz.cnca.cn

Ant. No.	Ant 1 + Ant 2
Ant. Pol.	Horizontal
Test Mode:	TX 802.11ac(VHT80) Mode 5530MHz (U-NII-2C)
Remark:	No report for the emission which more than 20 dB below the prescribed limit.

No.	Frequency (MHz)	Reading (dBuV)	Factor (dB/m)	Level (dBuV/m)	Limit (dBuV/m)	Margin (dB)	Detector
1 *	11059.271	25.01	14.63	39.64	54.00	-14.36	AVG
2	11059.798	37.25	14.63	51.88	74.00	-22.12	peak

Remarks:
1.Factor (dB/m) = Antenna Factor (dB/m)+Cable Factor (dB)-Pre-amplifier Factor
2.Margin value = Level -Limit value

Ant. No.	Ant 1 + Ant 2
Ant. Pol.	Vertical
Test Mode:	TX 802.11ac(VHT80) Mode 5530MHz (U-NII-2C)
Remark:	No report for the emission which more than 20 dB below the prescribed limit.

No.	Frequency (MHz)	Reading (dBuV)	Factor (dB/m)	Level (dBuV/m)	Limit (dBuV/m)	Margin (dB)	Detector
1 *	11059.805	24.09	14.63	38.72	54.00	-15.28	AVG
2	11060.071	40.05	14.63	54.68	74.00	-19.32	peak

Remarks:
1.Factor (dB/m) = Antenna Factor (dB/m)+Cable Factor (dB)-Pre-amplifier Factor
2.Margin value = Level -Limit value

For anti-fake verification, please visit the official website of China Inspection And Testing Society : yz.cnca.cn

Ant. No.	Ant 1 + Ant 2
Ant. Pol.	Horizontal
Test Mode:	TX 802.11ac(VHT80) Mode 5610MHz (U-NII-2C)
Remark:	No report for the emission which more than 20 dB below the prescribed limit.

No.	Frequency (MHz)	Reading (dBuV)	Factor (dB/m)	Level (dBuV/m)	Limit (dBuV/m)	Margin (dB)	Detector
1 *	11219.670	25.25	14.68	39.93	54.00	-14.07	AVG
2	11220.723	37.60	14.68	52.28	74.00	-21.72	peak

Remarks:
1.Factor (dB/m) = Antenna Factor (dB/m)+Cable Factor (dB)-Pre-amplifier Factor
2.Margin value = Level -Limit value

Ant. No.	Ant 1 + Ant 2
Ant. Pol.	Vertical
Test Mode:	TX 802.11ac(VHT80) Mode 5610MHz (U-NII-2C)
Remark:	No report for the emission which more than 20 dB below the prescribed limit.

No.	Frequency (MHz)	Reading (dBuV)	Factor (dB/m)	Level (dBuV/m)	Limit (dBuV/m)	Margin (dB)	Detector
1	11219.458	39.82	14.68	54.50	74.00	-19.50	peak
2 *	11220.000	24.80	14.68	39.48	54.00	-14.52	AVG

Remarks:
1.Factor (dB/m) = Antenna Factor (dB/m)+Cable Factor (dB)-Pre-amplifier Factor
2.Margin value = Level -Limit value

For anti-fake verification, please visit the official website of China Inspection And Testing Society : yz.cnca.cn

Ant. No.	Ant 1 + Ant 2
Ant. Pol.	Horizontal
Test Mode:	TX 802.11ac(VHT160) Mode 5570MHz (U-NII-2C)
Remark:	No report for the emission which more than 20 dB below the prescribed limit.

No.	Frequency (MHz)	Reading (dBuV)	Factor (dB/m)	Level (dBuV/m)	Limit (dBuV/m)	Margin (dB)	Detector
1	11139.168	36.86	14.66	51.52	74.00	-22.48	peak
2 *	11139.348	24.36	14.66	39.02	54.00	-14.98	AVG

Remarks:
1.Factor (dB/m) = Antenna Factor (dB/m)+Cable Factor (dB)-Pre-amplifier Factor
2.Margin value = Level -Limit value

Ant. No.	Ant 1 + Ant 2
Ant. Pol.	Vertical
Test Mode:	TX 802.11ac(VHT160) Mode 5570MHz (U-NII-2C)
Remark:	No report for the emission which more than 20 dB below the prescribed limit.

No.	Frequency (MHz)	Reading (dBuV)	Factor (dB/m)	Level (dBuV/m)	Limit (dBuV/m)	Margin (dB)	Detector
1	11139.083	39.15	14.66	53.81	74.00	-20.19	peak
2 *	11140.687	24.51	14.66	39.17	54.00	-14.83	AVG

Remarks:
1.Factor (dB/m) = Antenna Factor (dB/m)+Cable Factor (dB)-Pre-amplifier Factor
2.Margin value = Level -Limit value

For anti-fake verification, please visit the official website of China Inspection And Testing Society : yz.cnca.cn

Ant. No.	Ant 1 + Ant 2
Ant. Pol.	Horizontal
Test Mode:	TX 802.11ax(HE20) Mode 5500MHz (U-NII-2C)
Remark:	No report for the emission which more than 20 dB below the prescribed limit.

No.	Frequency (MHz)	Reading (dBuV)	Factor (dB/m)	Level (dBuV/m)	Limit (dBuV/m)	Margin (dB)	Detector
1 *	11000.607	24.78	14.57	39.35	54.00	-14.65	AVG
2	11000.810	37.00	14.57	51.57	74.00	-22.43	peak

Remarks:
1.Factor (dB/m) = Antenna Factor (dB/m)+Cable Factor (dB)-Pre-amplifier Factor
2.Margin value = Level -Limit value

Ant. No.	Ant 1 + Ant 2
Ant. Pol.	Vertical
Test Mode:	TX 802.11ax(HE20) Mode 5500MHz (U-NII-2C)
Remark:	No report for the emission which more than 20 dB below the prescribed limit.

No.	Frequency (MHz)	Reading (dBuV)	Factor (dB/m)	Level (dBuV/m)	Limit (dBuV/m)	Margin (dB)	Detector
1	10999.459	39.52	14.57	54.09	74.00	-19.91	peak
2 *	11000.747	23.97	14.57	38.54	54.00	-15.46	AVG

Remarks:
1.Factor (dB/m) = Antenna Factor (dB/m)+Cable Factor (dB)-Pre-amplifier Factor
2.Margin value = Level -Limit value

For anti-fake verification, please visit the official website of China Inspection And Testing Society : yz.cnca.cn

Ant. No.	Ant 1 + Ant 2
Ant. Pol.	Horizontal
Test Mode:	TX 802.11ax(HE20) Mode 5580MHz (U-NII-2C)
Remark:	No report for the emission which more than 20 dB below the prescribed limit.

No.	Frequency (MHz)	Reading (dBuV)	Factor (dB/m)	Level (dBuV/m)	Limit (dBuV/m)	Margin (dB)	Detector
1 *	11159.100	25.23	14.66	39.89	54.00	-14.11	AVG
2	11160.132	37.51	14.66	52.17	74.00	-21.83	peak

Remarks:
1.Factor (dB/m) = Antenna Factor (dB/m)+Cable Factor (dB)-Pre-amplifier Factor
2.Margin value = Level -Limit value

Ant. No.	Ant 1 + Ant 2
Ant. Pol.	Vertical
Test Mode:	TX 802.11ax(HE20) Mode 5580MHz (U-NII-2C)
Remark:	No report for the emission which more than 20 dB below the prescribed limit.

No.	Frequency (MHz)	Reading (dBuV)	Factor (dB/m)	Level (dBuV/m)	Limit (dBuV/m)	Margin (dB)	Detector
1	11159.526	38.77	14.66	53.43	74.00	-20.57	peak
2 *	11160.851	24.72	14.66	39.38	54.00	-14.62	AVG

Remarks:
1.Factor (dB/m) = Antenna Factor (dB/m)+Cable Factor (dB)-Pre-amplifier Factor
2.Margin value = Level -Limit value

For anti-fake verification, please visit the official website of China Inspection And Testing Society : yz.cnca.cn

Ant. No.	Ant 1 + Ant 2
Ant. Pol.	Horizontal
Test Mode:	TX 802.11ax(HE20) Mode 5700MHz (U-NII-2C)
Remark:	No report for the emission which more than 20 dB below the prescribed limit.

No.	Frequency (MHz)	Reading (dBuV)	Factor (dB/m)	Level (dBuV/m)	Limit (dBuV/m)	Margin (dB)	Detector
1 *	11400.127	24.60	14.85	39.45	54.00	-14.55	AVG
2	11400.401	37.22	14.85	52.07	74.00	-21.93	peak

Remarks:
1.Factor (dB/m) = Antenna Factor (dB/m)+Cable Factor (dB)-Pre-amplifier Factor
2.Margin value = Level -Limit value

Ant. No.	Ant 1 + Ant 2
Ant. Pol.	Vertical
Test Mode:	TX 802.11ax(HE20) Mode 5700MHz (U-NII-2C)
Remark:	No report for the emission which more than 20 dB below the prescribed limit.

No.	Frequency (MHz)	Reading (dBuV)	Factor (dB/m)	Level (dBuV/m)	Limit (dBuV/m)	Margin (dB)	Detector
1 *	11399.992	23.76	14.85	38.61	54.00	-15.39	AVG
2	11400.028	38.37	14.85	53.22	74.00	-20.78	peak

Remarks:
1.Factor (dB/m) = Antenna Factor (dB/m)+Cable Factor (dB)-Pre-amplifier Factor
2.Margin value = Level -Limit value

For anti-fake verification, please visit the official website of China Inspection And Testing Society : yz.cnca.cn

Ant. No.	Ant 1 + Ant 2
Ant. Pol.	Horizontal
Test Mode:	TX 802.11ax(HE40) Mode 5510MHz (U-NII-2C)
Remark:	No report for the emission which more than 20 dB below the prescribed limit.

No.	Frequency (MHz)	Reading (dBuV)	Factor (dB/m)	Level (dBuV/m)	Limit (dBuV/m)	Margin (dB)	Detector
1 *	11019.101	25.04	14.59	39.63	54.00	-14.37	AVG
2	11020.224	37.70	14.59	52.29	74.00	-21.71	peak

Remarks:
1.Factor (dB/m) = Antenna Factor (dB/m)+Cable Factor (dB)-Pre-amplifier Factor
2.Margin value = Level -Limit value

Ant. No.	Ant 1 + Ant 2
Ant. Pol.	Vertical
Test Mode:	TX 802.11ax(HE40) Mode 5510MHz (U-NII-2C)
Remark:	No report for the emission which more than 20 dB below the prescribed limit.

No.	Frequency (MHz)	Reading (dBuV)	Factor (dB/m)	Level (dBuV/m)	Limit (dBuV/m)	Margin (dB)	Detector
1	11019.901	38.48	14.59	53.07	74.00	-20.93	peak
2 *	11019.945	24.38	14.59	38.97	54.00	-15.03	AVG

Remarks:
1.Factor (dB/m) = Antenna Factor (dB/m)+Cable Factor (dB)-Pre-amplifier Factor
2.Margin value = Level -Limit value

Ant. No.	Ant 1 + Ant 2
Ant. Pol.	Horizontal
Test Mode:	TX 802.11ax(HE40) Mode 5550MHz (U-NII-2C)
Remark:	No report for the emission which more than 20 dB below the prescribed limit.

No.	Frequency (MHz)	Reading (dBuV)	Factor (dB/m)	Level (dBuV/m)	Limit (dBuV/m)	Margin (dB)	Detector
1	11099.615	37.09	14.67	51.76	74.00	-22.24	peak
2 *	11100.695	24.83	14.67	39.50	54.00	-14.50	AVG

Remarks:
1.Factor (dB/m) = Antenna Factor (dB/m)+Cable Factor (dB)-Pre-amplifier Factor
2.Margin value = Level -Limit value

Ant. No.	Ant 1 + Ant 2
Ant. Pol.	Vertical
Test Mode:	TX 802.11ax(HE40) Mode 5550MHz (U-NII-2C)
Remark:	No report for the emission which more than 20 dB below the prescribed limit.

No.	Frequency (MHz)	Reading (dBuV)	Factor (dB/m)	Level (dBuV/m)	Limit (dBuV/m)	Margin (dB)	Detector
1 *	11099.881	23.94	14.67	38.61	54.00	-15.39	AVG
2	11100.558	39.49	14.67	54.16	74.00	-19.84	peak

Remarks:
1.Factor (dB/m) = Antenna Factor (dB/m)+Cable Factor (dB)-Pre-amplifier Factor
2.Margin value = Level -Limit value

For anti-fake verification, please visit the official website of China Inspection And Testing Society : yz.cnca.cn

Ant. No.	Ant 1 + Ant 2
Ant. Pol.	Horizontal
Test Mode:	TX 802.11ax(HE40) Mode 5670MHz (U-NII-2C)
Remark:	No report for the emission which more than 20 dB below the prescribed limit.

No.	Frequency (MHz)	Reading (dBuV)	Factor (dB/m)	Level (dBuV/m)	Limit (dBuV/m)	Margin (dB)	Detector
1	11339.729	36.26	14.80	51.06	74.00	-22.94	peak
2 *	11339.954	24.16	14.80	38.96	54.00	-15.04	AVG

Remarks:
1.Factor (dB/m) = Antenna Factor (dB/m)+Cable Factor (dB)-Pre-amplifier Factor
2.Margin value = Level -Limit value

Ant. No.	Ant 1 + Ant 2
Ant. Pol.	Vertical
Test Mode:	TX 802.11ax(HE40) Mode 5670MHz (U-NII-2C)
Remark:	No report for the emission which more than 20 dB below the prescribed limit.

No.	Frequency (MHz)	Reading (dBuV)	Factor (dB/m)	Level (dBuV/m)	Limit (dBuV/m)	Margin (dB)	Detector
1	11339.435	39.23	14.80	54.03	74.00	-19.97	peak
2 *	11340.357	24.14	14.80	38.94	54.00	-15.06	AVG

Remarks:
1.Factor (dB/m) = Antenna Factor (dB/m)+Cable Factor (dB)-Pre-amplifier Factor
2.Margin value = Level -Limit value

For anti-fake verification, please visit the official website of China Inspection And Testing Society : yz.cnca.cn

Ant. No.	Ant 1 + Ant 2
Ant. Pol.	Horizontal
Test Mode:	TX 802.11ax(HE80) Mode 5530MHz (U-NII-2C)
Remark:	No report for the emission which more than 20 dB below the prescribed limit.

No.	Frequency (MHz)	Reading (dBuV)	Factor (dB/m)	Level (dBuV/m)	Limit (dBuV/m)	Margin (dB)	Detector
1	11059.190	37.38	14.63	52.01	74.00	-21.99	peak
2 *	11059.809	25.04	14.63	39.67	54.00	-14.33	AVG

Remarks:
1.Factor (dB/m) = Antenna Factor (dB/m)+Cable Factor (dB)-Pre-amplifier Factor
2.Margin value = Level -Limit value

Ant. No.	Ant 1 + Ant 2
Ant. Pol.	Vertical
Test Mode:	TX 802.11ax(HE80) Mode 5530MHz (U-NII-2C)
Remark:	No report for the emission which more than 20 dB below the prescribed limit.

No.	Frequency (MHz)	Reading (dBuV)	Factor (dB/m)	Level (dBuV/m)	Limit (dBuV/m)	Margin (dB)	Detector
1	11060.351	39.23	14.63	53.86	74.00	-20.14	peak
2 *	11060.651	24.10	14.63	38.73	54.00	-15.27	AVG

Remarks:
1.Factor (dB/m) = Antenna Factor (dB/m)+Cable Factor (dB)-Pre-amplifier Factor
2.Margin value = Level -Limit value

For anti-fake verification, please visit the official website of China Inspection And Testing Society : yz.cnca.cn

Ant. No.	Ant 1 + Ant 2
Ant. Pol.	Horizontal
Test Mode:	TX 802.11ax(HE80) Mode 5610MHz (U-NII-2C)
Remark:	No report for the emission which more than 20 dB below the prescribed limit.

No.	Frequency (MHz)	Reading (dBuV)	Factor (dB/m)	Level (dBuV/m)	Limit (dBuV/m)	Margin (dB)	Detector
1	11219.356	37.65	14.68	52.33	74.00	-21.67	peak
2 *	11219.668	25.05	14.68	39.73	54.00	-14.27	AVG

Remarks:
1.Factor (dB/m) = Antenna Factor (dB/m)+Cable Factor (dB)-Pre-amplifier Factor
2.Margin value = Level -Limit value

Ant. No.	Ant 1 + Ant 2
Ant. Pol.	Vertical
Test Mode:	TX 802.11ax(HE80) Mode 5610MHz (U-NII-2C)
Remark:	No report for the emission which more than 20 dB below the prescribed limit.

No.	Frequency (MHz)	Reading (dBuV)	Factor (dB/m)	Level (dBuV/m)	Limit (dBuV/m)	Margin (dB)	Detector
1	11220.289	38.84	14.68	53.52	74.00	-20.48	peak
2 *	11220.815	24.95	14.68	39.63	54.00	-14.37	AVG

Remarks:
1.Factor (dB/m) = Antenna Factor (dB/m)+Cable Factor (dB)-Pre-amplifier Factor
2.Margin value = Level -Limit value

For anti-fake verification, please visit the official website of China Inspection And Testing Society : yz.cnca.cn

Ant. No.	Ant 1 + Ant 2
Ant. Pol.	Horizontal
Test Mode:	TX 802.11ax(HE160) Mode 5570MHz (U-NII-2C)
Remark:	No report for the emission which more than 20 dB below the prescribed limit.

No.	Frequency (MHz)	Reading (dBuV)	Factor (dB/m)	Level (dBuV/m)	Limit (dBuV/m)	Margin (dB)	Detector
1	11140.397	36.92	14.66	51.58	74.00	-22.42	peak
2 *	11140.650	24.40	14.66	39.06	54.00	-14.94	AVG

Remarks:
1.Factor (dB/m) = Antenna Factor (dB/m)+Cable Factor (dB)-Pre-amplifier Factor
2.Margin value = Level -Limit value

Ant. No.	Ant 1 + Ant 2
Ant. Pol.	Vertical
Test Mode:	TX 802.11ax(HE160) Mode 5570MHz (U-NII-2C)
Remark:	No report for the emission which more than 20 dB below the prescribed limit.

No.	Frequency (MHz)	Reading (dBuV)	Factor (dB/m)	Level (dBuV/m)	Limit (dBuV/m)	Margin (dB)	Detector
1	11139.481	39.76	14.66	54.42	74.00	-19.58	peak
2 *	11140.862	24.51	14.66	39.17	54.00	-14.83	AVG

Remarks:
1.Factor (dB/m) = Antenna Factor (dB/m)+Cable Factor (dB)-Pre-amplifier Factor
2.Margin value = Level -Limit value

For anti-fake verification, please visit the official website of China Inspection And Testing Society : yz.cnca.cn

Ant. No.	Ant 1
Ant. Pol.	Horizontal
Test Mode:	TX 802.11a Mode 5745MHz (U-NII-3)
Remark:	No report for the emission which more than 20 dB below the prescribed limit.

No.	Frequency (MHz)	Reading (dBuV)	Factor (dB/m)	Level (dBuV/m)	Limit (dBuV/m)	Margin (dB)	Detector
1	11489.788	36.85	14.94	51.79	74.00	-22.21	peak
2 *	11490.445	24.75	14.95	39.70	54.00	-14.30	AVG

Remarks:
1.Factor (dB/m) = Antenna Factor (dB/m)+Cable Factor (dB)-Pre-amplifier Factor
2.Margin value = Level -Limit value

Ant. No.	Ant 1
Ant. Pol.	Vertical
Test Mode:	TX 802.11a Mode 5745MHz (U-NII-3)
Remark:	No report for the emission which more than 20 dB below the prescribed limit.

No.	Frequency (MHz)	Reading (dBuV)	Factor (dB/m)	Level (dBuV/m)	Limit (dBuV/m)	Margin (dB)	Detector
1	11489.508	37.40	14.94	52.34	74.00	-21.66	peak
2 *	11489.791	24.84	14.94	39.78	54.00	-14.22	AVG

Remarks:
1.Factor (dB/m) = Antenna Factor (dB/m)+Cable Factor (dB)-Pre-amplifier Factor
2.Margin value = Level -Limit value

For anti-fake verification, please visit the official website of China Inspection And Testing Society : yz.cnca.cn

Ant. No.	Ant 1
Ant. Pol.	Horizontal
Test Mode:	TX 802.11a Mode 5785MHz (U-NII-3)
Remark:	No report for the emission which more than 20 dB below the prescribed limit.

No.	Frequency (MHz)	Reading (dBuV)	Factor (dB/m)	Level (dBuV/m)	Limit (dBuV/m)	Margin (dB)	Detector
1	11569.644	37.56	15.00	52.56	74.00	-21.44	peak
2 *	11569.862	24.89	15.00	39.89	54.00	-14.11	AVG

Remarks:
1.Factor (dB/m) = Antenna Factor (dB/m)+Cable Factor (dB)-Pre-amplifier Factor
2.Margin value = Level -Limit value

Ant. No.	Ant 1
Ant. Pol.	Vertical
Test Mode:	TX 802.11a Mode 5785MHz (U-NII-3)
Remark:	No report for the emission which more than 20 dB below the prescribed limit.

No.	Frequency (MHz)	Reading (dBuV)	Factor (dB/m)	Level (dBuV/m)	Limit (dBuV/m)	Margin (dB)	Detector
1 *	11570.657	24.68	15.01	39.69	54.00	-14.31	AVG
2	11570.763	36.94	15.01	51.95	74.00	-22.05	peak

Remarks:
1.Factor (dB/m) = Antenna Factor (dB/m)+Cable Factor (dB)-Pre-amplifier Factor
2.Margin value = Level -Limit value

For anti-fake verification, please visit the official website of China Inspection And Testing Society : yz.cnca.cn

Ant. No.	Ant 1
Ant. Pol.	Horizontal
Test Mode:	TX 802.11a Mode 5825MHz (U-NII-3)
Remark:	No report for the emission which more than 20 dB below the prescribed limit.

No.	Frequency (MHz)	Reading (dBuV)	Factor (dB/m)	Level (dBuV/m)	Limit (dBuV/m)	Margin (dB)	Detector
1 *	11649.065	24.52	15.01	39.53	54.00	-14.47	AVG
2	11650.181	37.48	15.03	52.51	74.00	-21.49	peak

Remarks:
1.Factor (dB/m) = Antenna Factor (dB/m)+Cable Factor (dB)-Pre-amplifier Factor
2.Margin value = Level -Limit value

Ant. No.	Ant 1
Ant. Pol.	Vertical
Test Mode:	TX 802.11a Mode 5825MHz (U-NII-3)
Remark:	No report for the emission which more than 20 dB below the prescribed limit.

No.	Frequency (MHz)	Reading (dBuV)	Factor (dB/m)	Level (dBuV/m)	Limit (dBuV/m)	Margin (dB)	Detector
1	11649.399	37.21	15.01	52.22	74.00	-21.78	peak
2 *	11649.400	24.57	15.01	39.58	54.00	-14.42	AVG

Remarks:
1.Factor (dB/m) = Antenna Factor (dB/m)+Cable Factor (dB)-Pre-amplifier Factor
2.Margin value = Level -Limit value

For anti-fake verification, please visit the official website of China Inspection And Testing Society : yz.cnca.cn

Ant. No.	Ant 1 + Ant 2
Ant. Pol.	Horizontal
Test Mode:	TX 802.11n(HT20) Mode 5745MHz (U-NII-3)
Remark:	No report for the emission which more than 20 dB below the prescribed limit.

No.	Frequency (MHz)	Reading (dBuV)	Factor (dB/m)	Level (dBuV/m)	Limit (dBuV/m)	Margin (dB)	Detector
1	11490.185	37.14	14.95	52.09	74.00	-21.91	peak
2 *	11490.693	24.77	14.95	39.72	54.00	-14.28	AVG

Remarks:
1.Factor (dB/m) = Antenna Factor (dB/m)+Cable Factor (dB)-Pre-amplifier Factor
2.Margin value = Level -Limit value

Ant. No.	Ant 1 + Ant 2
Ant. Pol.	Vertical
Test Mode:	TX 802.11n(HT20) Mode 5745MHz (U-NII-3)
Remark:	No report for the emission which more than 20 dB below the prescribed limit.

No.	Frequency (MHz)	Reading (dBuV)	Factor (dB/m)	Level (dBuV/m)	Limit (dBuV/m)	Margin (dB)	Detector
1	11489.031	37.68	14.93	52.61	74.00	-21.39	peak
2 *	11490.059	24.93	14.95	39.88	54.00	-14.12	AVG

Remarks:
1.Factor (dB/m) = Antenna Factor (dB/m)+Cable Factor (dB)-Pre-amplifier Factor
2.Margin value = Level -Limit value

For anti-fake verification, please visit the official website of China Inspection And Testing Society : yz.cnca.cn

Ant. No.	Ant 1 + Ant 2
Ant. Pol.	Horizontal
Test Mode:	TX 802.11n(HT20) Mode 5785MHz (U-NII-3)
Remark:	No report for the emission which more than 20 dB below the prescribed limit.

No.	Frequency (MHz)	Reading (dBuV)	Factor (dB/m)	Level (dBuV/m)	Limit (dBuV/m)	Margin (dB)	Detector
1	11569.117	36.84	15.00	51.84	74.00	-22.16	peak
2 *	11569.333	24.69	15.00	39.69	54.00	-14.31	AVG

Remarks:
1.Factor (dB/m) = Antenna Factor (dB/m)+Cable Factor (dB)-Pre-amplifier Factor
2.Margin value = Level -Limit value

Ant. No.	Ant 1 + Ant 2
Ant. Pol.	Vertical
Test Mode:	TX 802.11n(HT20) Mode 5785MHz (U-NII-3)
Remark:	No report for the emission which more than 20 dB below the prescribed limit.

No.	Frequency (MHz)	Reading (dBuV)	Factor (dB/m)	Level (dBuV/m)	Limit (dBuV/m)	Margin (dB)	Detector
1	11569.981	37.29	15.00	52.29	74.00	-21.71	peak
2 *	11570.812	24.68	15.01	39.69	54.00	-14.31	AVG

Remarks:
1.Factor (dB/m) = Antenna Factor (dB/m)+Cable Factor (dB)-Pre-amplifier Factor
2.Margin value = Level -Limit value

For anti-fake verification, please visit the official website of China Inspection And Testing Society : yz.cnca.cn

Ant. No.	Ant 1 + Ant 2
Ant. Pol.	Horizontal
Test Mode:	TX 802.11n(HT20) Mode 5825MHz (U-NII-3)
Remark:	No report for the emission which more than 20 dB below the prescribed limit.

No.	Frequency (MHz)	Reading (dBuV)	Factor (dB/m)	Level (dBuV/m)	Limit (dBuV/m)	Margin (dB)	Detector
1 *	11650.156	24.55	15.03	39.58	54.00	-14.42	AVG
2	11650.189	37.08	15.03	52.11	74.00	-21.89	peak

Remarks:
1.Factor (dB/m) = Antenna Factor (dB/m)+Cable Factor (dB)-Pre-amplifier Factor
2.Margin value = Level -Limit value

Ant. No.	Ant 1 + Ant 2
Ant. Pol.	Vertical
Test Mode:	TX 802.11n(HT20) Mode 5825MHz (U-NII-3)
Remark:	No report for the emission which more than 20 dB below the prescribed limit.

No.	Frequency (MHz)	Reading (dBuV)	Factor (dB/m)	Level (dBuV/m)	Limit (dBuV/m)	Margin (dB)	Detector
1 *	11649.172	24.47	15.01	39.48	54.00	-14.52	AVG
2	11650.811	36.83	15.03	51.86	74.00	-22.14	peak

Remarks:
1.Factor (dB/m) = Antenna Factor (dB/m)+Cable Factor (dB)-Pre-amplifier Factor
2.Margin value = Level -Limit value

For anti-fake verification, please visit the official website of China Inspection And Testing Society : yz.cnca.cn

Ant. No.	Ant 1 + Ant 2
Ant. Pol.	Horizontal
Test Mode:	TX 802.11n(HT40) Mode 5755MHz (U-NII-3)
Remark:	No report for the emission which more than 20 dB below the prescribed limit.

No.	Frequency (MHz)	Reading (dBuV)	Factor (dB/m)	Level (dBuV/m)	Limit (dBuV/m)	Margin (dB)	Detector
1 *	11510.659	24.82	14.96	39.78	54.00	-14.22	AVG
2	11510.795	37.01	14.96	51.97	74.00	-22.03	peak

Remarks:
1.Factor (dB/m) = Antenna Factor (dB/m)+Cable Factor (dB)-Pre-amplifier Factor
2.Margin value = Level -Limit value

Ant. No.	Ant 1 + Ant 2
Ant. Pol.	Vertical
Test Mode:	TX 802.11n(HT40) Mode 5755MHz (U-NII-3)
Remark:	No report for the emission which more than 20 dB below the prescribed limit.

No.	Frequency (MHz)	Reading (dBuV)	Factor (dB/m)	Level (dBuV/m)	Limit (dBuV/m)	Margin (dB)	Detector
1	11509.386	37.06	14.95	52.01	74.00	-21.99	peak
2 *	11509.652	24.76	14.95	39.71	54.00	-14.29	AVG

Remarks:
1.Factor (dB/m) = Antenna Factor (dB/m)+Cable Factor (dB)-Pre-amplifier Factor
2.Margin value = Level -Limit value

For anti-fake verification, please visit the official website of China Inspection And Testing Society : yz.cnca.cn

Ant. No.	Ant 1 + Ant 2
Ant. Pol.	Horizontal
Test Mode:	TX 802.11n(HT40) Mode 5795MHz (U-NII-3)
Remark:	No report for the emission which more than 20 dB below the prescribed limit.

No.	Frequency (MHz)	Reading (dBuV)	Factor (dB/m)	Level (dBuV/m)	Limit (dBuV/m)	Margin (dB)	Detector
1 *	11589.875	24.55	15.02	39.57	54.00	-14.43	AVG
2	11589.992	37.15	15.02	52.17	74.00	-21.83	peak

Remarks:
1.Factor (dB/m) = Antenna Factor (dB/m)+Cable Factor (dB)-Pre-amplifier Factor
2.Margin value = Level -Limit value

Ant. No.	Ant 1 + Ant 2
Ant. Pol.	Vertical
Test Mode:	TX 802.11n(HT40) Mode 5795MHz (U-NII-3)
Remark:	No report for the emission which more than 20 dB below the prescribed limit.

No.	Frequency (MHz)	Reading (dBuV)	Factor (dB/m)	Level (dBuV/m)	Limit (dBuV/m)	Margin (dB)	Detector
1 *	11589.277	24.59	15.02	39.61	54.00	-14.39	AVG
2	11590.549	37.14	15.03	52.17	74.00	-21.83	peak

Remarks:
1.Factor (dB/m) = Antenna Factor (dB/m)+Cable Factor (dB)-Pre-amplifier Factor
2.Margin value = Level -Limit value

For anti-fake verification, please visit the official website of China Inspection And Testing Society : yz.cnca.cn

Ant. No.	Ant 1 + Ant 2
Ant. Pol.	Horizontal
Test Mode:	TX 802.11ac(VHT80) Mode 5775MHz (U-NII-3)
Remark:	No report for the emission which more than 20 dB below the prescribed limit.

No.	Frequency (MHz)	Reading (dBuV)	Factor (dB/m)	Level (dBuV/m)	Limit (dBuV/m)	Margin (dB)	Detector
1 *	11549.647	24.57	14.98	39.55	54.00	-14.45	AVG
2	11550.621	37.60	15.00	52.60	74.00	-21.40	peak

Remarks:
1.Factor (dB/m) = Antenna Factor (dB/m)+Cable Factor (dB)-Pre-amplifier Factor
2.Margin value = Level -Limit value

Ant. No.	Ant 1 + Ant 2
Ant. Pol.	Vertical
Test Mode:	TX 802.11ac(VHT80) Mode 5775MHz (U-NII-3)
Remark:	No report for the emission which more than 20 dB below the prescribed limit.

No.	Frequency (MHz)	Reading (dBuV)	Factor (dB/m)	Level (dBuV/m)	Limit (dBuV/m)	Margin (dB)	Detector
1	11549.641	37.19	14.98	52.17	74.00	-21.83	peak
2 *	11550.567	24.59	15.00	39.59	54.00	-14.41	AVG

Remarks:
1.Factor (dB/m) = Antenna Factor (dB/m)+Cable Factor (dB)-Pre-amplifier Factor
2.Margin value = Level -Limit value

For anti-fake verification, please visit the official website of China Inspection And Testing Society : yz.cnca.cn

Ant. No.	Ant 1 + Ant 2
Ant. Pol.	Horizontal
Test Mode:	TX 802.11ax(HE20) Mode 5745MHz (U-NII-3)
Remark:	No report for the emission which more than 20 dB below the prescribed limit.

No.	Frequency (MHz)	Reading (dBuV)	Factor (dB/m)	Level (dBuV/m)	Limit (dBuV/m)	Margin (dB)	Detector
1 *	11489.131	24.67	14.94	39.61	54.00	-14.39	AVG
2	11489.601	37.25	14.94	52.19	74.00	-21.81	peak

Remarks:
1.Factor (dB/m) = Antenna Factor (dB/m)+Cable Factor (dB)-Pre-amplifier Factor
2.Margin value = Level -Limit value

Ant. No.	Ant 1 + Ant 2
Ant. Pol.	Vertical
Test Mode:	TX 802.11ax(HE20) Mode 5745MHz (U-NII-3)
Remark:	No report for the emission which more than 20 dB below the prescribed limit.

No.	Frequency (MHz)	Reading (dBuV)	Factor (dB/m)	Level (dBuV/m)	Limit (dBuV/m)	Margin (dB)	Detector
1 *	11489.445	24.81	14.94	39.75	54.00	-14.25	AVG
2	11489.584	37.06	14.94	52.00	74.00	-22.00	peak

Remarks:
1.Factor (dB/m) = Antenna Factor (dB/m)+Cable Factor (dB)-Pre-amplifier Factor
2.Margin value = Level -Limit value

For anti-fake verification, please visit the official website of China Inspection And Testing Society : yz.cnca.cn

Ant. No.	Ant 1 + Ant 2
Ant. Pol.	Horizontal
Test Mode:	TX 802.11ax(HE20) Mode 5785MHz (U-NII-3)
Remark:	No report for the emission which more than 20 dB below the prescribed limit.

No.	Frequency (MHz)	Reading (dBuV)	Factor (dB/m)	Level (dBuV/m)	Limit (dBuV/m)	Margin (dB)	Detector
1 *	11569.415	24.65	15.00	39.65	54.00	-14.35	AVG
2	11569.979	36.81	15.00	51.81	74.00	-22.19	peak

Remarks:
1.Factor (dB/m) = Antenna Factor (dB/m)+Cable Factor (dB)-Pre-amplifier Factor
2.Margin value = Level -Limit value

Ant. No.	Ant 1 + Ant 2
Ant. Pol.	Vertical
Test Mode:	TX 802.11ax(HE20) Mode 5785MHz (U-NII-3)
Remark:	No report for the emission which more than 20 dB below the prescribed limit.

No.	Frequency (MHz)	Reading (dBuV)	Factor (dB/m)	Level (dBuV/m)	Limit (dBuV/m)	Margin (dB)	Detector
1 *	11569.195	24.64	15.00	39.64	54.00	-14.36	AVG
2	11569.730	38.17	15.00	53.17	74.00	-20.83	peak

Remarks:
1.Factor (dB/m) = Antenna Factor (dB/m)+Cable Factor (dB)-Pre-amplifier Factor
2.Margin value = Level -Limit value

For anti-fake verification, please visit the official website of China Inspection And Testing Society : yz.cnca.cn

Ant. No.	Ant 1 + Ant 2
Ant. Pol.	Horizontal
Test Mode:	TX 802.11ax(HE20) Mode 5825MHz (U-NII-3)
Remark:	No report for the emission which more than 20 dB below the prescribed limit.

No.	Frequency (MHz)	Reading (dBuV)	Factor (dB/m)	Level (dBuV/m)	Limit (dBuV/m)	Margin (dB)	Detector
1 *	11649.956	24.59	15.01	39.60	54.00	-14.40	AVG
2	11650.163	37.42	15.03	52.45	74.00	-21.55	peak

Remarks:
1.Factor (dB/m) = Antenna Factor (dB/m)+Cable Factor (dB)-Pre-amplifier Factor
2.Margin value = Level -Limit value

Ant. No.	Ant 1 + Ant 2
Ant. Pol.	Vertical
Test Mode:	TX 802.11ax(HE20) Mode 5825MHz (U-NII-3)
Remark:	No report for the emission which more than 20 dB below the prescribed limit.

No.	Frequency (MHz)	Reading (dBuV)	Factor (dB/m)	Level (dBuV/m)	Limit (dBuV/m)	Margin (dB)	Detector
1 *	11649.565	24.65	15.01	39.66	54.00	-14.34	AVG
2	11649.823	37.30	15.01	52.31	74.00	-21.69	peak

Remarks:
1.Factor (dB/m) = Antenna Factor (dB/m)+Cable Factor (dB)-Pre-amplifier Factor
2.Margin value = Level -Limit value

For anti-fake verification, please visit the official website of China Inspection And Testing Society : yz.cnca.cn

Ant. No.	Ant 1 + Ant 2
Ant. Pol.	Horizontal
Test Mode:	TX 802.11ax(HE40) Mode 5755MHz (U-NII-3)
Remark:	No report for the emission which more than 20 dB below the prescribed limit.

No.	Frequency (MHz)	Reading (dBuV)	Factor (dB/m)	Level (dBuV/m)	Limit (dBuV/m)	Margin (dB)	Detector
1 *	11509.649	24.69	14.95	39.64	54.00	-14.36	AVG
2	11510.127	37.19	14.96	52.15	74.00	-21.85	peak

Remarks:
1.Factor (dB/m) = Antenna Factor (dB/m)+Cable Factor (dB)-Pre-amplifier Factor
2.Margin value = Level -Limit value

Ant. No.	Ant 1 + Ant 2
Ant. Pol.	Vertical
Test Mode:	TX 802.11ax(HE40) Mode 5755MHz (U-NII-3)
Remark:	No report for the emission which more than 20 dB below the prescribed limit.

No.	Frequency (MHz)	Reading (dBuV)	Factor (dB/m)	Level (dBuV/m)	Limit (dBuV/m)	Margin (dB)	Detector
1	11509.484	37.05	14.95	52.00	74.00	-22.00	peak
2 *	11510.155	24.67	14.96	39.63	54.00	-14.37	AVG

Remarks:
1.Factor (dB/m) = Antenna Factor (dB/m)+Cable Factor (dB)-Pre-amplifier Factor
2.Margin value = Level -Limit value

For anti-fake verification, please visit the official website of China Inspection And Testing Society : yz.cnca.cn

Ant. No.	Ant 1 + Ant 2
Ant. Pol.	Horizontal
Test Mode:	TX 802.11ax(HE40) Mode 5795MHz (U-NII-3)
Remark:	No report for the emission which more than 20 dB below the prescribed limit.

No.	Frequency (MHz)	Reading (dBuV)	Factor (dB/m)	Level (dBuV/m)	Limit (dBuV/m)	Margin (dB)	Detector
1 *	11589.125	24.52	15.02	39.54	54.00	-14.46	AVG
2	11590.028	36.44	15.03	51.47	74.00	-22.53	peak

Remarks:
1.Factor (dB/m) = Antenna Factor (dB/m)+Cable Factor (dB)-Pre-amplifier Factor
2.Margin value = Level -Limit value

Ant. No.	Ant 1 + Ant 2
Ant. Pol.	Vertical
Test Mode:	TX 802.11ax(HE40) Mode 5795MHz (U-NII-3)
Remark:	No report for the emission which more than 20 dB below the prescribed limit.

No.	Frequency (MHz)	Reading (dBuV)	Factor (dB/m)	Level (dBuV/m)	Limit (dBuV/m)	Margin (dB)	Detector
1	11589.133	37.59	15.02	52.61	74.00	-21.39	peak
2 *	11590.039	24.50	15.03	39.53	54.00	-14.47	AVG

Remarks:
1.Factor (dB/m) = Antenna Factor (dB/m)+Cable Factor (dB)-Pre-amplifier Factor
2.Margin value = Level -Limit value

For anti-fake verification, please visit the official website of China Inspection And Testing Society : yz.cnca.cn

Ant. No.	Ant 1 + Ant 2
Ant. Pol.	Horizontal
Test Mode:	TX 802.11ax(HE80) Mode 5775MHz (U-NII-3)
Remark:	No report for the emission which more than 20 dB below the prescribed limit.

No.	Frequency (MHz)	Reading (dBuV)	Factor (dB/m)	Level (dBuV/m)	Limit (dBuV/m)	Margin (dB)	Detector
1	11549.493	37.22	14.98	52.20	74.00	-21.80	peak
2 *	11550.793	24.48	15.00	39.48	54.00	-14.52	AVG

Remarks:
1.Factor (dB/m) = Antenna Factor (dB/m)+Cable Factor (dB)-Pre-amplifier Factor
2.Margin value = Level -Limit value

Ant. No.	Ant 1 + Ant 2
Ant. Pol.	Vertical
Test Mode:	TX 802.11ax(HE80) Mode 5775MHz (U-NII-3)
Remark:	No report for the emission which more than 20 dB below the prescribed limit.

No.	Frequency (MHz)	Reading (dBuV)	Factor (dB/m)	Level (dBuV/m)	Limit (dBuV/m)	Margin (dB)	Detector
1	11549.655	36.82	14.98	51.80	74.00	-22.20	peak
2 *	11549.763	24.59	14.98	39.57	54.00	-14.43	AVG

Remarks:
1.Factor (dB/m) = Antenna Factor (dB/m)+Cable Factor (dB)-Pre-amplifier Factor
2.Margin value = Level -Limit value

For anti-fake verification, please visit the official website of China Inspection And Testing Society : yz.cnca.cn

3.3. Band Edge Emissions

Limit

Limits of unwanted emission out of the restricted bands

FCC CFR Title 47 Part 15 Subpart E Section 15. 407(b)

Frequency (MHz)	EIRP Limits (dBm)	Equivalent Field Strength at 3m (dBμV/m)
5150~5250	-27	68.2
5250~5350	-27	68.2
5470~5725	-27	68.2
5725~5825	-27 (Note 2)	68.2
	10 (Note 2)	105.2
	15.6 (Note 2)	110.8
	27 (Note 2)	122.2

Note:
1. The following formula is used to convert the equipment isotropic radiated power (eirp) to field strength: $E=\frac{1000000\sqrt{30P}}{3}$ μV/m, where P is the eirp (Watts).
2. According to FCC 16-24, all emissions shall be limited to a level of -27 dBm/MHz at 75 MHz or more above or below the band edge increasing linearly to 10 dBm/MHz at 25 MHz above or below the band edge, and from 25MHz above or below the band edge increasing linearly to a level of 15.6 dBm/MHz at 5 MHz above or below the band edge, and from 5 MHz above or below the band edge increasing linearly to a level of 27dBm/MHz at the band edge.

Test Configuration

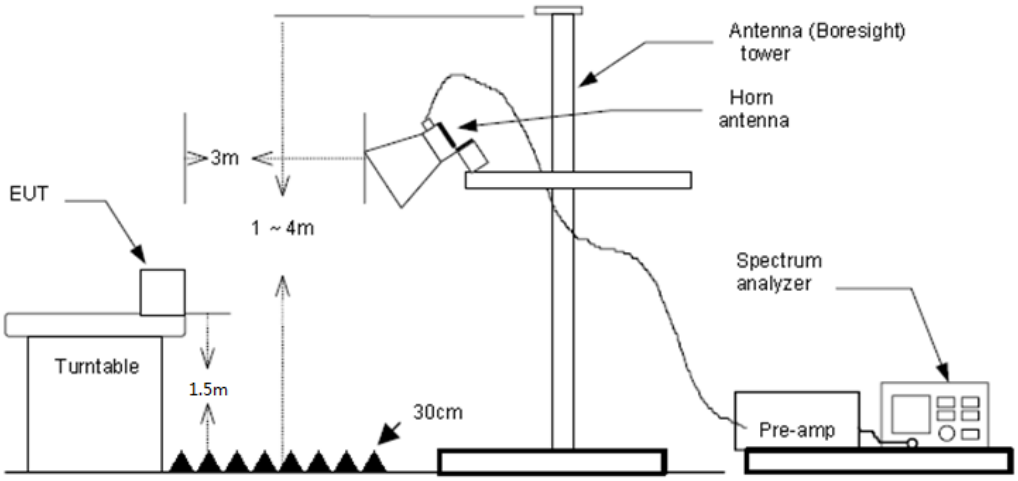

For anti-fake verification, please visit the official website of China Inspection And Testing Society : yz.cnca.cn

Test Procedure

1. The EUT was setup and tested according to ANSI C63.10:2013 requirements.
2. The EUT is placed on a turn table which is 1.5 meter above ground. The turn table is rotated 360 degrees to determine the position of the maximum emission level.
3. The EUT was positioned such that the distance from antenna to the EUT was 3 meters.
4. The antenna is scanned from 1 meter to 4 meters to find out the maximum emission level. This is repeated for both horizontal and vertical polarization of the antenna. In order to find the maximum emission, all of the interface cables were manipulated according to ANSI C63.10:2013 on radiated measurement.
5. The receiver set as follow:

RBW=1MHz, VBW=3MHz Peak detector for Peak value.
RBW=1MHz, VBW see note 1 with Peak Detector for Average Value.

Note 1: For measurements above 1 GHz the resolution bandwidth is set to 1 MHz, then the video bandwidth is set to 3 MHz for peak measurements and 1 MHz resolution bandwidth with 1/T video bandwidth with peak detector for average measurements. For the Duty Cycle please refer to clause Duty Cycle.

Test Mode

Please refer to the clause 2.4.

For anti-fake verification, please visit the official website of China Inspection And Testing Society : yz.cnca.cn

Test Result

Note: 1. Pre-scan both 4500-5150MHz, 5350-5460MHz were investigated, report only shows the test data for worst case.

2. Pre-scan all antenna, only show the test data for worse case antenna on the test report.

Ant. No.	Ant 1
Ant. Pol.	Horizontal
Test Mode:	TX 802.11a Mode 5180MHz (U-NII-1)

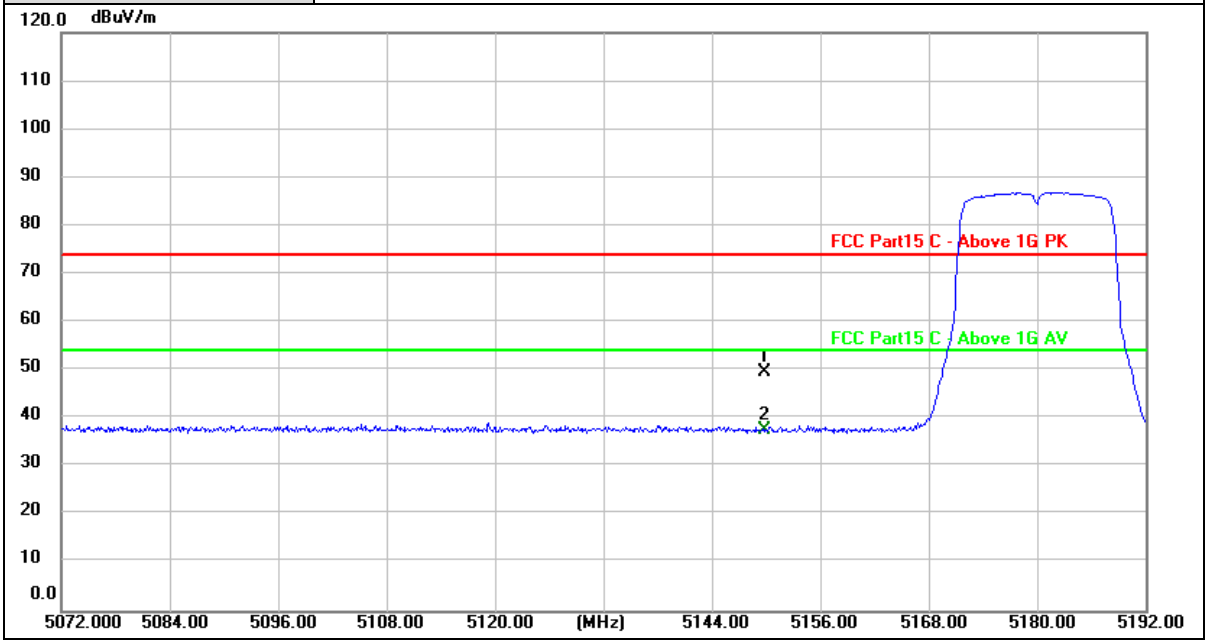

No.	Frequency (MHz)	Reading (dBuV)	Factor (dB/m)	Level (dBuV/m)	Limit (dBuV/m)	Margin (dB)	Detector
1	5150.000	12.43	37.23	49.66	74.00	-24.34	peak
2 *	5150.000	0.31	37.23	37.54	54.00	-16.46	AVG

Remarks:
1.Factor (dB/m) = Antenna Factor (dB/m)+Cable Factor (dB)-Pre-amplifier Factor
2.Margin value = Level -Limit value

For anti-fake verification, please visit the official website of China Inspection And Testing Society : yz.cnca.cn

Ant. No.	Ant 1
Ant. Pol.	Vertical
Test Mode:	TX 802.11a Mode 5180MHz (U-NII-1)

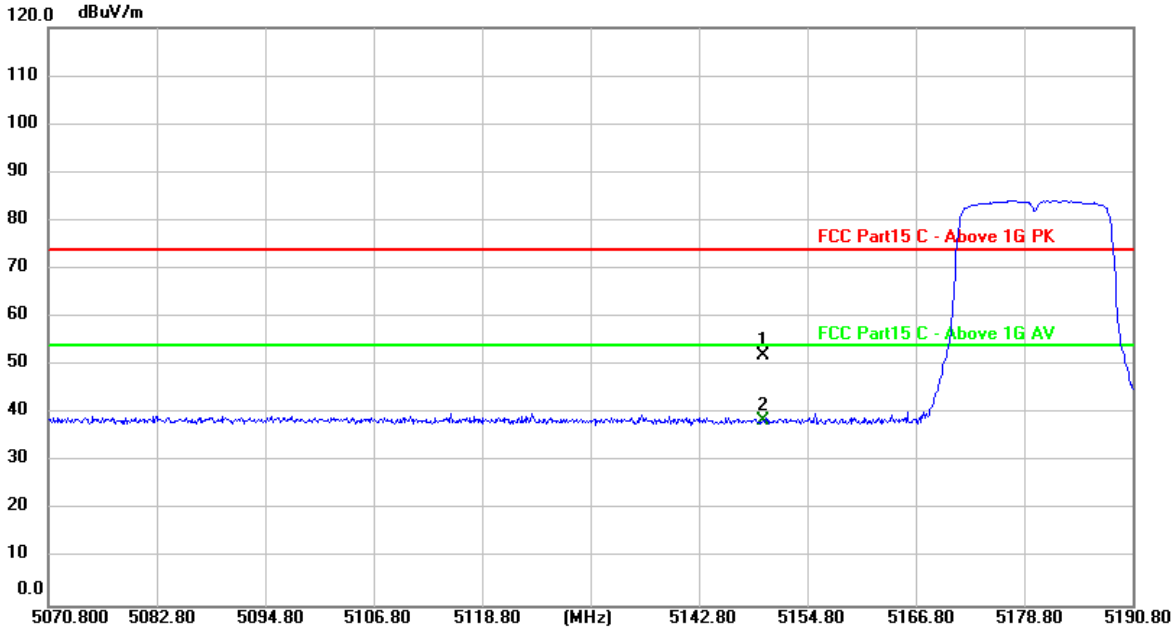

No.	Frequency (MHz)	Reading (dBuV)	Factor (dB/m)	Level (dBuV/m)	Limit (dBuV/m)	Margin (dB)	Detector
1	5150.000	14.96	37.23	52.19	74.00	-21.81	peak
2 *	5150.000	1.31	37.23	38.54	54.00	-15.46	AVG

Remarks:
1.Factor (dB/m) = Antenna Factor (dB/m)+Cable Factor (dB)-Pre-amplifier Factor
2.Margin value = Level -Limit value

For anti-fake verification, please visit the official website of China Inspection And Testing Society : yz.cnca.cn

Ant. No.	Ant 1
Ant. Pol.	Horizontal
Test Mode:	TX 802.11a Mode 5320MHz (U-NII-2A)

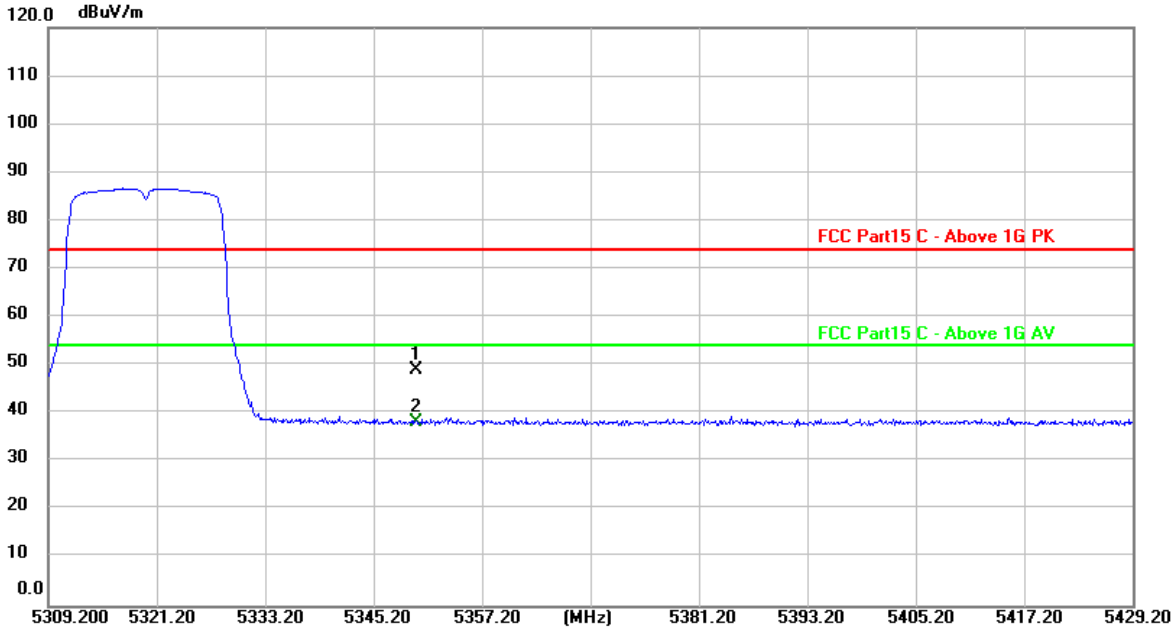

No.	Frequency (MHz)	Reading (dBuV)	Factor (dB/m)	Level (dBuV/m)	Limit (dBuV/m)	Margin (dB)	Detector
1	5350.000	11.62	37.43	49.05	74.00	-24.95	peak
2 *	5350.000	0.67	37.43	38.10	54.00	-15.90	AVG

Remarks:
1.Factor (dB/m) = Antenna Factor (dB/m)+Cable Factor (dB)-Pre-amplifier Factor
2.Margin value = Level -Limit value

For anti-fake verification, please visit the official website of China Inspection And Testing Society : yz.cnca.cn

Ant. No.	Ant 1
Ant. Pol.	Vertical
Test Mode:	TX 802.11a Mode 5320MHz (U-NII-2A)

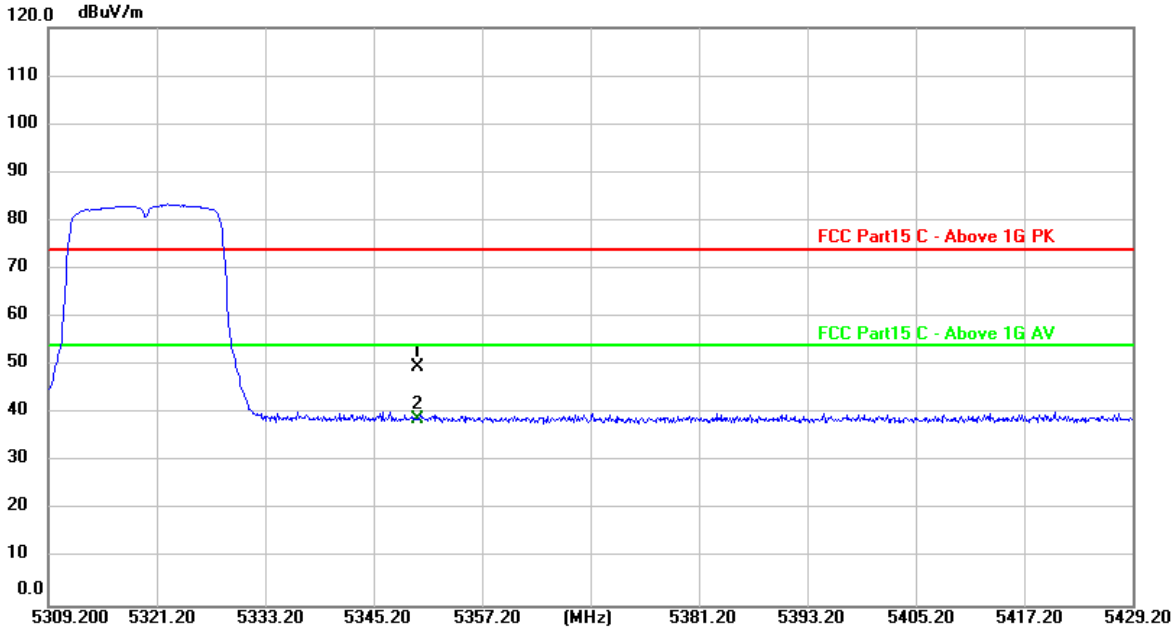

No.	Frequency (MHz)	Reading (dBuV)	Factor (dB/m)	Level (dBuV/m)	Limit (dBuV/m)	Margin (dB)	Detector
1	5350.000	12.34	37.43	49.77	74.00	-24.23	peak
2 *	5350.000	1.37	37.43	38.80	54.00	-15.20	AVG

Remarks:
1.Factor (dB/m) = Antenna Factor (dB/m)+Cable Factor (dB)-Pre-amplifier Factor
2.Margin value = Level -Limit value

For anti-fake verification, please visit the official website of China Inspection And Testing Society : yz.cnca.cn

Ant. No.	Ant 1 + Ant 2
Ant. Pol.	Horizontal
Test Mode:	TX 802.11n(HT20) Mode 5180MHz (U-NII-1)

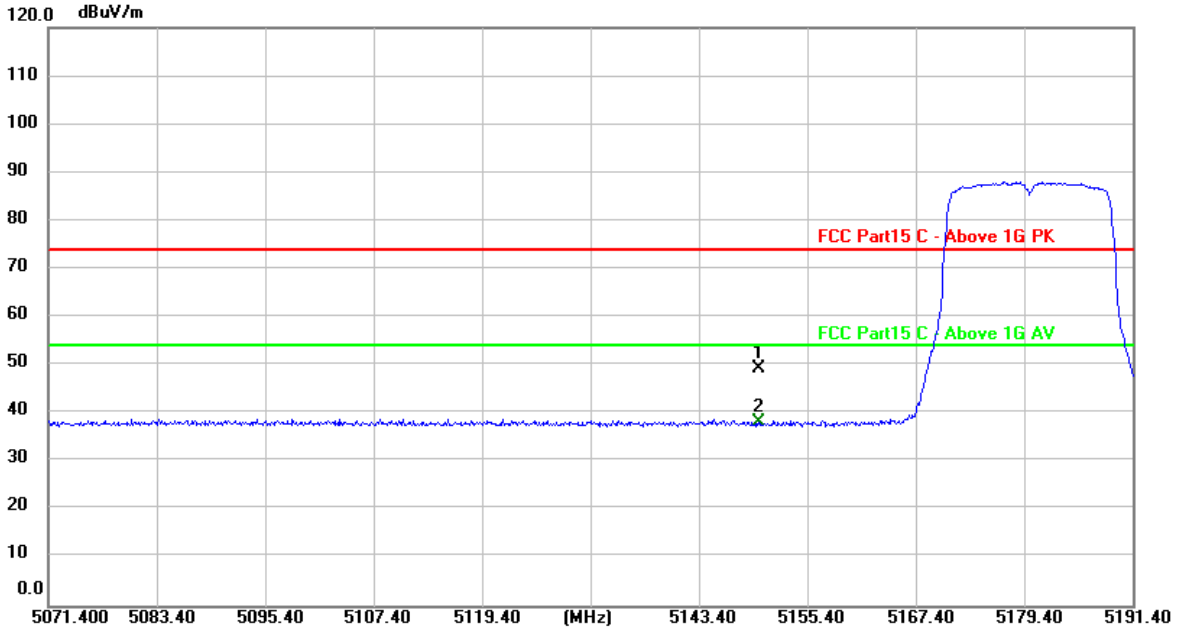

No.	Frequency (MHz)	Reading (dBuV)	Factor (dB/m)	Level (dBuV/m)	Limit (dBuV/m)	Margin (dB)	Detector
1	5150.000	12.16	37.23	49.39	74.00	-24.61	peak
2 *	5150.000	1.06	37.23	38.29	54.00	-15.71	AVG

Remarks:
1.Factor (dB/m) = Antenna Factor (dB/m)+Cable Factor (dB)-Pre-amplifier Factor
2.Margin value = Level -Limit value

For anti-fake verification, please visit the official website of China Inspection And Testing Society : yz.cnca.cn

Ant. No.	Ant 1 + Ant 2
Ant. Pol.	Vertical
Test Mode:	TX 802.11n(HT20) Mode 5180MHz (U-NII-1)

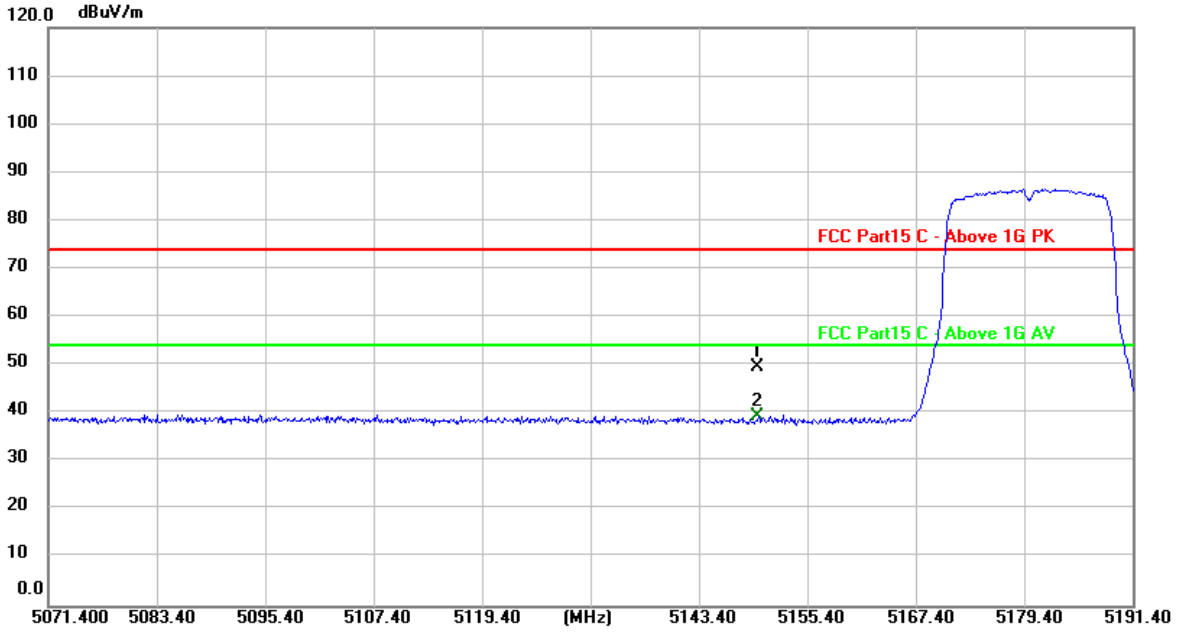

No.	Frequency (MHz)	Reading (dBuV)	Factor (dB/m)	Level (dBuV/m)	Limit (dBuV/m)	Margin (dB)	Detector
1	5150.000	12.49	37.23	49.72	74.00	-24.28	peak
2 *	5150.000	2.08	37.23	39.31	54.00	-14.69	AVG

Remarks:
1.Factor (dB/m) = Antenna Factor (dB/m)+Cable Factor (dB)-Pre-amplifier Factor
2.Margin value = Level -Limit value

For anti-fake verification, please visit the official website of China Inspection And Testing Society : yz.cnca.cn

Ant. No.	Ant 1 + Ant 2
Ant. Pol.	Horizontal
Test Mode:	TX 802.11n(HT20) Mode 5320MHz (U-NII-2A)

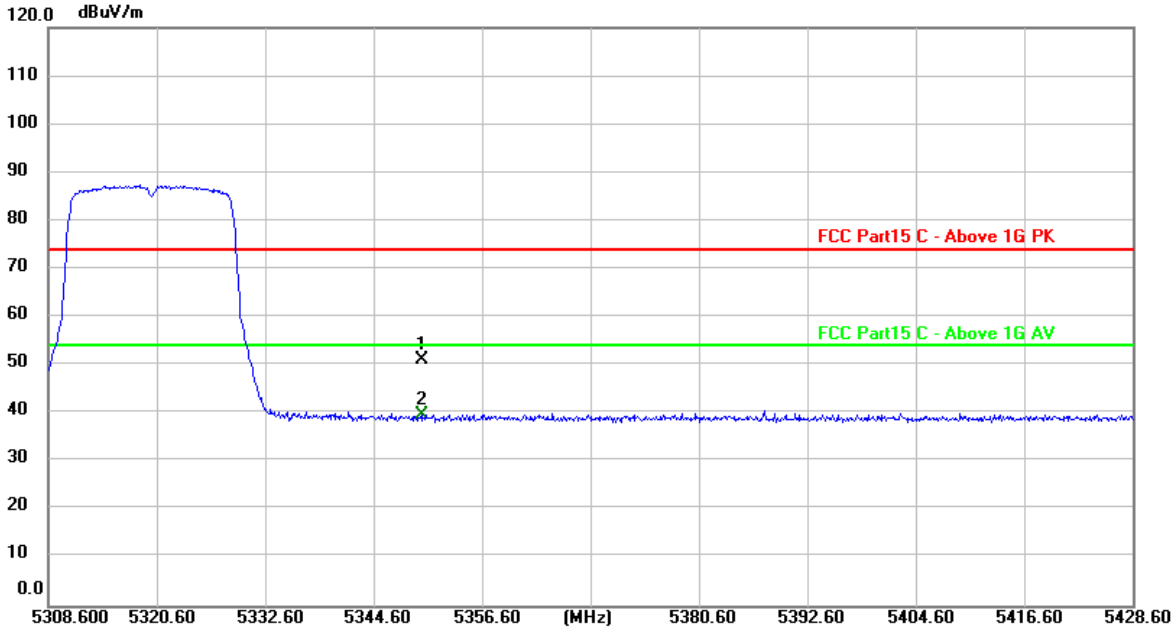

No.	Frequency (MHz)	Reading (dBuV)	Factor (dB/m)	Level (dBuV/m)	Limit (dBuV/m)	Margin (dB)	Detector
1	5350.000	13.70	37.43	51.13	74.00	-22.87	peak
2 *	5350.000	2.28	37.43	39.71	54.00	-14.29	AVG

Remarks:
1.Factor (dB/m) = Antenna Factor (dB/m)+Cable Factor (dB)-Pre-amplifier Factor
2.Margin value = Level -Limit value

For anti-fake verification, please visit the official website of China Inspection And Testing Society : yz.cnca.cn

Ant. No.	Ant 1 + Ant 2
Ant. Pol.	Vertical
Test Mode:	TX 802.11n(HT20) Mode 5320MHz (U-NII-2A)

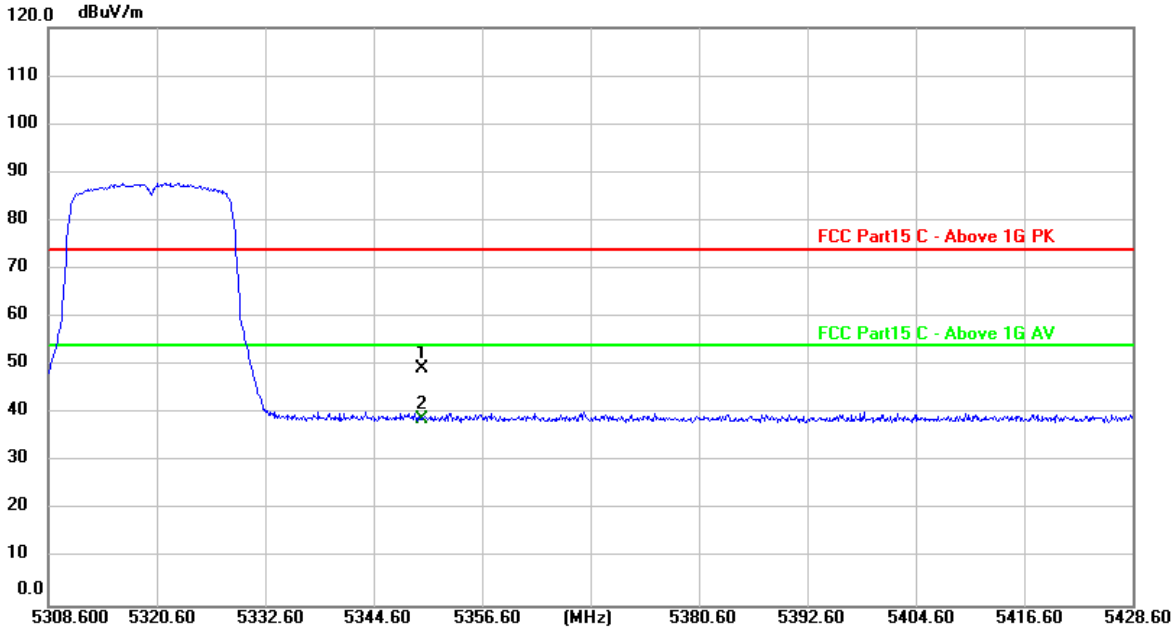

No.	Frequency (MHz)	Reading (dBuV)	Factor (dB/m)	Level (dBuV/m)	Limit (dBuV/m)	Margin (dB)	Detector
1	5350.000	11.90	37.43	49.33	74.00	-24.67	peak
2 *	5350.000	1.33	37.43	38.76	54.00	-15.24	AVG

Remarks:
1.Factor (dB/m) = Antenna Factor (dB/m)+Cable Factor (dB)-Pre-amplifier Factor
2.Margin value = Level -Limit value

For anti-fake verification, please visit the official website of China Inspection And Testing Society : yz.cnca.cn

Ant. No.	Ant 1 + Ant 2
Ant. Pol.	Horizontal
Test Mode:	TX 802.11n(HT40) Mode 5190MHz (U-NII-1)

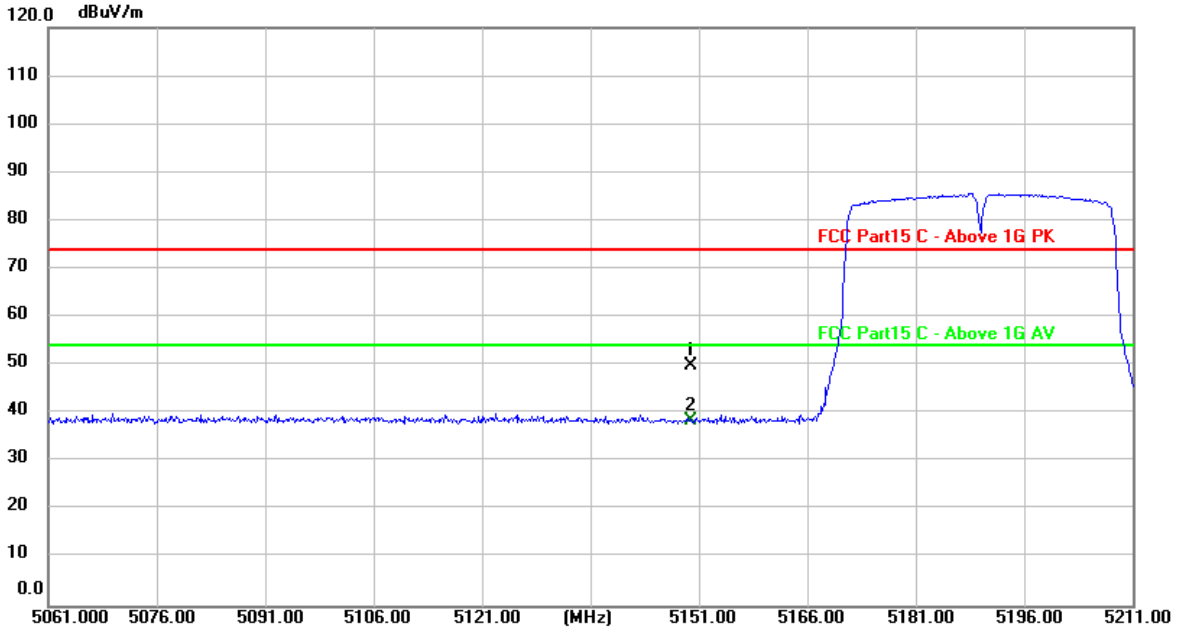

No.	Frequency (MHz)	Reading (dBuV)	Factor (dB/m)	Level (dBuV/m)	Limit (dBuV/m)	Margin (dB)	Detector
1	5150.000	12.60	37.23	49.83	74.00	-24.17	peak
2 *	5150.000	1.28	37.23	38.51	54.00	-15.49	AVG

Remarks:
1.Factor (dB/m) = Antenna Factor (dB/m)+Cable Factor (dB)-Pre-amplifier Factor
2.Margin value = Level -Limit value

For anti-fake verification, please visit the official website of China Inspection And Testing Society : yz.cnca.cn

Ant. No.	Ant 1 + Ant 2
Ant. Pol.	Vertical
Test Mode:	TX 802.11n(HT40) Mode 5190MHz (U-NII-1)

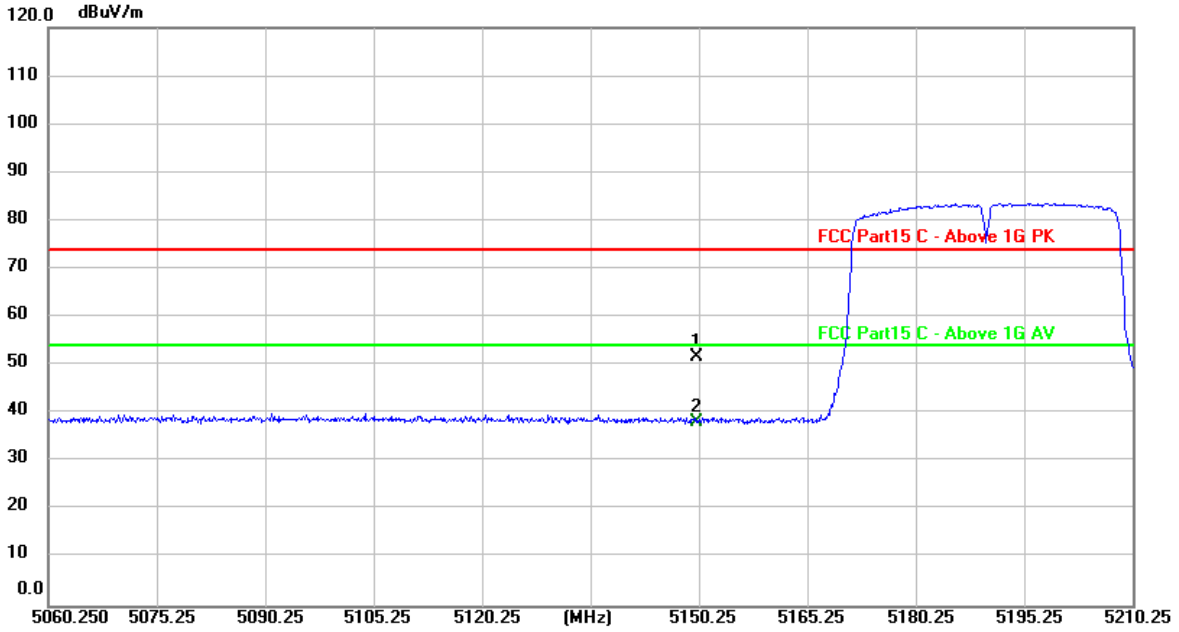

No.	Frequency (MHz)	Reading (dBuV)	Factor (dB/m)	Level (dBuV/m)	Limit (dBuV/m)	Margin (dB)	Detector
1	5150.000	14.46	37.23	51.69	74.00	-22.31	peak
2 *	5150.000	1.15	37.23	38.38	54.00	-15.62	AVG

Remarks:
1.Factor (dB/m) = Antenna Factor (dB/m)+Cable Factor (dB)-Pre-amplifier Factor
2.Margin value = Level -Limit value

For anti-fake verification, please visit the official website of China Inspection And Testing Society : yz.cnca.cn

Ant. No.	Ant 1 + Ant 2
Ant. Pol.	Horizontal
Test Mode:	TX 802.11n(HT40) Mode 5310MHz (U-NII-2A)

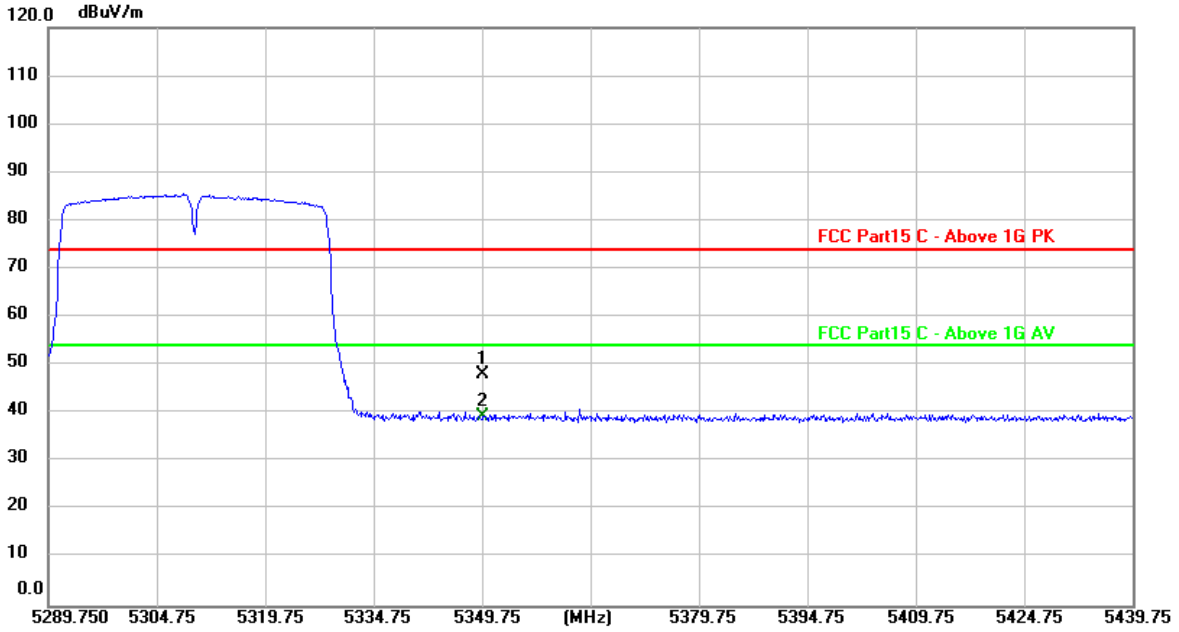

No.	Frequency (MHz)	Reading (dBuV)	Factor (dB/m)	Level (dBuV/m)	Limit (dBuV/m)	Margin (dB)	Detector
1	5350.000	10.75	37.43	48.18	74.00	-25.82	peak
2 *	5350.000	2.04	37.43	39.47	54.00	-14.53	AVG

Remarks:
1.Factor (dB/m) = Antenna Factor (dB/m)+Cable Factor (dB)-Pre-amplifier Factor
2.Margin value = Level -Limit value

For anti-fake verification, please visit the official website of China Inspection And Testing Society : yz.cnca.cn

Ant. No.	Ant 1 + Ant 2
Ant. Pol.	Vertical
Test Mode:	TX 802.11n(HT40) Mode 5310MHz (U-NII-2A)

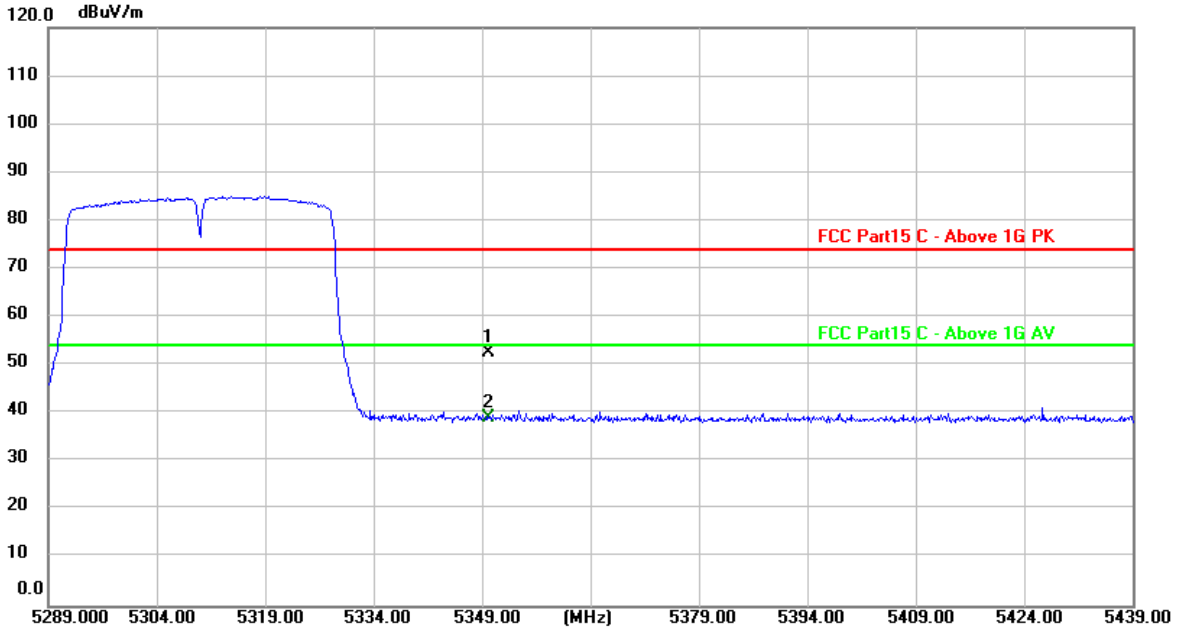

No.	Frequency (MHz)	Reading (dBuV)	Factor (dB/m)	Level (dBuV/m)	Limit (dBuV/m)	Margin (dB)	Detector
1	5350.000	15.29	37.43	52.72	74.00	-21.28	peak
2 *	5350.000	1.79	37.43	39.22	54.00	-14.78	AVG

Remarks:
1.Factor (dB/m) = Antenna Factor (dB/m)+Cable Factor (dB)-Pre-amplifier Factor
2.Margin value = Level -Limit value

For anti-fake verification, please visit the official website of China Inspection And Testing Society : yz.cnca.cn

Ant. No.	Ant 1 + Ant 2
Ant. Pol.	Horizontal
Test Mode:	TX 802.11ac(VHT80) Mode 5210MHz (U-NII-1)

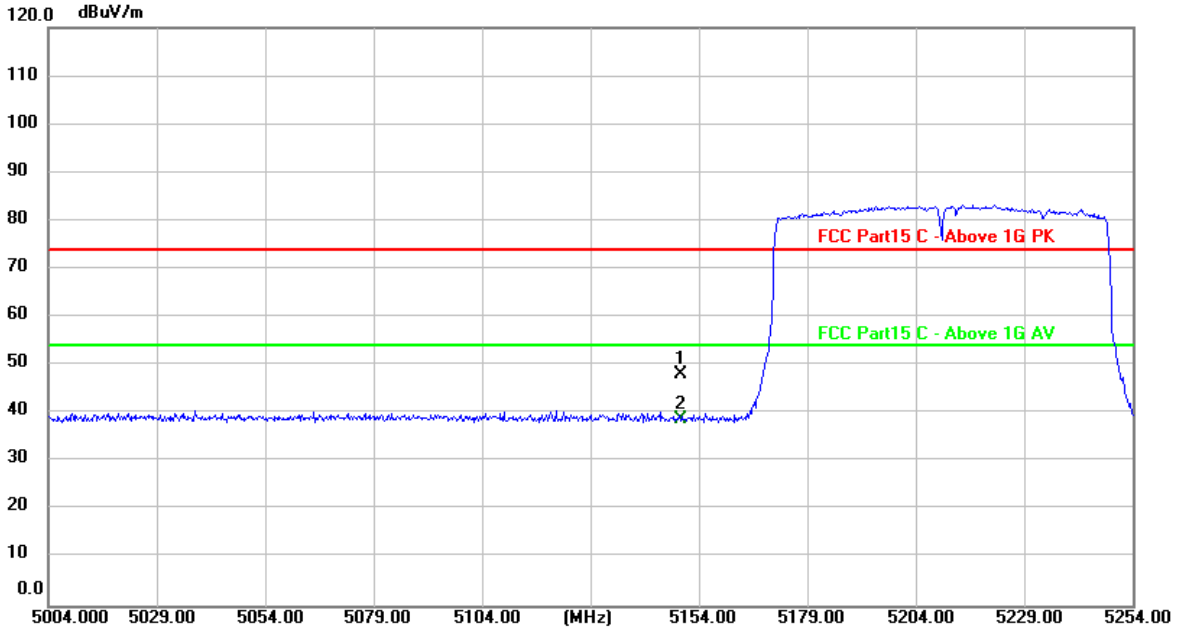

No.	Frequency (MHz)	Reading (dBuV)	Factor (dB/m)	Level (dBuV/m)	Limit (dBuV/m)	Margin (dB)	Detector
1	5150.000	10.86	37.23	48.09	74.00	-25.91	peak
2 *	5150.000	1.59	37.23	38.82	54.00	-15.18	AVG

Remarks:
1.Factor (dB/m) = Antenna Factor (dB/m)+Cable Factor (dB)-Pre-amplifier Factor
2.Margin value = Level -Limit value

For anti-fake verification, please visit the official website of China Inspection And Testing Society : yz.cnca.cn

Ant. No.	Ant 1 + Ant 2
Ant. Pol.	Vertical
Test Mode:	TX 802.11ac(VHT80) Mode 5210MHz (U-NII-1)

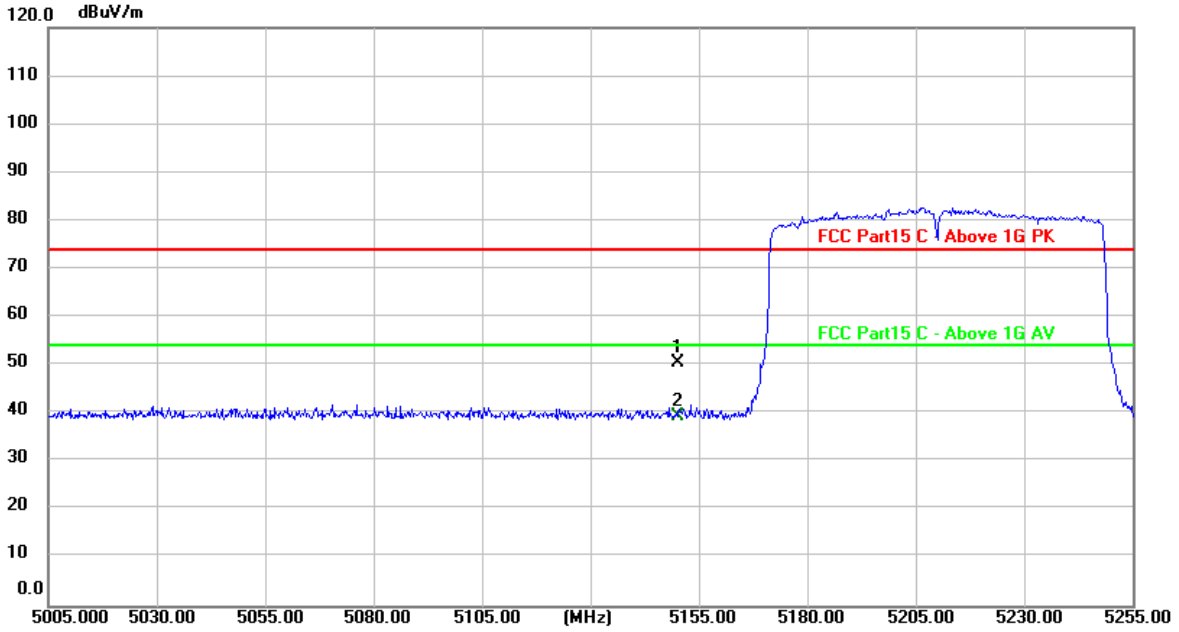

No.	Frequency (MHz)	Reading (dBuV)	Factor (dB/m)	Level (dBuV/m)	Limit (dBuV/m)	Margin (dB)	Detector
1	5150.000	13.39	37.23	50.62	74.00	-23.38	peak
2 *	5150.000	2.35	37.23	39.58	54.00	-14.42	AVG

Remarks:
1.Factor (dB/m) = Antenna Factor (dB/m)+Cable Factor (dB)-Pre-amplifier Factor
2.Margin value = Level -Limit value

For anti-fake verification, please visit the official website of China Inspection And Testing Society : yz.cnca.cn

Ant. No.	Ant 1 + Ant 2
Ant. Pol.	Horizontal
Test Mode:	TX 802.11ac(VHT80) Mode 5290MHz (U-NII-2A)

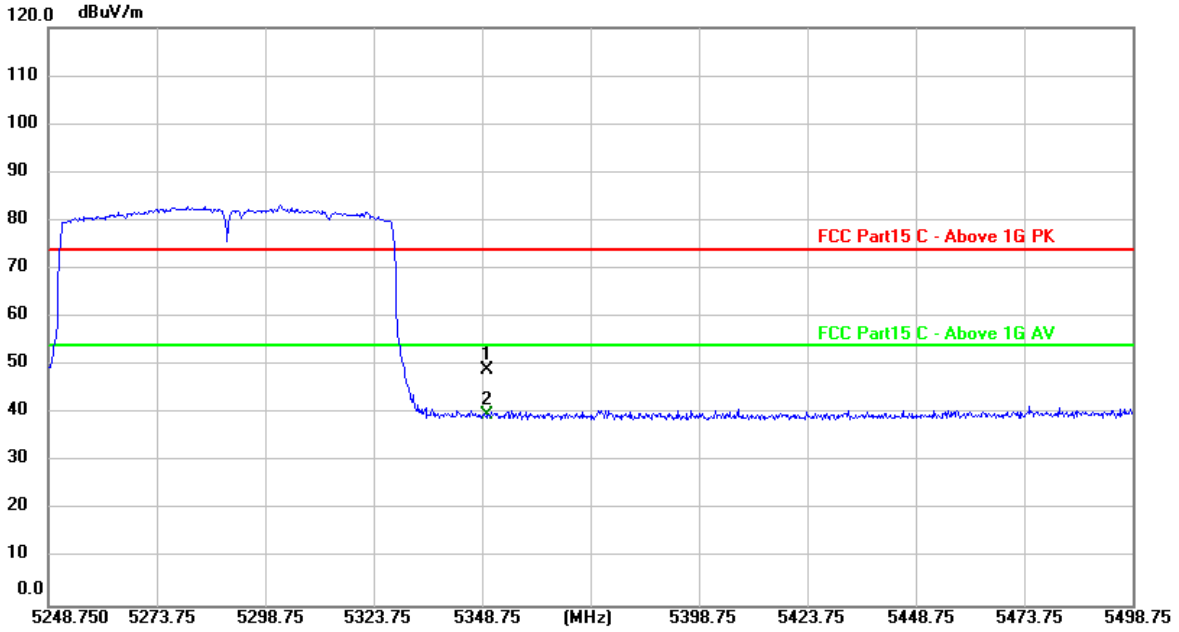

No.	Frequency (MHz)	Reading (dBuV)	Factor (dB/m)	Level (dBuV/m)	Limit (dBuV/m)	Margin (dB)	Detector
1	5350.000	11.70	37.43	49.13	74.00	-24.87	peak
2 *	5350.000	2.20	37.43	39.63	54.00	-14.37	AVG

Remarks:
1.Factor (dB/m) = Antenna Factor (dB/m)+Cable Factor (dB)-Pre-amplifier Factor
2.Margin value = Level -Limit value

For anti-fake verification, please visit the official website of China Inspection And Testing Society : yz.cnca.cn

Ant. No.	Ant 1 + Ant 2
Ant. Pol.	Vertical
Test Mode:	TX 802.11ac(VHT80) Mode 5290MHz (U-NII-2A)

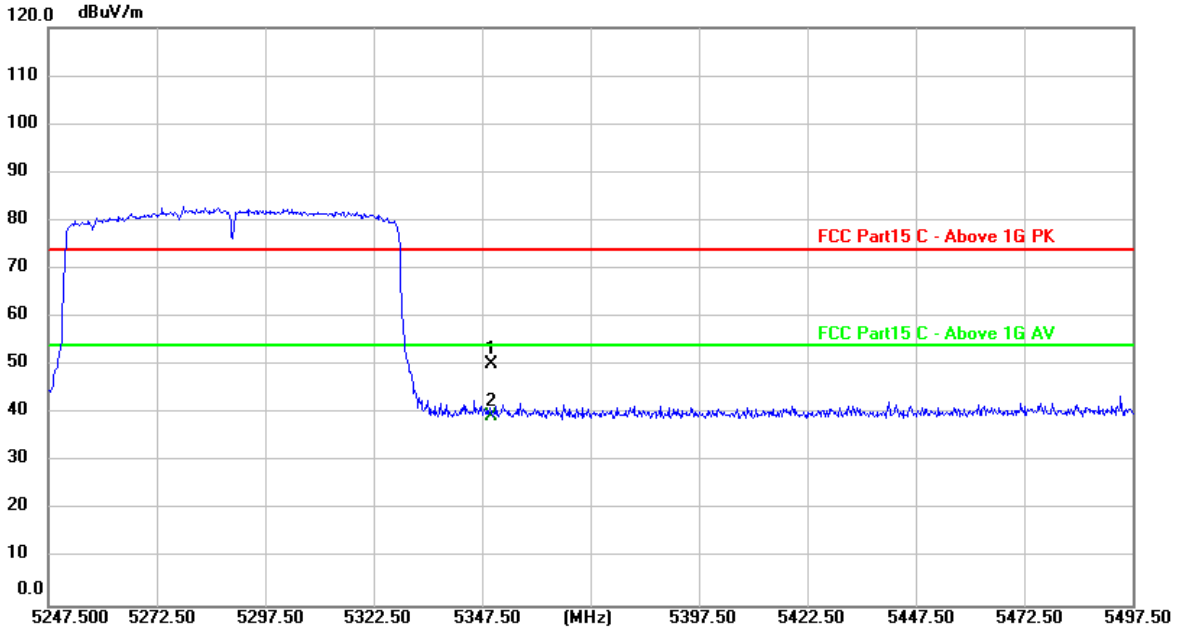

No.	Frequency (MHz)	Reading (dBuV)	Factor (dB/m)	Level (dBuV/m)	Limit (dBuV/m)	Margin (dB)	Detector
1	5350.000	12.85	37.43	50.28	74.00	-23.72	peak
2 *	5350.000	2.02	37.43	39.45	54.00	-14.55	AVG

Remarks:
1.Factor (dB/m) = Antenna Factor (dB/m)+Cable Factor (dB)-Pre-amplifier Factor
2.Margin value = Level -Limit value

For anti-fake verification, please visit the official website of China Inspection And Testing Society : yz.cnca.cn

Ant. No.	Ant 1 + Ant 2
Ant. Pol.	Horizontal
Test Mode:	TX 802.11ac(VHT160) Mode 5250MHz (U-NII-2A)

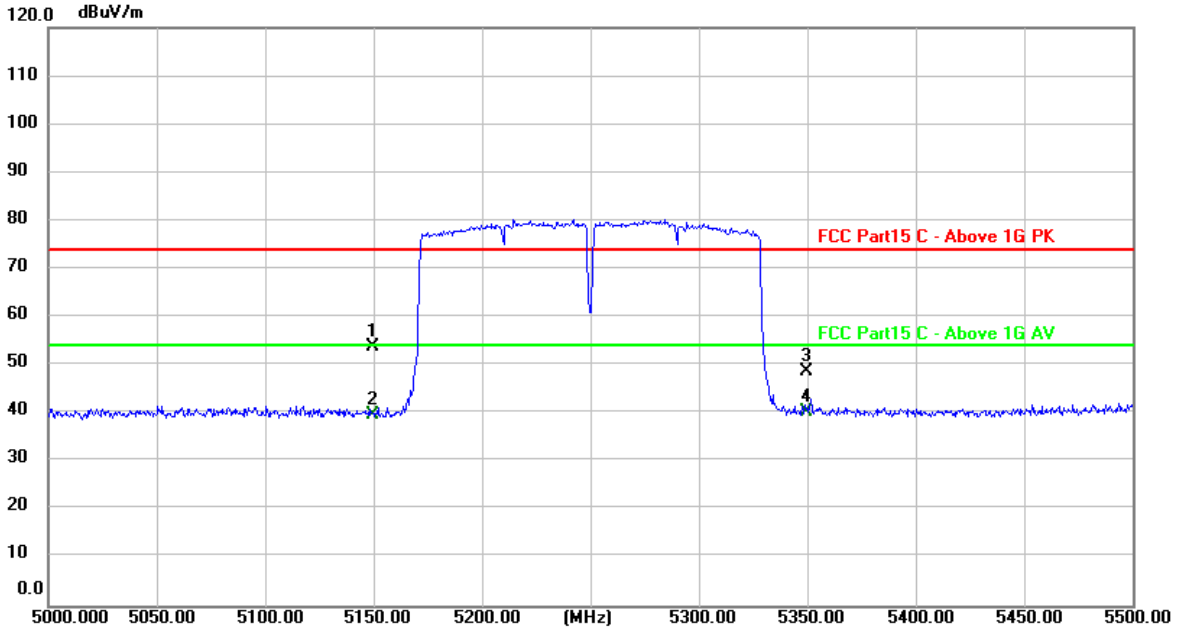

No.	Frequency (MHz)	Reading (dBuV)	Factor (dB/m)	Level (dBuV/m)	Limit (dBuV/m)	Margin (dB)	Detector
1	5150.000	16.74	37.23	53.97	74.00	-20.03	peak
2	5150.000	2.67	37.23	39.90	54.00	-14.10	AVG
3	5350.000	11.40	37.43	48.83	74.00	-25.17	peak
4 *	5350.000	2.95	37.43	40.38	54.00	-13.62	AVG

Remarks:
1.Factor (dB/m) = Antenna Factor (dB/m)+Cable Factor (dB)-Pre-amplifier Factor
2.Margin value = Level -Limit value

For anti-fake verification, please visit the official website of China Inspection And Testing Society : yz.cnca.cn

Ant. No.	Ant 1 + Ant 2
Ant. Pol.	Vertical
Test Mode:	TX 802.11ac(VHT160) Mode 5250MHz (U-NII-2A)

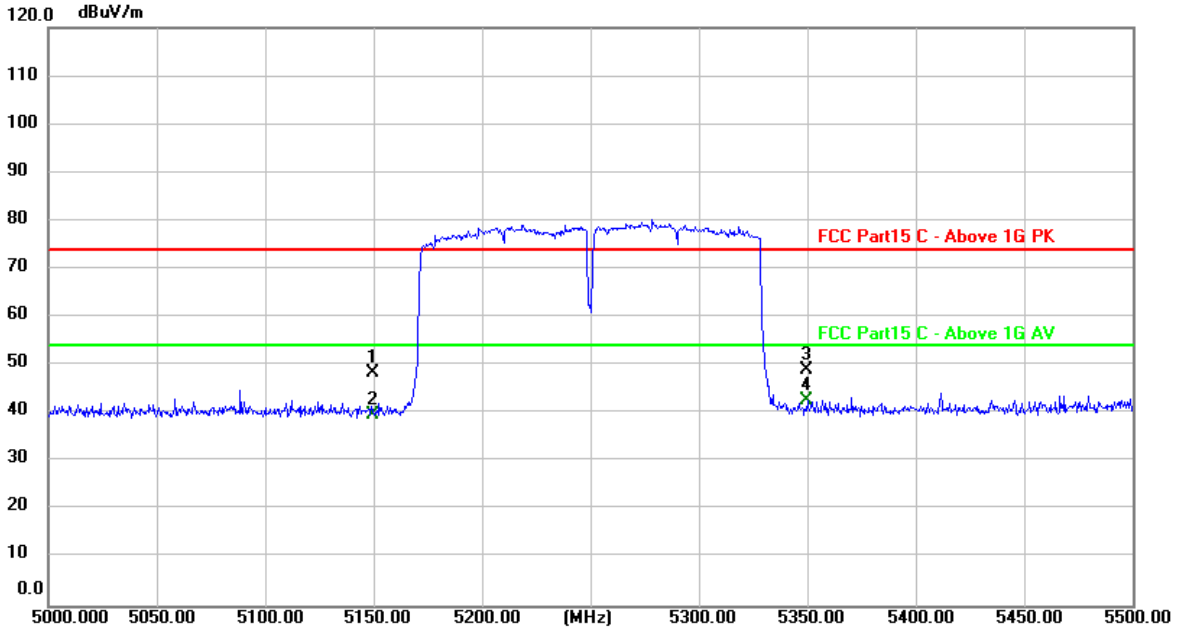

No.	Frequency (MHz)	Reading (dBuV)	Factor (dB/m)	Level (dBuV/m)	Limit (dBuV/m)	Margin (dB)	Detector
1	5150.000	11.18	37.23	48.41	74.00	-25.59	peak
2	5150.000	2.45	37.23	39.68	54.00	-14.32	AVG
3	5350.000	11.56	37.43	48.99	74.00	-25.01	peak
4 *	5350.000	5.40	37.43	42.83	54.00	-11.17	AVG

Remarks:
1.Factor (dB/m) = Antenna Factor (dB/m)+Cable Factor (dB)-Pre-amplifier Factor
2.Margin value = Level -Limit value

For anti-fake verification, please visit the official website of China Inspection And Testing Society : yz.cnca.cn

Ant. No.	Ant 1 + Ant 2
Ant. Pol.	Horizontal
Test Mode:	TX 802.11ax(HE20) Mode 5180MHz (U-NII-1)

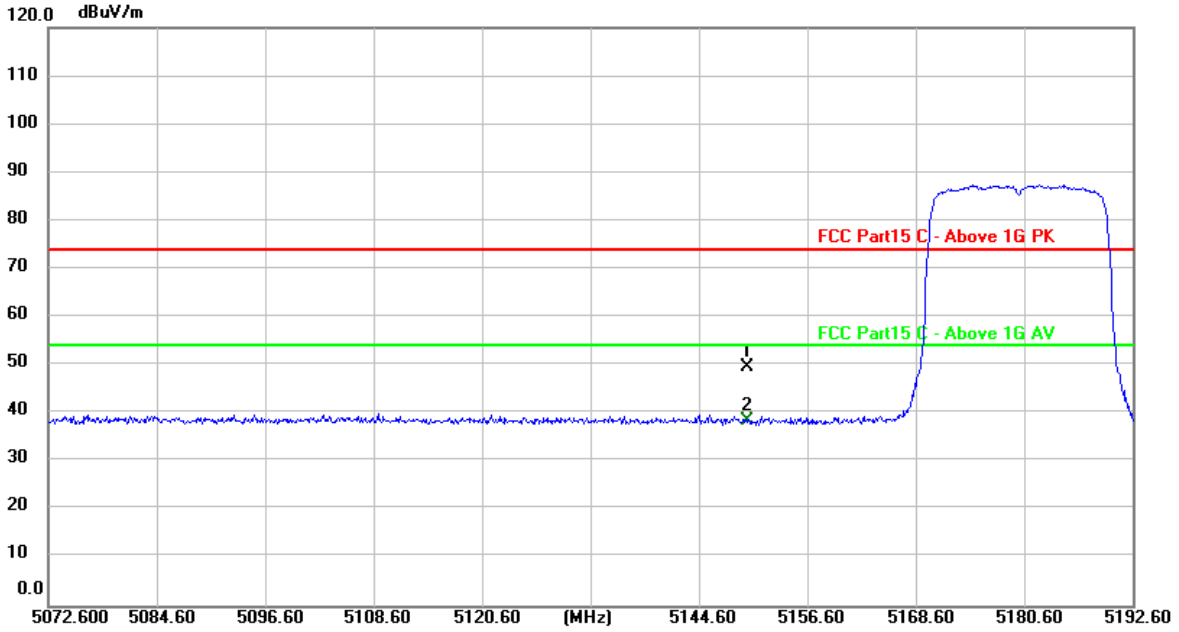

No.	Frequency (MHz)	Reading (dBuV)	Factor (dB/m)	Level (dBuV/m)	Limit (dBuV/m)	Margin (dB)	Detector
1	5150.000	12.39	37.23	49.62	74.00	-24.38	peak
2 *	5150.000	1.35	37.23	38.58	54.00	-15.42	AVG

Remarks:
1.Factor (dB/m) = Antenna Factor (dB/m)+Cable Factor (dB)-Pre-amplifier Factor
2.Margin value = Level -Limit value

For anti-fake verification, please visit the official website of China Inspection And Testing Society : yz.cnca.cn

Ant. No.	Ant 1 + Ant 2
Ant. Pol.	Vertical
Test Mode:	TX 802.11ax(HE20) Mode 5180MHz (U-NII-1)

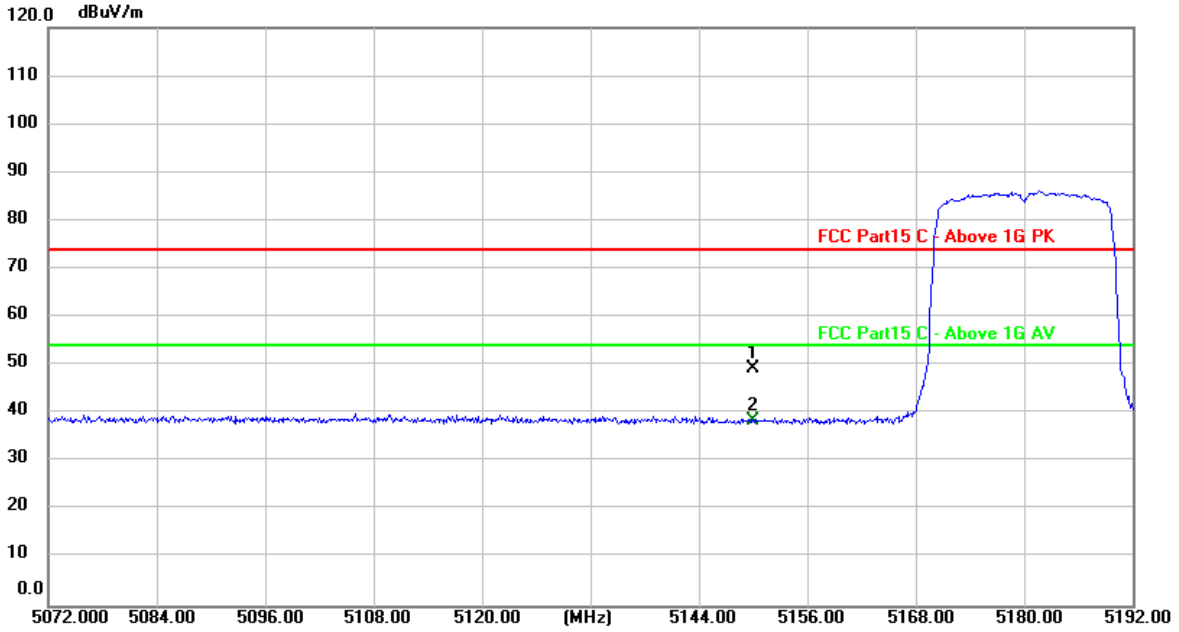

No.	Frequency (MHz)	Reading (dBuV)	Factor (dB/m)	Level (dBuV/m)	Limit (dBuV/m)	Margin (dB)	Detector
1	5150.000	12.00	37.23	49.23	74.00	-24.77	peak
2 *	5150.000	1.34	37.23	38.57	54.00	-15.43	AVG

Remarks:
1.Factor (dB/m) = Antenna Factor (dB/m)+Cable Factor (dB)-Pre-amplifier Factor
2.Margin value = Level -Limit value

For anti-fake verification, please visit the official website of China Inspection And Testing Society : yz.cnca.cn

Ant. No.	Ant 1 + Ant 2
Ant. Pol.	Horizontal
Test Mode:	TX 802.11ax(HE20) Mode 5320MHz (U-NII-2A)

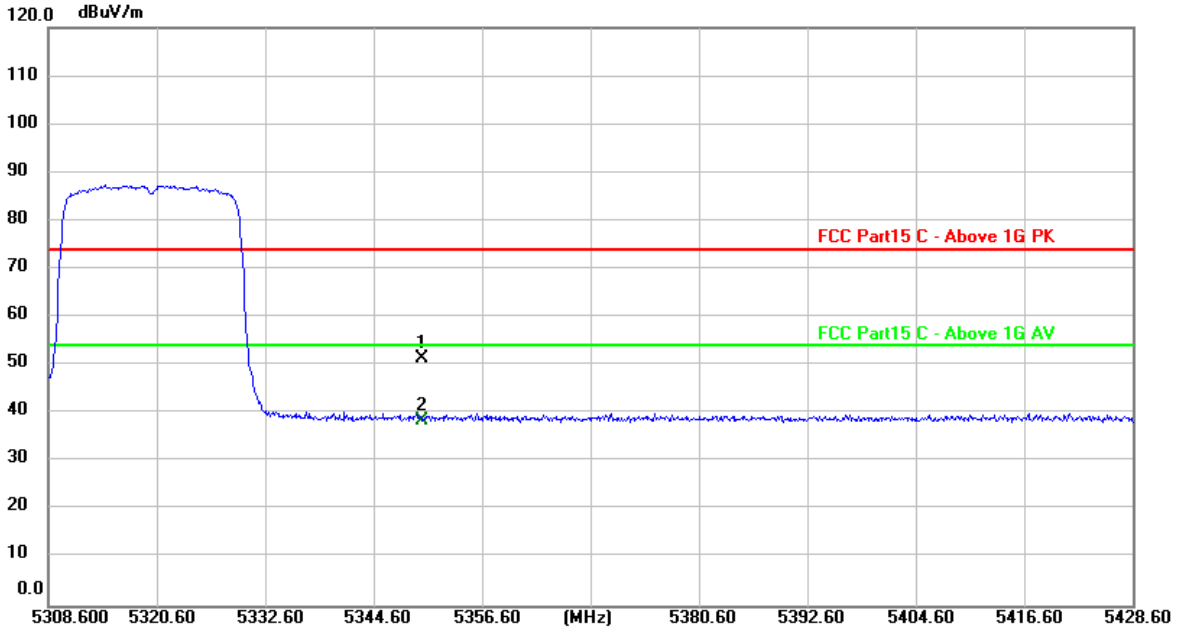

No.	Frequency (MHz)	Reading (dBuV)	Factor (dB/m)	Level (dBuV/m)	Limit (dBuV/m)	Margin (dB)	Detector
1	5350.000	13.96	37.43	51.39	74.00	-22.61	peak
2 *	5350.000	1.12	37.43	38.55	54.00	-15.45	AVG

Remarks:
1.Factor (dB/m) = Antenna Factor (dB/m)+Cable Factor (dB)-Pre-amplifier Factor
2.Margin value = Level -Limit value

For anti-fake verification, please visit the official website of China Inspection And Testing Society : yz.cnca.cn

Ant. No.	Ant 1 + Ant 2
Ant. Pol.	Vertical
Test Mode:	TX 802.11ax(HE20) Mode 5320MHz (U-NII-2A)

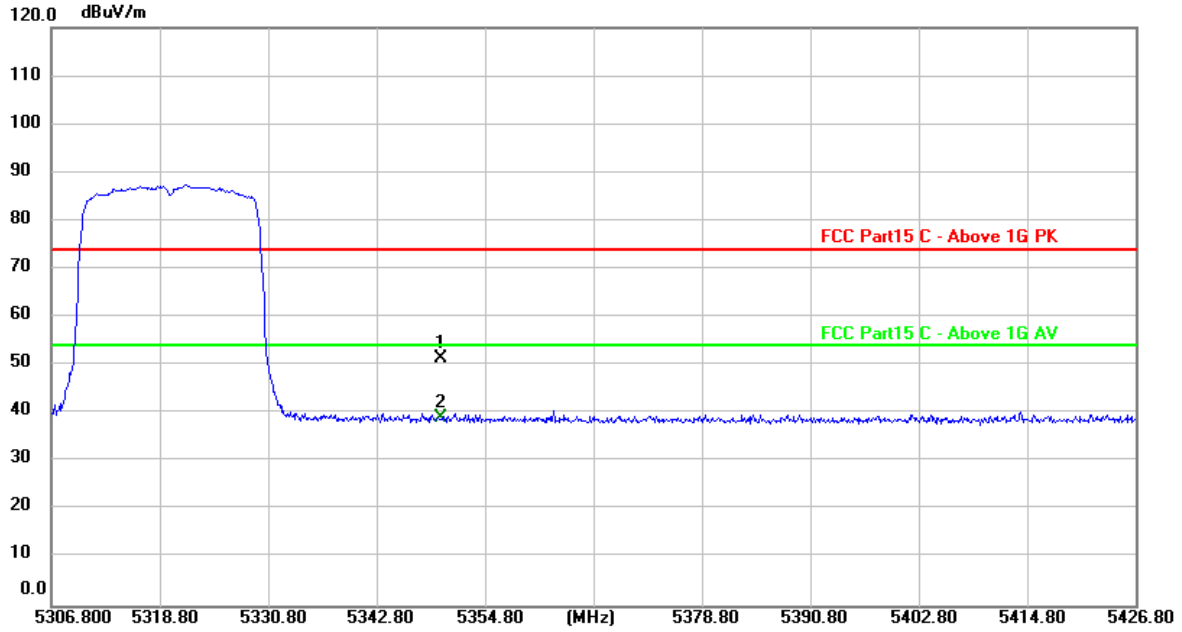

No.	Frequency (MHz)	Reading (dBuV)	Factor (dB/m)	Level (dBuV/m)	Limit (dBuV/m)	Margin (dB)	Detector
1	5350.000	14.07	37.43	51.50	74.00	-22.50	peak
2 *	5350.000	1.66	37.43	39.09	54.00	-14.91	AVG

Remarks:
1.Factor (dB/m) = Antenna Factor (dB/m)+Cable Factor (dB)-Pre-amplifier Factor
2.Margin value = Level -Limit value

For anti-fake verification, please visit the official website of China Inspection And Testing Society : yz.cnca.cn

Ant. No.	Ant 1 + Ant 2
Ant. Pol.	Horizontal
Test Mode:	TX 802.11ax(HE40) Mode 5190MHz (U-NII-1)

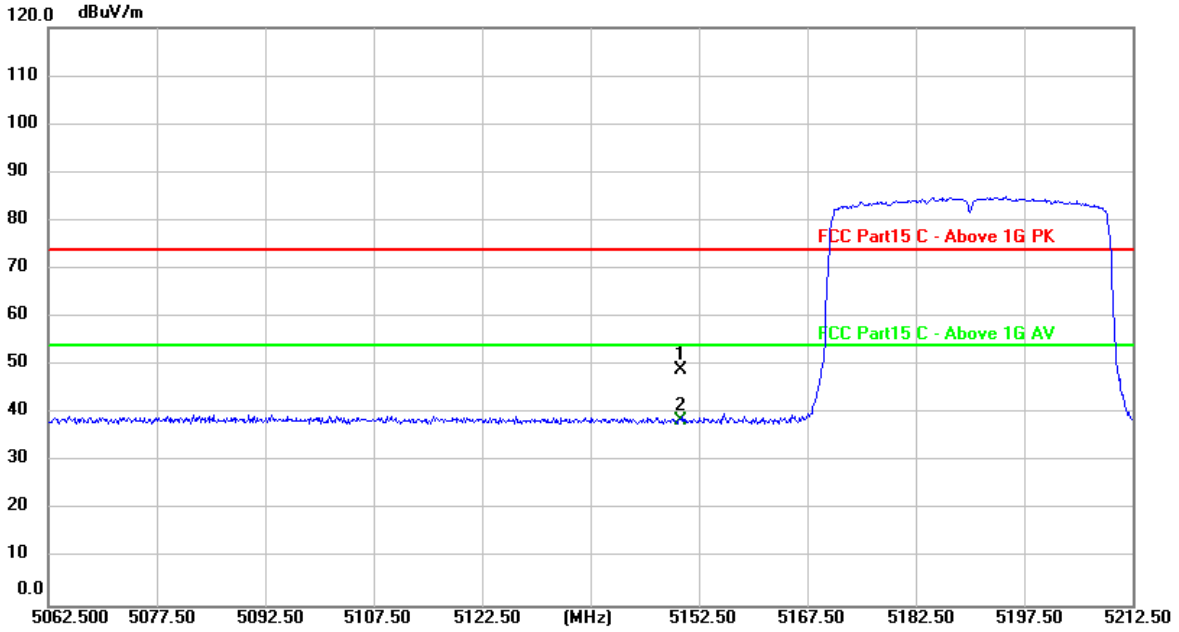

No.	Frequency (MHz)	Reading (dBuV)	Factor (dB/m)	Level (dBuV/m)	Limit (dBuV/m)	Margin (dB)	Detector
1	5150.000	11.73	37.23	48.96	74.00	-25.04	peak
2 *	5150.000	1.40	37.23	38.63	54.00	-15.37	AVG

Remarks:
1.Factor (dB/m) = Antenna Factor (dB/m)+Cable Factor (dB)-Pre-amplifier Factor
2.Margin value = Level -Limit value

For anti-fake verification, please visit the official website of China Inspection And Testing Society : yz.cnca.cn

Ant. No.	Ant 1 + Ant 2
Ant. Pol.	Vertical
Test Mode:	TX 802.11ax(HE40) Mode 5190MHz (U-NII-1)

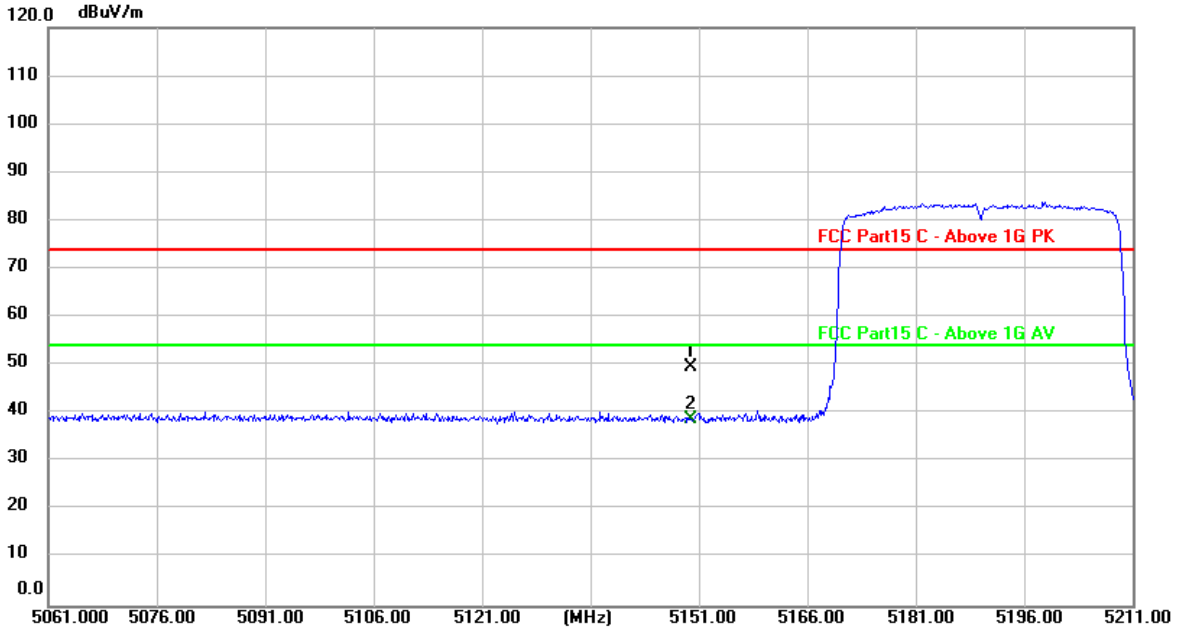

No.	Frequency (MHz)	Reading (dBuV)	Factor (dB/m)	Level (dBuV/m)	Limit (dBuV/m)	Margin (dB)	Detector
1	5150.000	12.50	37.23	49.73	74.00	-24.27	peak
2 *	5150.000	1.62	37.23	38.85	54.00	-15.15	AVG

Remarks:
1.Factor (dB/m) = Antenna Factor (dB/m)+Cable Factor (dB)-Pre-amplifier Factor
2.Margin value = Level -Limit value

For anti-fake verification, please visit the official website of China Inspection And Testing Society : yz.cnca.cn

Ant. No.	Ant 1 + Ant 2
Ant. Pol.	Horizontal
Test Mode:	TX 802.11ax(HE40) Mode 5310MHz (U-NII-2A)

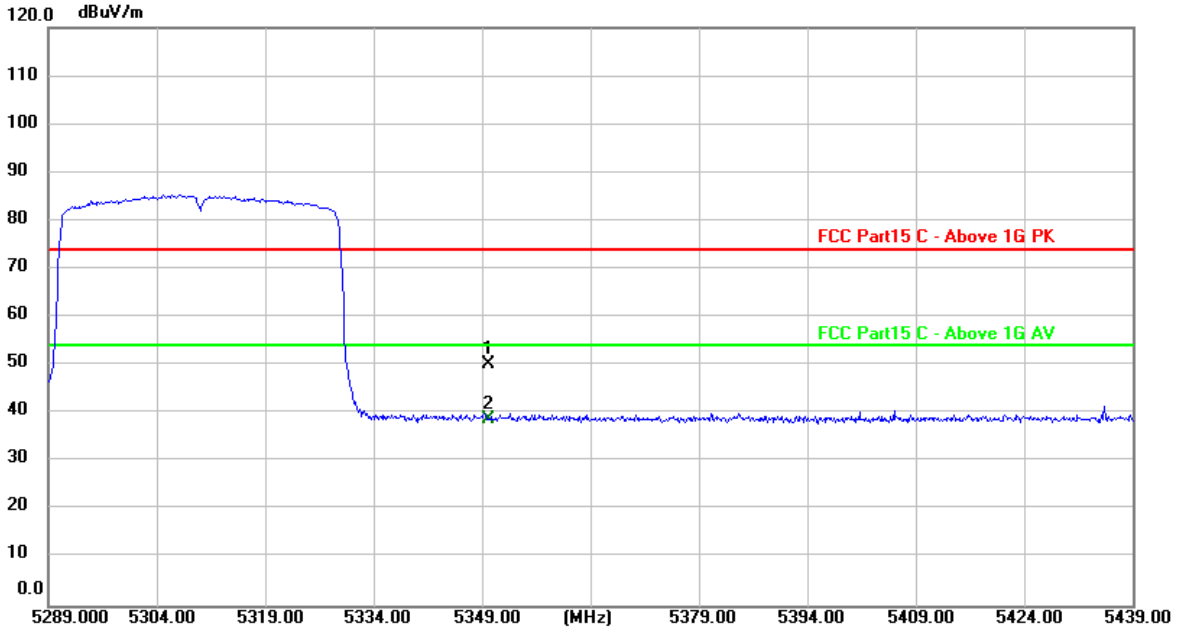

No.	Frequency (MHz)	Reading (dBuV)	Factor (dB/m)	Level (dBuV/m)	Limit (dBuV/m)	Margin (dB)	Detector
1	5350.000	12.78	37.43	50.21	74.00	-23.79	peak
2 *	5350.000	1.44	37.43	38.87	54.00	-15.13	AVG

Remarks:
1.Factor (dB/m) = Antenna Factor (dB/m)+Cable Factor (dB)-Pre-amplifier Factor
2.Margin value = Level -Limit value

For anti-fake verification, please visit the official website of China Inspection And Testing Society : yz.cnca.cn

Ant. No.	Ant 1 + Ant 2
Ant. Pol.	Vertical
Test Mode:	TX 802.11ax(HE40) Mode 5310MHz (U-NII-2A)

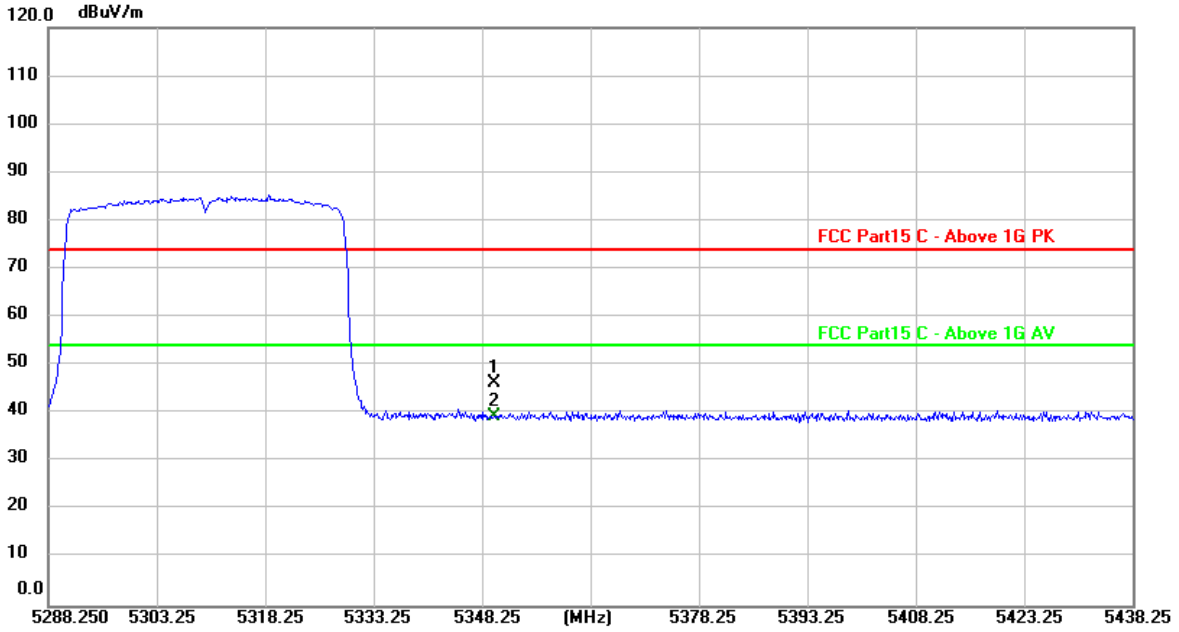

No.	Frequency (MHz)	Reading (dBuV)	Factor (dB/m)	Level (dBuV/m)	Limit (dBuV/m)	Margin (dB)	Detector
1	5350.000	9.06	37.43	46.49	74.00	-27.51	peak
2 *	5350.000	1.98	37.43	39.41	54.00	-14.59	AVG

Remarks:
1.Factor (dB/m) = Antenna Factor (dB/m)+Cable Factor (dB)-Pre-amplifier Factor
2.Margin value = Level -Limit value

For anti-fake verification, please visit the official website of China Inspection And Testing Society : yz.cnca.cn

Ant. No.	Ant 1 + Ant 2
Ant. Pol.	Horizontal
Test Mode:	TX 802.11ax(HE80) Mode 5210MHz (U-NII-1)

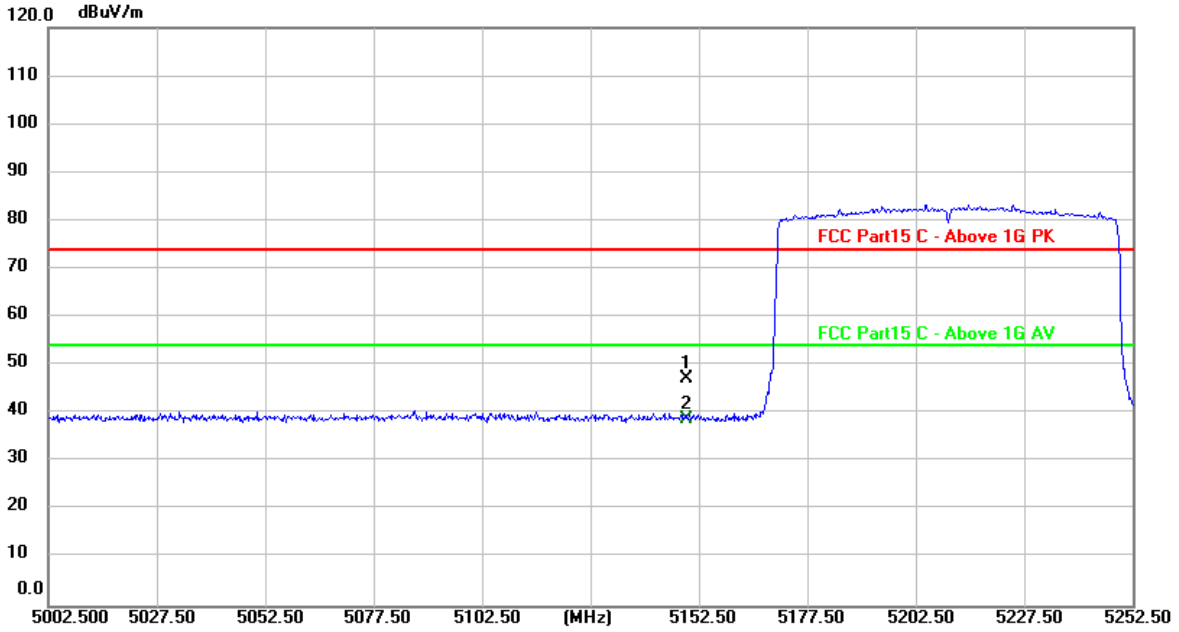

No.	Frequency (MHz)	Reading (dBuV)	Factor (dB/m)	Level (dBuV/m)	Limit (dBuV/m)	Margin (dB)	Detector
1	5150.000	10.03	37.23	47.26	74.00	-26.74	peak
2 *	5150.000	1.51	37.23	38.74	54.00	-15.26	AVG

Remarks:
1.Factor (dB/m) = Antenna Factor (dB/m)+Cable Factor (dB)-Pre-amplifier Factor
2.Margin value = Level -Limit value

For anti-fake verification, please visit the official website of China Inspection And Testing Society : yz.cnca.cn

Ant. No.	Ant 1 + Ant 2
Ant. Pol.	Vertical
Test Mode:	TX 802.11ax(HE80) Mode 5210MHz (U-NII-1)

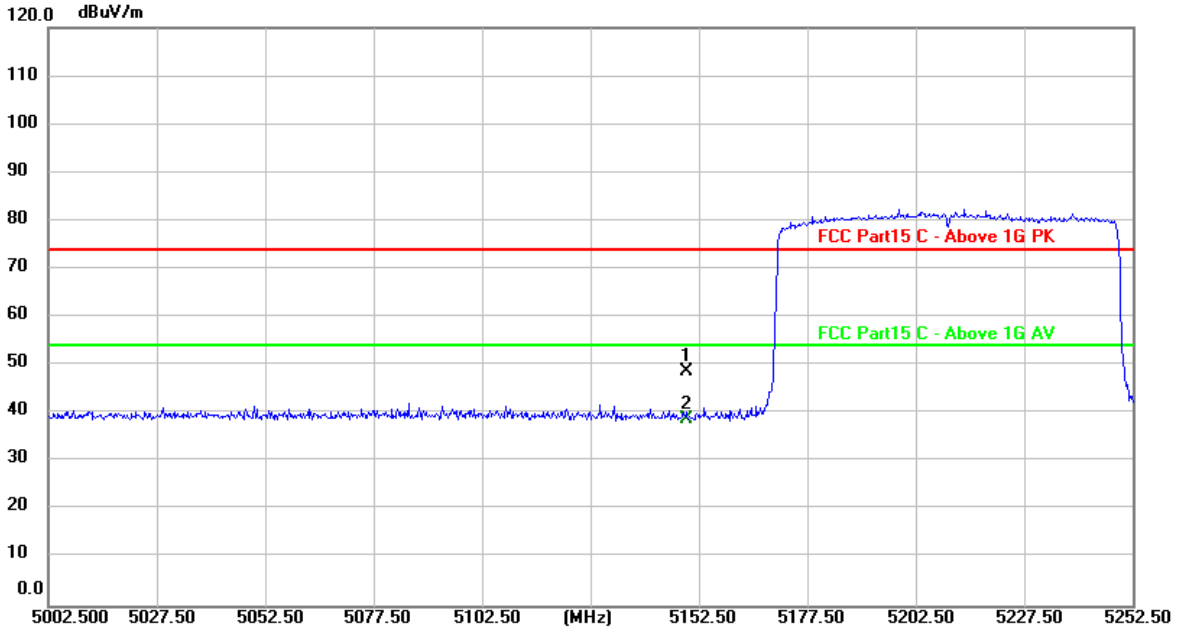

No.	Frequency (MHz)	Reading (dBuV)	Factor (dB/m)	Level (dBuV/m)	Limit (dBuV/m)	Margin (dB)	Detector
1	5150.000	11.60	37.23	48.83	74.00	-25.17	peak
2 *	5150.000	1.60	37.23	38.83	54.00	-15.17	AVG

Remarks:
1.Factor (dB/m) = Antenna Factor (dB/m)+Cable Factor (dB)-Pre-amplifier Factor
2.Margin value = Level -Limit value

For anti-fake verification, please visit the official website of China Inspection And Testing Society : yz.cnca.cn

Ant. No.	Ant 1 + Ant 2
Ant. Pol.	Horizontal
Test Mode:	TX 802.11ax(HE80) Mode 5290MHz (U-NII-2A)

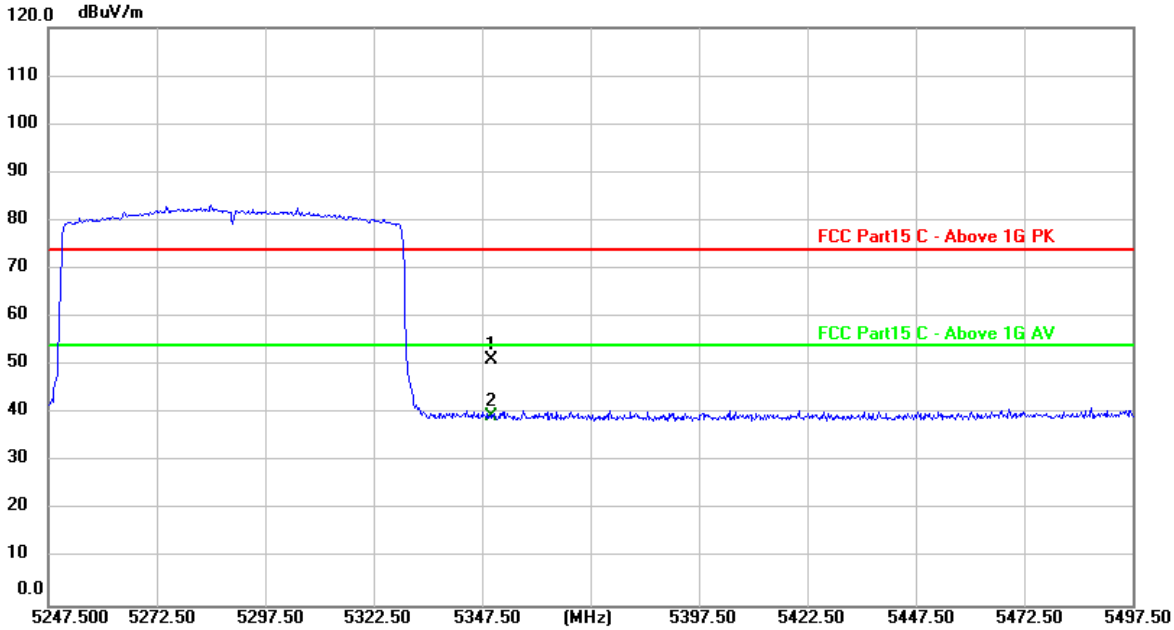

No.	Frequency (MHz)	Reading (dBuV)	Factor (dB/m)	Level (dBuV/m)	Limit (dBuV/m)	Margin (dB)	Detector
1	5350.000	13.83	37.43	51.26	74.00	-22.74	peak
2 *	5350.000	2.12	37.43	39.55	54.00	-14.45	AVG

Remarks:
1.Factor (dB/m) = Antenna Factor (dB/m)+Cable Factor (dB)-Pre-amplifier Factor
2.Margin value = Level -Limit value

For anti-fake verification, please visit the official website of China Inspection And Testing Society : yz.cnca.cn

Ant. No.	Ant 1 + Ant 2
Ant. Pol.	Vertical
Test Mode:	TX 802.11ax(HE80) Mode 5290MHz (U-NII-2A)

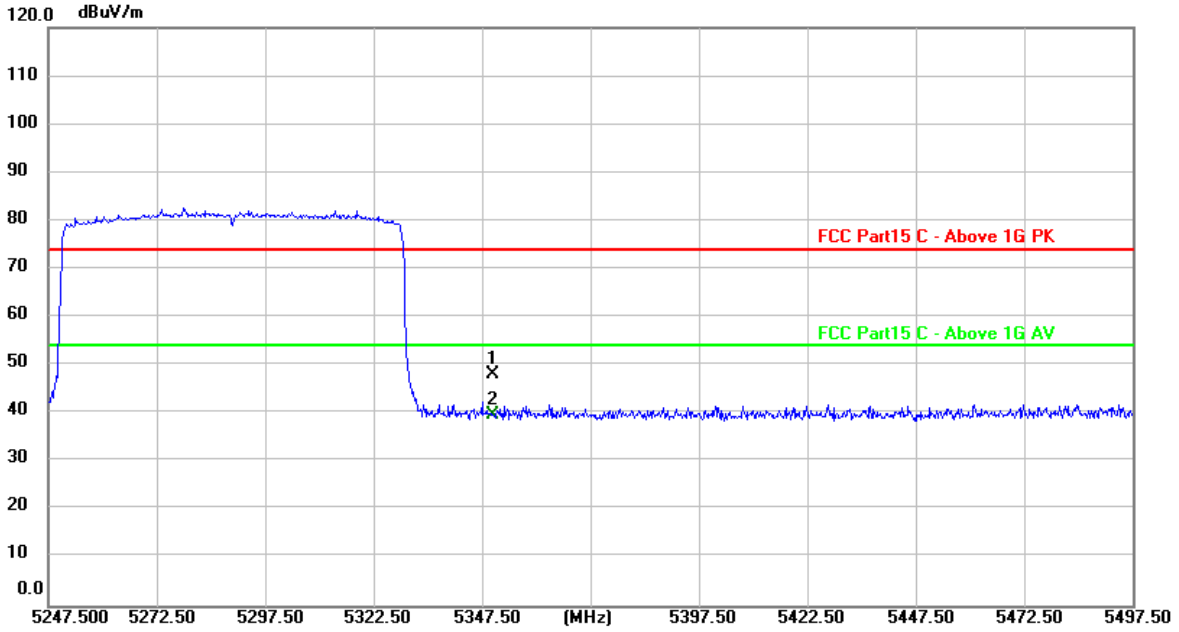

No.	Frequency (MHz)	Reading (dBuV)	Factor (dB/m)	Level (dBuV/m)	Limit (dBuV/m)	Margin (dB)	Detector
1	5350.000	10.64	37.43	48.07	74.00	-25.93	peak
2 *	5350.000	2.23	37.43	39.66	54.00	-14.34	AVG

Remarks:
1.Factor (dB/m) = Antenna Factor (dB/m)+Cable Factor (dB)-Pre-amplifier Factor
2.Margin value = Level -Limit value

For anti-fake verification, please visit the official website of China Inspection And Testing Society : yz.cnca.cn

Ant. No.	Ant 1 + Ant 2
Ant. Pol.	Horizontal
Test Mode:	TX 802.11ax(HE160) Mode 5250MHz (U-NII-2A)

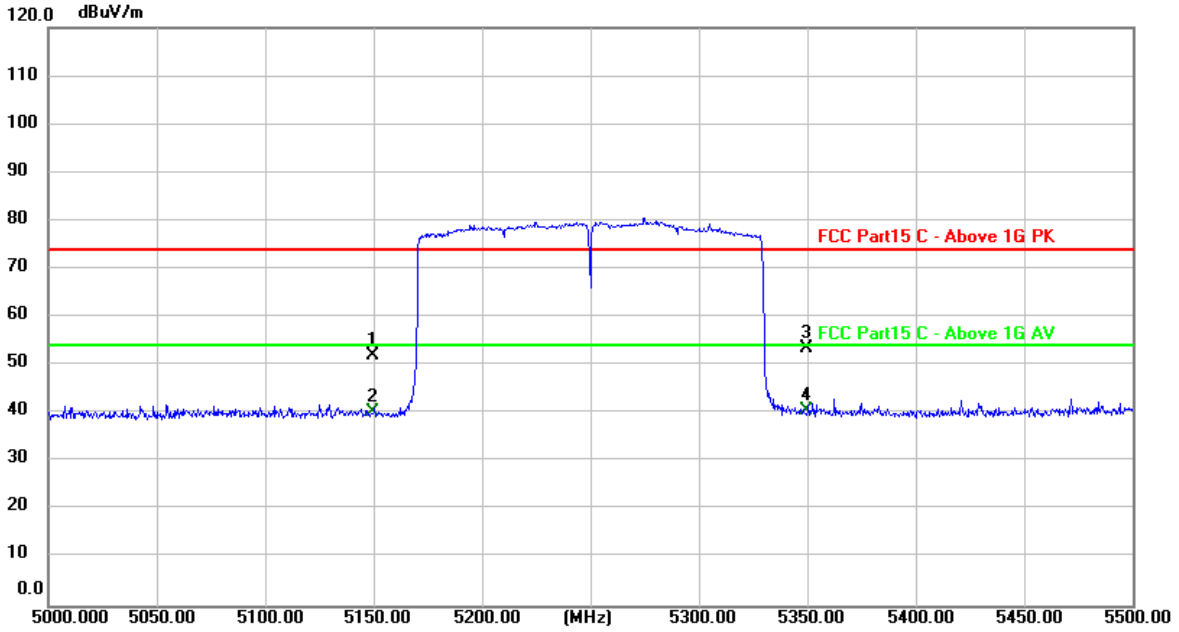

No.	Frequency (MHz)	Reading (dBuV)	Factor (dB/m)	Level (dBuV/m)	Limit (dBuV/m)	Margin (dB)	Detector
1	5150.000	14.82	37.23	52.05	74.00	-21.95	peak
2	5150.000	3.02	37.23	40.25	54.00	-13.75	AVG
3	5350.000	16.17	37.43	53.60	74.00	-20.40	peak
4 *	5350.000	3.18	37.43	40.61	54.00	-13.39	AVG

Remarks:
1.Factor (dB/m) = Antenna Factor (dB/m)+Cable Factor (dB)-Pre-amplifier Factor
2.Margin value = Level -Limit value

For anti-fake verification, please visit the official website of China Inspection And Testing Society : yz.cnca.cn

Ant. No.	Ant 1 + Ant 2
Ant. Pol.	Vertical
Test Mode:	TX 802.11ax(HE160) Mode 5250MHz (U-NII-2A)

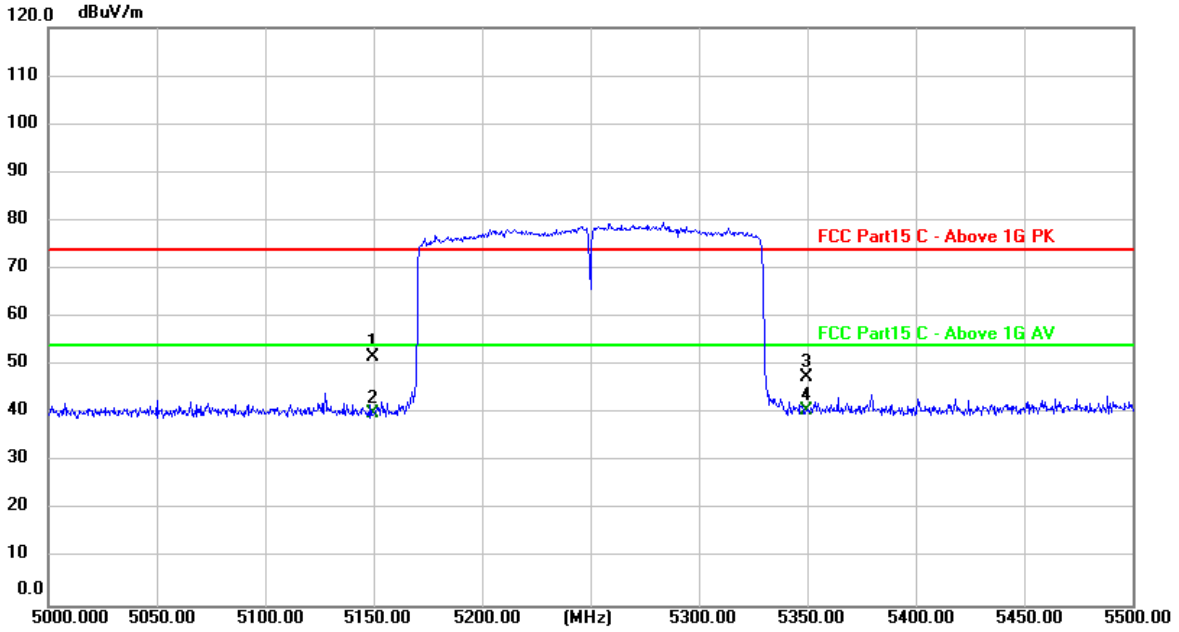

No.	Frequency (MHz)	Reading (dBuV)	Factor (dB/m)	Level (dBuV/m)	Limit (dBuV/m)	Margin (dB)	Detector
1	5150.000	14.49	37.23	51.72	74.00	-22.28	peak
2	5150.000	2.73	37.23	39.96	54.00	-14.04	AVG
3	5350.000	10.09	37.43	47.52	74.00	-26.48	peak
4 *	5350.000	3.16	37.43	40.59	54.00	-13.41	AVG

Remarks:
1.Factor (dB/m) = Antenna Factor (dB/m)+Cable Factor (dB)-Pre-amplifier Factor
2.Margin value = Level -Limit value

For anti-fake verification, please visit the official website of China Inspection And Testing Society : yz.cnca.cn

Ant. No.	Ant 1
Ant. Pol.	Horizontal
Test Mode:	TX 802.11a Mode 5500MHz (U-NII-2C)

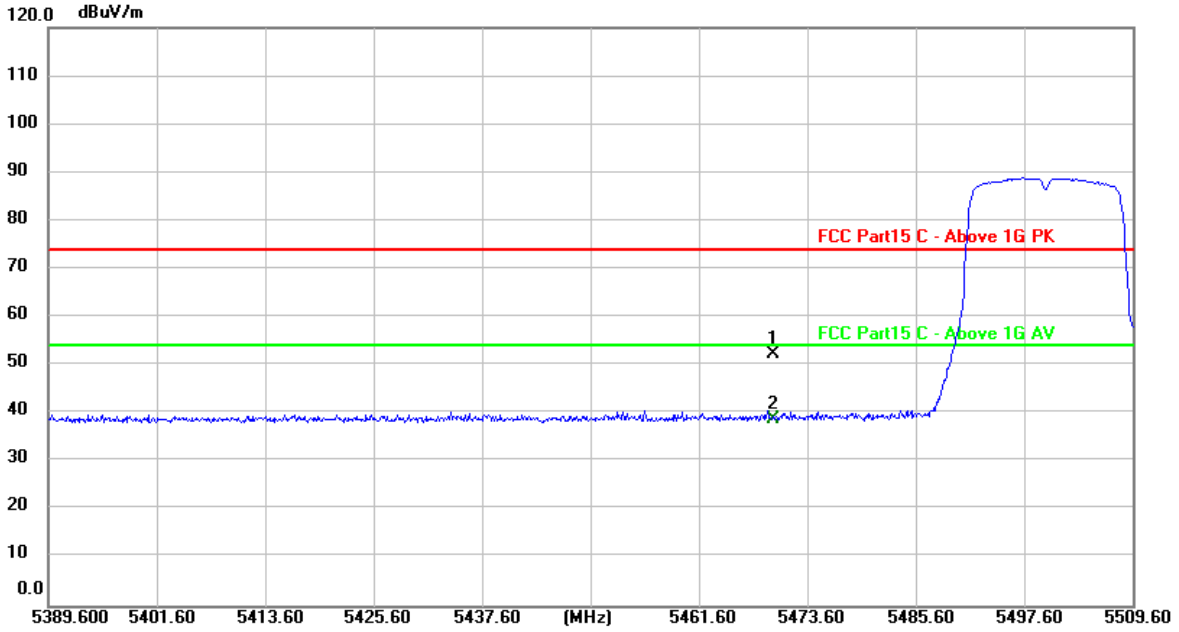

No.	Frequency (MHz)	Reading (dBuV)	Factor (dB/m)	Level (dBuV/m)	Limit (dBuV/m)	Margin (dB)	Detector
1	5470.000	14.57	37.63	52.20	74.00	-21.80	peak
2 *	5470.000	1.28	37.63	38.91	54.00	-15.09	AVG

Remarks:
1.Factor (dB/m) = Antenna Factor (dB/m)+Cable Factor (dB)-Pre-amplifier Factor
2.Margin value = Level -Limit value

For anti-fake verification, please visit the official website of China Inspection And Testing Society : yz.cnca.cn

Ant. No.	Ant 1
Ant. Pol.	Vertical
Test Mode:	TX 802.11a Mode 5500MHz (U-NII-2C)

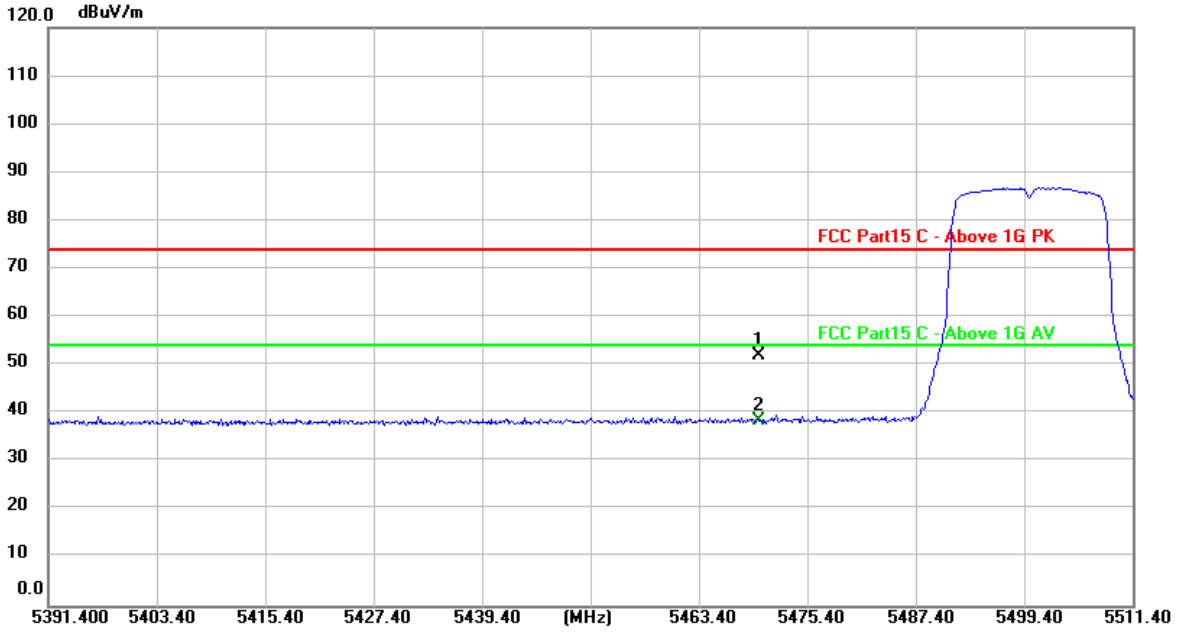

No.	Frequency (MHz)	Reading (dBuV)	Factor (dB/m)	Level (dBuV/m)	Limit (dBuV/m)	Margin (dB)	Detector
1	5470.000	14.28	37.63	51.91	74.00	-22.09	peak
2 *	5470.000	1.05	37.63	38.68	54.00	-15.32	AVG

Remarks:
1.Factor (dB/m) = Antenna Factor (dB/m)+Cable Factor (dB)-Pre-amplifier Factor
2.Margin value = Level -Limit value

For anti-fake verification, please visit the official website of China Inspection And Testing Society : yz.cnca.cn

Ant. No.	Ant 1
Ant. Pol.	Horizontal
Test Mode:	TX 802.11a Mode 5700MHz (U-NII-2C)

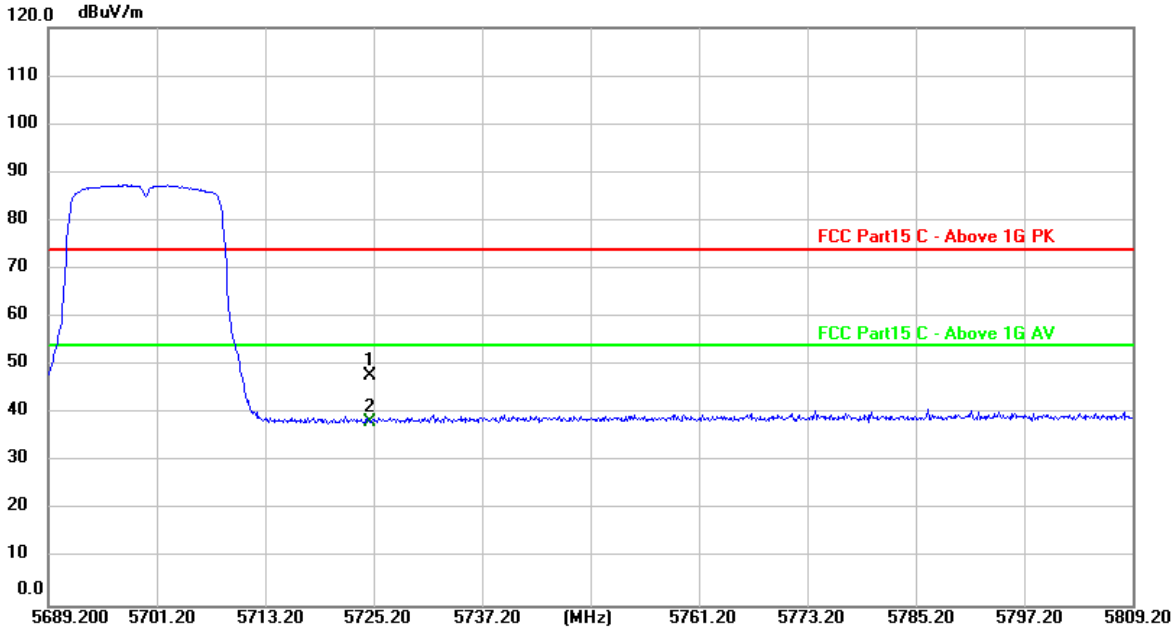

No.	Frequency (MHz)	Reading (dBuV)	Factor (dB/m)	Level (dBuV/m)	Limit (dBuV/m)	Margin (dB)	Detector
1	5725.000	9.64	38.16	47.80	74.00	-26.20	peak
2 *	5725.000	0.02	38.16	38.18	54.00	-15.82	AVG

Remarks:
1.Factor (dB/m) = Antenna Factor (dB/m)+Cable Factor (dB)-Pre-amplifier Factor
2.Margin value = Level -Limit value

For anti-fake verification, please visit the official website of China Inspection And Testing Society : yz.cnca.cn

Ant. No.	Ant 1
Ant. Pol.	Vertical
Test Mode:	TX 802.11a Mode 5700MHz (U-NII-2C)

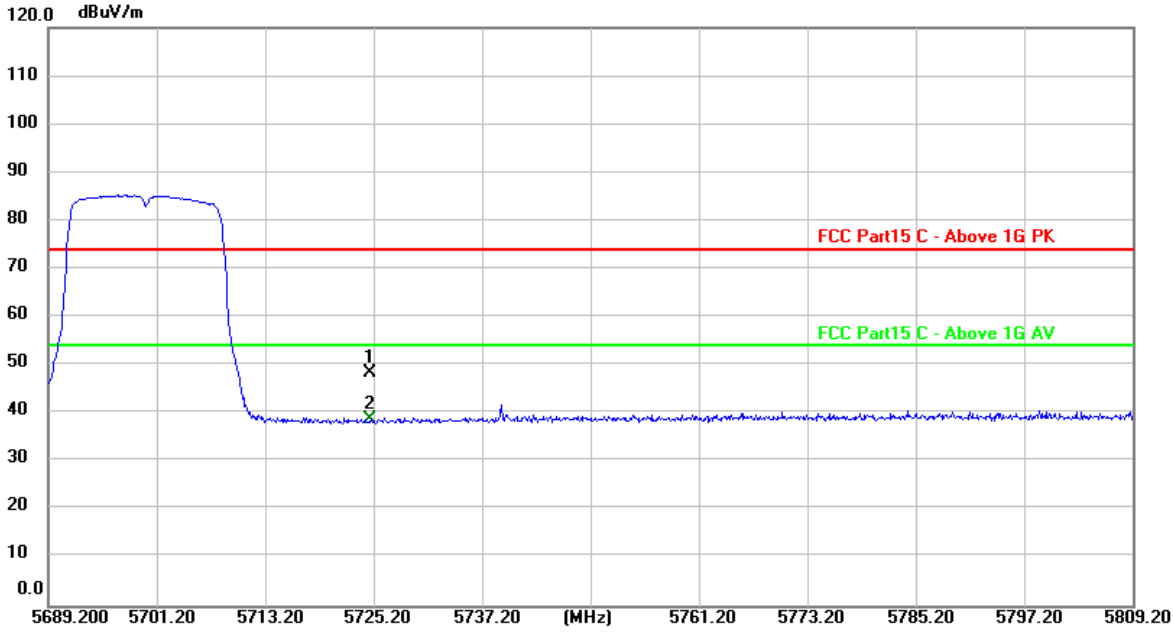

No.	Frequency (MHz)	Reading (dBuV)	Factor (dB/m)	Level (dBuV/m)	Limit (dBuV/m)	Margin (dB)	Detector
1	5725.000	10.16	38.16	48.32	74.00	-25.68	peak
2 *	5725.000	0.59	38.16	38.75	54.00	-15.25	AVG

Remarks:
1.Factor (dB/m) = Antenna Factor (dB/m)+Cable Factor (dB)-Pre-amplifier Factor
2.Margin value = Level -Limit value

For anti-fake verification, please visit the official website of China Inspection And Testing Society : yz.cnca.cn