SLEing® 东莞市森岭智能科技有限公司
DONGGUAN SLEing INTEL-TECH CO.,LTD

承 认 书

SPECIFICATION APPROVAL SHEET

客 户 :
CUSTOMER

客 户 料 号 :
CUS PART NO

版次:
REV X2

品名 / 规格 : 2.4~2.5/5.15~7.15GHz
SPECIFICATION BT Antenna L=250mm(Ø1.13+MHF)

单重:
weight

供 方 料 号 : SLEingB247520210
SUP PART NO

日 期 : 2024.11.20
DATE

厂 商 核 准 :
SUP APPROVED

核准 APPROVED	结构审核 Structure audit	RF审核 RF CHECKED	品保审核 QA CHECKED	承办 DESIGNED
	HZU	ZDM		

客 户 核 准 :
CUS APPROVED

核准 APPROVED	审核 CHECKED	品保审核 QA CHECKED	承办 DESIGNED

东莞市森岭智能科技有限公司
DONGGUAN CITY SLEing INTEL-TECH CO.,LTD
中国广东省东莞市松山湖工业东路24号现代企业加速器6栋402
Room 402,No.6 Plant,Accelerator of Modern Enterprise,No,24 Industry East Road Songshanlake District,Donguan City, Guangdong
Tel: +86-076989208968 Fax:+86-0769-89208969
www.sleing.com

正本由承办单位保存

东莞市森岭智能科技有限公司

DONGGUAN SLEing INTEL-TECH CO.,LTD

变更记录

MODIFICATION RECORD SHEET

版本（REV.）	更改日期（Modification date）	更改内容描述（Summary of modification content）	拟制（Signature）	批准（Approval）
X1	2024.07.23	初版发行（First Issue）	胡赵海（Jerry）	朱正锐(Jongrei)
X2	2024.11.20	修改线长	胡赵海（Jerry）	朱正锐(Jongrei)

承认书项目表（Spec Item ）

序号 (NO.)	项目(Project)	备注(Remark)	页码 (Page)
1	承认书封面（Spec Cover）		1
2	变更记录（MODIFICATION RECORD SHEET）		2
3	承认书项目表（Spec Item ）		3
4	工程成品图（Drawing）		4
5	电性测试报告（Test Reports ）		5
6	天线组装图（Antenna assembly diagram）		6
7	S参数测试（S Parameter Test）		7~8
8	测试设备（Test Setup）		9
9	测试效率(Test Efficiency)		10
10	OTA		11

Give clear indication of:
1. The contents of the acknowledgement shall be arranged in order according to the items in the check sheet.
2. The number of copies of the acceptance letter shall be printed according to the customer's requirements, and the SGS report shall be stamped with the engineering seal.
3. All materials shall be confirmed by the customer. Any material/process/changes that may affect product quality and environmental quality must be re-sent to the customer for confirmation before import.
4. SGS report is valid for one year.
5. According to the contents attached to the actual acknowledgement, check the check form: "Yes" is provided, "no" is provided according to customer requirements.

REV.	CONTENT	DATE
X1	First Sample	2024.07.23
X2	修改线长	2024.11.20

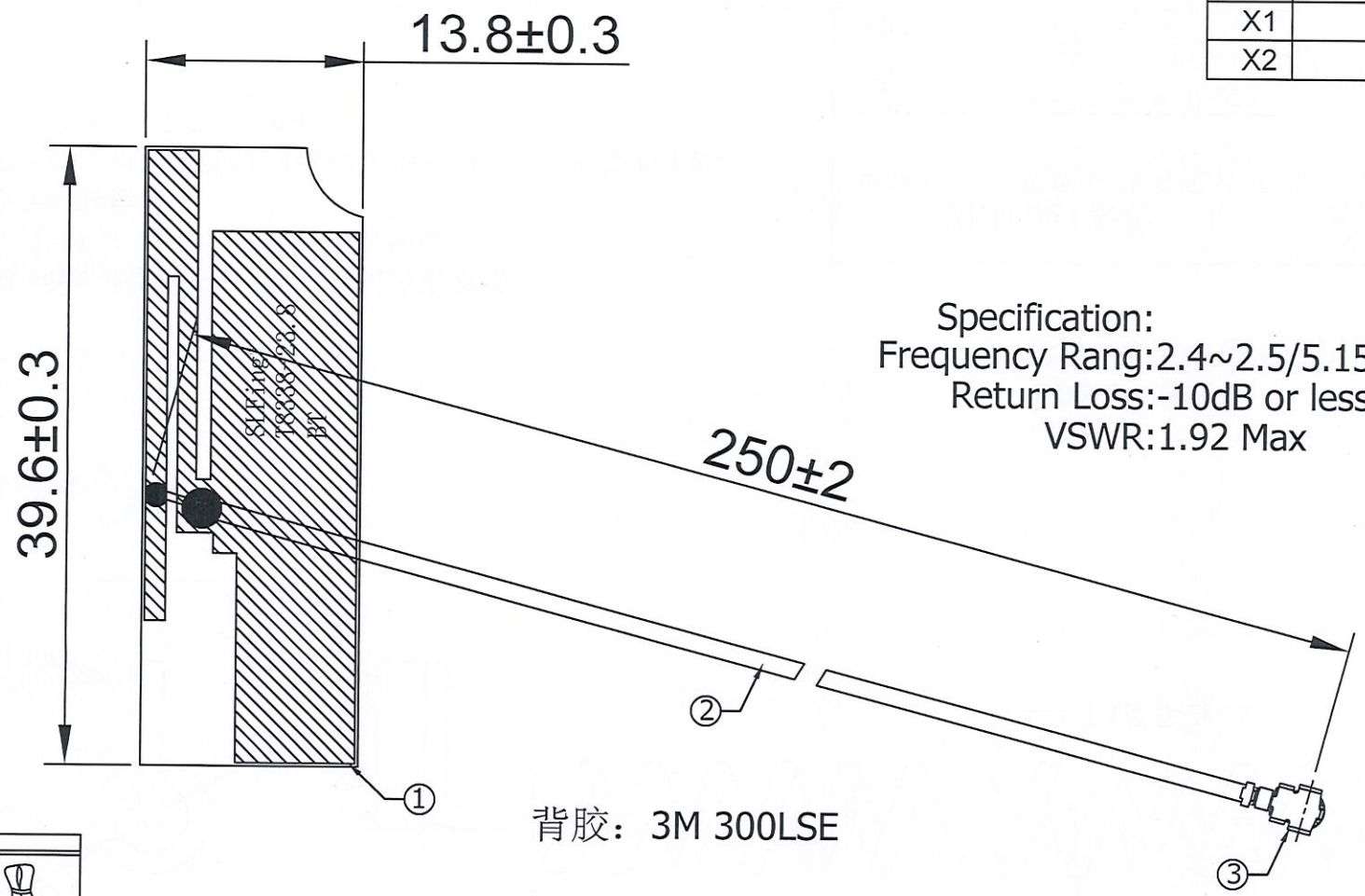

Specification:
Frequency Rang:2.4~2.5/5.15~7.15GHz(带机测试)
Return Loss:-10dB or less
VSWR:1.92 Max

背胶：3M 300LSE

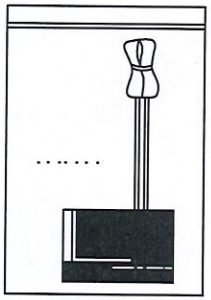

50pcs/Bundle
Packing:100pcs/bag

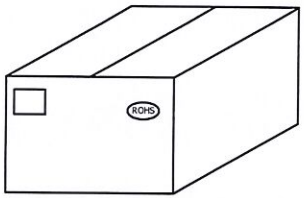

外箱须贴ROHS标签与物料标签各1PCS

NO	PART NAME	DESCRIPTION	REMARK	Q'TY
3	Connector	MHF Plug for Φ1.13 Cable	第一代端子	1
2	Cable	Φ1.13mm Coaxial Cable White,50Ω	低损耗线	1
1	FPCB	FPC,L39.6*W13.8*T0.2mm,Color:Black	300LSE Adhesive	1

SLEing® 森岭
东莞市森岭智能科技有限公司
DONGGUAN SLEing INTEL-TECH CO.,LTD

UNIT:mm	ANGLES ±0.5°	X. ±0.3
SHEET: 1/1	.XX ±0.05	XX. ±0.5
SCALE: 1/1		XXX. ±2.0

TOLERANCE UNLESS OTHERWISE SPECIFIED

CUSTOMER	
PART NO	
TITLE	BT ANTENNA
S.L P/NO	SLEingB247520210

SIZE	DRAWED	CHECKED	APPROVED
A4	Xiang	HZU	Tanyu

东莞市森岭智能科技有限公司 2024.11.20 工程部

电性测试报告

Test Reports

Electrical Properties	
Frequency	2.4~2.5/5.15~7.15GHz(带机测试)
Impedance	50 0hm Nominal
V.S.W.R	≤1.92
Return Loss	-10 dB Max
Radiation	Omni-directional
Gain (Peak)	2±0.5 dBi
Polarization	Linear, Vertical
Admitted Power	2 W
Connector	MHF
Physical Properties	
Antenna Material	FPCB
Cable Type	Φ1.13mm White
Operating Temp.	-40~+85 °C
Storage Temp.	-5~+30 °C

天线组装图

Antenna Profile

Device	天线走线具体如图所示。将天线固定好，装上主板，将天线端子扣在端口上（蓝色绿色红色方框） WiFi_0 天线如图中蓝线所示，天线线长 600mm，直径 1.13mm，1 代端子（黑色同轴线）。 WiFi_1 天线如图中绿线所示，天线线长 450mm，直径 1.13mm，1 代端子（灰色同轴线）。 BT 天线如图中红线所示，天线线长 250mm，直径 1.13mm，1 代端子（白色同轴线）。 
Antenna	4、粘贴 BT 天线 粘贴 BT 天线细节如下图所示。将 BT 天线顶部及右侧分别与壳体的顶部及右侧定位枝节对齐（红线所示），最后将天线由上往下依次粘贴即可。注意：天线粘贴时，天线不能粘偏、歪斜、起翘。 

S 参数测试

S ParameterTest

Agilent E5071C Network Analyzer	

BT 驻波 Antenna (NO.1)

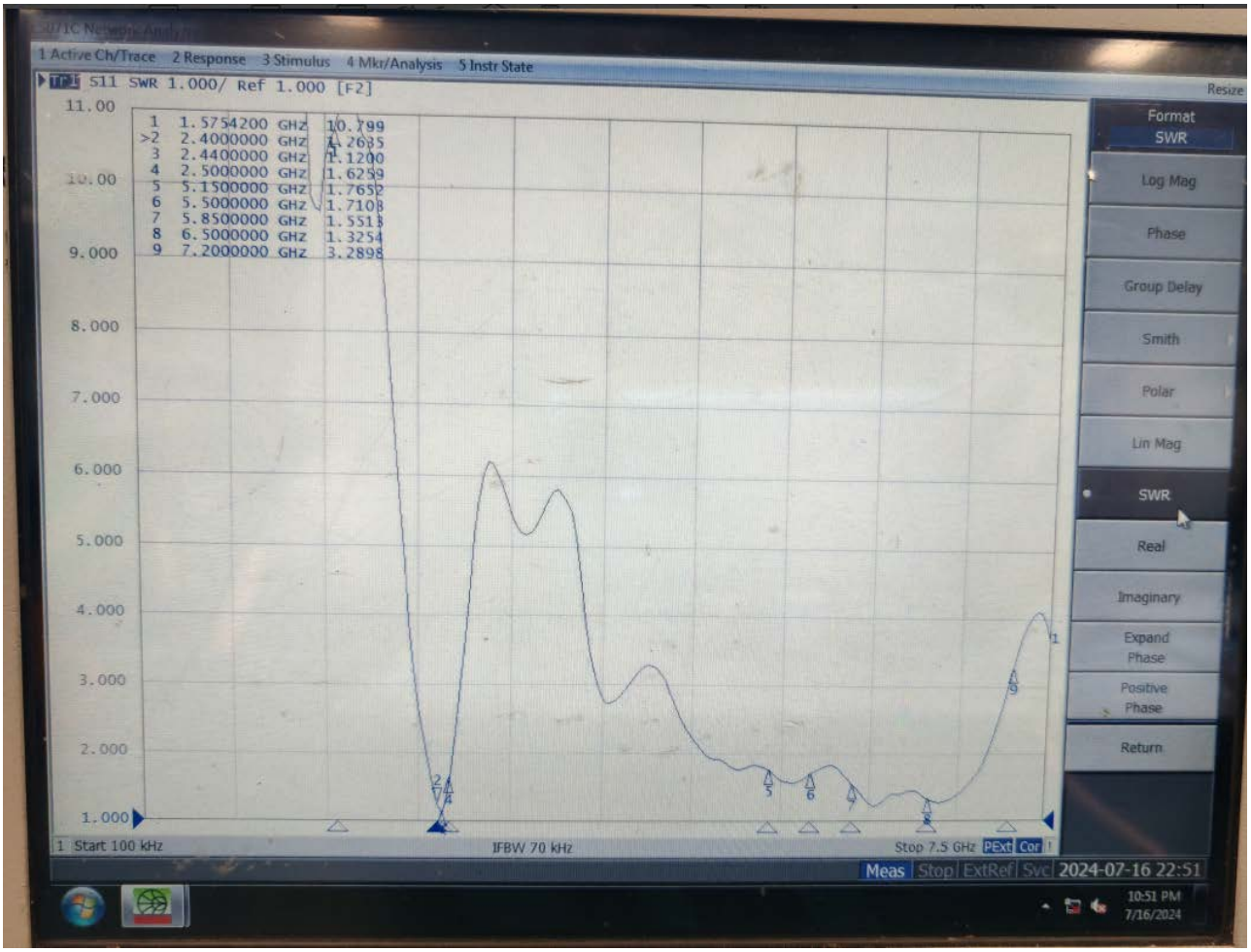

S 参数测试

S ParameterTest

Agilent E5071C Network Analyzer	

BT 回波损耗 Antenna (NO.1)

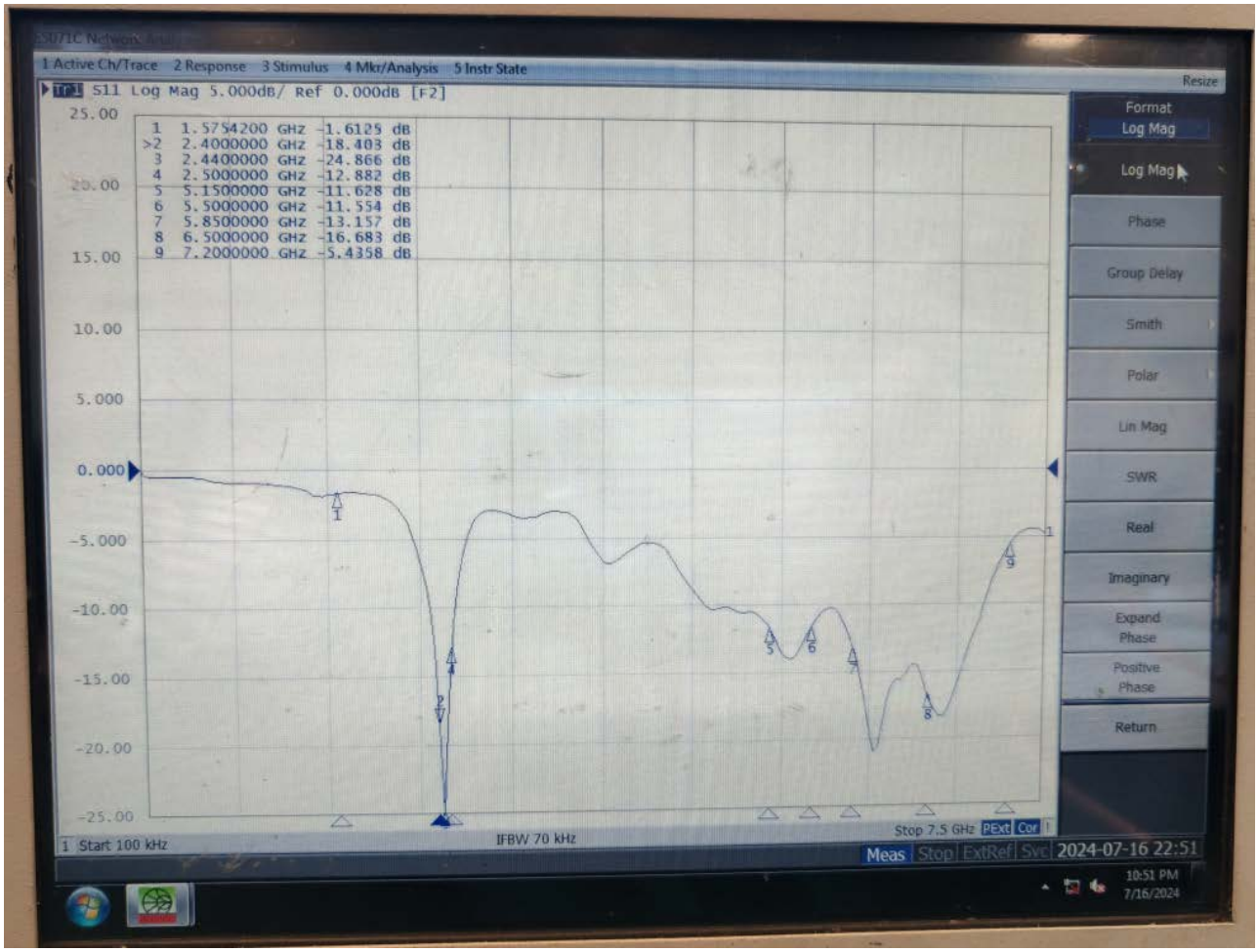

测试设备
Test Setup

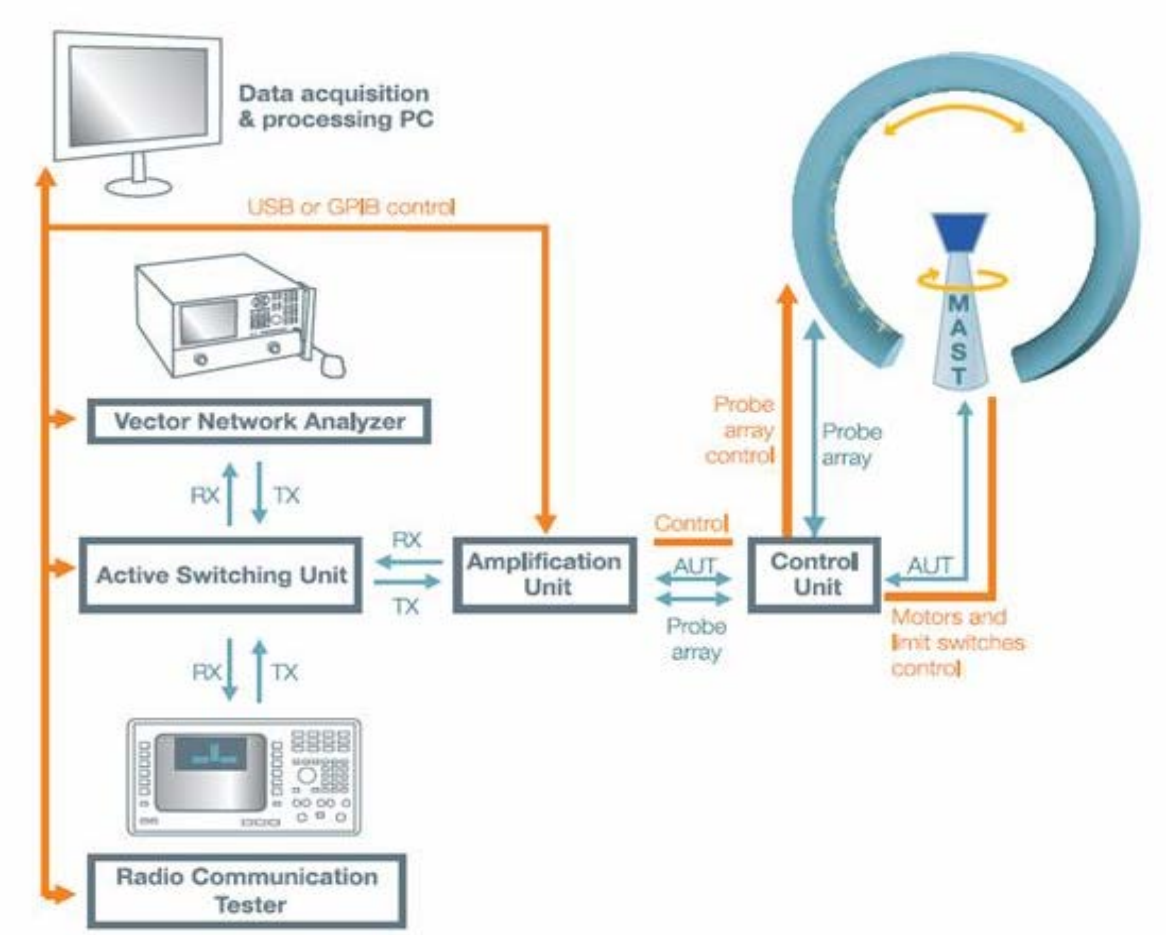

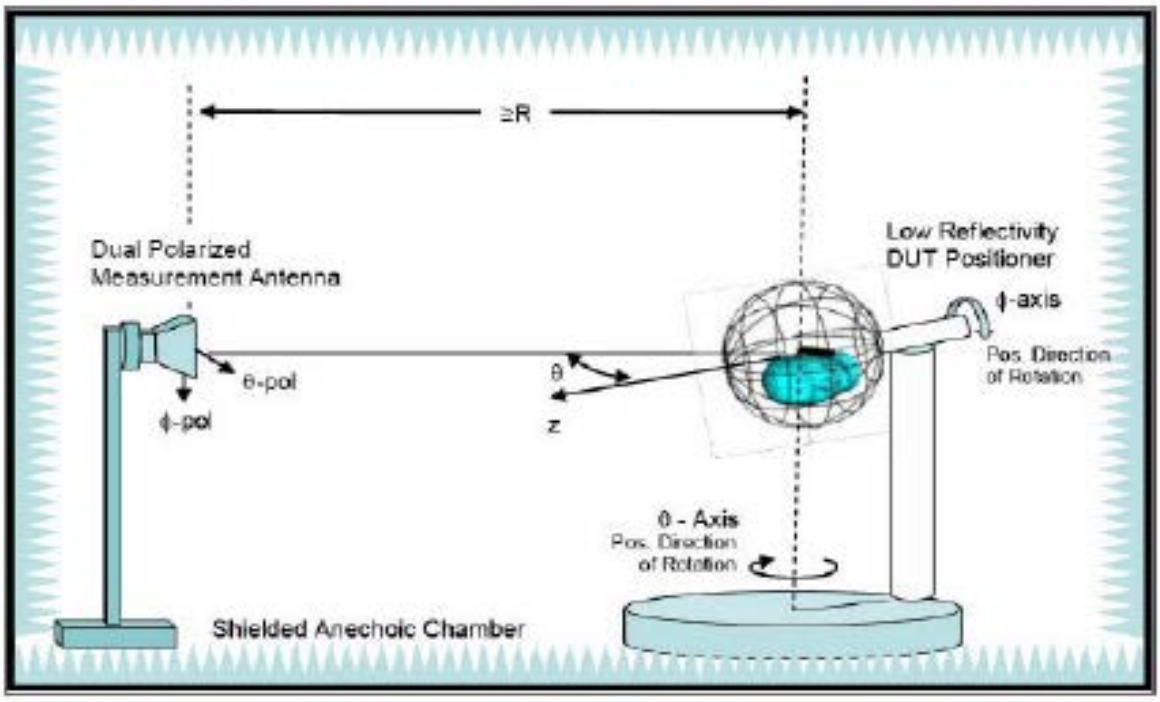

测试效率

Test Efficency

BT天线无源效率测试报告												
BT	Frequency ID	1	2	3	4	5	6	7	8	9	10	11
	equency (MH	2400.0	2410.0	2420.0	2430.0	2440.0	2450.0	2460.0	2470.0	2480.0	2490.0	2500.0
	Gain (dBi)	1.57	1.50	1.39	1.32	1.15	1.12	0.99	0.98	0.93	0.91	0.91
	fficiency (%	43.89	43.56	43.21	42.80	42.46	42.13	41.68	41.68	41.91	41.77	41.79

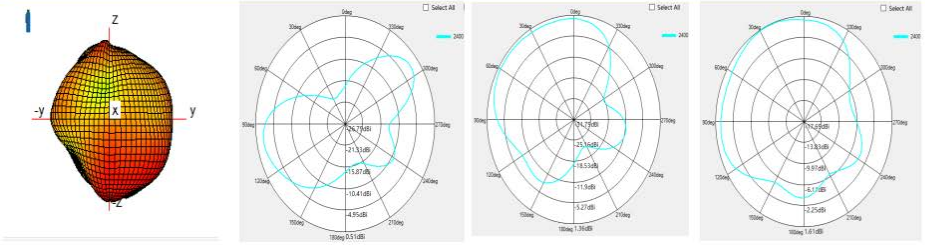

OTA

Operating Band	Bandwidth	Free Space Requirements		Channal	Testing Results		Gap	
		TRP	TIS		TRP	TIS（LCD ON）	TRP	TIS（LCD ON）
BT	BDR	2	-83	0	3.4	-85.3	1.4	2.3
		2	-83	39	3.9	-86.1	1.9	3.1
		2	-83	78	3.3	-85.6	1.3	2.6
		2.0	-83	Avg	3.5	-85.7	1.5	2.7