3DH5_Ant1_2402

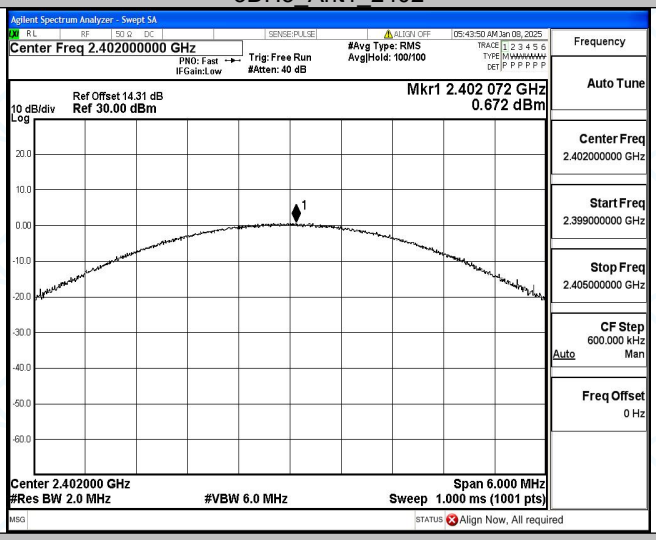

3DH5_Ant1_2441

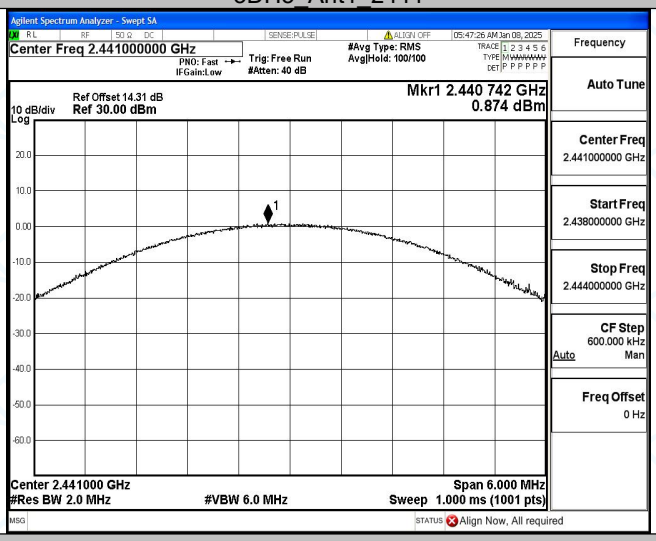

3DH5_Ant1_2480

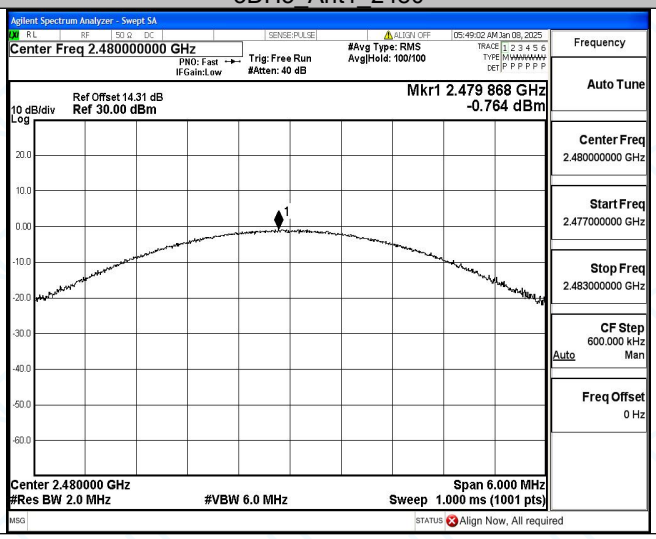

Appendix C: Carrier frequency separation

Test Result

TestMode	Antenna	Freq(MHz)	Result[MHz]	Limit[MHz]	Verdict
DH5	Ant1	Hop	0.998	≥0.957	PASS
2DH5	Ant1	Hop	1.002	≥0.898	PASS
3DH5	Ant1	Hop	0.972	≥0.888	PASS

Test Graphs

DH5_Ant1_Hop

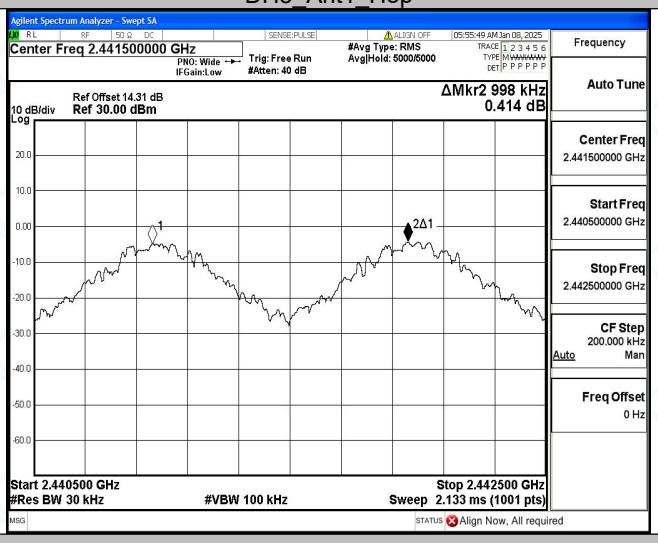

2DH5_Ant1_Hop

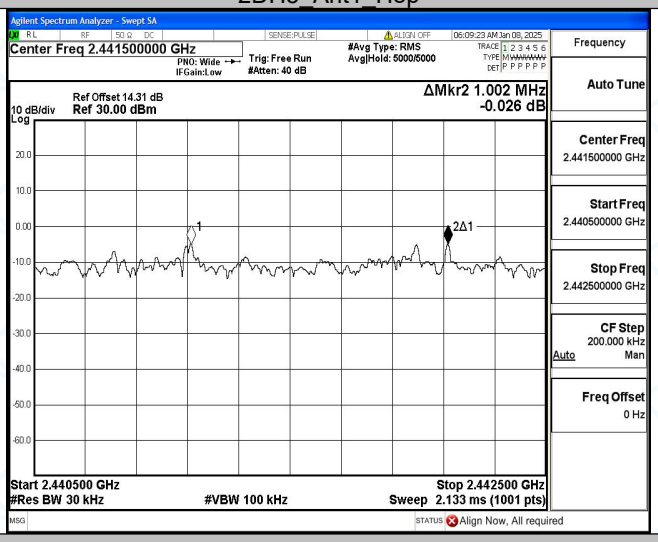

3DH5_Ant1_Hop

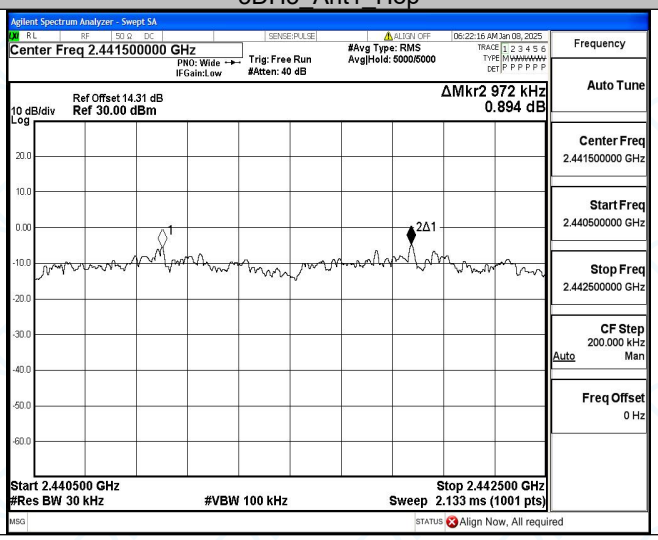

Appendix D: Dwell Time

Test Result

TestMode	Antenna	Freq(MHz)	BurstWidth [ms]	TotalHops [Num]	Result[s]	Limit[s]	Verdict
DH1	Ant1	Hop	0.410	320	0.131	≤0.4	PASS
DH3	Ant1	Hop	1.666	160	0.267	≤0.4	PASS
DH5	Ant1	Hop	2.915	106.67	0.311	≤0.4	PASS
2DH1	Ant1	Hop	0.421	320	0.135	≤0.4	PASS
2DH3	Ant1	Hop	1.672	160	0.268	≤0.4	PASS
2DH5	Ant1	Hop	2.920	106.67	0.311	≤0.4	PASS
3DH1	Ant1	Hop	0.421	320	0.135	≤0.4	PASS
3DH3	Ant1	Hop	1.674	160	0.067	≤0.4	PASS
3DH5	Ant1	Hop	2.922	106.67	0.312	≤0.4	PASS

Test Graphs

DH1_Ant1_Hop

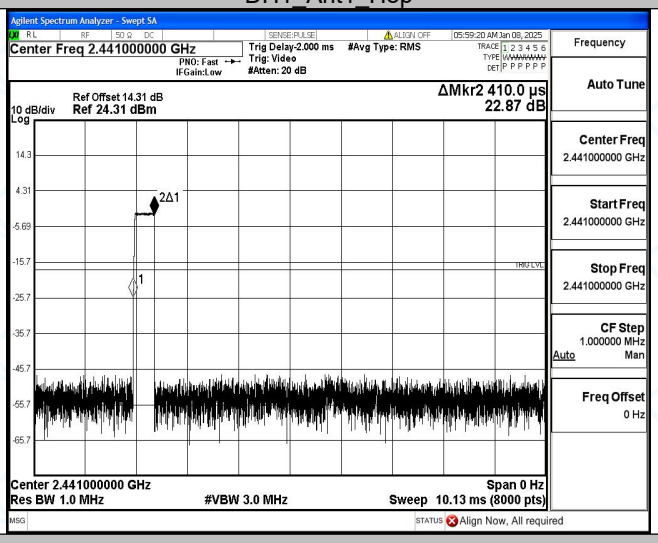

DH3_Ant1_Hop

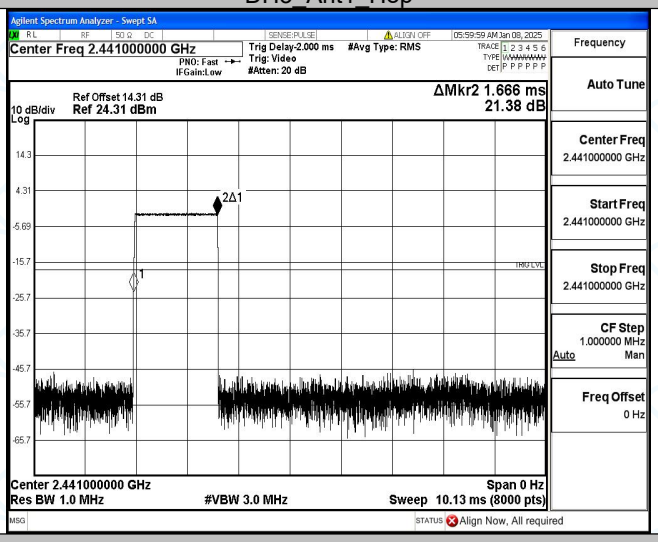

DH5_Ant1_Hop

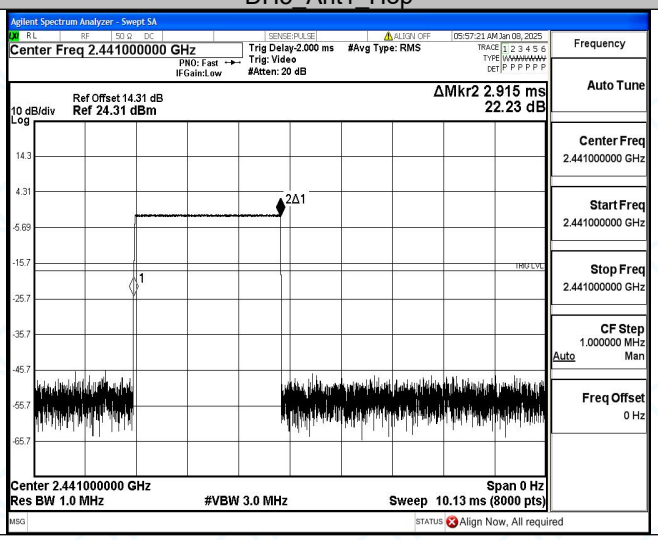

2DH1_Ant1_Hop

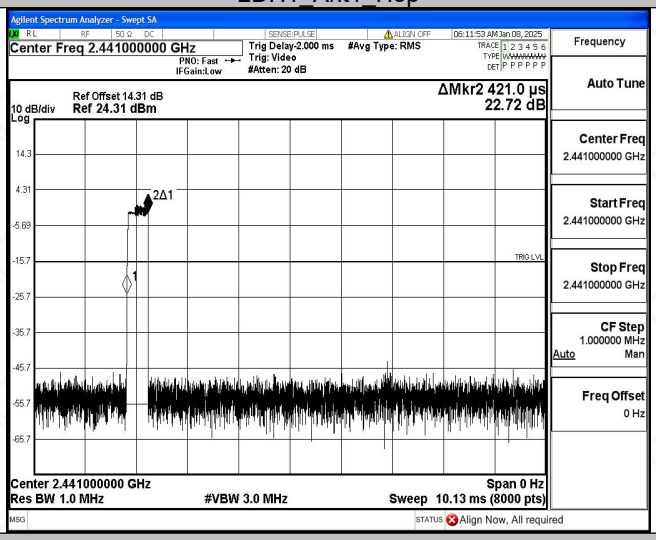

2DH3_Ant1_Hop

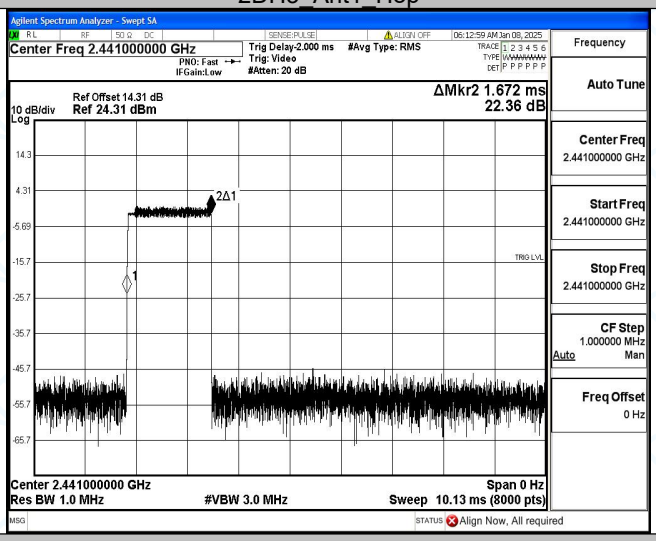

2DH5_Ant1_Hop

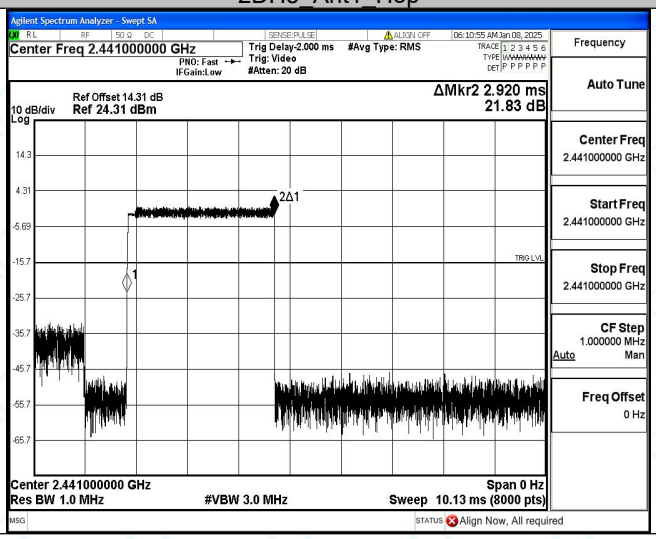

3DH1_Ant1_Hop

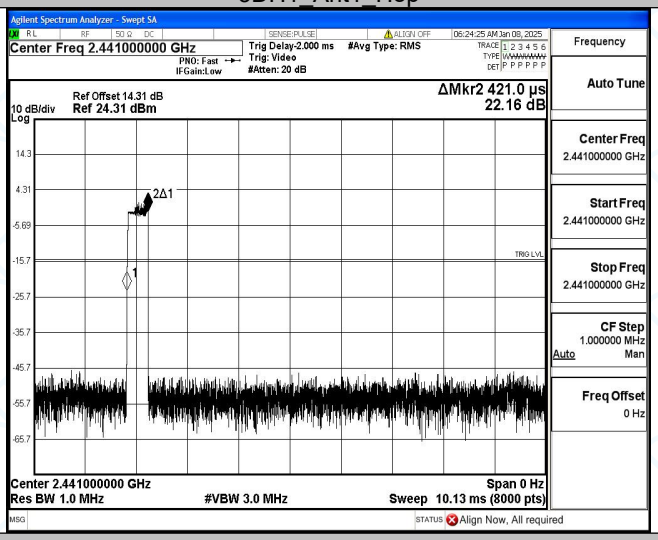

3DH3_Ant1_Hop

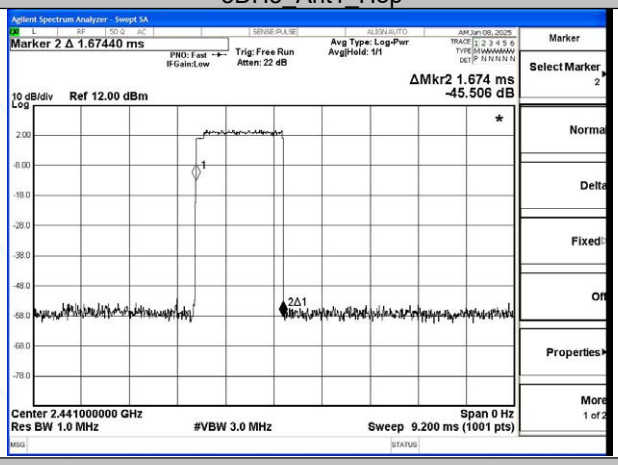

3DH5_Ant1_Hop

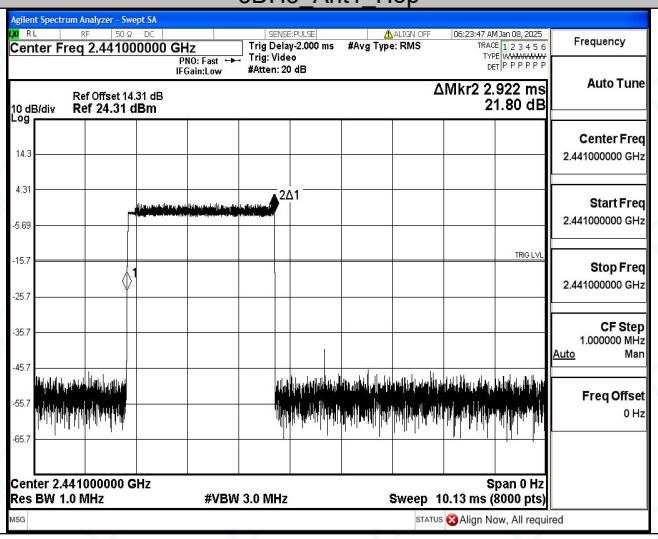

Appendix E: Number of hopping channels

Test Result

TestMode	Antenna	Freq(MHz)	Result[Num]	Limit[Num]	Verdict
DH5	Ant1	Hop	79	≥15	PASS
2DH5	Ant1	Hop	79	≥15	PASS
3DH5	Ant1	Hop	79	≥15	PASS

Test Graphs

DH5_Ant1_Hop

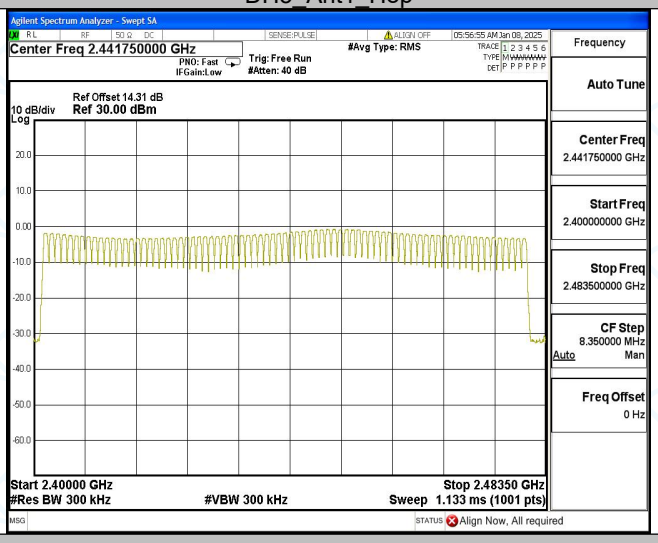

2DH5_Ant1_Hop

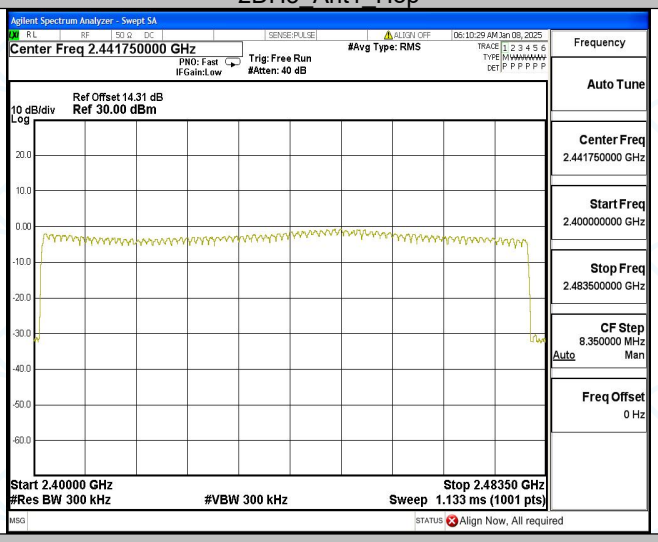

3DH5_Ant1_Hop

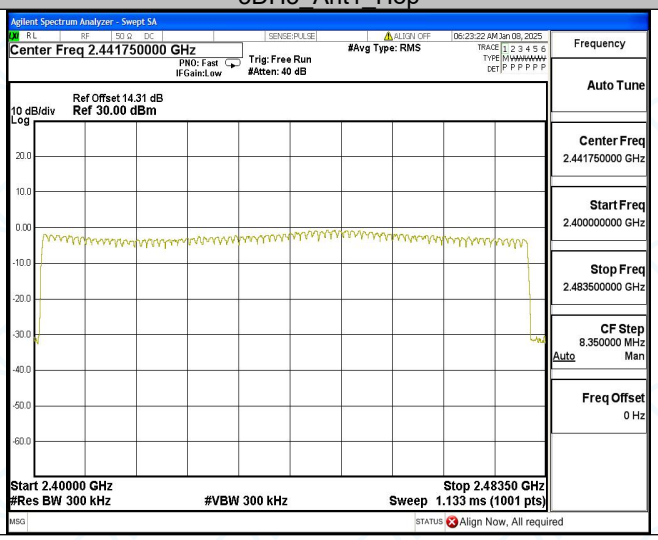

Appendix F: Band edge measurements

Test Result

TestMode	Antenna	ChName	Freq(MHz)	RefLevel [dBm]	Result [dBm]	Limit [dBm]	Verdict
DH5	Ant1	Low	2402	-4.97	-49.54	≤-24.97	PASS
		High	2480	-6.03	-49.3	≤-26.03	PASS
		Low	Hop_2402	-5.41	-50.35	≤-25.41	PASS
		High	Hop_2480	-6.26	-50.07	≤-26.26	PASS
2DH5	Ant1	Low	2402	-5.19	-49.17	≤-25.19	PASS
		High	2480	-7.16	-49.06	≤-27.16	PASS
		Low	Hop_2402	-7.18	-50.27	≤-27.18	PASS
		High	Hop_2480	-7.08	-49.43	≤-27.08	PASS
3DH5	Ant1	Low	2402	-4.90	-49.93	≤-24.9	PASS
		High	2480	-7.61	-49.91	≤-27.61	PASS
		Low	Hop_2402	-8.61	-50.11	≤-28.61	PASS
		High	Hop_2480	-5.88	-49.41	≤-25.88	PASS

.

Test Graphs

DH5_Ant1_Low_2402

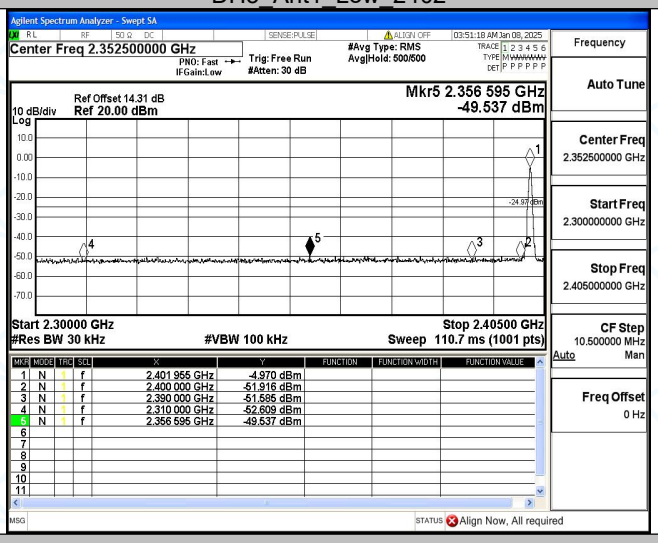

DH5_Ant1_High_2480

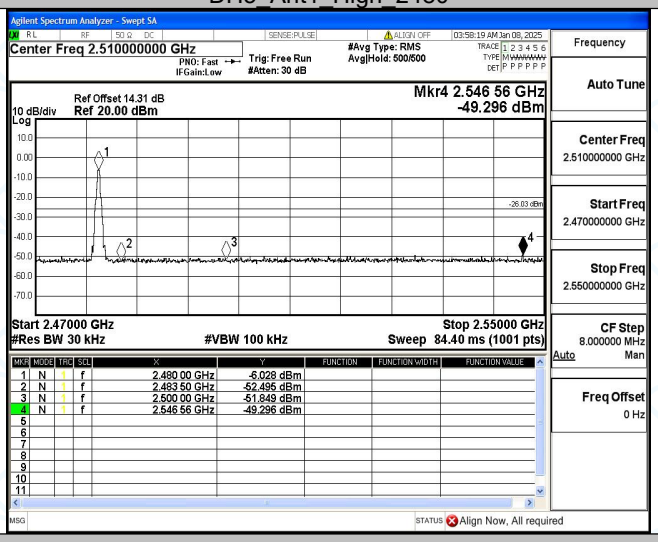

DH5_Ant1_Low_Hop_2402

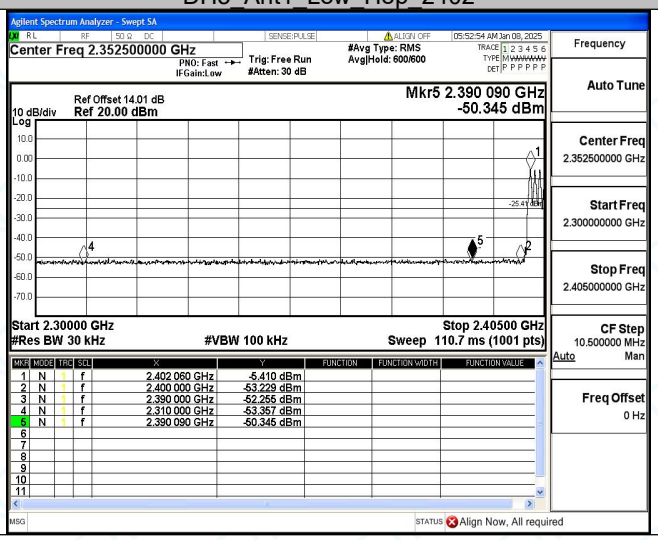

DH5_Ant1_High_Hop_2480

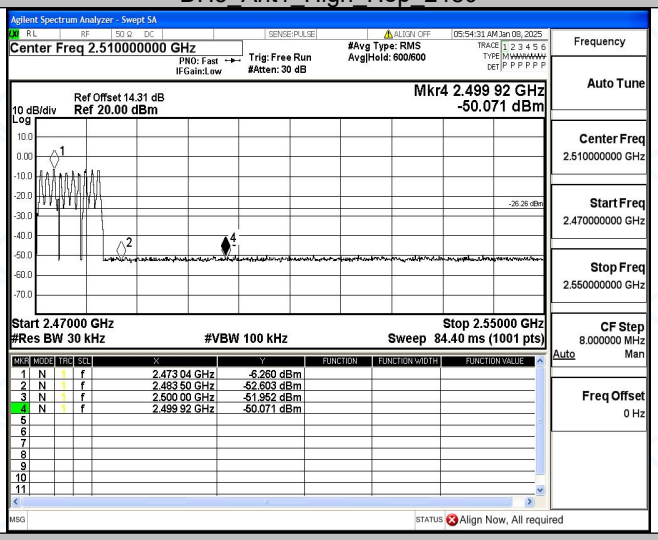

2DH5_Ant1_Low_2402

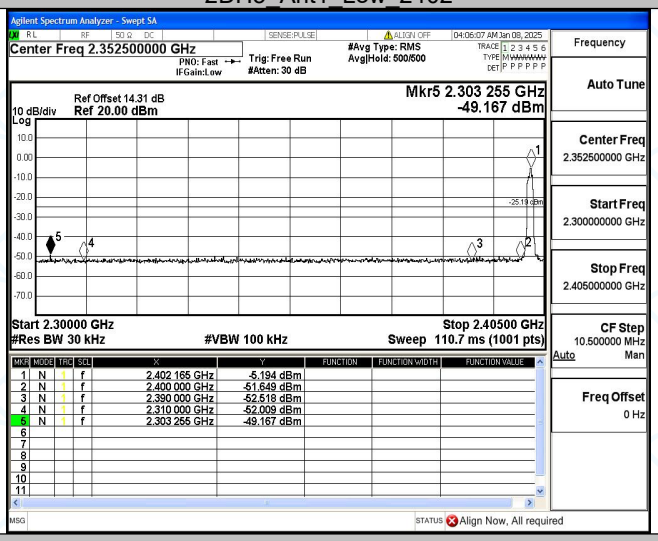

2DH5_Ant1_High_2480

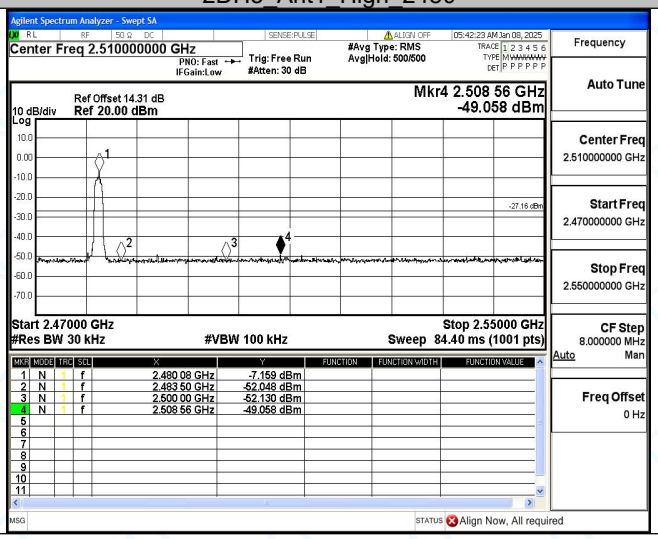

2DH5_Ant1_Low_Hop_2402

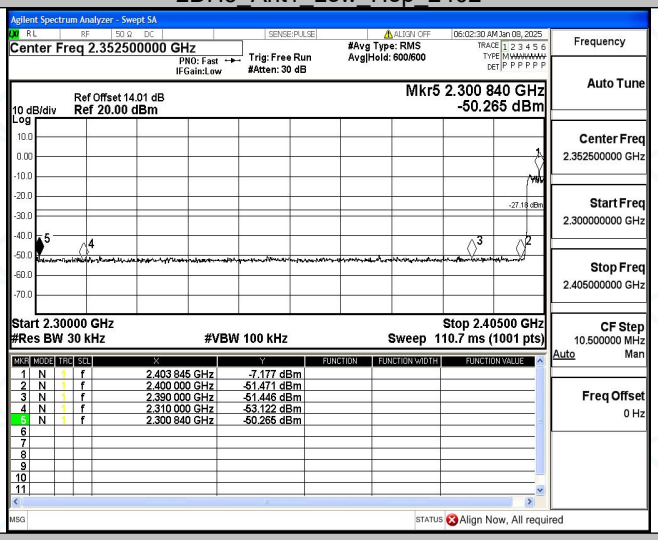

2DH5_Ant1_High_Hop_2480

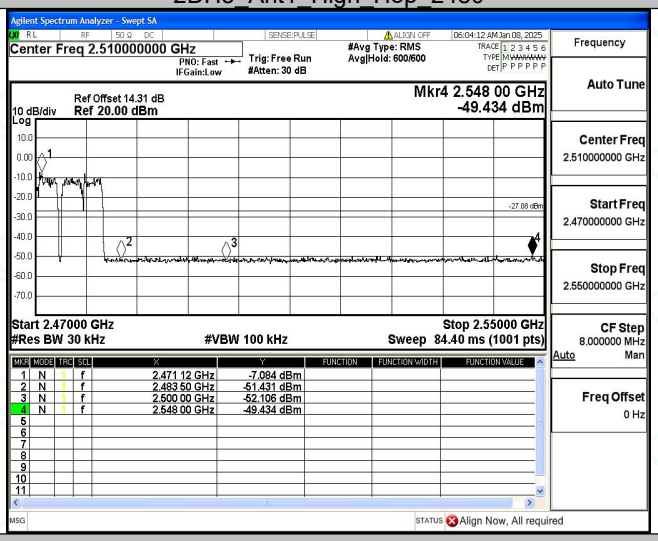

3DH5_Ant1_Low_2402

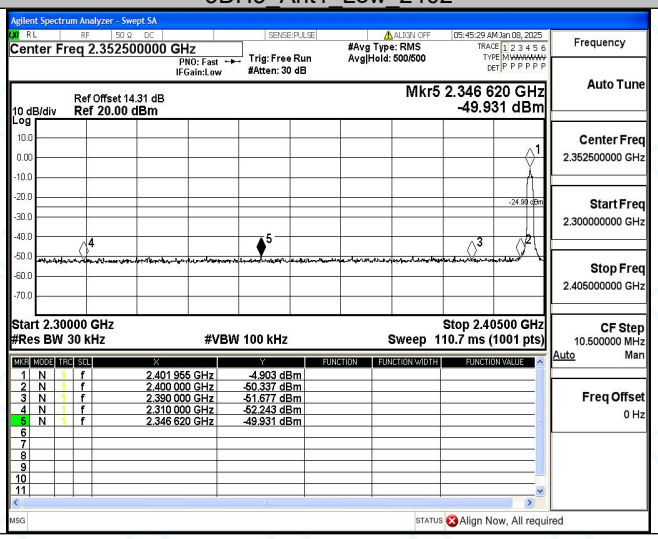

3DH5_Ant1_High_2480

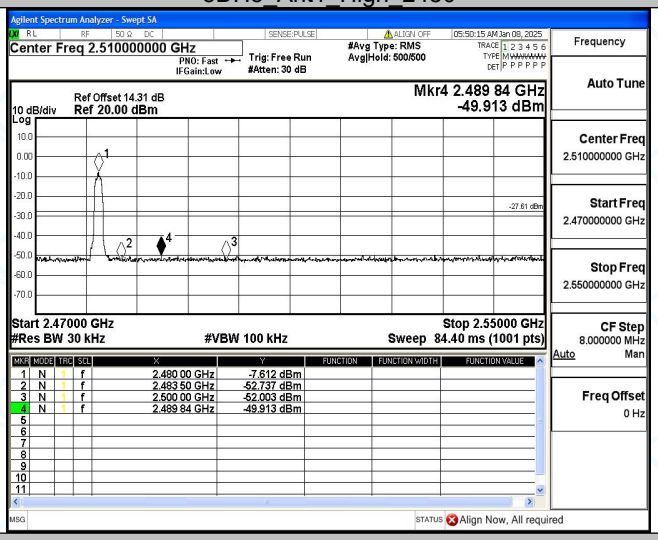

3DH5_Ant1_Low_Hop_2402

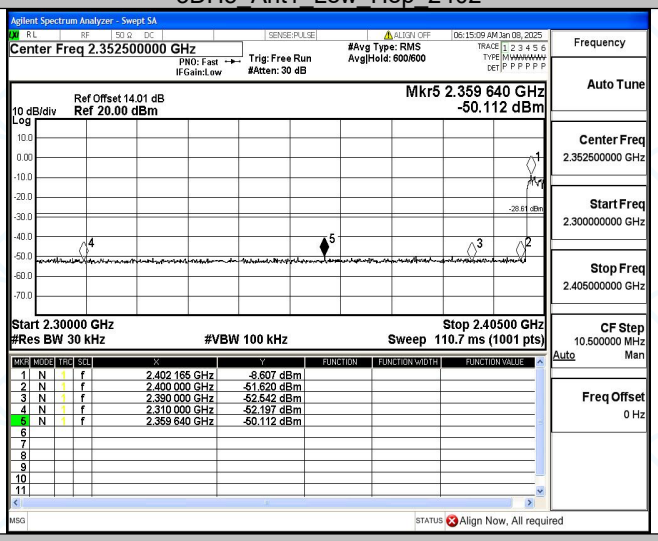

3DH5_Ant1_High_Hop_2480

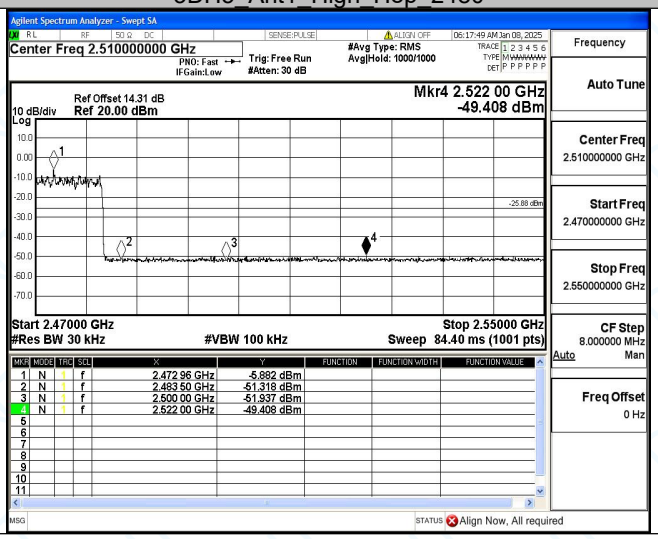

Appendix G: Conducted Spurious Emission

Test Result

TestMode	Antenna	Freq(MHz)	FreqRange [MHz]	RefLevel [dBm]	Result [dBm]	Limit [dBm]	Verdict
DH5	Ant1	2402	Reference	-2.77	-2.77	---	PASS
			30~1000	-2.77	-57.39	≤-22.77	PASS
			1000~26500	-2.77	-35.73	≤-22.77	PASS
		2441	Reference	-1.94	-1.94	---	PASS
			30~1000	-1.94	-57.2	≤-21.94	PASS
			1000~26500	-1.94	-35.24	≤-21.94	PASS
		2480	Reference	-3.92	-3.92	---	PASS
			30~1000	-3.92	-57.08	≤-23.92	PASS
			1000~26500	-3.92	-33.35	≤-23.92	PASS
2DH5	Ant1	2402	Reference	-2.52	-2.52	---	PASS
			30~1000	-2.52	-57.74	≤-22.52	PASS
			1000~26500	-2.52	-36.97	≤-22.52	PASS
		2441	Reference	-2.92	-2.92	---	PASS
			30~1000	-2.92	-57.61	≤-22.92	PASS
			1000~26500	-2.92	-36.71	≤-22.92	PASS
		2480	Reference	-4.97	-4.97	---	PASS
			30~1000	-4.97	-57.36	≤-24.97	PASS
			1000~26500	-4.97	-37.41	≤-24.97	PASS
3DH5	Ant1	2402	Reference	-2.83	-2.83	---	PASS
			30~1000	-2.83	-57.29	≤-22.83	PASS
			1000~26500	-2.83	-38.59	≤-22.83	PASS
		2441	Reference	-2.49	-2.49	---	PASS
			30~1000	-2.49	-57.12	≤-22.49	PASS
			1000~26500	-2.49	-34.06	≤-22.49	PASS
		2480	Reference	-4.15	-4.15	---	PASS
			30~1000	-4.15	-57.37	≤-24.15	PASS
			1000~26500	-4.15	-36.33	≤-24.15	PASS

Test Graphs

DH5_Ant1_2402_0~Reference

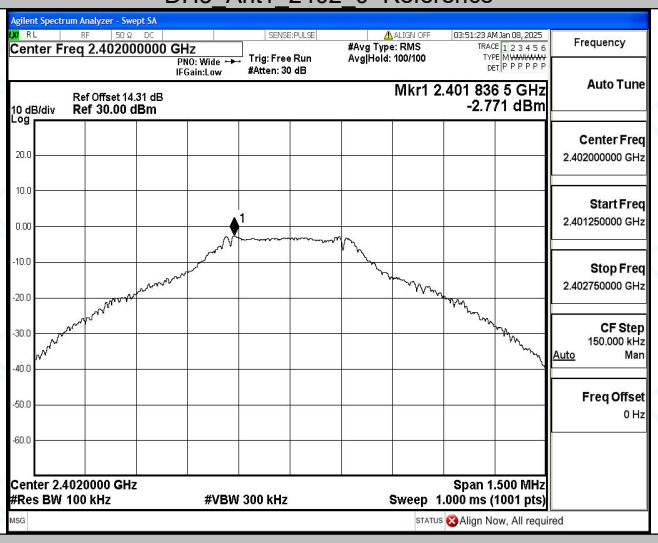

DH5_Ant1_2402_30~1000

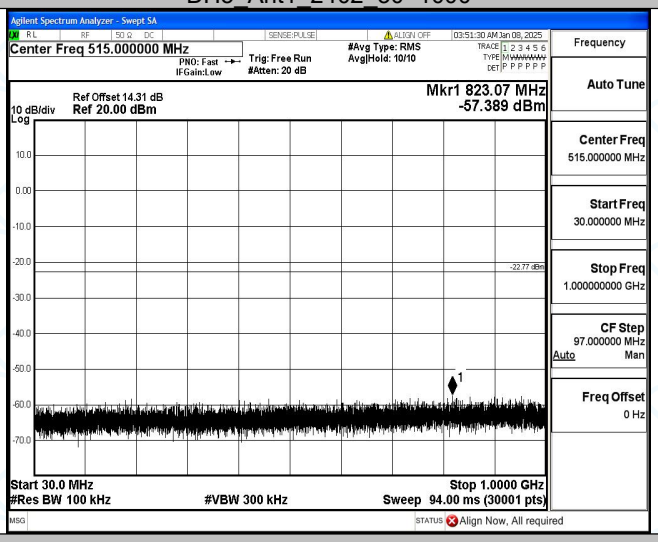
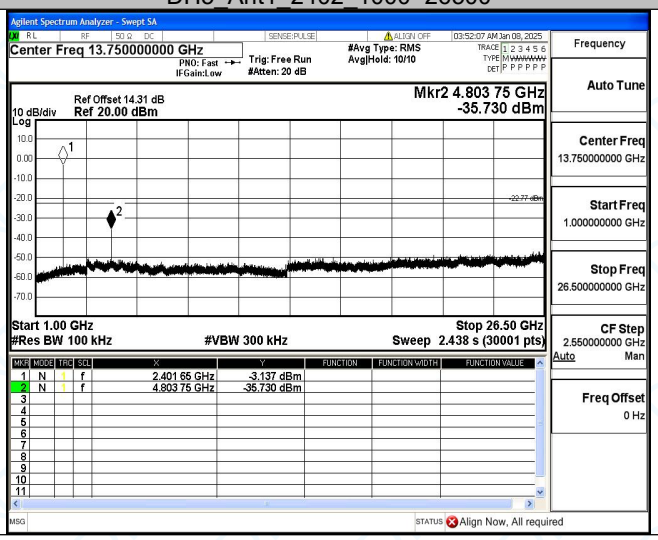
DH5_Ant1_2402_1000~26500