11N20SISO_Ant1_2412

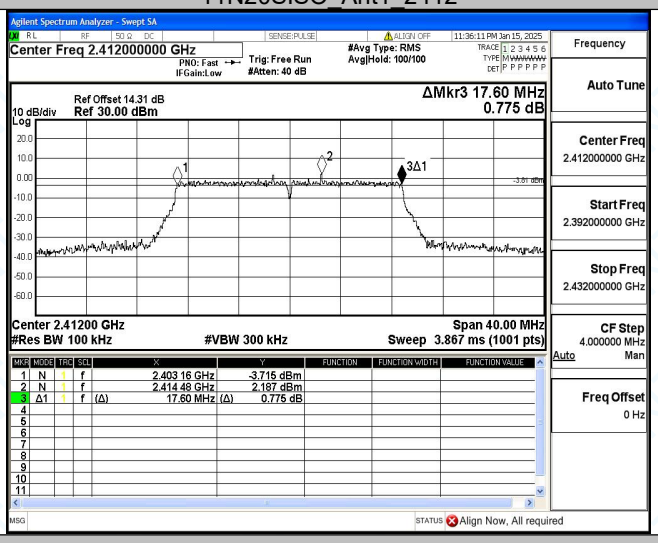


11N20SISO_Ant1_2437

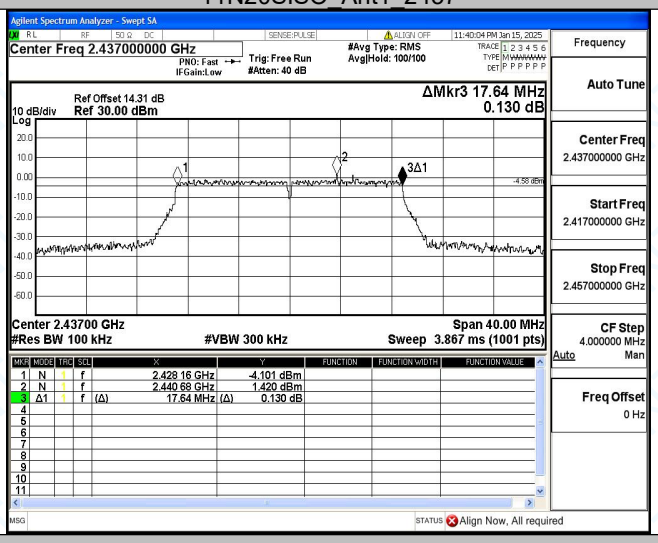


11N20SISO_Ant1_2462

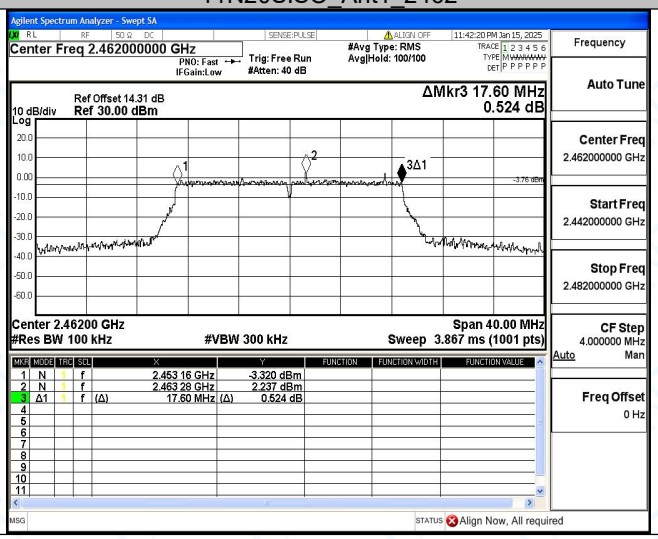

## 11N40SISO_Ant1_2422

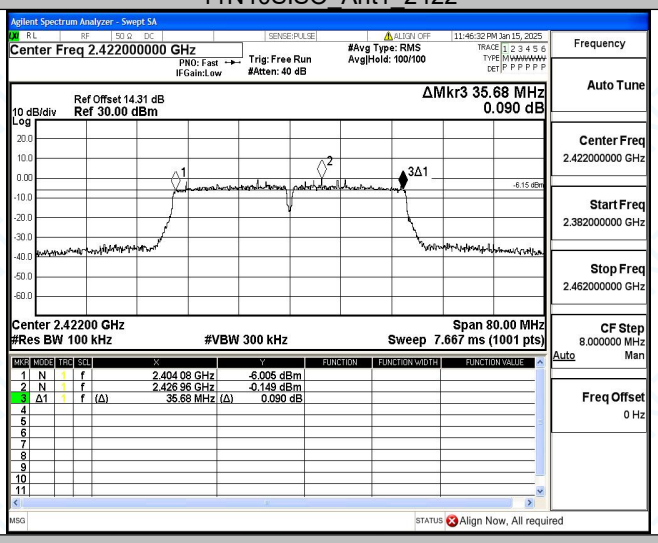


## 11N40SISO_Ant1_2437

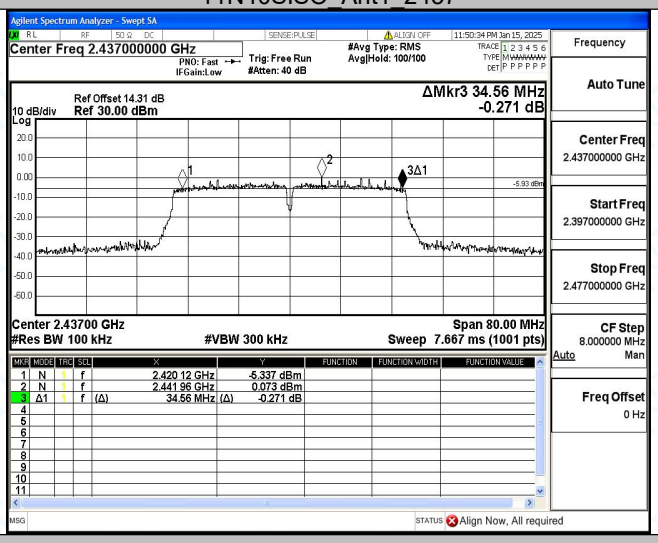


## 11N40SISO_Ant1_2452

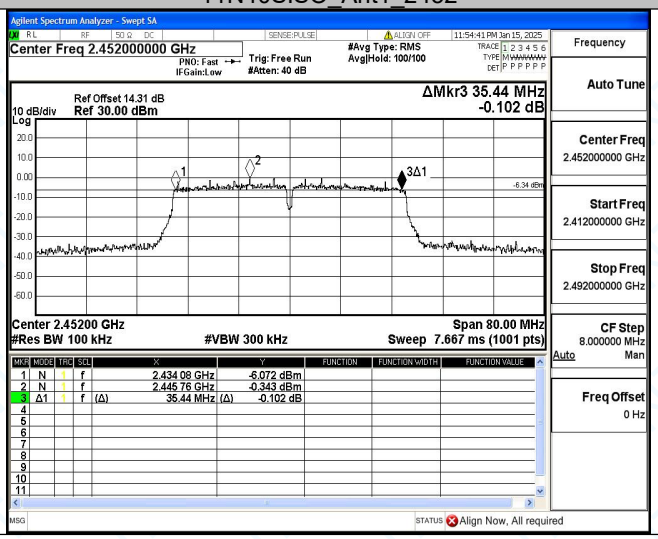

# Appendix C: Maximum conducted output power

**Test Result**

| Test Mode | Antenna | Frequency[MHz] | Result [dBm] | Limit [dBm] | Verdict |
|---|---|---|---|---|---|
| 11B | Ant1 | 2412 | 17.95 | ≤30.00 | PASS |
| | | 2437 | 18.11 | ≤30.00 | PASS |
| | | 2462 | 18.03 | ≤30.00 | PASS |
| 11G | Ant1 | 2412 | 20.44 | ≤30.00 | PASS |
| | | 2437 | 20.60 | ≤30.00 | PASS |
| | | 2462 | 20.59 | ≤30.00 | PASS |
| 11N20SISO | Ant1 | 2412 | 20.94 | ≤30.00 | PASS |
| | | 2437 | 21.12 | ≤30.00 | PASS |
| | | 2462 | 20.91 | ≤30.00 | PASS |
| 11N40SISO | Ant1 | 2422 | 21.00 | ≤30.00 | PASS |
| | | 2437 | 21.16 | ≤30.00 | PASS |
| | | 2452 | 21.08 | ≤30.00 | PASS |

# Appendix D: Maximum power spectral density

**Test Result**

| TestMode | Antenna | Frequency[MHz] | Result[dBm/3-100kHz] | Limit[dBm/3kHz] | Verdict |
|---|---|---|---|---|---|
| 11B | Ant1 | 2412 | -11.17 | ≤8.00 | PASS |
| | | 2437 | -11.34 | ≤8.00 | PASS |
| | | 2462 | -11.11 | ≤8.00 | PASS |
| 11G | Ant1 | 2412 | -14.15 | ≤8.00 | PASS |
| | | 2437 | -12.75 | ≤8.00 | PASS |
| | | 2462 | -14.48 | ≤8.00 | PASS |
| 11N20SISO | Ant1 | 2412 | -13.53 | ≤8.00 | PASS |
| | | 2437 | -13.31 | ≤8.00 | PASS |
| | | 2462 | -13.91 | ≤8.00 | PASS |
| 11N40SISO | Ant1 | 2422 | -15.32 | ≤8.00 | PASS |
| | | 2437 | -14.83 | ≤8.00 | PASS |
| | | 2452 | -15.05 | ≤8.00 | PASS |

**Test Graphs**

11B_Ant1_2412

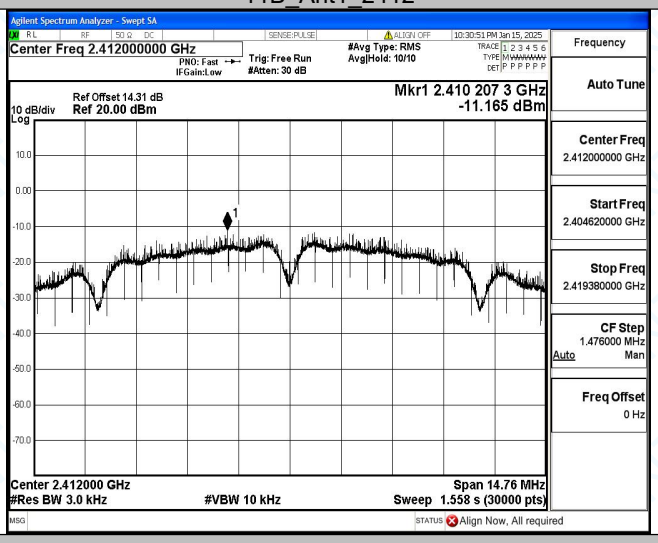


11B_Ant1_2437

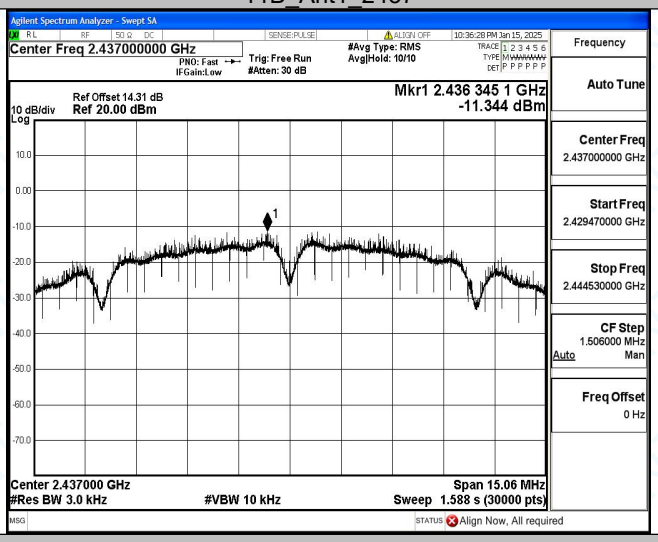


11B_Ant1_2462

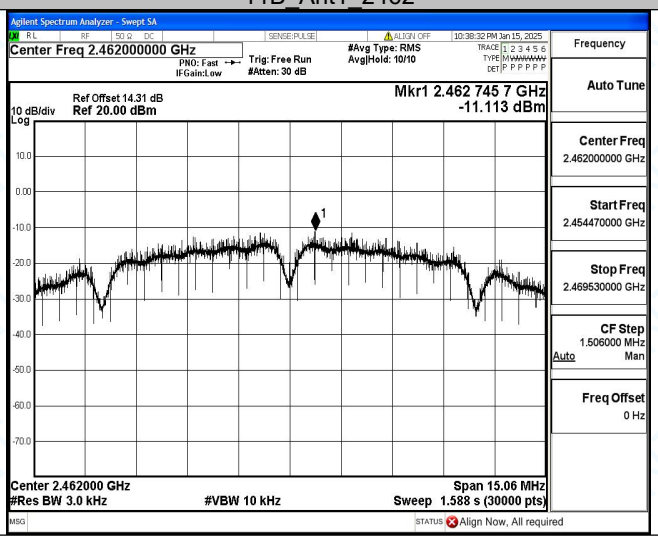

## 11G_Ant1_2412

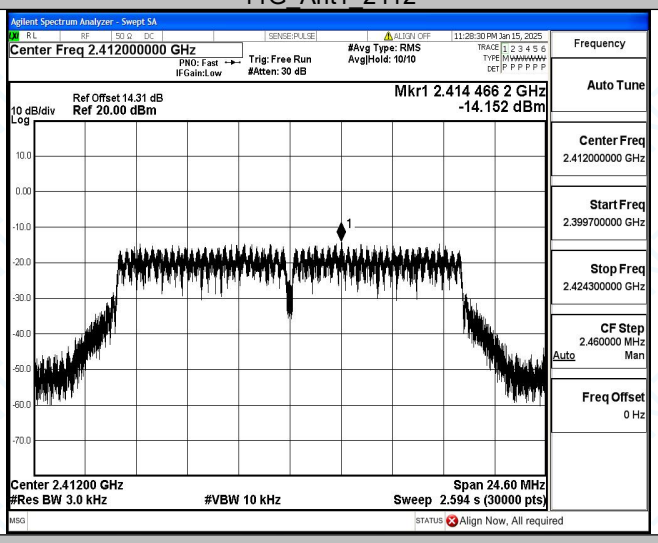


## 11G_Ant1_2437

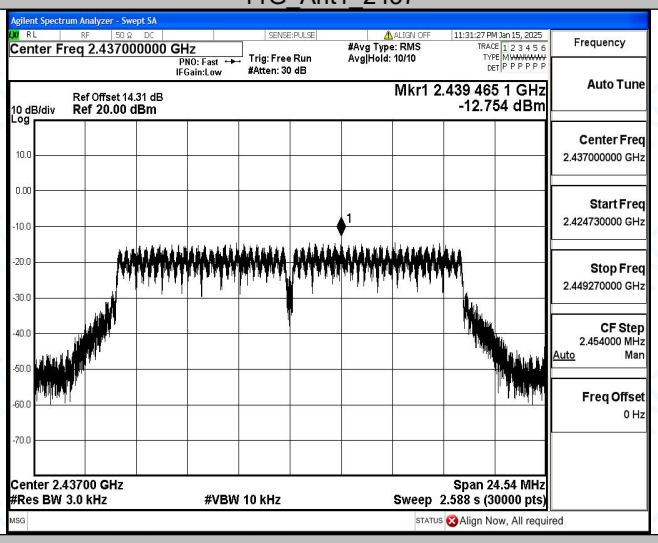


## 11G_Ant1_2462

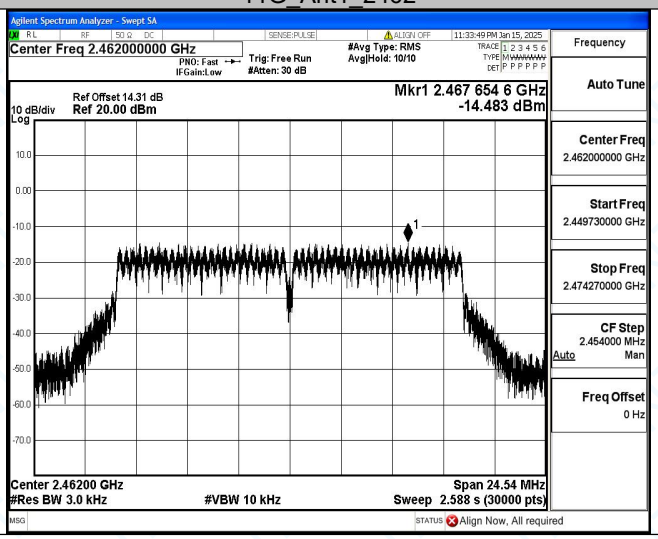

11N20SISO_Ant1_2412

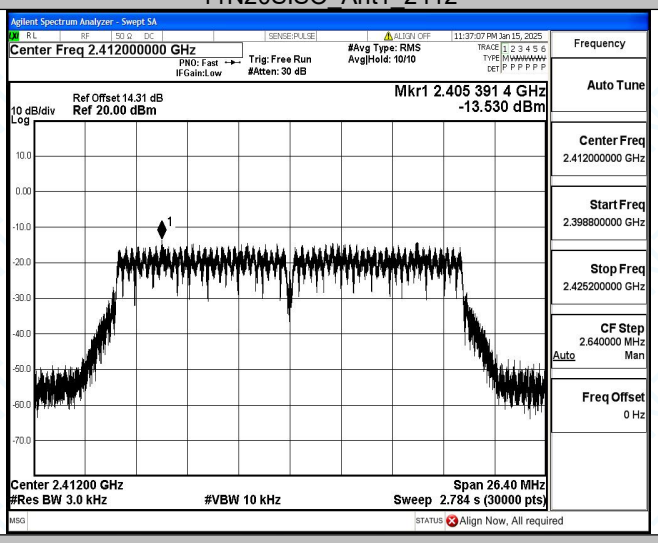


11N20SISO_Ant1_2437

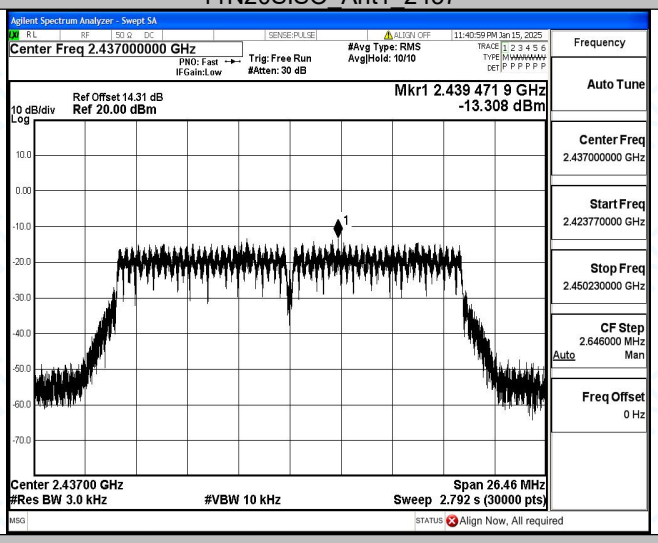


11N20SISO_Ant1_2462

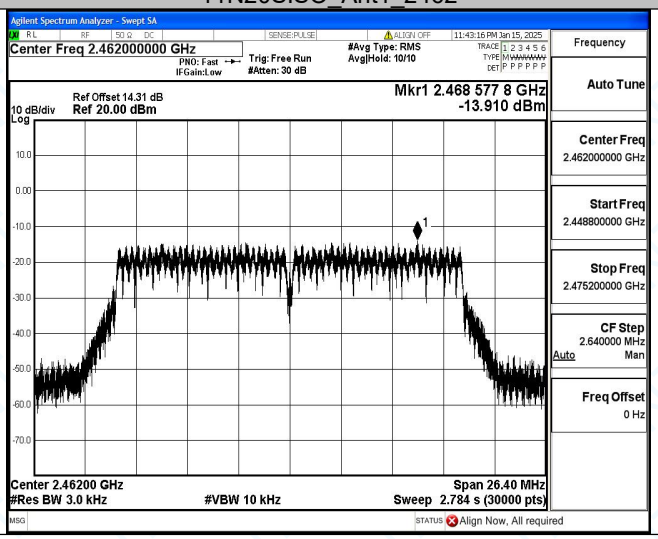

11N40SISO_Ant1_2422

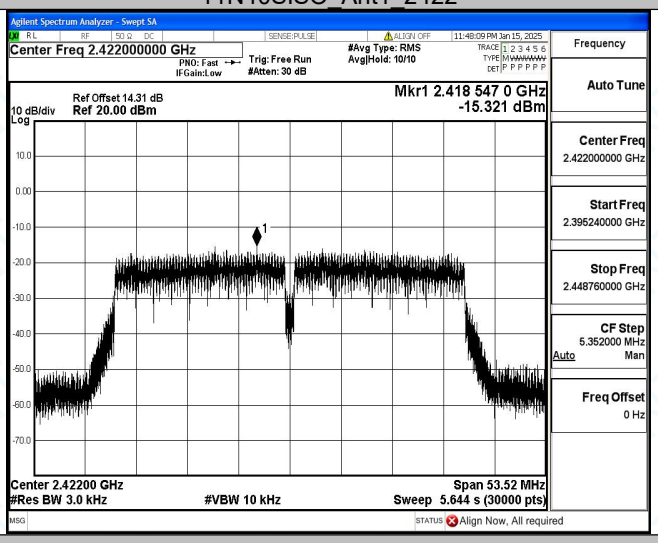


11N40SISO_Ant1_2437

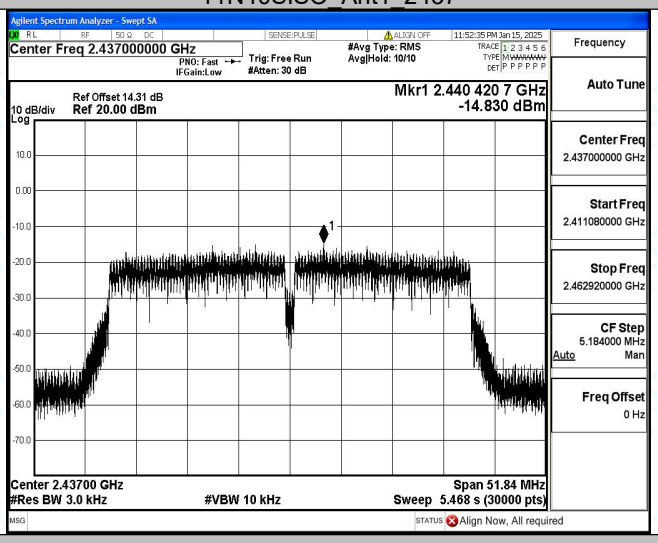


11N40SISO_Ant1_2452

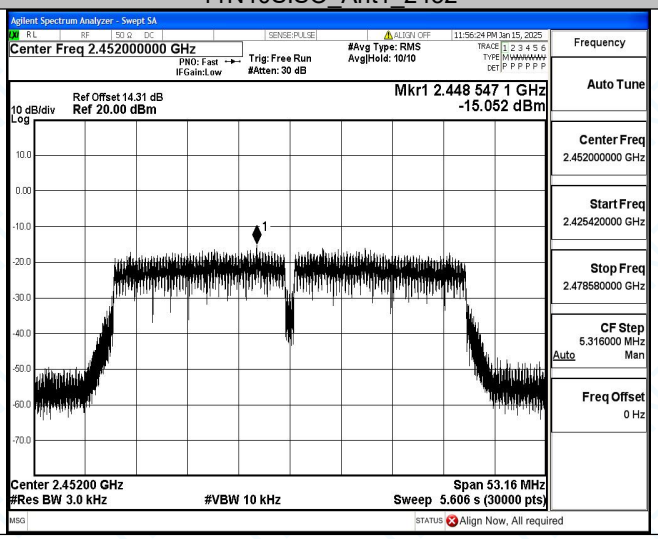

# Appendix E: Band edge measurements

**Test Result**

| TestMode | Antenna | ChName | Frequency[MHz] | RefLevel[dBm] | Result[dBm] | Limit[dBm] | Verdict |
|---|---|---|---|---|---|---|---|
| 11B | Ant1 | Low | 2412 | 5.59 | -25.97 | ≤-14.41 | PASS |
| | | High | 2462 | 5.65 | -43.52 | ≤-14.35 | PASS |
| 11G | Ant1 | Low | 2412 | 2.08 | -28.79 | ≤-17.92 | PASS |
| | | High | 2462 | 1.81 | -40.14 | ≤-18.19 | PASS |
| 11N20SISO | Ant1 | Low | 2412 | 1.51 | -33.74 | ≤-18.49 | PASS |
| | | High | 2462 | 2.47 | -39.61 | ≤-17.54 | PASS |
| 11N40SISO | Ant1 | Low | 2422 | -0.34 | -33.81 | ≤-20.34 | PASS |
| | | High | 2452 | -0.06 | -34.91 | ≤-20.06 | PASS |

**Test Graphs**

11B_Ant1_Low_2412

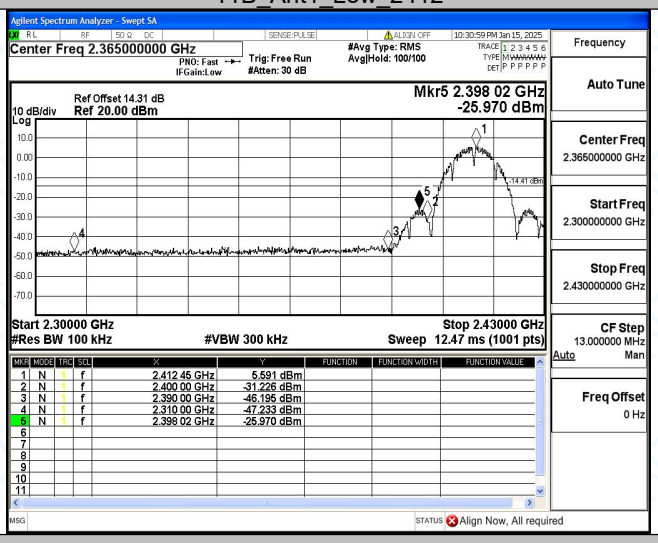


11B_Ant1_High_2462

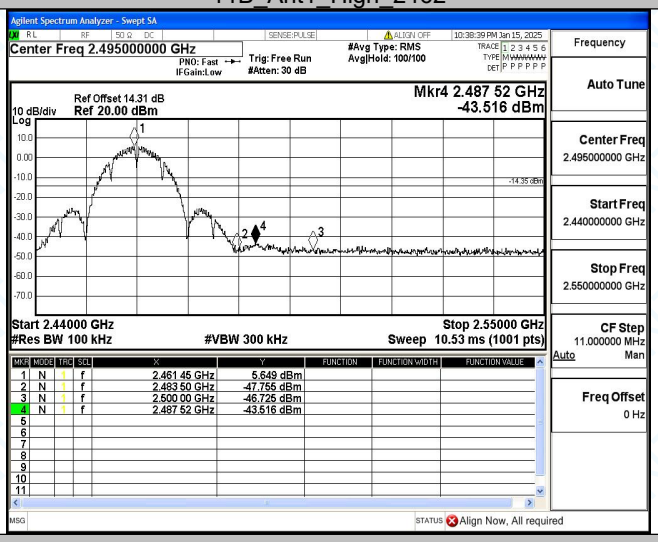


11G_Ant1_Low_2412

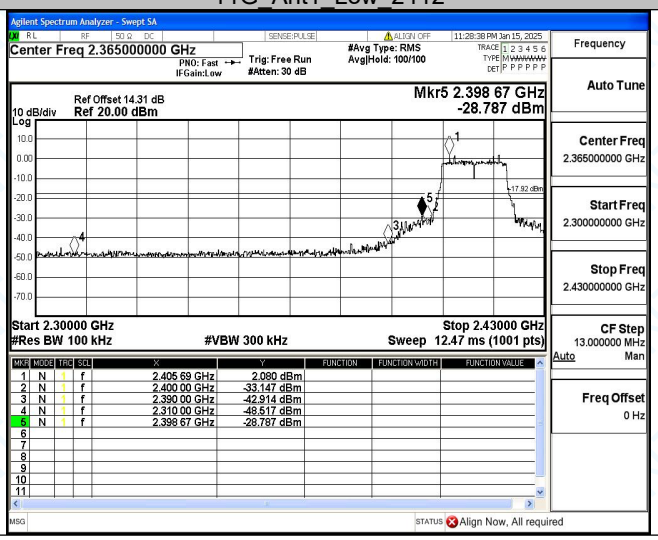

## 11G_Ant1_High_2462

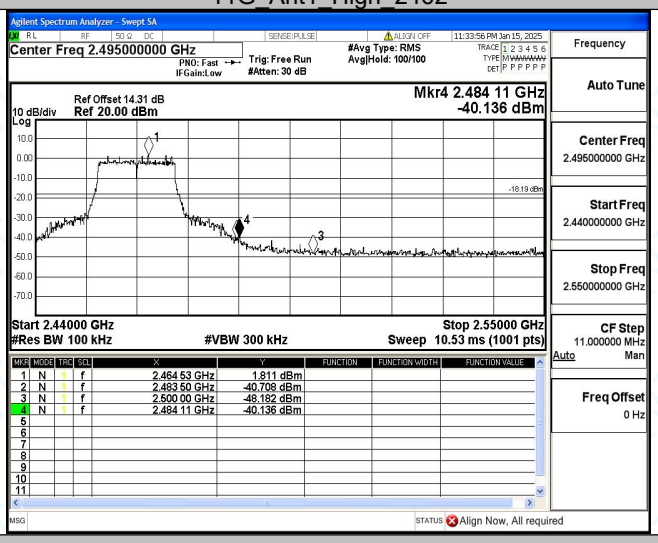


## 11N20SISO_Ant1_Low_2412

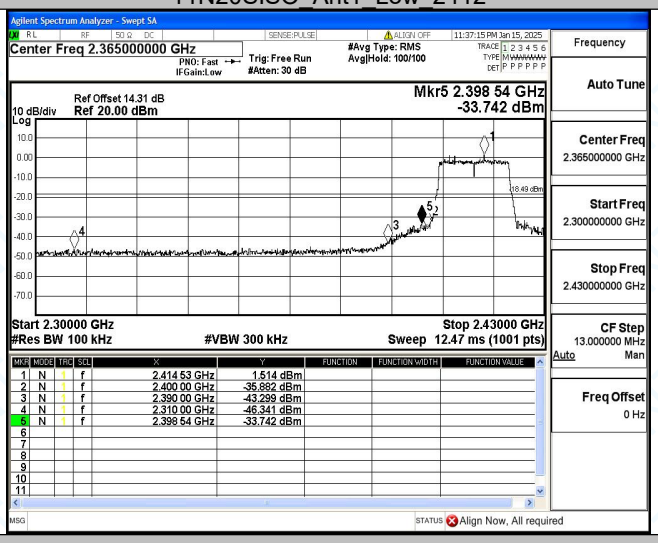


## 11N20SISO_Ant1_High_2462

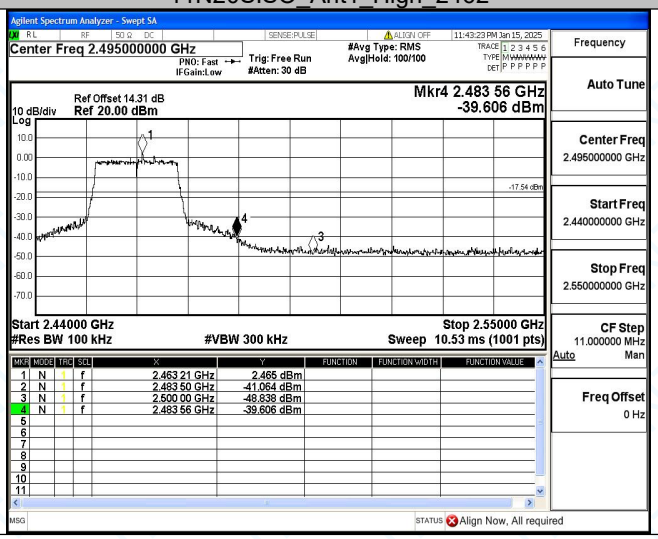

## 11N40SISO_Ant1_Low_2422

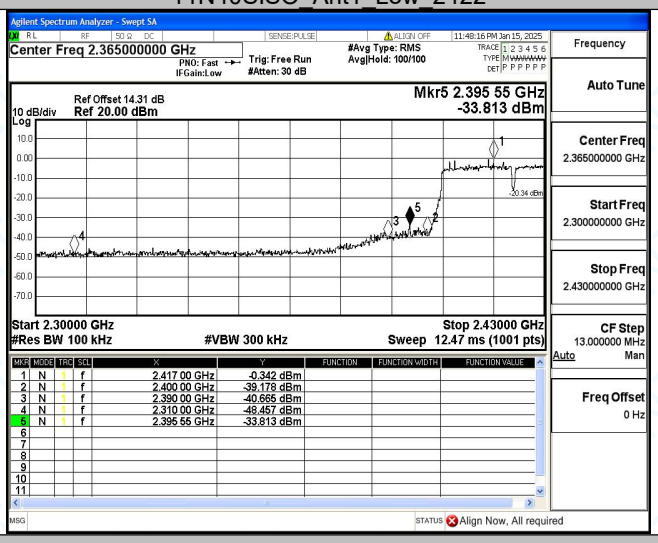


## 11N40SISO_Ant1_High_2452

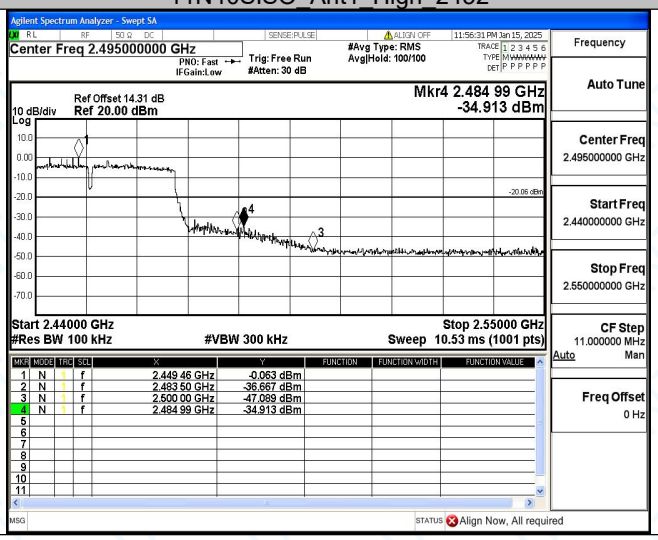

# Appendix F: Conducted Spurious Emission

**Test Result**

| TestMode | Antenna | Frequency[MHz] | FreqRange [Mhz] | RefLevel [dBm] | Result [dBm] | Limit [dBm] | Verdict |
|---|---|---|---|---|---|---|---|
| 11B | Ant1 | 2412 | Reference | 5.57 | 5.57 | --- | PASS |
| | | | 30~1000 | 5.57 | -57.35 | ≤-14.43 | PASS |
| | | | 1000~26500 | 5.57 | -43.4 | ≤-14.43 | PASS |
| | | 2437 | Reference | 4.82 | 4.82 | --- | PASS |
| | | | 30~1000 | 4.82 | -56.64 | ≤-15.18 | PASS |
| | | | 1000~26500 | 4.82 | -44.67 | ≤-15.18 | PASS |
| | | 2462 | Reference | 5.19 | 5.19 | --- | PASS |
| | | | 30~1000 | 5.19 | -57.92 | ≤-14.81 | PASS |
| | | | 1000~26500 | 5.19 | -47.74 | ≤-14.81 | PASS |
| 11G | Ant1 | 2412 | Reference | -1.64 | -1.64 | --- | PASS |
| | | | 30~1000 | -1.64 | -57.62 | ≤-21.64 | PASS |
| | | | 1000~26500 | -1.64 | -47.6 | ≤-21.64 | PASS |
| | | 2437 | Reference | -1.65 | -1.65 | --- | PASS |
| | | | 30~1000 | -1.65 | -58.07 | ≤-21.65 | PASS |
| | | | 1000~26500 | -1.65 | -46.75 | ≤-21.65 | PASS |
| | | 2462 | Reference | 1.66 | 1.66 | --- | PASS |
| | | | 30~1000 | 1.66 | -57.86 | ≤-18.34 | PASS |
| | | | 1000~26500 | 1.66 | -47.59 | ≤-18.34 | PASS |
| 11N20SISO | Ant1 | 2412 | Reference | -1.64 | -1.64 | --- | PASS |
| | | | 30~1000 | -1.64 | -57.36 | ≤-21.64 | PASS |
| | | | 1000~26500 | -1.64 | -47.66 | ≤-21.64 | PASS |
| | | 2437 | Reference | -1.33 | -1.33 | --- | PASS |
| | | | 30~1000 | -1.33 | -57.26 | ≤-21.33 | PASS |
| | | | 1000~26500 | -1.33 | -47.41 | ≤-21.33 | PASS |
| | | 2462 | Reference | -1.52 | -1.52 | --- | PASS |
| | | | 30~1000 | -1.52 | -56.49 | ≤-21.52 | PASS |
| | | | 1000~26500 | -1.52 | -47.77 | ≤-21.52 | PASS |
| 11N40SISO | Ant1 | 2422 | Reference | -3.26 | -3.26 | --- | PASS |
| | | | 30~1000 | -3.26 | -58.26 | ≤-23.26 | PASS |
| | | | 1000~26500 | -3.26 | -47.43 | ≤-23.26 | PASS |
| | | 2437 | Reference | -2.12 | -2.12 | --- | PASS |
| | | | 30~1000 | -2.12 | -57.16 | ≤-22.12 | PASS |
| | | | 1000~26500 | -2.12 | -46.85 | ≤-22.12 | PASS |
| | | 2452 | Reference | -1.13 | -1.13 | --- | PASS |
| | | | 30~1000 | -1.13 | -56.75 | ≤-21.13 | PASS |
| | | | 1000~26500 | -1.13 | -47.72 | ≤-21.13 | PASS |

**Test Graphs**

11B_Ant1_2412_0~Reference

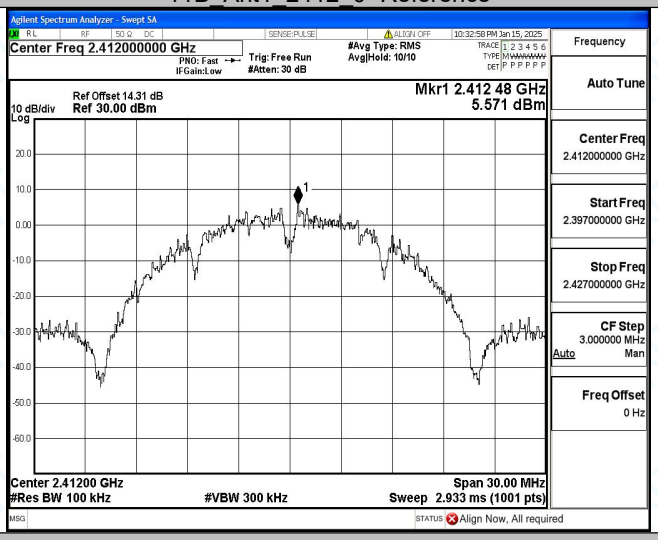


11B_Ant1_2412_30~1000

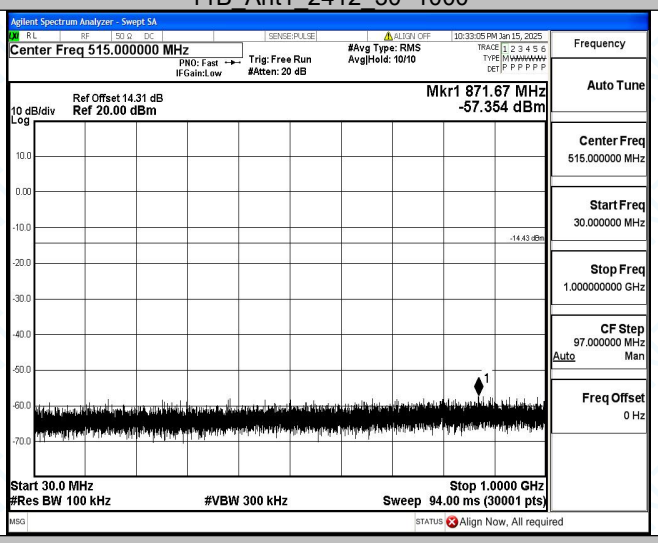


11B_Ant1_2412_1000~26500

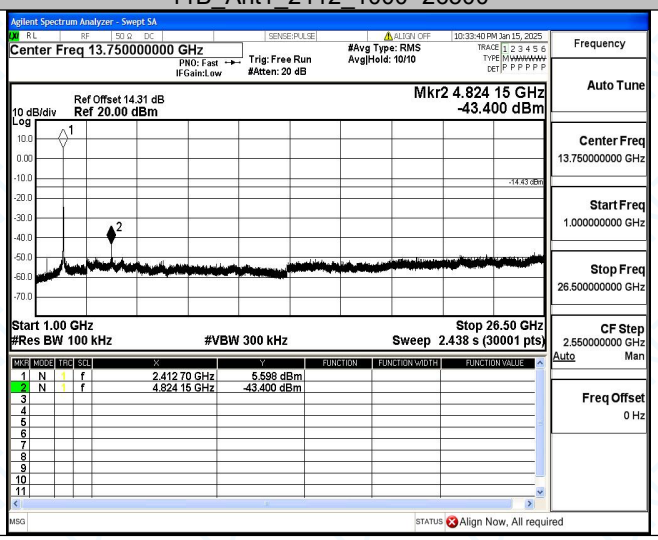

## 11B_Ant1_2437_0~Reference

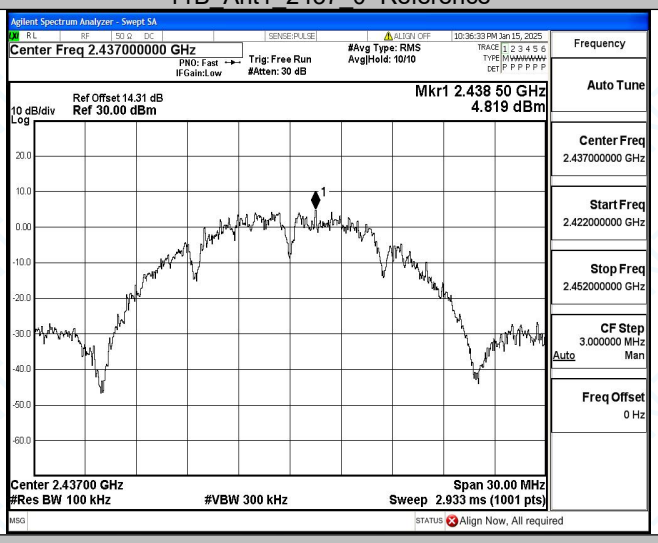


## 11B_Ant1_2437_30~1000

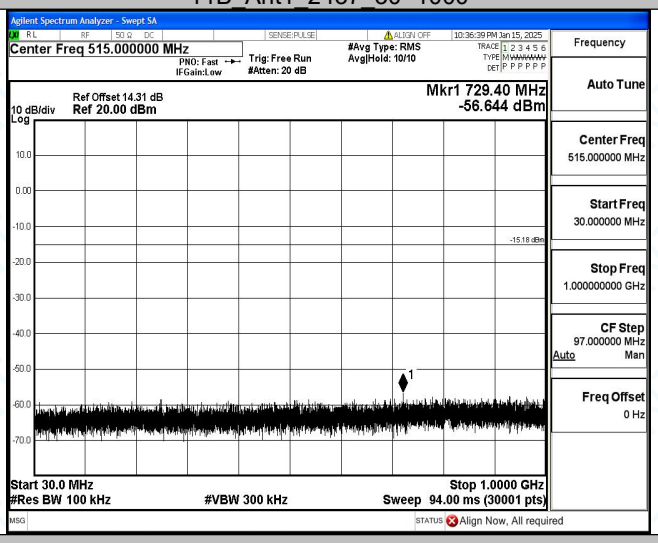


## 11B_Ant1_2437_1000~26500

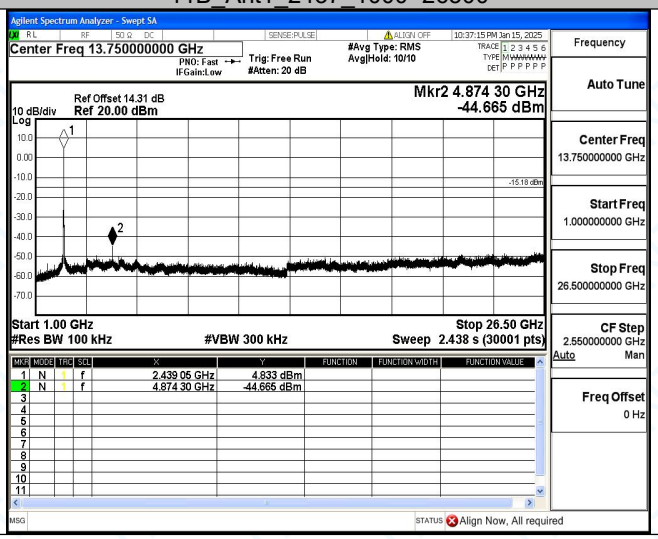

## 11B_Ant1_2462_0~Reference

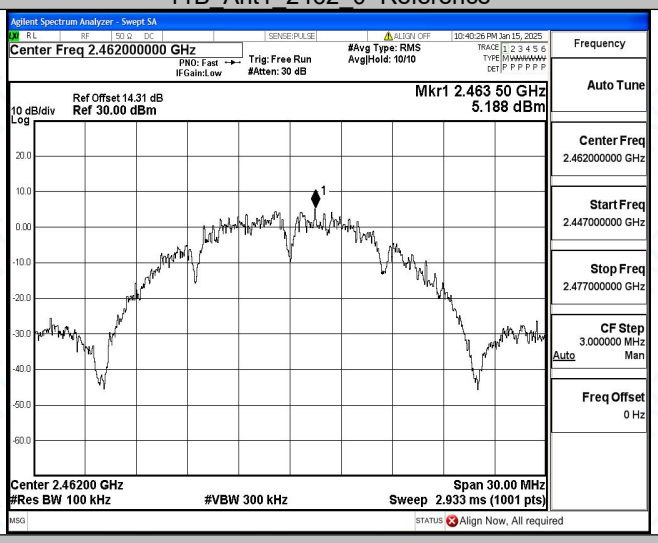


## 11B_Ant1_2462_30~1000

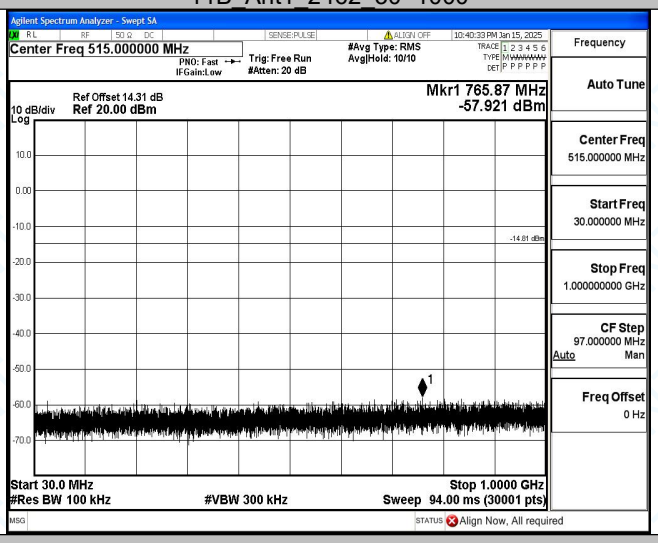

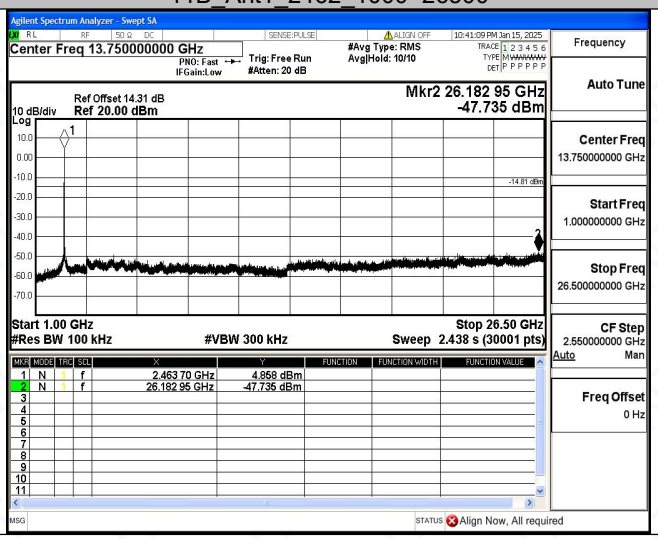
## 11B_Ant1_2462_1000~26500