Internal Photos of the EUT

Fig. 1

Fig. 2



Fig. 3



Fig. 4



Fig. 5



Fig. 6



Fig. 7



Fig. 8



Fig. 9


L5
LAN
RXN
RXP
TXN
TXP
J8
UA9
RTX
CA154
YA1
RTL8731BU
04CH7P1
G016Q
RF
GND
RXD
TXD
D2
POWER
U3
VM
HM
J6
J7
J2

Fig. 10


CVITEK
CV1821
AB202800
TG5M37
2147A
NAND
NOR
FLASH-SET
LASER
CTL
5V0
1V8
ZQ
RTX
UA9
UA3
UA7
UA10
CA154
YA1
VM
HM
POWER
U3
J3
J6
J7

Fig. 11


CVITEK
CV1821
AB202800
RTX
ZQ
CTL
5V0
1V8
VM
HM
5V
OT1
OT2
OT3
OT4
OT5
OT6
OT7
OT8
U3
UA9
CA154
YA1
J6

Fig. 12

Fig. 13



Fig. 14



Fig. 15



Fig. 16



Fig. 17



Fig. 18



Fig. 19



Fig. 20

Fig. 21



Fig. 22



Fig. 23



Fig. 24



Fig. 25



Fig. 26



Fig. 27



Fig. 28