3DH5_Ant1_2402

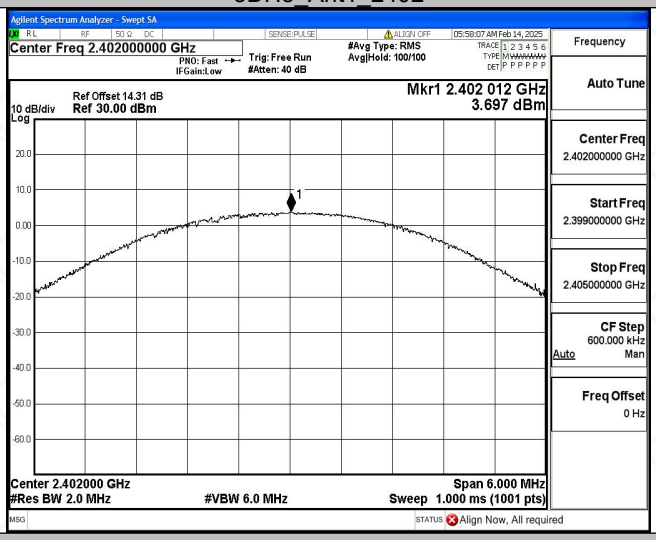

3DH5_Ant1_2441

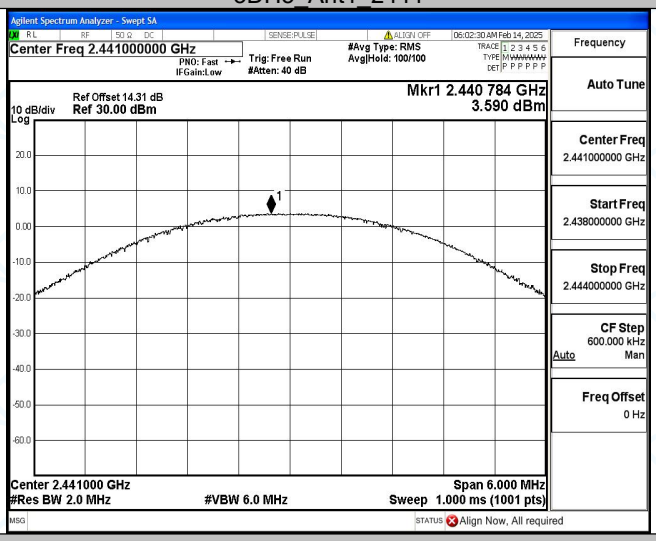

3DH5_Ant1_2480

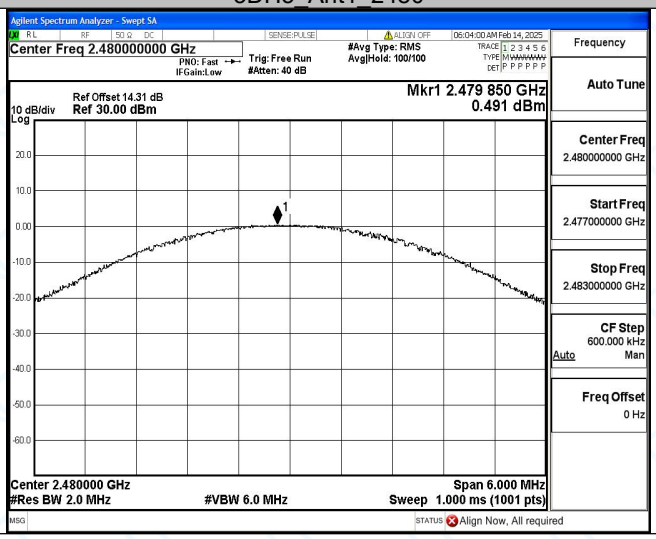

Right Earphone:

DH5_Ant1_2402

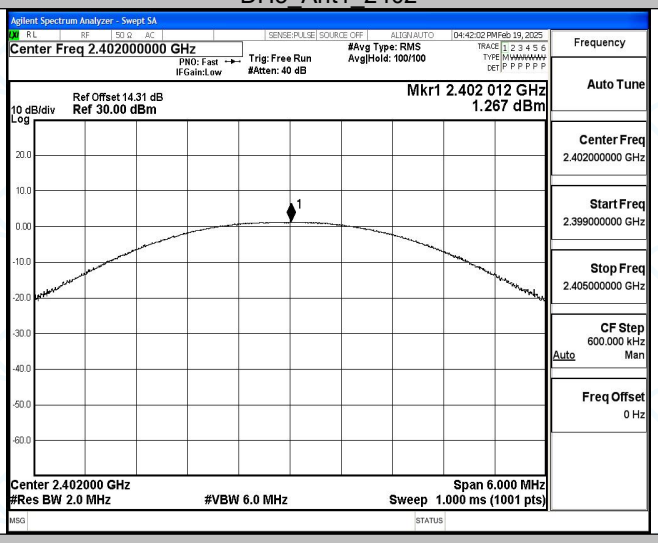

DH5_Ant1_2441

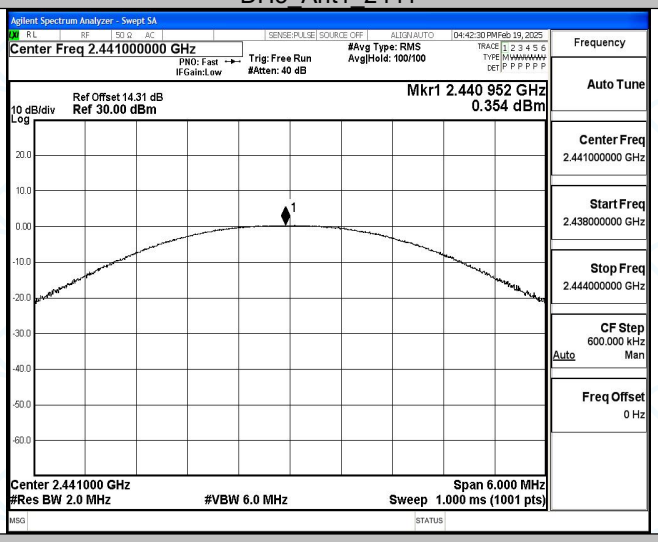

DH5_Ant1_2480

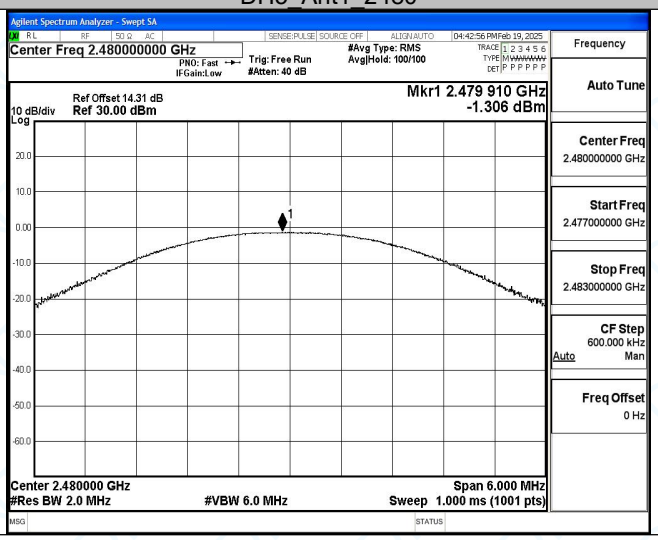

2DH5_Ant1_2402

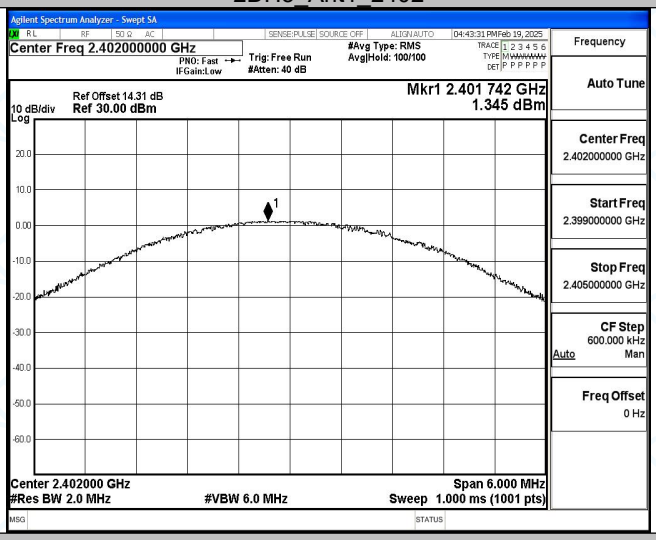

2DH5_Ant1_2441

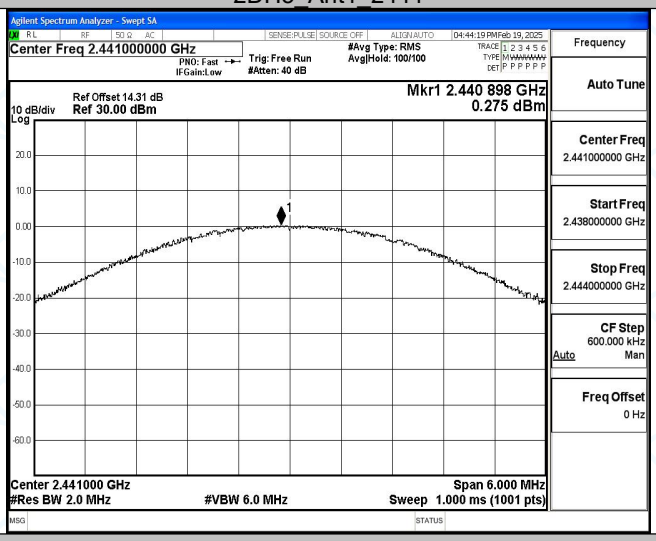

2DH5_Ant1_2480

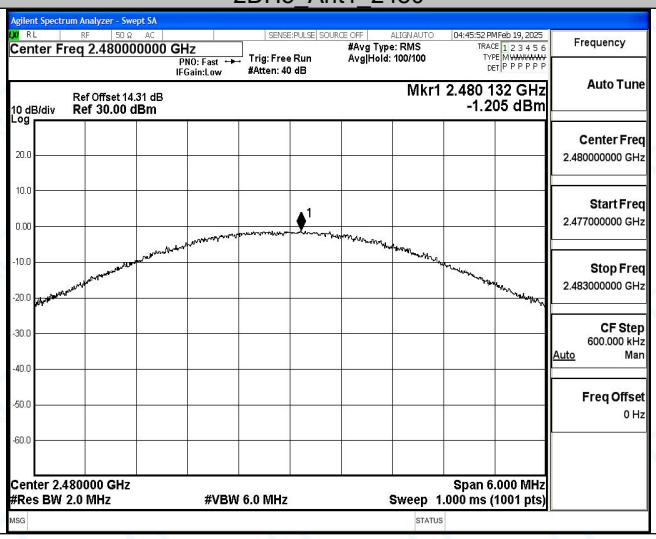

3DH5_Ant1_2402

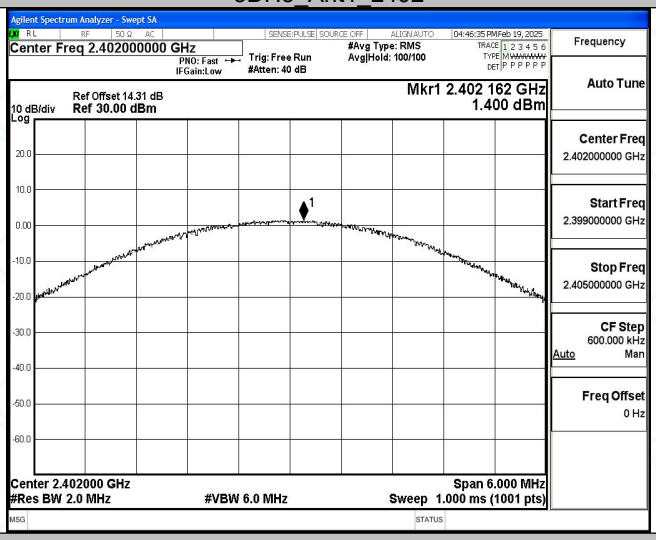

3DH5_Ant1_2441

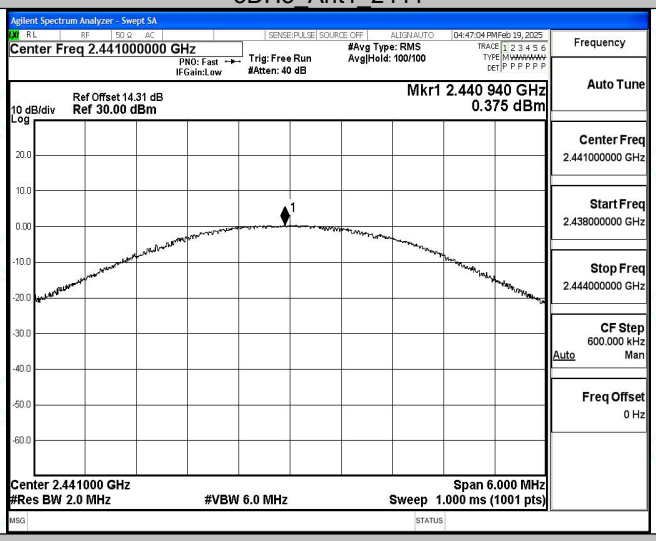

3DH5_Ant1_2480

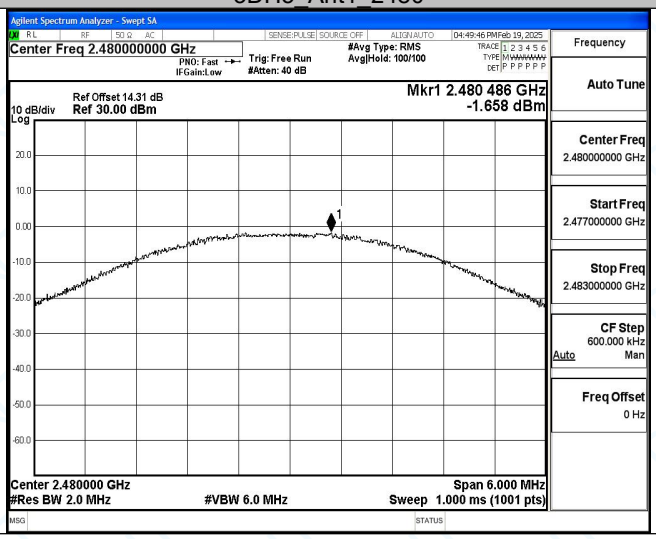

Appendix C: Carrier frequency separation

Test Result

TestMode	Antenna	Freq(MHz)	Result[MHz]	Limit[MHz]	Verdict
DH5	Ant1	Hop	1.004	≥0.957	PASS
2DH5	Ant1	Hop	0.998	≥0.836	PASS
3DH5	Ant1	Hop	0.852	≥0.844	PASS

Note:The left earphone is the worst, only the worse case was reported.

Test Graphs

DH5_Ant1_Hop

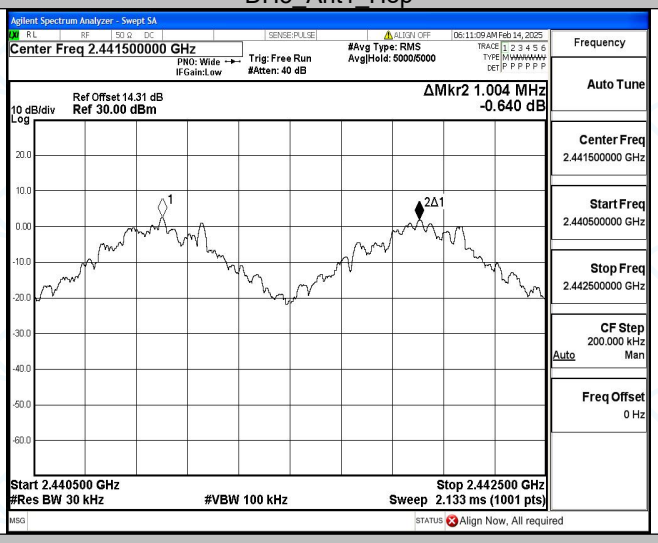

2DH5_Ant1_Hop

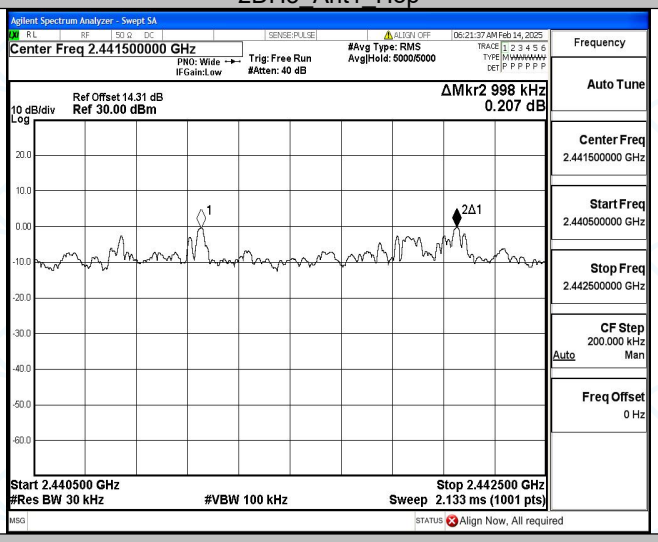

3DH5_Ant1_Hop

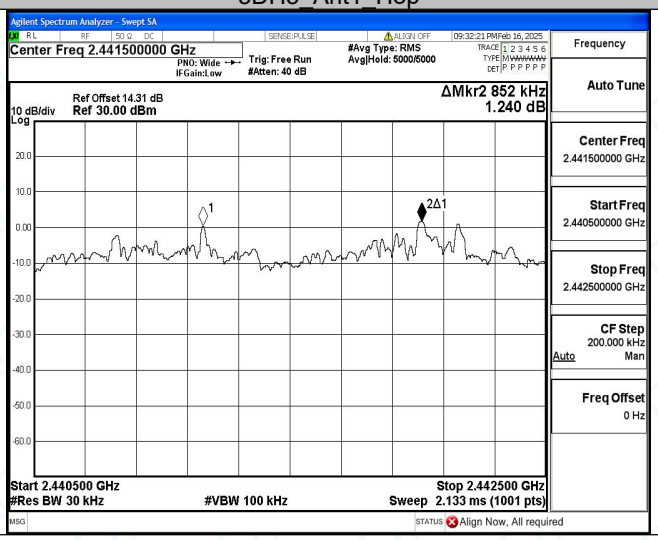

Appendix E: Number of hopping channels

Test Result

TestMode	Antenna	Freq(MHz)	Result[Num]	Limit[Num]	Verdict
DH5	Ant1	Hop	79	≥15	PASS
2DH5	Ant1	Hop	79	≥15	PASS
3DH5	Ant1	Hop	79	≥15	PASS

Note:The left earphone is the worst, only the worse case was reported.

Test Graphs

DH5_Ant1_Hop

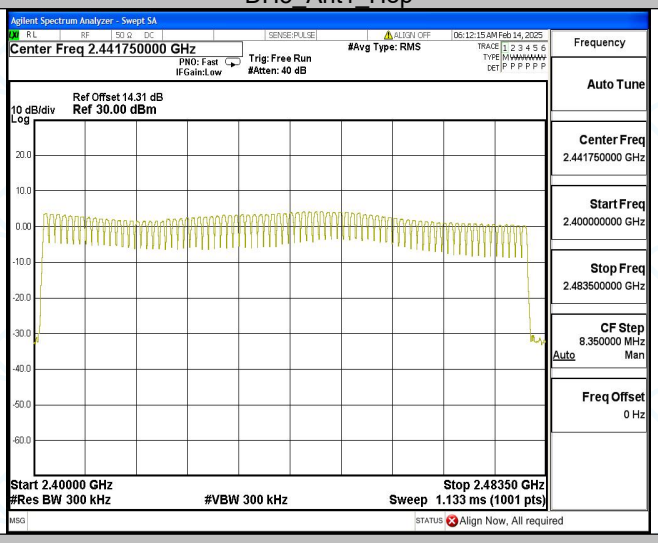

2DH5_Ant1_Hop

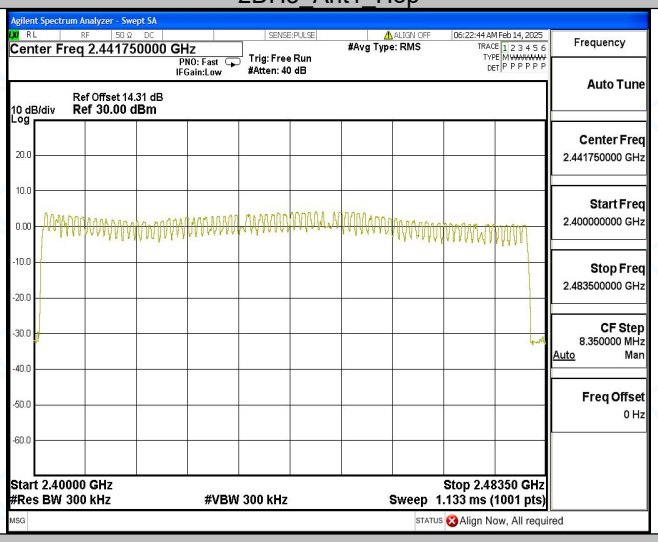

3DH5_Ant1_Hop

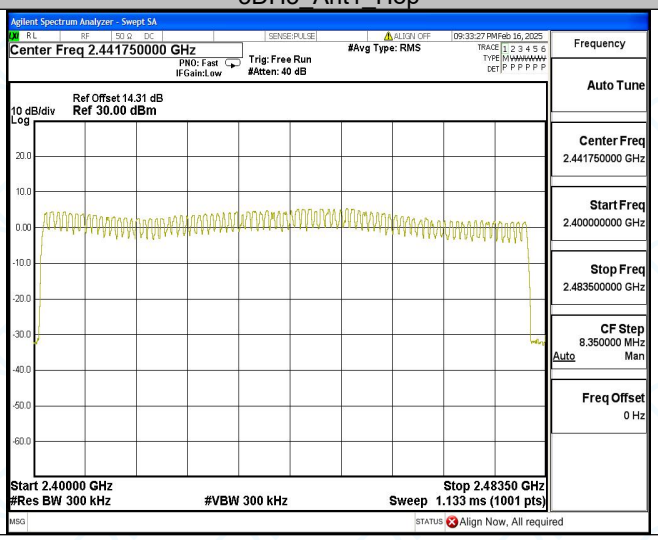

Appendix F: Band edge measurements

Test Result

TestMode	Antenna	ChName	Freq(MHz)	RefLevel [dBm]	Result [dBm]	Limit [dBm]	Verdict
DH5	Ant1	Low	2402	1.41	-50.55	≤-18.59	PASS
		High	2480	-0.43	-49.45	≤-20.43	PASS
		Low	Hop_2402	-0.70	-50.39	≤-20.7	PASS
		High	Hop_2480	-2.71	-49.78	≤-22.71	PASS
2DH5	Ant1	Low	2402	3.03	-50.2	≤-16.97	PASS
		High	2480	-0.67	-50	≤-20.67	PASS
		Low	Hop_2402	-1.16	-50.5	≤-21.16	PASS
		High	Hop_2480	-0.40	-49.71	≤-20.4	PASS
3DH5	Ant1	Low	2402	-0.33	-50.4	≤-20.33	PASS
		High	2480	-7.66	-49.94	≤-27.66	PASS
		Low	Hop_2402	-0.08	-50.26	≤-20.08	PASS
		High	Hop_2480	-0.60	-49.03	≤-20.6	PASS

Note:The left earphone is the worst, only the worse case was reported.

Test Graphs

DH5_Ant1_Low_2402

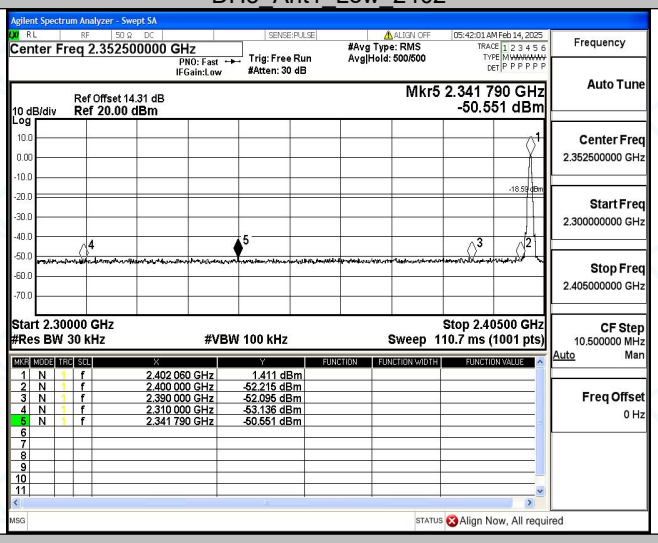

DH5_Ant1_High_2480

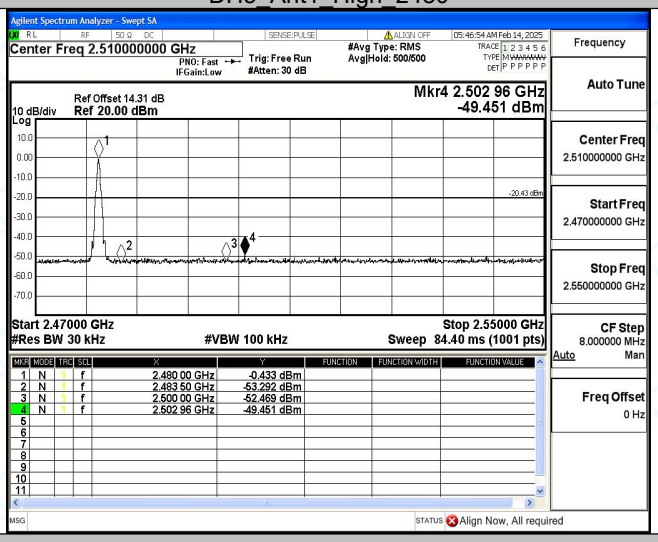

DH5_Ant1_Low_Hop_2402

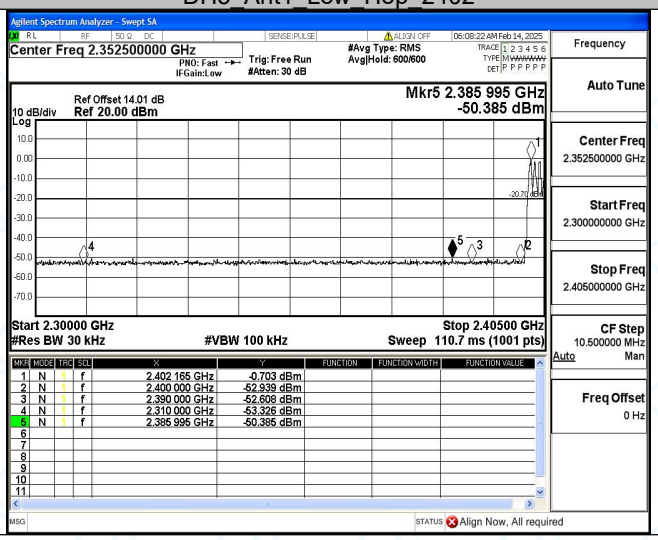

DH5_Ant1_High_Hop_2480

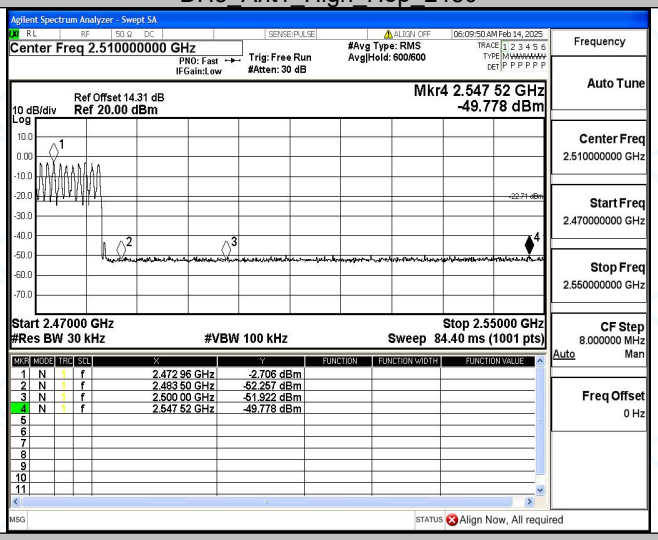

2DH5_Ant1_Low_2402

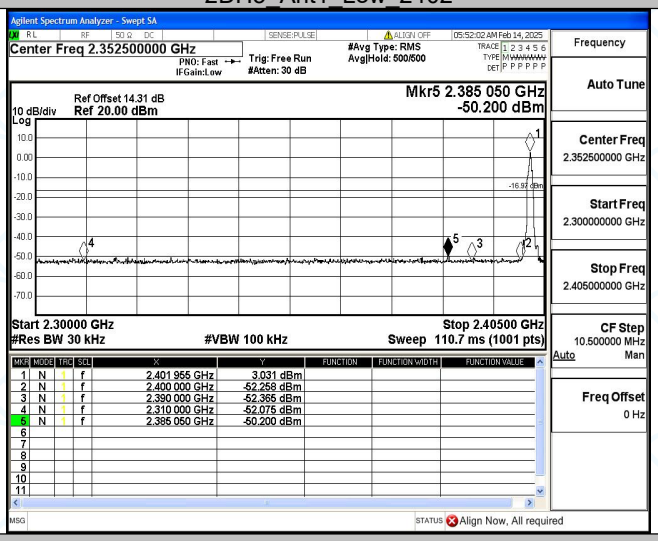

2DH5_Ant1_High_2480

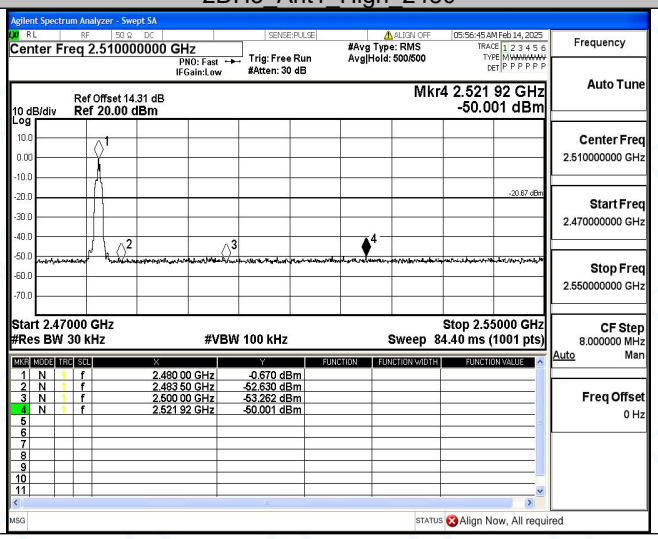

2DH5_Ant1_Low_Hop_2402

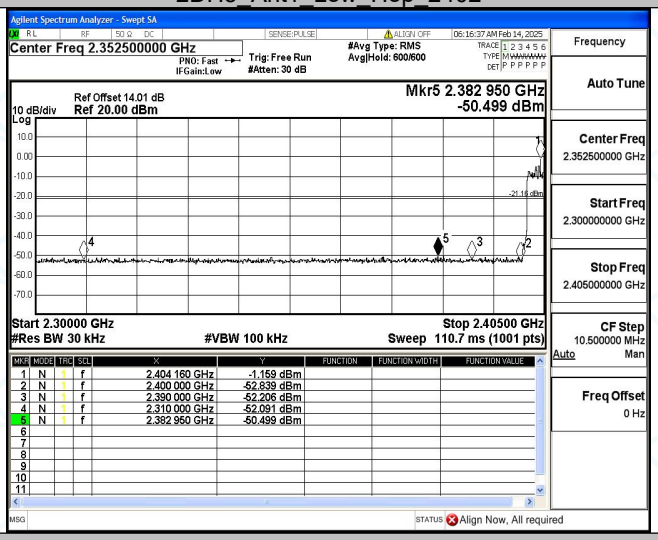

2DH5_Ant1_High_Hop_2480

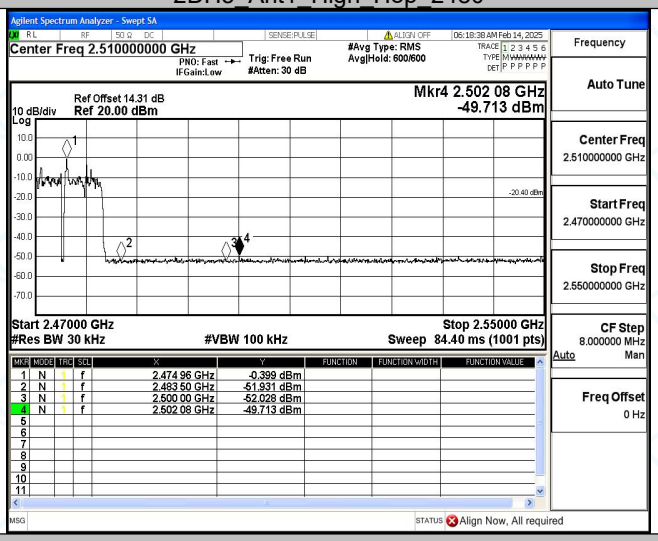

3DH5_Ant1_Low_2402

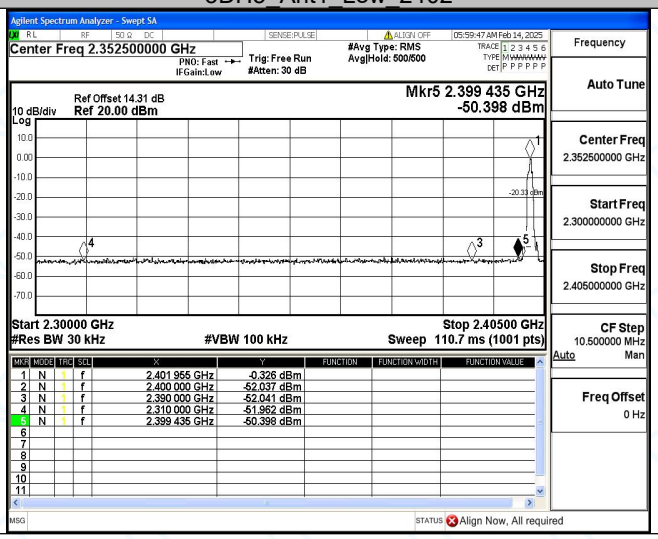

3DH5_Ant1_High_2480

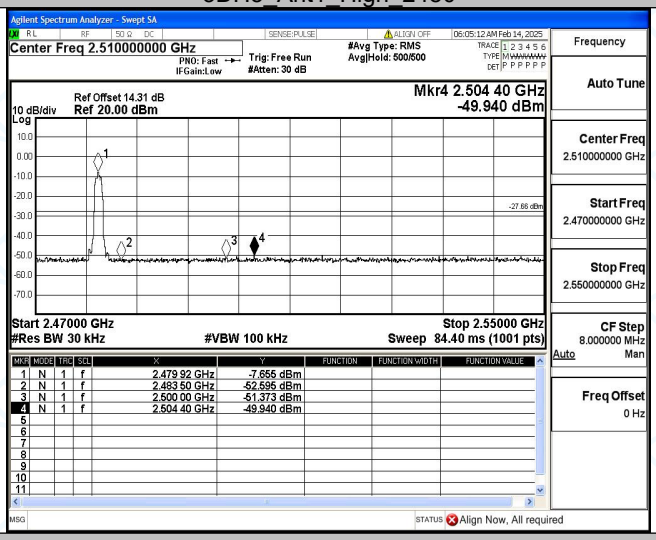

3DH5_Ant1_Low_Hop_2402

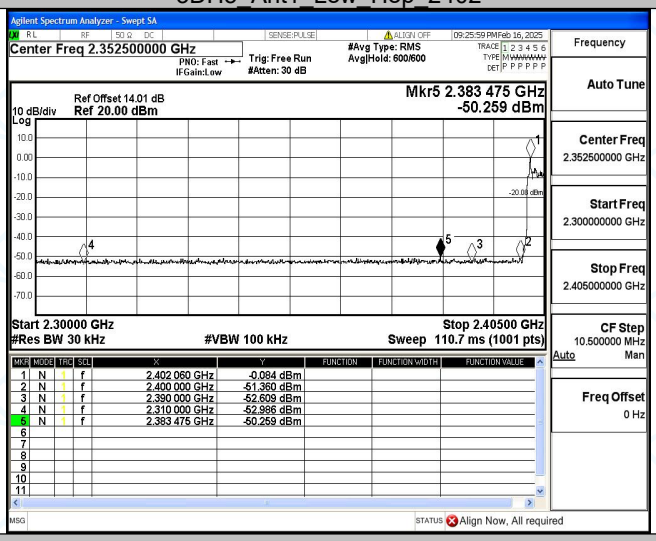

3DH5_Ant1_High_Hop_2480

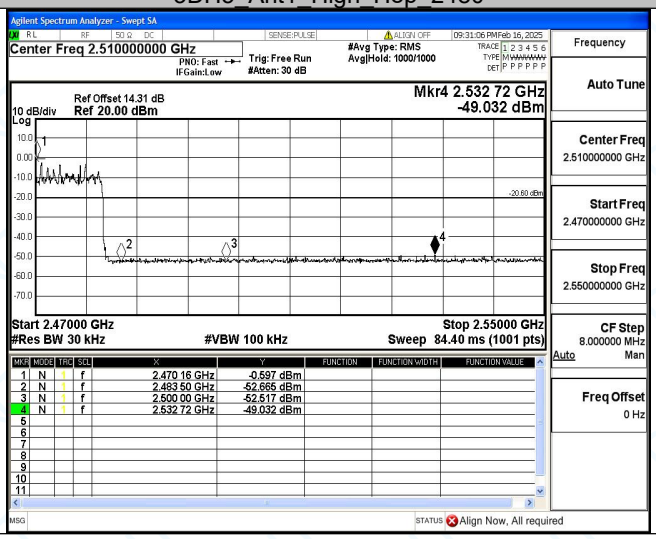

Appendix D: Dwell Time

Test Result

TestMode	Antenna	Freq(MHz)	BurstWidth [ms]	TotalHops [Num]	Result[s]	Limit[s]	Verdict
DH1	Ant1	Hop	0.407	320	0.13	≤0.4	PASS
DH3	Ant1	Hop	1.663	160	0.266	≤0.4	PASS
DH5	Ant1	Hop	2.912	106.67	0.311	≤0.4	PASS
2DH1	Ant1	Hop	0.417	320	0.133	≤0.4	PASS
2DH3	Ant1	Hop	1.669	160	0.267	≤0.4	PASS
2DH5	Ant1	Hop	2.916	106.67	0.311	≤0.4	PASS
3DH1	Ant1	Hop	0.417	320	0.133	≤0.4	PASS
3DH3	Ant1	Hop	1.667	160	0.267	≤0.4	PASS
3DH5	Ant1	Hop	2.918	106.67	0.311	≤0.4	PASS

Note:The left earphone is the worst, only the worse case was reported.

Test Graphs

DH1_Ant1_Hop

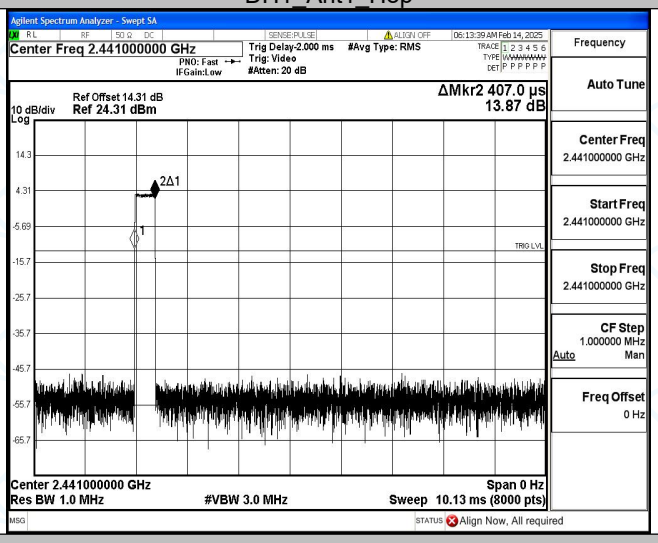

DH3_Ant1_Hop

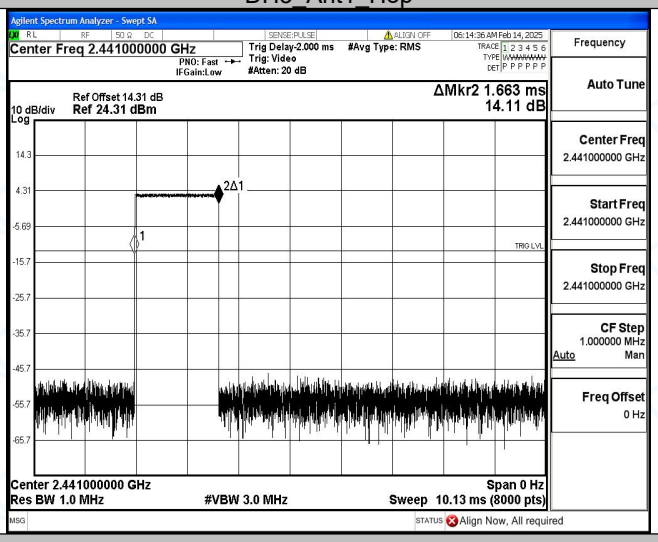

DH5_Ant1_Hop

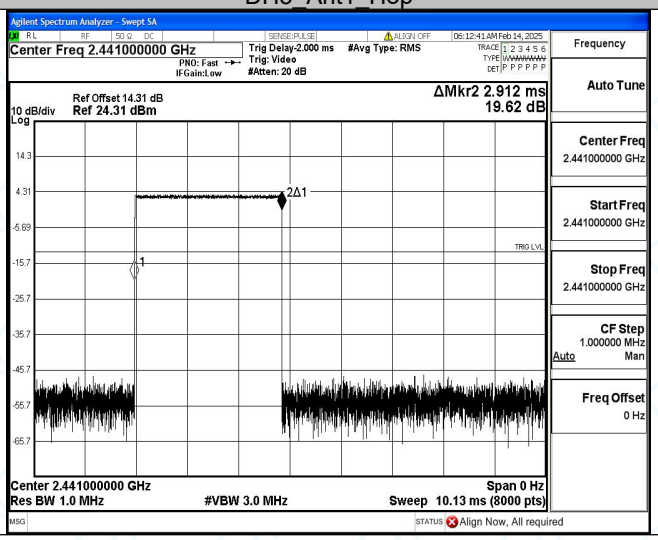

2DH1_Ant1_Hop

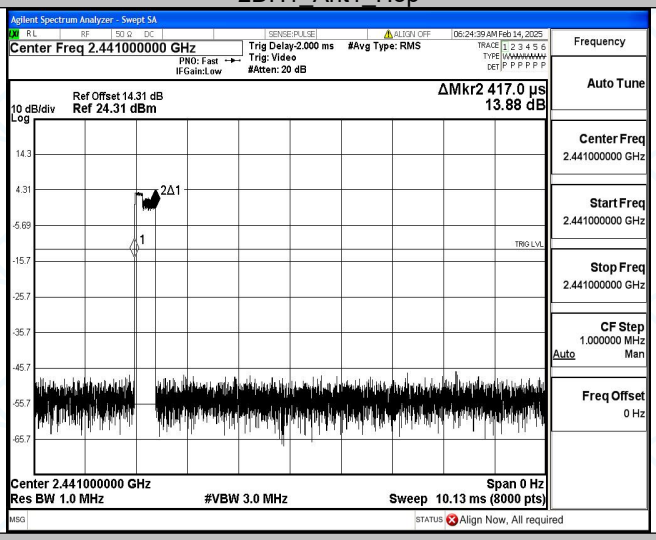

2DH3_Ant1_Hop

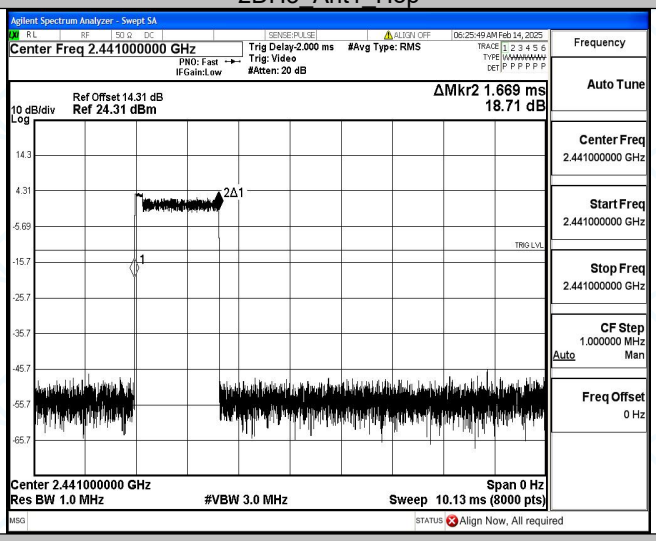

2DH5_Ant1_Hop

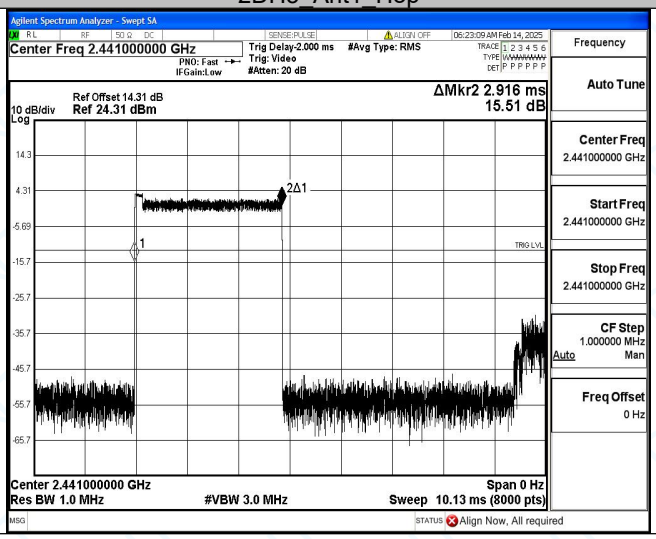

3DH1_Ant1_Hop

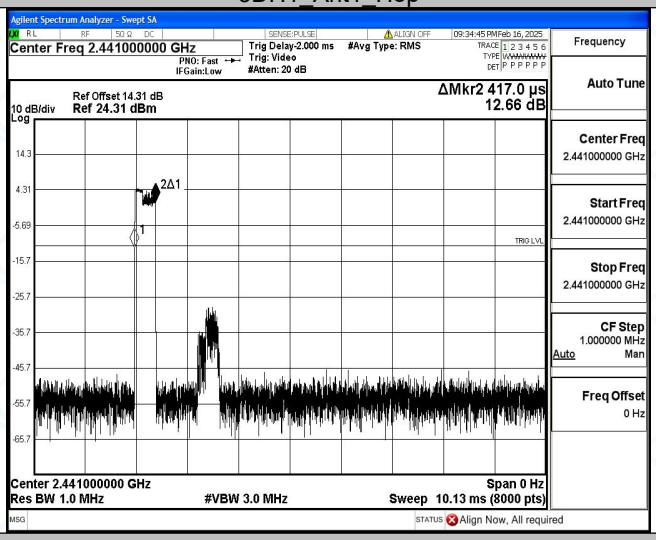

3DH3_Ant1_Hop

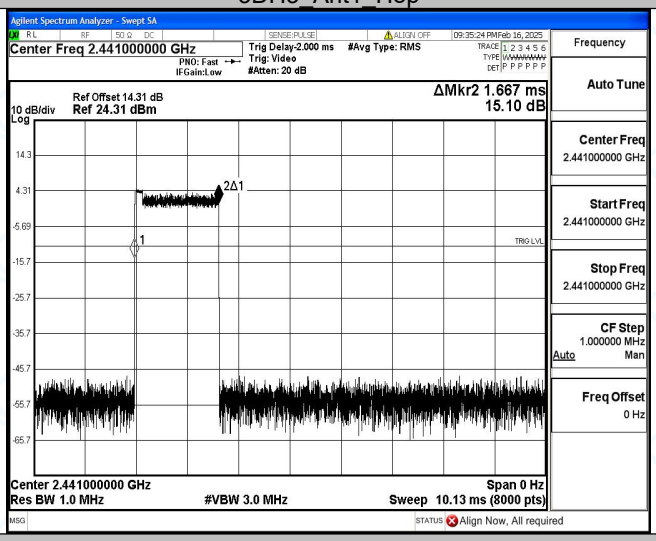

3DH5_Ant1_Hop

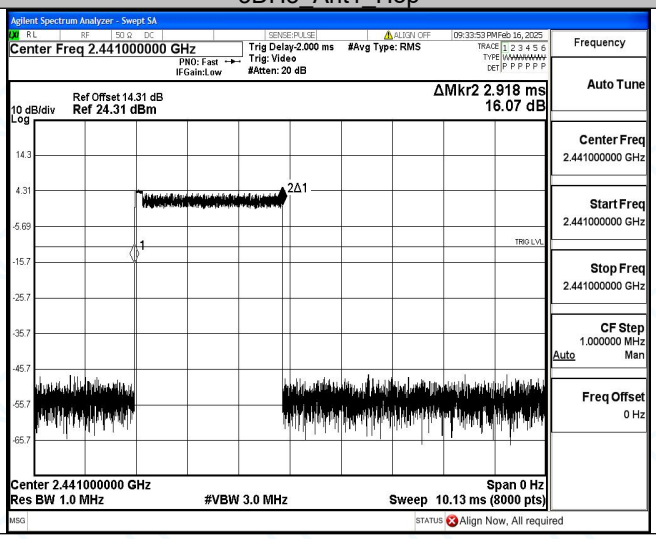

Appendix G: Conducted Spurious Emission

Test Result

TestMode	Antenna	Freq(MHz)	FreqRange [MHz]	RefLevel [dBm]	Result [dBm]	Limit [dBm]	Verdict
DH5	Ant1	2402	Reference	3.09	3.09	---	PASS
			30~1000	3.09	-57.97	≤-16.91	PASS
			1000~26500	3.09	-30.65	≤-16.91	PASS
		2441	Reference	3.22	3.22	---	PASS
			30~1000	3.22	-58.13	≤-16.78	PASS
			1000~26500	3.22	-30.71	≤-16.78	PASS
		2480	Reference	0.06	0.06	---	PASS
			30~1000	0.06	-57.03	≤-19.94	PASS
			1000~26500	0.06	-33.66	≤-19.94	PASS
2DH5	Ant1	2402	Reference	3.38	3.38	---	PASS
			30~1000	3.38	-57.66	≤-16.62	PASS
			1000~26500	3.38	-28.8	≤-16.62	PASS
		2441	Reference	3.30	3.30	---	PASS
			30~1000	3.30	-57.38	≤-16.7	PASS
			1000~26500	3.30	-34.22	≤-16.7	PASS
		2480	Reference	-0.45	-0.45	---	PASS
			30~1000	-0.45	-57.32	≤-20.45	PASS
			1000~26500	-0.45	-38.72	≤-20.45	PASS
3DH5	Ant1	2402	Reference	1.98	1.98	---	PASS
			30~1000	1.98	-58.21	≤-18.02	PASS
			1000~26500	1.98	-32.63	≤-18.02	PASS
		2441	Reference	3.20	3.20	---	PASS
			30~1000	3.20	-57.46	≤-16.8	PASS
			1000~26500	3.20	-33.19	≤-16.8	PASS
		2480	Reference	-0.74	-0.74	---	PASS
			30~1000	-0.74	-57.59	≤-20.74	PASS
			1000~26500	-0.74	-38.26	≤-20.74	PASS

Note:The left earphone is the worst, only the worse case was reported.