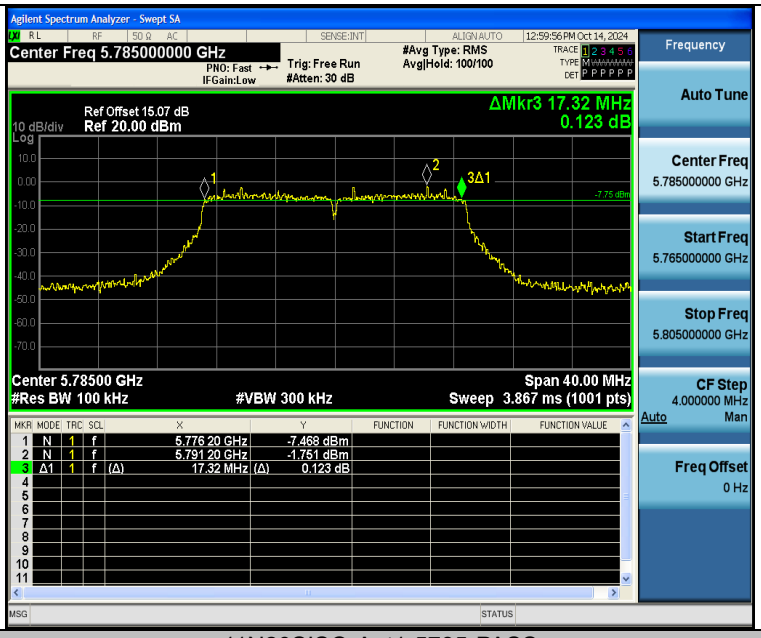

11N20SISO-Ant1-5785-PASS

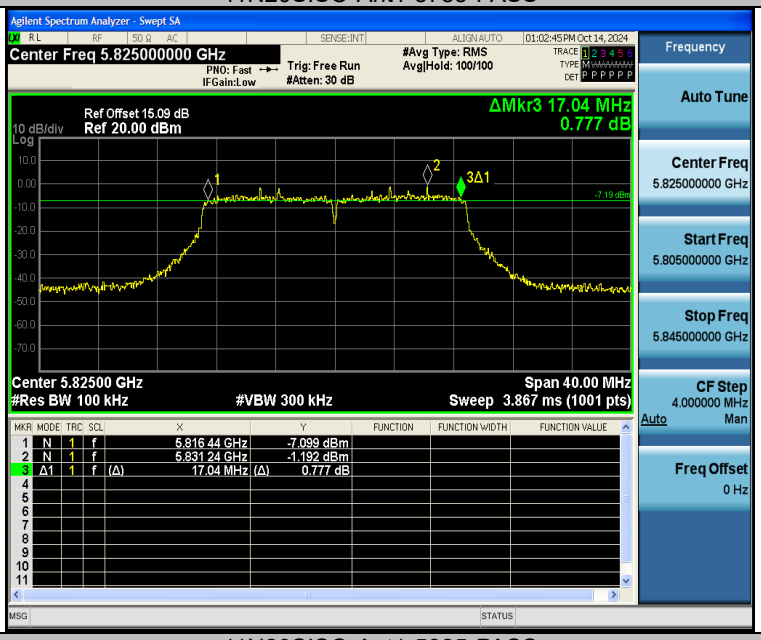

11N20SISO-Ant1-5825-PASS

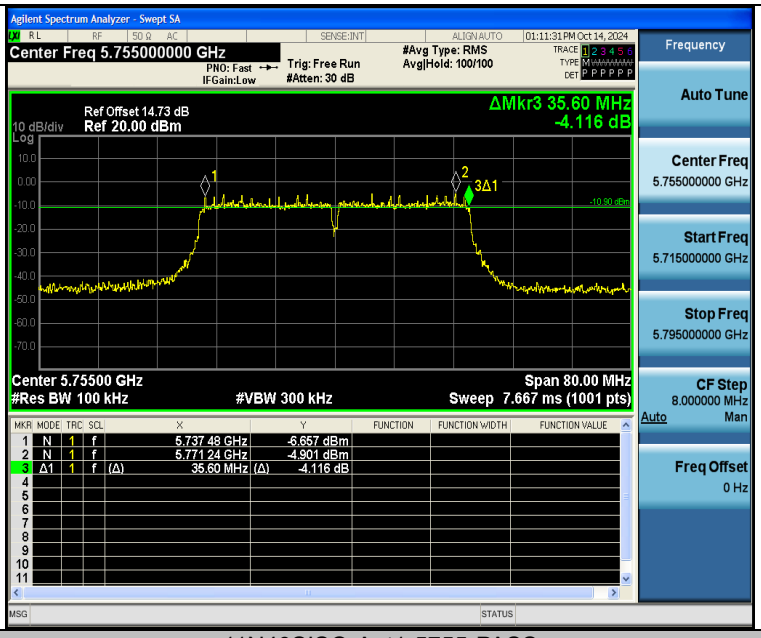

11N40SISO-Ant1-5755-PASS

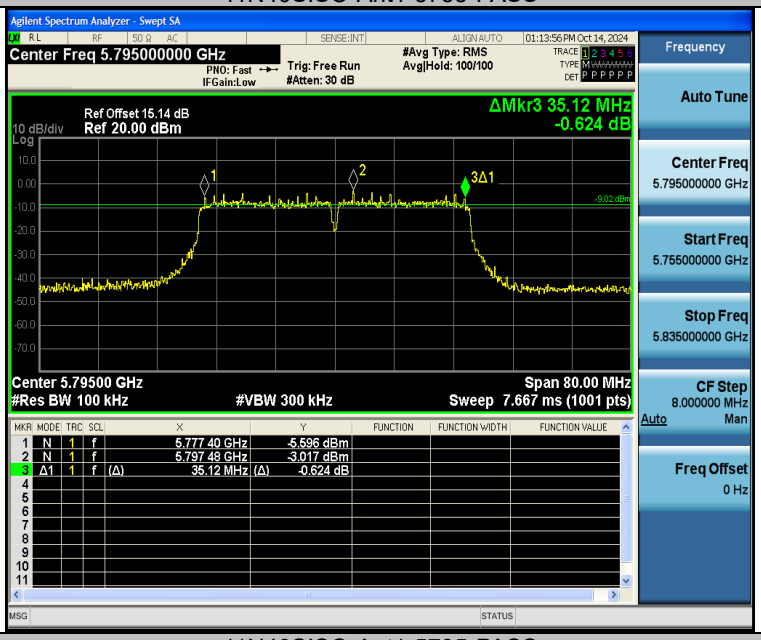

11N40SISO-Ant1-5795-PASS

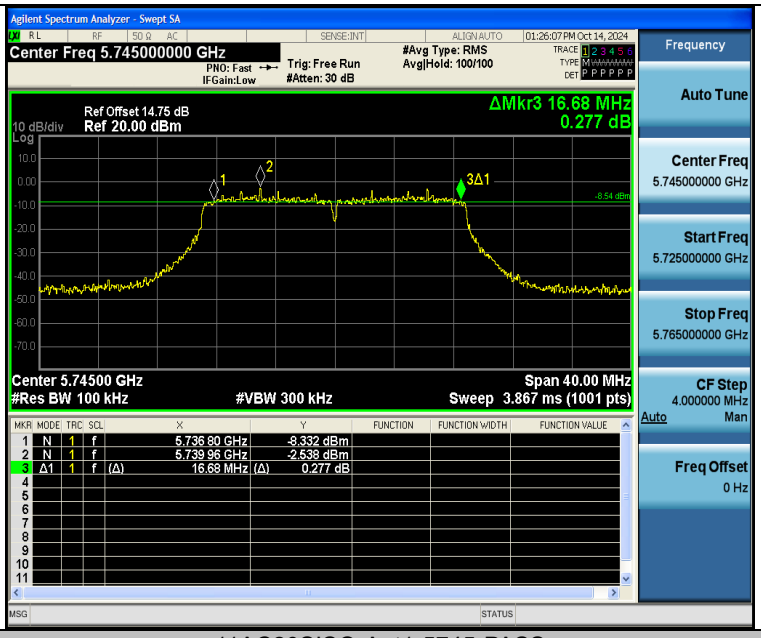

11AC20SISO-Ant1-5745-PASS

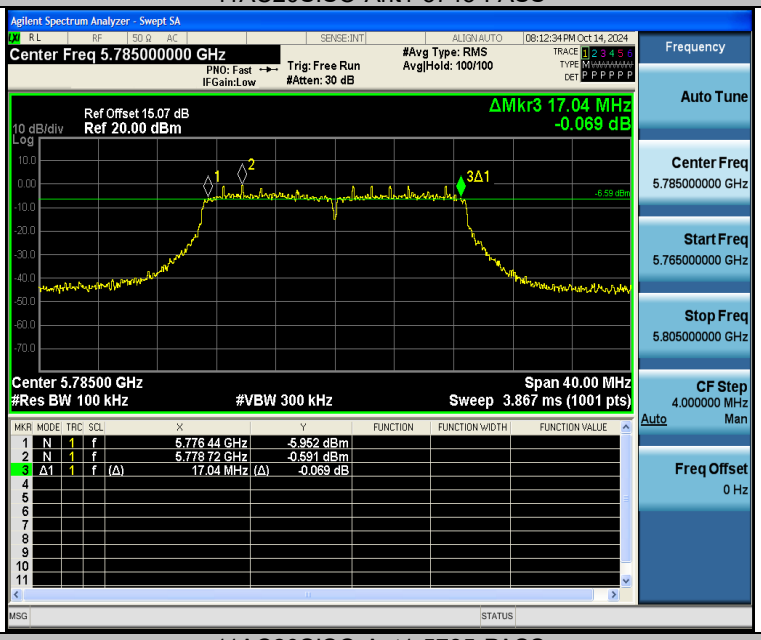

11AC20SISO-Ant1-5785-PASS

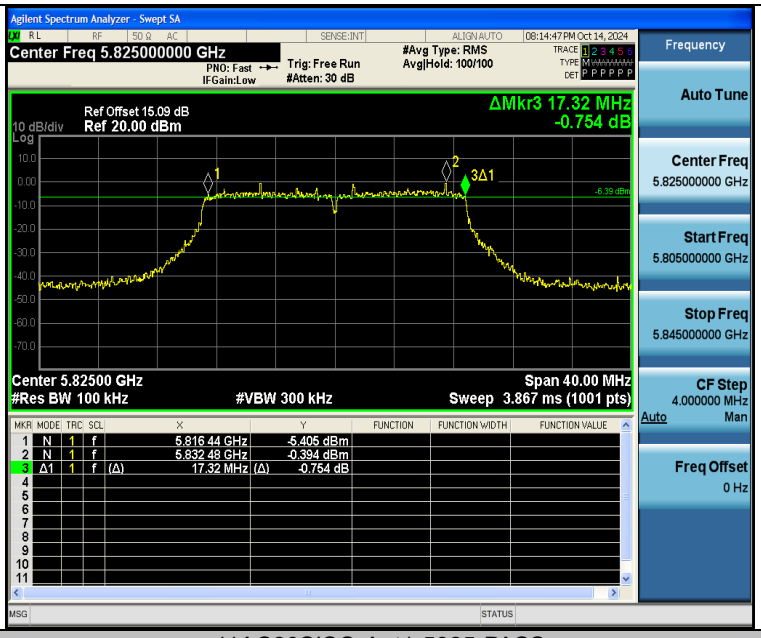

11AC20SISO-Ant1-5825-PASS

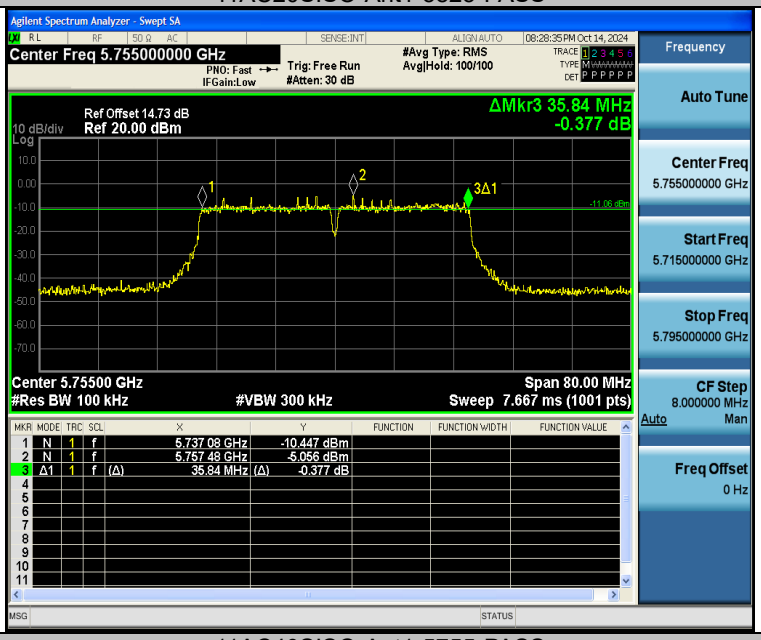

11AC40SISO-Ant1-5755-PASS

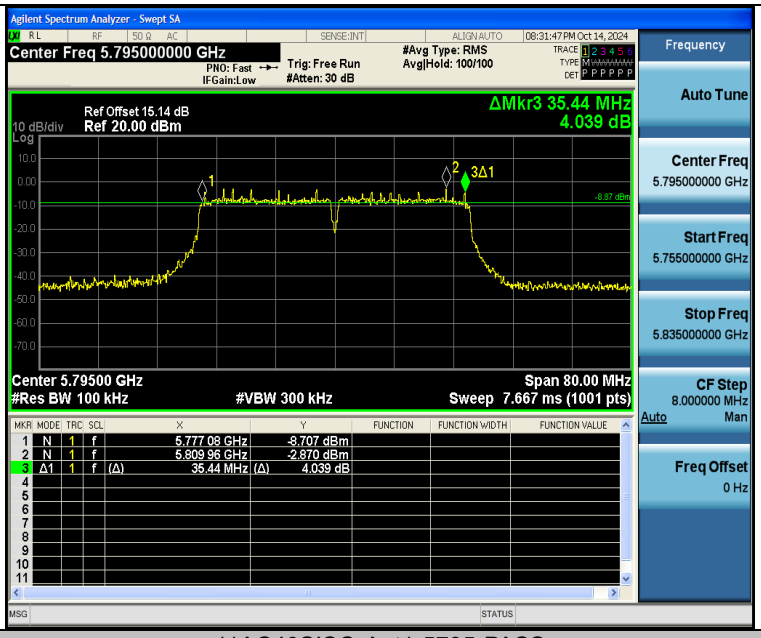

11AC40SISO-Ant1-5795-PASS

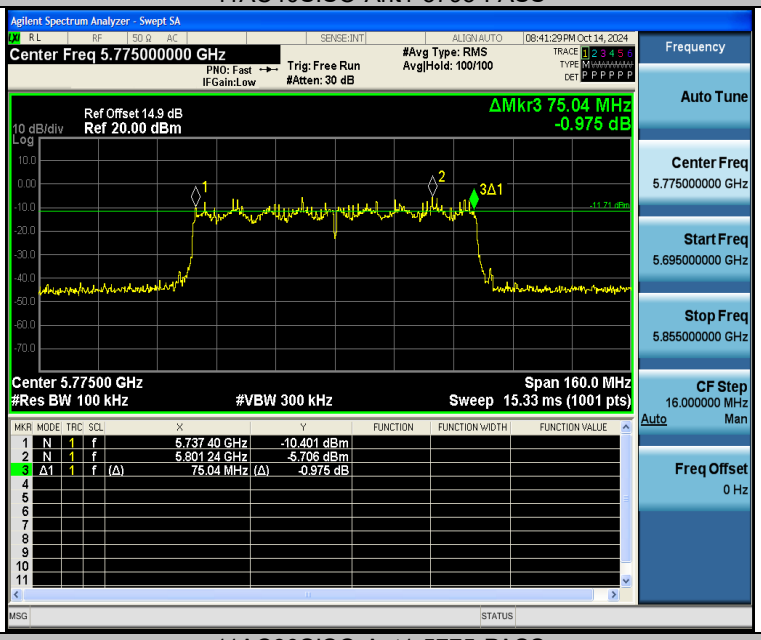

11AC80SISO-Ant1-5775-PASS

8 Maximum Conducted Output Power

Test Requirement	:	FCC CFR47 Part 15 Section 15.407(a)
Test Method	:	ANSI C63.10:2013
Test Limit	:	For client devices in the 5.15-5.25 GHz band, the maximum conducted output power over the frequency band of operation shall not exceed 250 mW provided the maximum antenna gain does not exceed 6 dBi. In addition, the maximum power spectral density shall not exceed 11 dBm in any 1 megahertz band. If transmitting antennas of directional gain greater than 6 dBi are used, both the maximum conducted output power and the maximum power spectral density shall be reduced by the amount in dB that the directional gain of the antenna exceeds 6 dBi. For the band 5.725-5.85 GHz, the maximum conducted output power over the frequency band of operation shall not exceed 1 W. In addition, the maximum power spectral density shall not exceed 30 dBm in any 500-kHz band. If transmitting antennas of directional gain greater than 6 dBi are used, both the maximum conducted output power and the maximum power spectral density shall be reduced by the amount in dB that the directional gain of the antenna exceeds 6 dBi. However, fixed point-to-point U-NII devices operating in this band may employ transmitting antennas with directional gain greater than 6 dBi without any corresponding reduction in transmitter conducted power. Fixed, point-to-point operations exclude the use of point-to multipoint systems, omnidirectional applications, and multiple collocated transmitters transmitting the same information. The operator of the U-NII device, or if the equipment is professionally installed, the installer, is responsible for ensuring that systems employing high gain directional antennas are used exclusively for fixed, point-to-point operations.

8.1 Test Setup

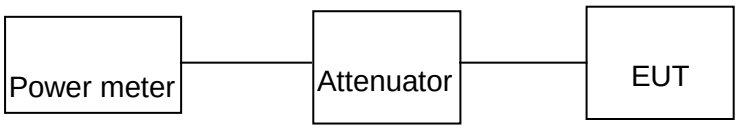

8.2 Test Procedure

According to KDB 789033 D02 General UNII Test Procedures New Rules v02r01, The use Power Meter 1. Place the EUT on a bench and set it in transmitting mode. 2. Remove the antenna from the EUT and then connect a low loss RF cable from the antenna port to a Power meter.

8.3 Test Result

Test Mode	Antenna	Frequency [MHz]	Result [dBm]	Limit [dBm]	Verdict
11A	Ant1	5180	14.90	≤23.98	PASS
11A	Ant1	5200	14.89	≤23.98	PASS
11A	Ant1	5240	12.01	≤23.98	PASS
11A	Ant1	5745	5.99	≤30.00	PASS
11A	Ant1	5785	7.62	≤30.00	PASS
11A	Ant1	5825	7.41	≤30.00	PASS
11N20SISO	Ant1	5180	10.45	≤23.98	PASS
11N20SISO	Ant1	5200	13.84	≤23.98	PASS
11N20SISO	Ant1	5240	14.18	≤23.98	PASS
11N20SISO	Ant1	5745	7.54	≤30.00	PASS
11N20SISO	Ant1	5785	9.64	≤30.00	PASS
11N20SISO	Ant1	5825	9.67	≤30.00	PASS
11N40SISO	Ant1	5190	11.79	≤23.98	PASS
11N40SISO	Ant1	5230	15.74	≤23.98	PASS
11N40SISO	Ant1	5755	9.34	≤30.00	PASS
11N40SISO	Ant1	5795	12.28	≤30.00	PASS
11AC20SISO	Ant1	5180	12.65	≤23.98	PASS
11AC20SISO	Ant1	5200	15.29	≤23.98	PASS
11AC20SISO	Ant1	5240	14.60	≤23.98	PASS
11AC20SISO	Ant1	5745	8.52	≤30.00	PASS
11AC20SISO	Ant1	5785	10.47	≤30.00	PASS
11AC20SISO	Ant1	5825	10.95	≤30.00	PASS
11AC40SISO	Ant1	5190	12.36	≤23.98	PASS
11AC40SISO	Ant1	5230	14.37	≤23.98	PASS
11AC40SISO	Ant1	5755	10.11	≤30.00	PASS
11AC40SISO	Ant1	5795	12.16	≤30.00	PASS
11AC80SISO	Ant1	5210	13.95	≤23.98	PASS
11AC80SISO	Ant1	5775	10.04	≤30.00	PASS

Note: Duty cycle factor is compensate to the results.

9 Power Spectral density

Test Requirement	:	FCC CFR47 Part 15 Section 15.2407(a)
Test Method	:	ANSI C63.10:2013
Test Limit	:	For client devices in the 5.15-5.25 GHz band, the maximum conducted output power over the frequency band of operation shall not exceed 250 mW provided the maximum antenna gain does not exceed 6 dBi. In addition, the maximum power spectral density shall not exceed 11 dBm in any 1 megahertz band. If transmitting antennas of directional gain greater than 6 dBi are used, both the maximum conducted output power and the maximum power spectral density shall be reduced by the amount in dB that the directional gain of the antenna exceeds 6 dBi.. For the band 5.725-5.85 GHz, the maximum conducted output power over the frequency band of operation shall not exceed 1 W. In addition, the maximum power spectral density shall not exceed 30 dBm in any 500-kHzband. If transmitting antennas of directional gain greater than 6 dBi are used, both the maximum conducted output power and the maximum power spectral density shall be reduced by the amount in dB that the directional gain of the antenna exceeds 6 dBi. However, fixed point-to-point U-NII devices operating in this band may employ transmitting antennas with directional gain greater than 6 dBi without any corresponding reduction in transmitter conducted power. Fixed, point-to-point operations exclude the use of point-tomultipoint systems, omnidirectional applications, and multiple collocated transmitters transmitting the same information. The operator of the U-NII device, or if the equipment is professionally installed, the installer, is responsible for ensuring that systems employing high gain directional antennas are used exclusively for fixed, point-to-point operations

9.1 Test Procedure

According to KDB 789033 D02 General UNII Test Procedures New Rules v02r01 and ANSI 63.10: 2013 Sec 10.3.7.For devices operating in the bands 5.15-5.25 GHz, 5.25-5.35 GHz, and 5.47-5.725 GHz, the above procedures make use of 1 MHz RBW to satisfy directly the 1 MHz reference bandwidth specified in Section 15.407(a)(5). For devices operating in the band 5.725-5.85 GHz, the rules specify a measurement bandwidth of 500 kHz. Many spectrum analyzers do not have 500 kHz RBW, thus a narrower RBW may need to be used. The rules permit the use of a RBWs less than 1 MHz, or 500 kHz, “provided that the measured power is integrated over the full reference bandwidth” to show the total power over the specified measurement bandwidth (i.e., 1 MHz, or 500 kHz). If measurements are performed using a reduced resolution bandwidth (< 1 MHz, or < 500 kHz) and integrated over 1 MHz, or 500 kHz bandwidth, the following adjustments to the procedures apply:

a) Set the RBW to 1 MHz.

b) Set the VBW to be at least 1 MHz (a VBW of 3 MHz is desirable).

c) Set the frequency span to examine the spectrum across a convenient frequency segment (e.g., 600 MHz).

d) Select the power averaging (rms) detector.

e) Set the sweep time so that there is no more than a 1 ms integration period over each measurement bin.

f) Care must be taken to ensure that the measurements are performed during a period of continuous transmission or are corrected upward for duty cycle.

9.2 Test Setup

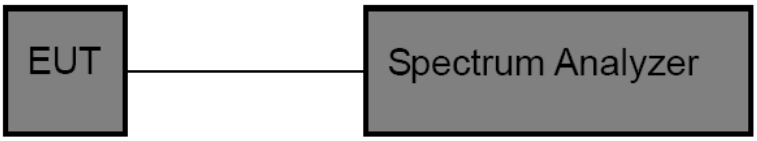

9.3 Test Result

Pre-scan has been conducted to determine the worst-case mode from all possible combinations between available modulations / data rates and antenna ports.

Following channel was selected for the final test as listed below

TestMode	Antenna	Frequency[MHz]	Result [dBm/MHz]	Limit[dBm/MHz]	Verdict
11A	Ant1	5180	4.35	≤11.00	11A
11A	Ant1	5200	4.2	≤11.00	11A
11A	Ant1	5240	1.65	≤11.00	11A
11N20SISO	Ant1	5180	-0.15	≤11.00	11N20SISO
11N20SISO	Ant1	5200	2.65	≤11.00	11N20SISO
11N20SISO	Ant1	5240	3.25	≤11.00	11N20SISO
11N40SISO	Ant1	5190	-1.3	≤11.00	11N40SISO
11N40SISO	Ant1	5230	1.24	≤11.00	11N40SISO
11AC20SISO	Ant1	5180	2.03	≤11.00	11AC20SISO
11AC20SISO	Ant1	5200	4.55	≤11.00	11AC20SISO
11AC20SISO	Ant1	5240	3.8	≤11.00	11AC20SISO
11AC40SISO	Ant1	5190	-1.54	≤11.00	11AC40SISO
11AC40SISO	Ant1	5230	1.28	≤11.00	11AC40SISO
11AC80SISO	Ant1	5210	-1.17	≤11.00	11AC80SISO

TestMode	Antenna	Frequency[MHz]	Result [dBm/300kHz]	Result [dBm/500kHz]	Result [dBm/500kHz]	Verdict
11A	Ant1	5745	-7.56	-5.34	≤30.00	PASS
11A	Ant1	5785	-5.94	-3.72	≤30.00	PASS
11A	Ant1	5825	-6.15	-3.93	≤30.00	PASS
11N20SISO	Ant1	5745	-6.42	-4.2	≤30.00	PASS
11N20SISO	Ant1	5785	-4.15	-1.93	≤30.00	PASS
11N20SISO	Ant1	5825	-3.93	-1.71	≤30.00	PASS
11N40SISO	Ant1	5755	-7.06	-4.84	≤30.00	PASS
11N40SISO	Ant1	5795	-5.13	-2.91	≤30.00	PASS
11AC20SISO	Ant1	5745	-5.36	-3.14	≤30.00	PASS
11AC20SISO	Ant1	5785	-3.71	-1.49	≤30.00	PASS
11AC20SISO	Ant1	5825	-2.89	-0.67	≤30.00	PASS
11AC40SISO	Ant1	5755	-6.69	-4.47	≤30.00	PASS
11AC40SISO	Ant1	5795	-4.16	-1.94	≤30.00	PASS
11AC80SISO	Ant1	5775	-7.51	-5.29	≤30.00	PASS

Note：1.The Result and Limit Unit is dBm/500 kHz in the band 5.725–5.85 GHz.

2. in the band 5.725–5.85 GHz the test RBW select 300KHz,so the measured result corrected by Result+10 log (500 kHz/300kHz).

Test Graphs:

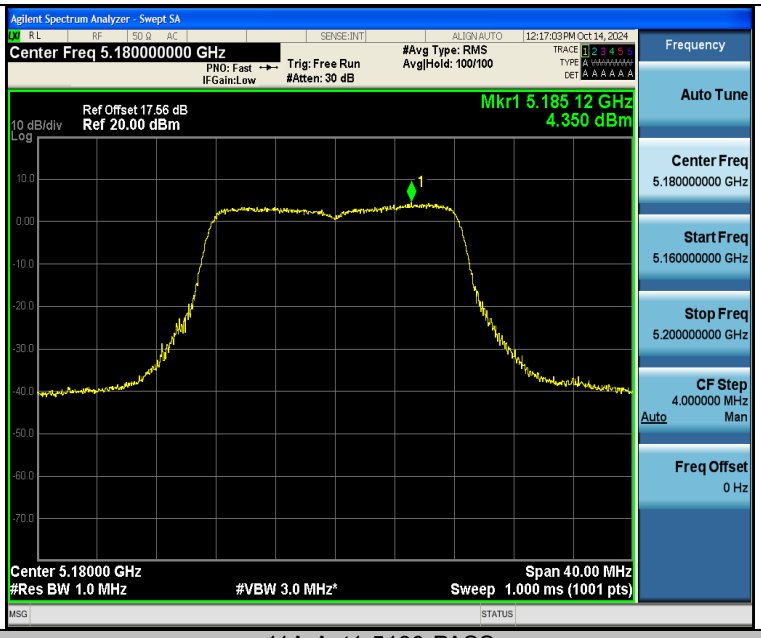

11A-Ant1-5180-PASS

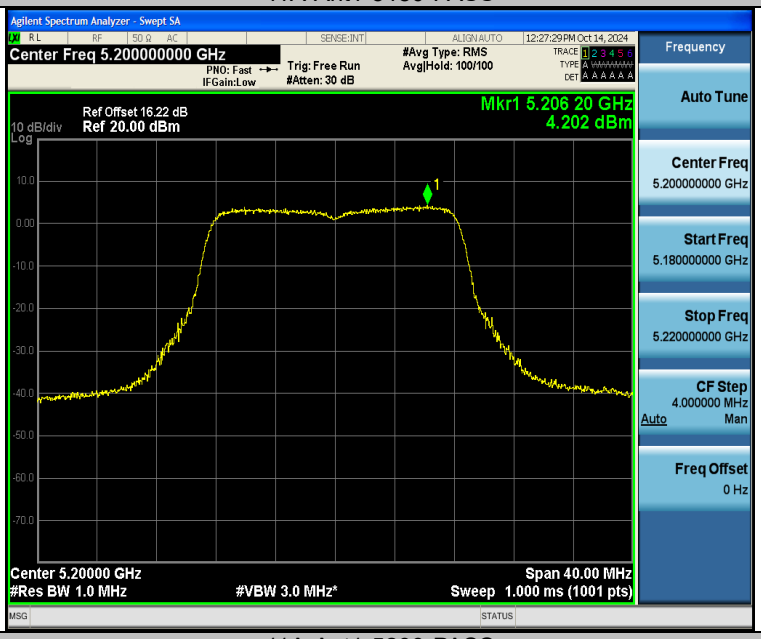

11A-Ant1-5200-PASS

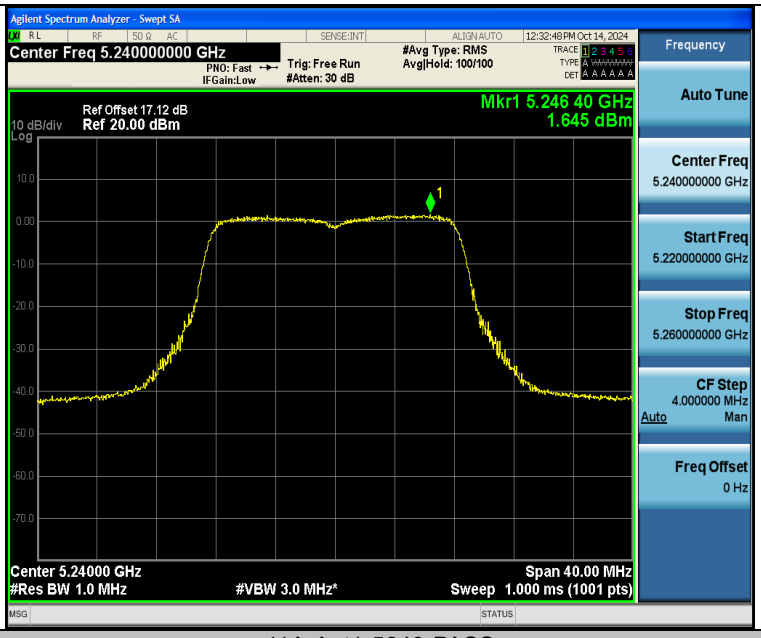

11A-Ant1-5240-PASS

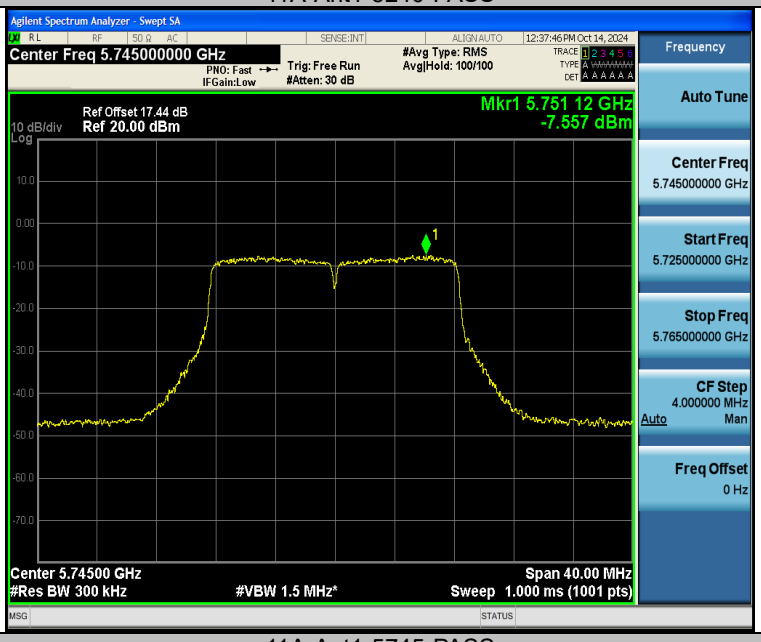

11A-Ant1-5745-PASS

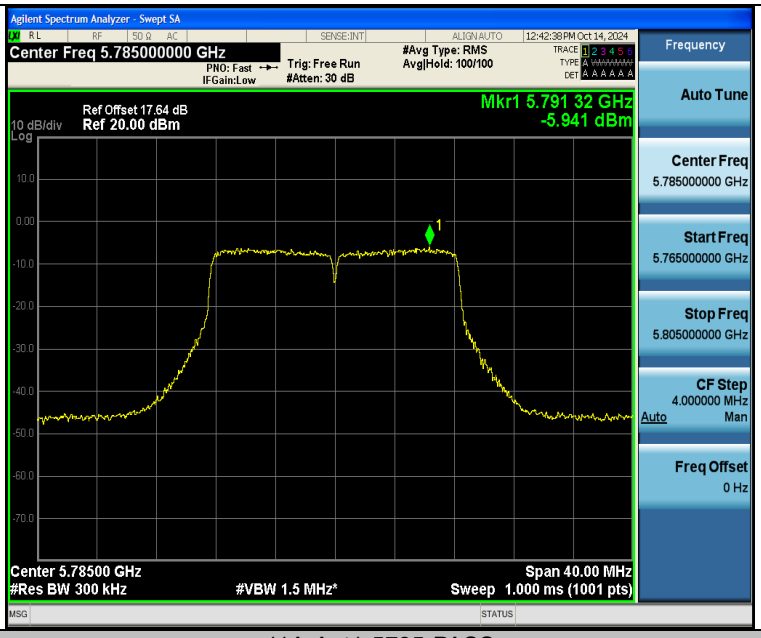

11A-Ant1-5785-PASS

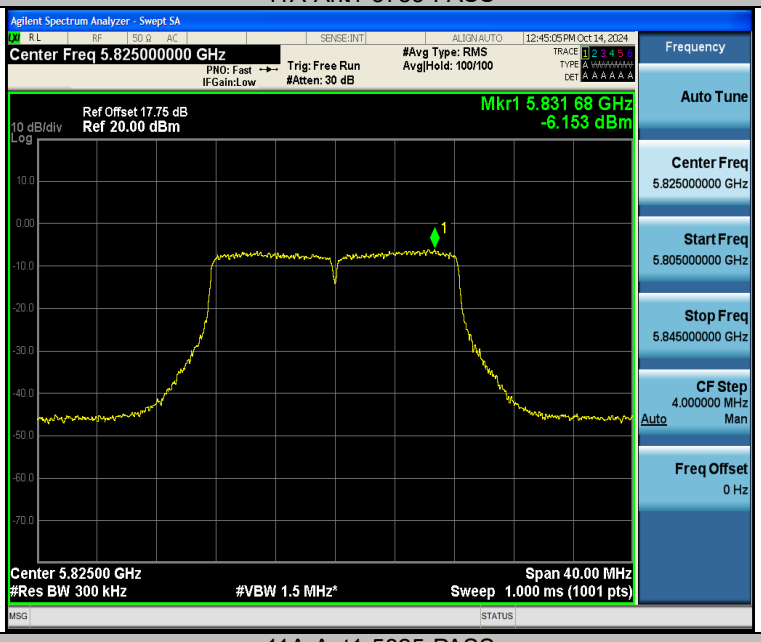

11A-Ant1-5825-PASS

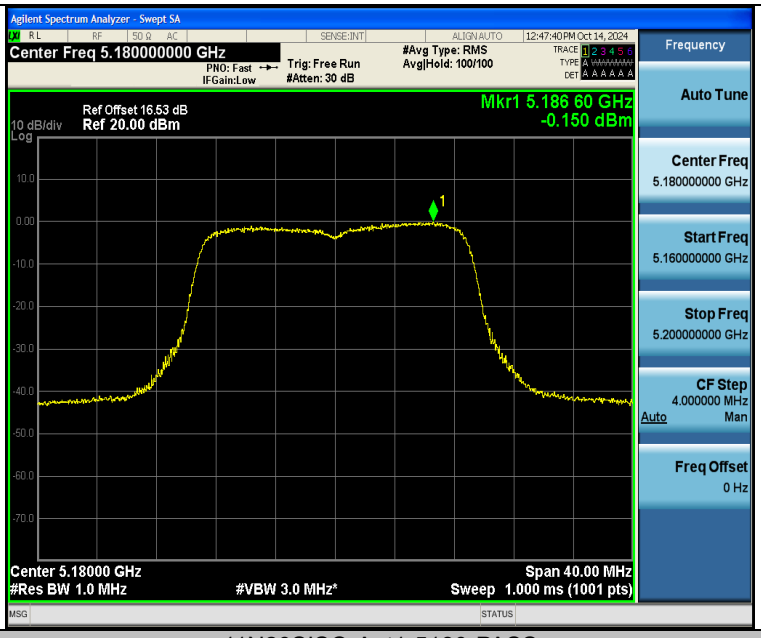

11N20SISO-Ant1-5180-PASS

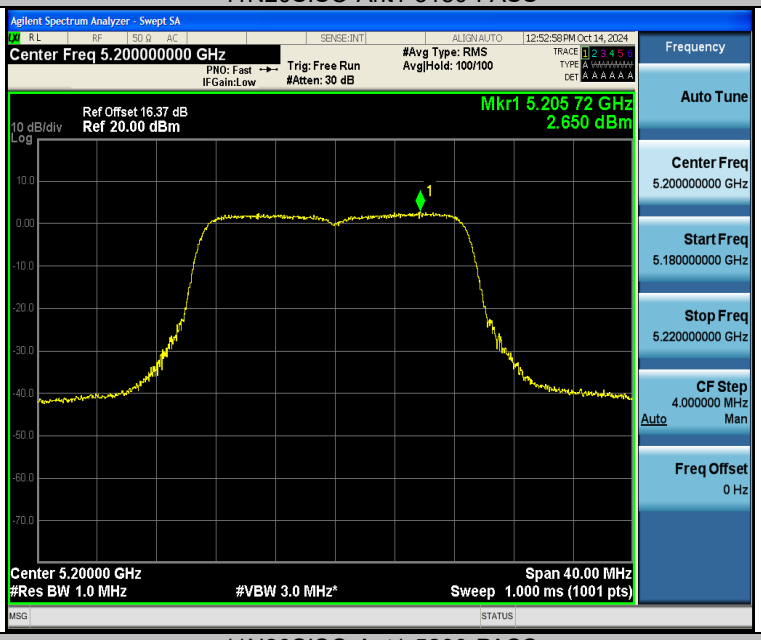

11N20SISO-Ant1-5200-PASS

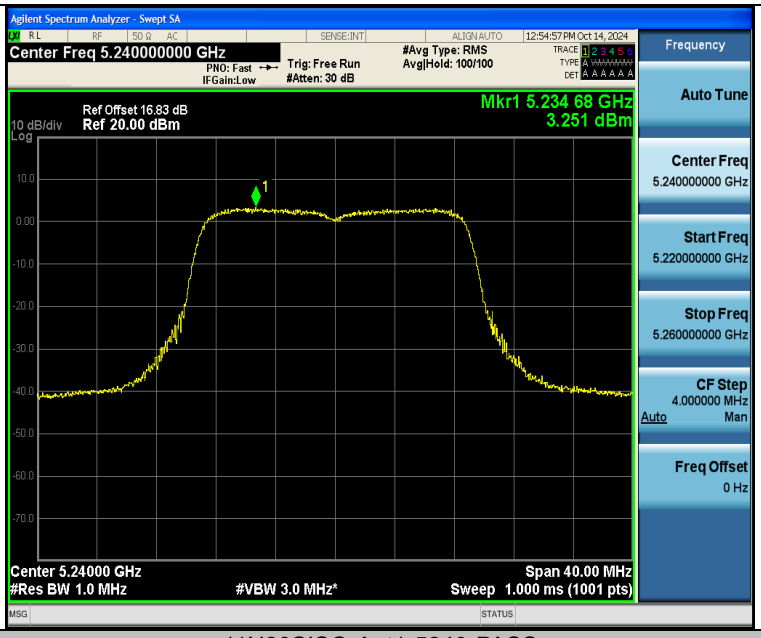

11N20SISO-Ant1-5240-PASS

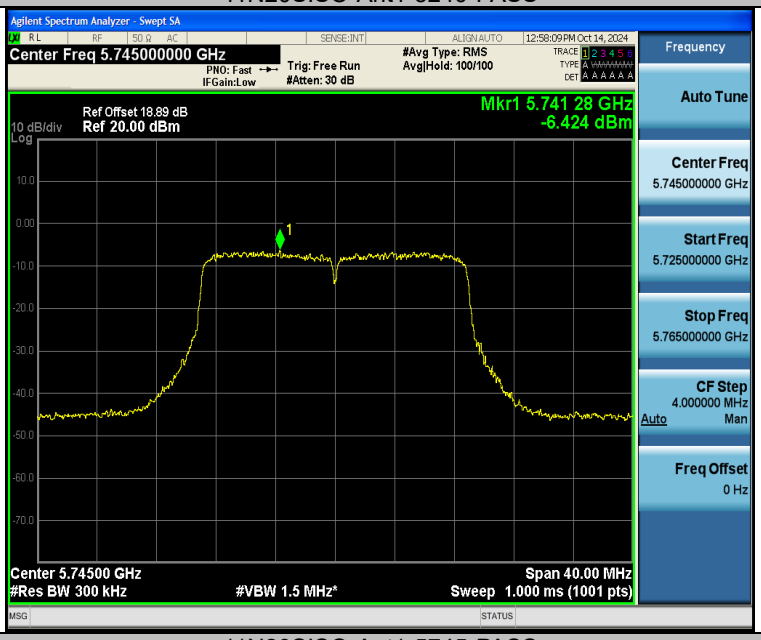

11N20SISO-Ant1-5745-PASS

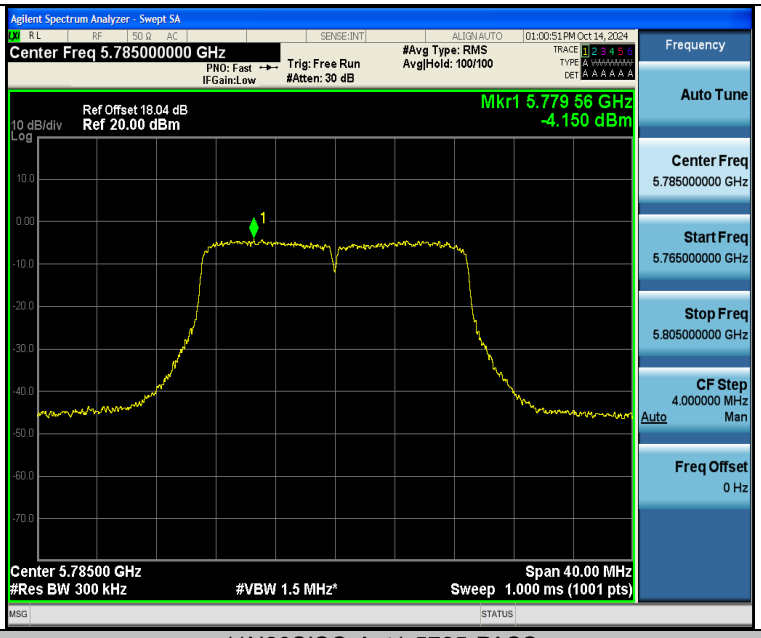

11N20SISO-Ant1-5785-PASS

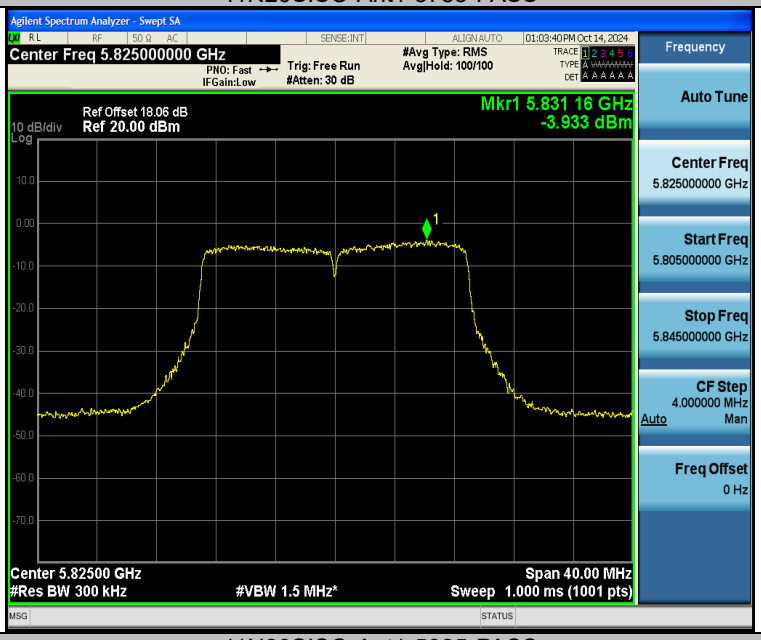

11N20SISO-Ant1-5825-PASS

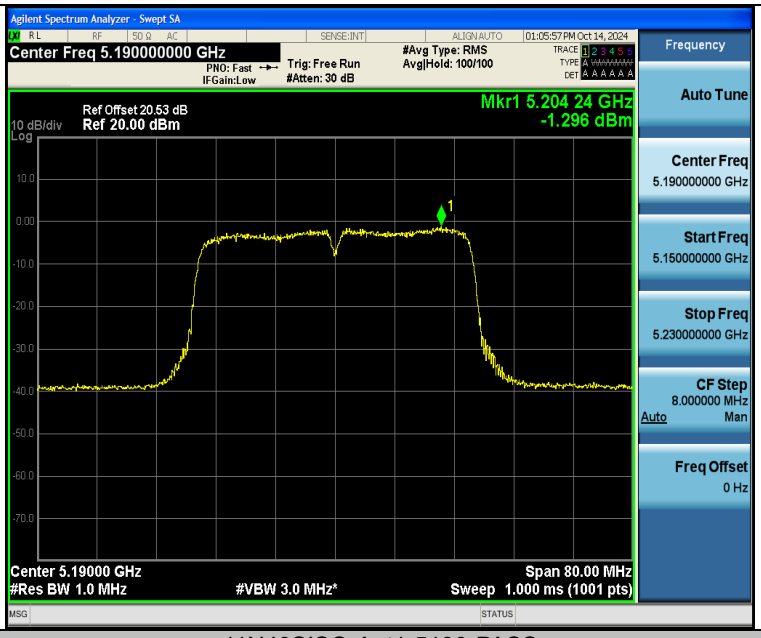

11N40SISO-Ant1-5190-PASS

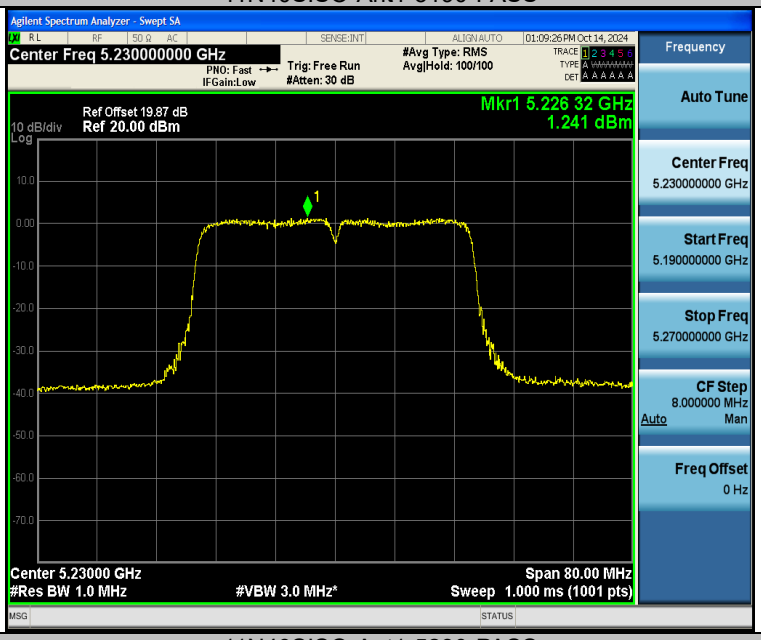

11N40SISO-Ant1-5230-PASS

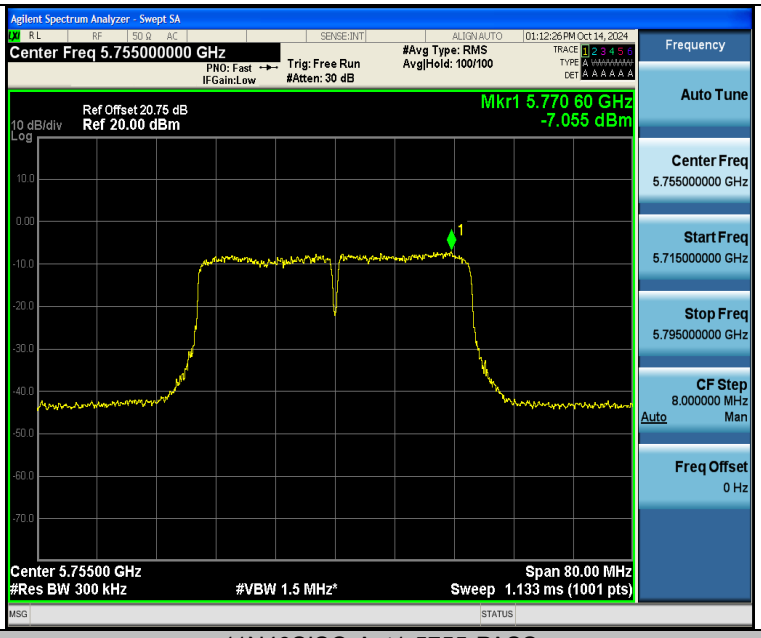

11N40SISO-Ant1-5755-PASS

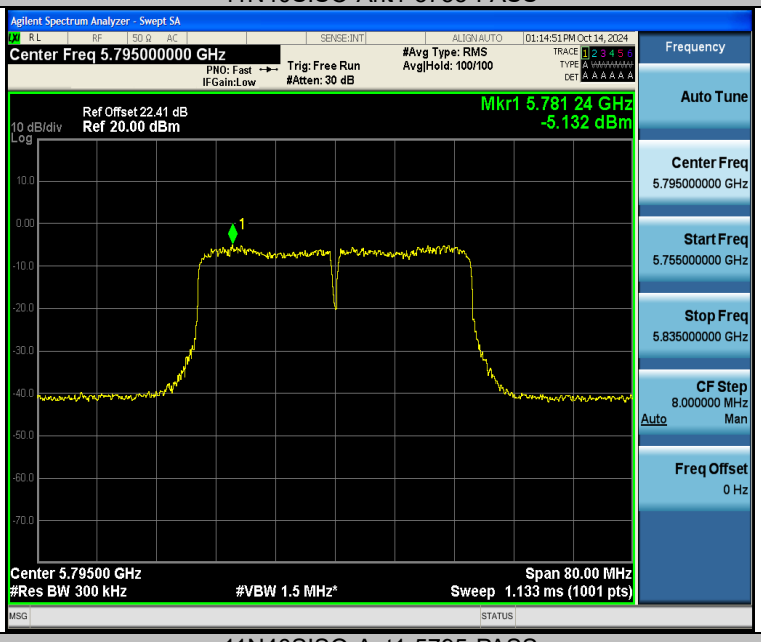

11N40SISO-Ant1-5795-PASS

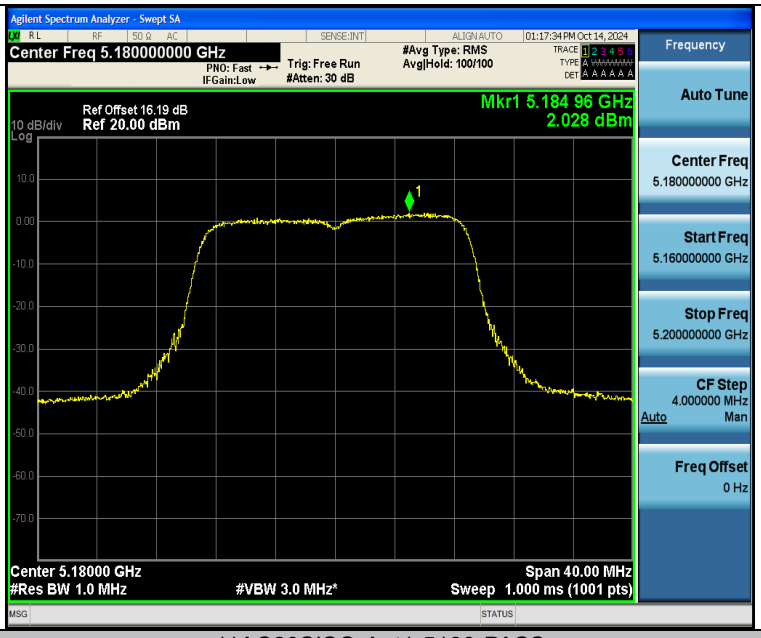

11AC20SISO-Ant1-5180-PASS

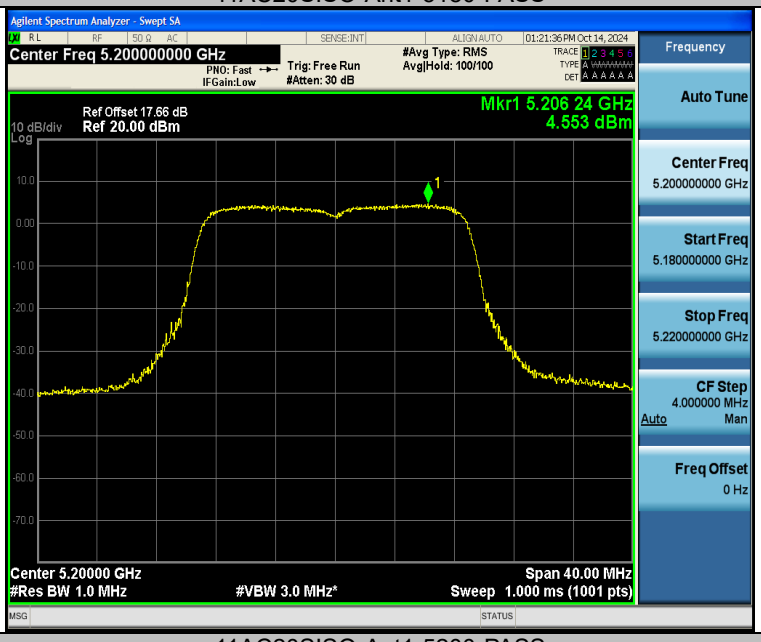

11AC20SISO-Ant1-5200-PASS

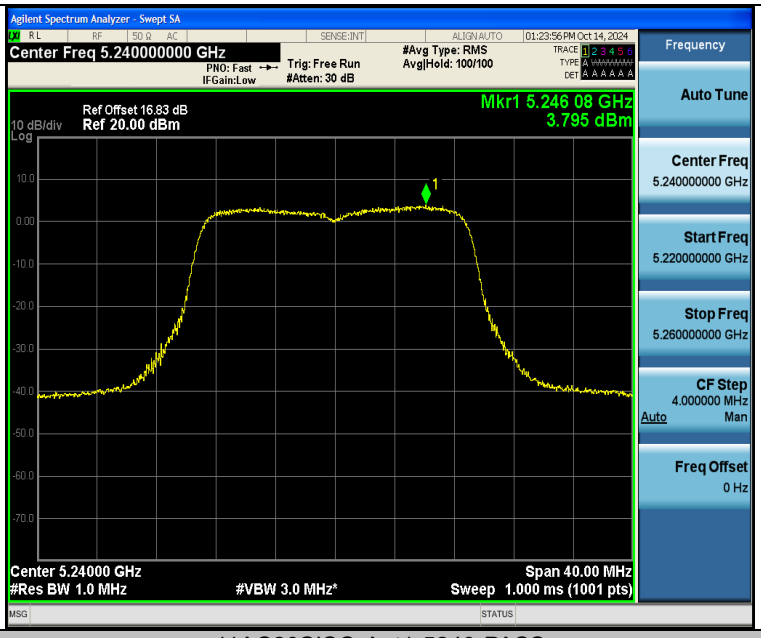

11AC20SISO-Ant1-5240-PASS

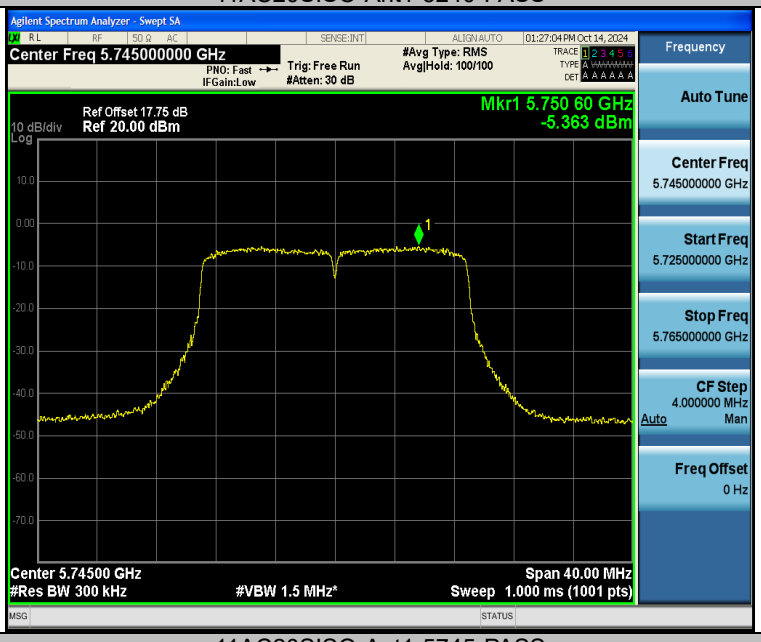

11AC20SISO-Ant1-5745-PASS

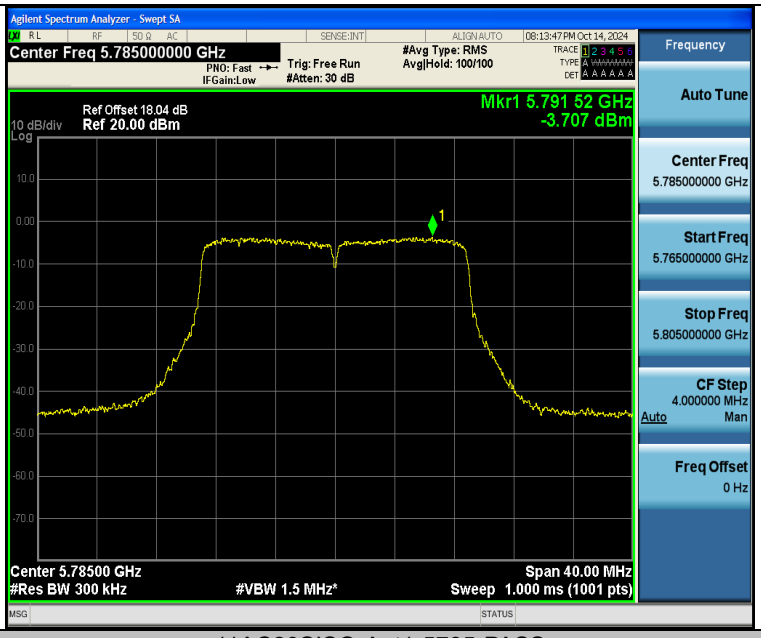

11AC20SISO-Ant1-5785-PASS

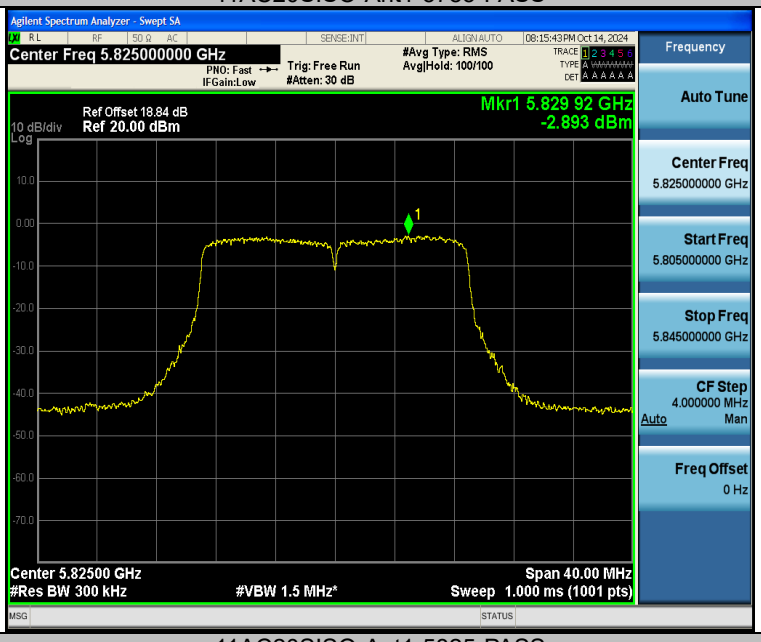

11AC20SISO-Ant1-5825-PASS

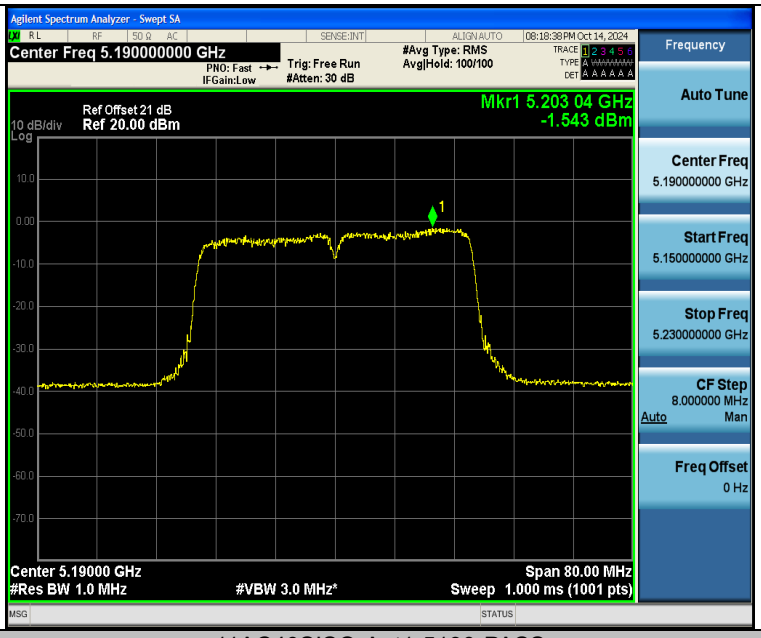

11AC40SISO-Ant1-5190-PASS

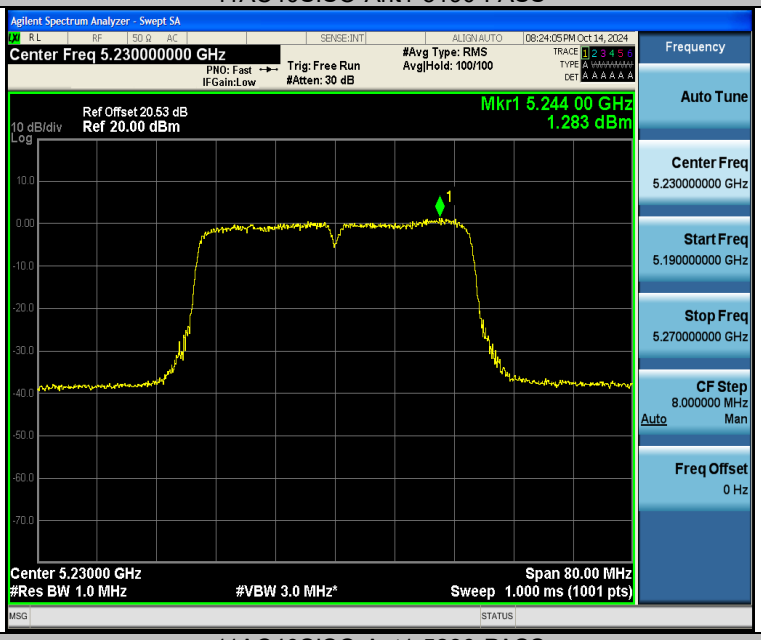

11AC40SISO-Ant1-5230-PASS

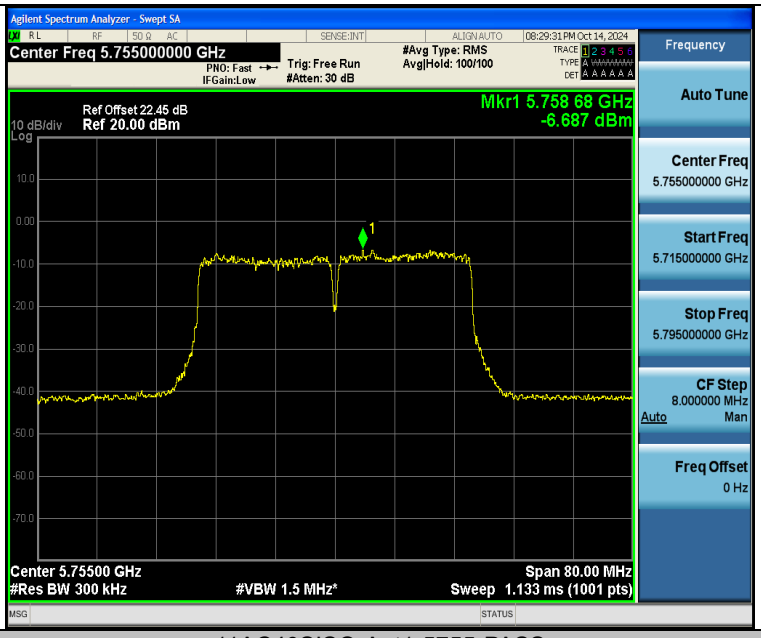

11AC40SISO-Ant1-5755-PASS

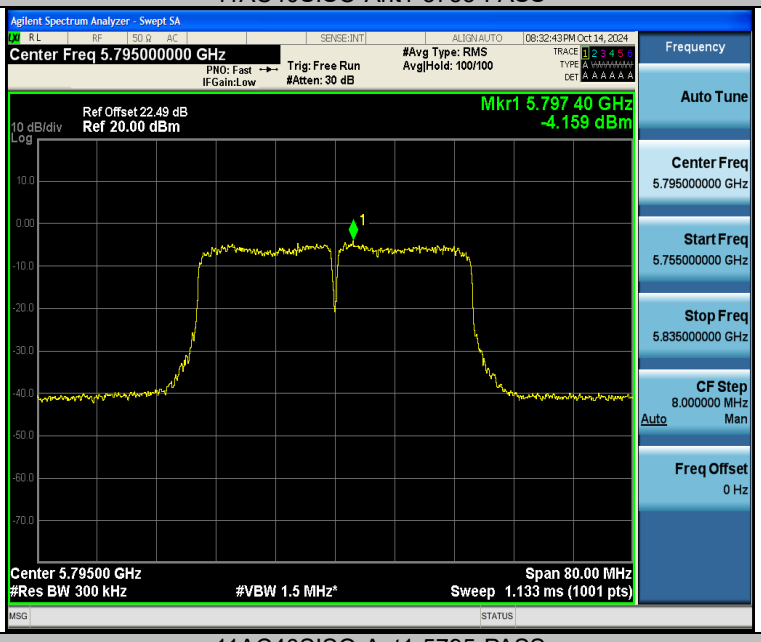

11AC40SISO-Ant1-5795-PASS

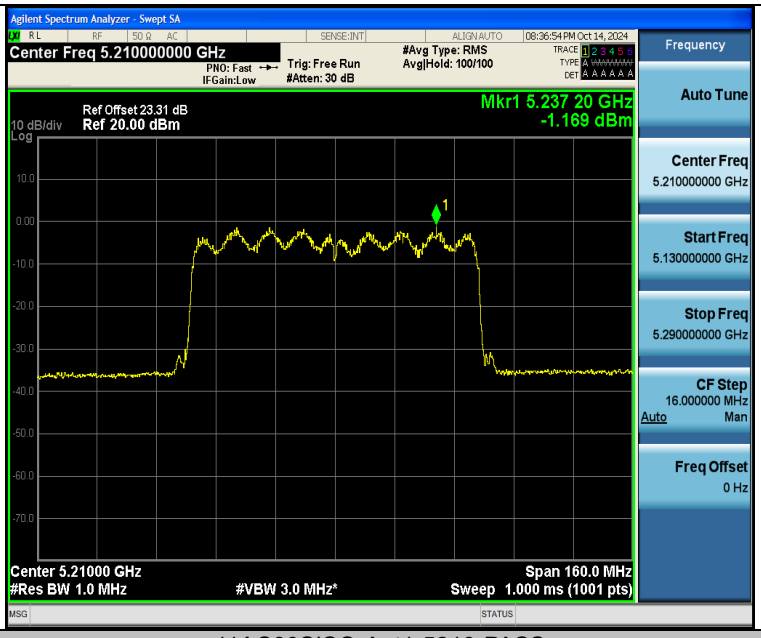

11AC80SISO-Ant1-5210-PASS

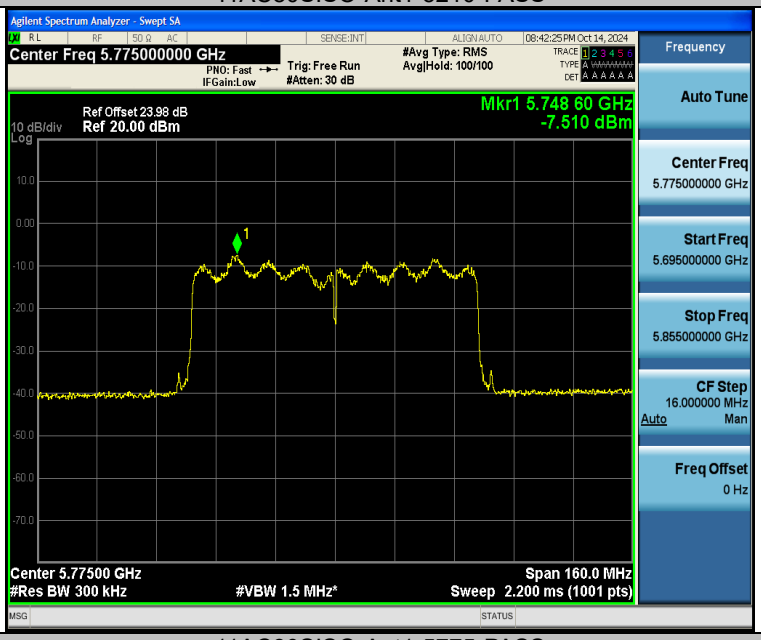

11AC80SISO-Ant1-5775-PASS

Note：1.The Result and Limit Unit is dBm/500 kHz in the band 5.725–5.85 GHz.

9.4 Antenna Requirement

For intentional device, according to FCC 47 CFR Section 15.203, an intentional radiator shall be designed to ensure that no antenna other than that furnished by the responsible party shall be used with the device. And according to FCC 47 CFR Section 15.247 (b), if transmitting antennas of directional gain greater than 6dBi are used, the power shall be reduced by the amount in dB that the directional gain of the antenna exceeds 6dBi.

9.5 Result

The EUT'S antenna, permanent attached antenna, is FPC Antenna. The antenna's gain is 4.5 dBi and meets the requirement.

10 Frequency Stability

Test Requirement	:	FCC Part15 E Section 15.407 (g)
Test Limit		Manufacturers of U-NII devices are responsible for ensuring frequency stability such that an emission is maintained within the band of operation under all conditions of normal operation as specified in the user's manual.

10.1 Test Procedure

1. The EUT is installed in an environment test chamber with external power source.
2. Set the chamber to operate at 50 centigrade and external power source to output at nominal voltage of EUT.
3. A sufficient stabilization period at each temperature is used prior to each frequency measurement.
4. When temperature is stabled, measure the frequency stability.
5. The test shall be performed under -30 to 50 centigrade and 85 to 115 percent of the nominal voltage. Change setting of chamber and external power source to complete all conditions.

10.2 Test Setup

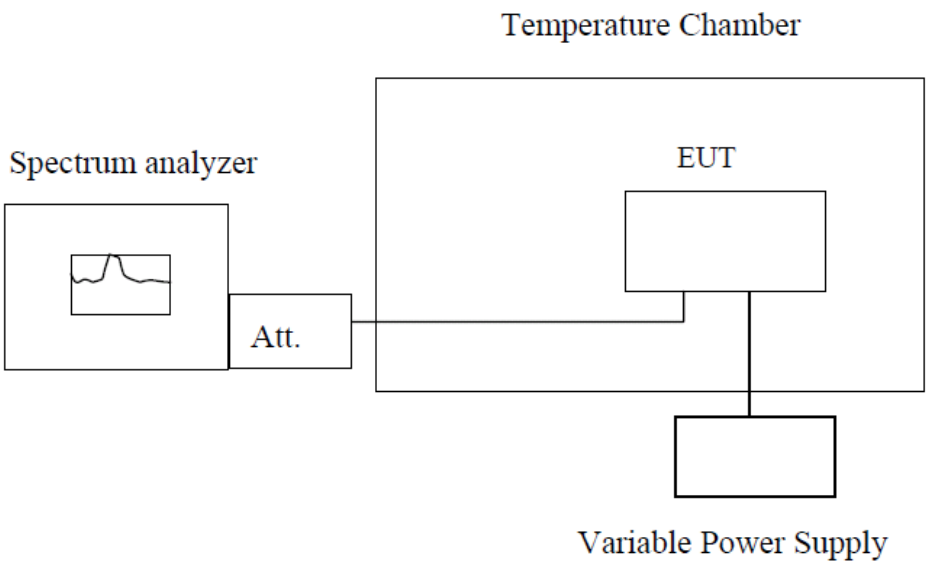

10.3 Test Result

TestMode	Antenna	Frequency[MHz]	Voltage [Vdc]	Temperature (℃)	Deviation (Hz)	Deviation (ppm)	Limit (ppm)	Verdict
11A	Ant1	5180	NV	NT	-34000.00	-6.563707	20	PASS
11A	Ant1	5180	LV	NT	-34000.00	-6.563707	20	PASS
11A	Ant1	5180	HV	NT	-34000.00	-6.563707	20	PASS
11A	Ant1	5200	NV	NT	-33000.00	-6.346154	20	PASS
11A	Ant1	5200	LV	NT	-34000.00	-6.538462	20	PASS
11A	Ant1	5200	HV	NT	-34000.00	-6.538462	20	PASS
11A	Ant1	5240	NV	NT	-34000.00	-6.488550	20	PASS
11A	Ant1	5240	LV	NT	-34000.00	-6.488550	20	PASS
11A	Ant1	5240	HV	NT	-34000.00	-6.488550	20	PASS
11A	Ant1	5745	NV	NT	-35000.00	-6.092254	20	PASS
11A	Ant1	5745	LV	NT	-36000.00	-6.266319	20	PASS
11A	Ant1	5745	HV	NT	-36000.00	-6.266319	20	PASS
11A	Ant1	5785	NV	NT	-34000.00	-5.877269	20	PASS
11A	Ant1	5785	LV	NT	-35000.00	-6.050130	20	PASS
11A	Ant1	5785	HV	NT	-35000.00	-6.050130	20	PASS
11A	Ant1	5825	NV	NT	-33000.00	-5.665236	20	PASS
11A	Ant1	5825	LV	NT	-35000.00	-6.008584	20	PASS
11A	Ant1	5825	HV	NT	-35000.00	-6.008584	20	PASS
11N20SISO	Ant1	5180	NV	NT	-32000.00	-6.177606	20	PASS
11N20SISO	Ant1	5180	LV	NT	-33000.00	-6.370656	20	PASS
11N20SISO	Ant1	5180	HV	NT	-34000.00	-6.563707	20	PASS
11N20SISO	Ant1	5200	NV	NT	-33000.00	-6.346154	20	PASS
11N20SISO	Ant1	5200	LV	NT	-34000.00	-6.538462	20	PASS
11N20SISO	Ant1	5200	HV	NT	-34000.00	-6.538462	20	PASS
11N20SISO	Ant1	5240	NV	NT	-33000.00	-6.297710	20	PASS
11N20SISO	Ant1	5240	LV	NT	-34000.00	-6.488550	20	PASS
11N20SISO	Ant1	5240	HV	NT	-34000.00	-6.488550	20	PASS
11N20SISO	Ant1	5745	NV	NT	-35000.00	-6.092254	20	PASS
11N20SISO	Ant1	5745	LV	NT	-36000.00	-6.266319	20	PASS
11N20SISO	Ant1	5745	HV	NT	-36000.00	-6.266319	20	PASS
11N20SISO	Ant1	5785	NV	NT	-34000.00	-5.877269	20	PASS
11N20SISO	Ant1	5785	LV	NT	-35000.00	-6.050130	20	PASS
11N20SISO	Ant1	5785	HV	NT	-35000.00	-6.050130	20	PASS
11N20SISO	Ant1	5825	NV	NT	-34000.00	-5.836910	20	PASS
11N20SISO	Ant1	5825	LV	NT	-35000.00	-6.008584	20	PASS

11N20SISO	Ant1	5825	HV	NT	-35000.00	-6.008584	20	PASS
11N40SISO	Ant1	5190	NV	NT	-32000.00	-6.165703	20	PASS
11N40SISO	Ant1	5190	LV	NT	-33000.00	-6.358382	20	PASS
11N40SISO	Ant1	5190	HV	NT	-33000.00	-6.358382	20	PASS
11N40SISO	Ant1	5230	NV	NT	-34000.00	-6.500956	20	PASS
11N40SISO	Ant1	5230	LV	NT	-34000.00	-6.500956	20	PASS
11N40SISO	Ant1	5230	HV	NT	-34000.00	-6.500956	20	PASS
11N40SISO	Ant1	5755	NV	NT	-35000.00	-6.081668	20	PASS
11N40SISO	Ant1	5755	LV	NT	-36000.00	-6.255430	20	PASS
11N40SISO	Ant1	5755	HV	NT	-36000.00	-6.255430	20	PASS
11N40SISO	Ant1	5795	NV	NT	-34000.00	-5.867127	20	PASS
11N40SISO	Ant1	5795	LV	NT	-35000.00	-6.039689	20	PASS
11N40SISO	Ant1	5795	HV	NT	-35000.00	-6.039689	20	PASS
11AC20SISO	Ant1	5180	NV	NT	-31000.00	-5.984556	20	PASS
11AC20SISO	Ant1	5180	LV	NT	-33000.00	-6.370656	20	PASS
11AC20SISO	Ant1	5180	HV	NT	-33000.00	-6.370656	20	PASS
11AC20SISO	Ant1	5200	NV	NT	-33000.00	-6.346154	20	PASS
11AC20SISO	Ant1	5200	LV	NT	-34000.00	-6.538462	20	PASS
11AC20SISO	Ant1	5200	HV	NT	-34000.00	-6.538462	20	PASS
11AC20SISO	Ant1	5240	NV	NT	-33000.00	-6.297710	20	PASS
11AC20SISO	Ant1	5240	LV	NT	-34000.00	-6.488550	20	PASS
11AC20SISO	Ant1	5240	HV	NT	-34000.00	-6.488550	20	PASS
11AC20SISO	Ant1	5745	NV	NT	-35000.00	-6.092254	20	PASS
11AC20SISO	Ant1	5745	LV	NT	-35000.00	-6.092254	20	PASS
11AC20SISO	Ant1	5745	HV	NT	-35000.00	-6.092254	20	PASS
11AC20SISO	Ant1	5785	NV	NT	-34000.00	-5.877269	20	PASS
11AC20SISO	Ant1	5785	LV	NT	-35000.00	-6.050130	20	PASS
11AC20SISO	Ant1	5785	HV	NT	-35000.00	-6.050130	20	PASS
11AC20SIS	Ant1	5825	NV	NT	-34000.00	-5.836910	20	PASS

O								
11AC20SISO	Ant1	5825	LV	NT	-35000.00	-6.008584	20	PASS
11AC20SISO	Ant1	5825	HV	NT	-35000.00	-6.008584	20	PASS
11AC40SISO	Ant1	5190	NV	NT	-31000.00	-5.973025	20	PASS
11AC40SISO	Ant1	5190	LV	NT	-33000.00	-6.358382	20	PASS
11AC40SISO	Ant1	5190	HV	NT	-33000.00	-6.358382	20	PASS
11AC40SISO	Ant1	5230	NV	NT	-34000.00	-6.500956	20	PASS
11AC40SISO	Ant1	5230	LV	NT	-34000.00	-6.500956	20	PASS
11AC40SISO	Ant1	5230	HV	NT	-34000.00	-6.500956	20	PASS
11AC40SISO	Ant1	5755	NV	NT	-35000.00	-6.081668	20	PASS
11AC40SISO	Ant1	5755	LV	NT	-35000.00	-6.081668	20	PASS
11AC40SISO	Ant1	5755	HV	NT	-36000.00	-6.255430	20	PASS
11AC40SISO	Ant1	5795	NV	NT	-33000.00	-5.694564	20	PASS
11AC40SISO	Ant1	5795	LV	NT	-34000.00	-5.867127	20	PASS
11AC40SISO	Ant1	5795	HV	NT	-35000.00	-6.039689	20	PASS
11AC80SISO	Ant1	5210	NV	NT	-32000.00	-6.142035	20	PASS
11AC80SISO	Ant1	5210	LV	NT	-33000.00	-6.333973	20	PASS
11AC80SISO	Ant1	5210	HV	NT	-33000.00	-6.333973	20	PASS
11AC80SISO	Ant1	5775	NV	NT	-35000.00	-6.060606	20	PASS
11AC80SISO	Ant1	5775	LV	NT	-35000.00	-6.060606	20	PASS
11AC80SISO	Ant1	5775	HV	NT	-36000.00	-6.233766	20	PASS

Temperature								
TestMode	Antenna	Channel	Voltage [Vdc]	Temperature (℃)	Deviation (Hz)	Deviation (ppm)	Limit (ppm)	Verdict
11A	Ant1	5180	NV	-30	40000.00	7.722008	20	PASS
			NV	-20	40000.00	7.722008	20	PASS
			NV	-10	40000.00	7.722008	20	PASS
			NV	0	40000.00	7.722008	20	PASS
			NV	10	40000.00	7.722008	20	PASS
			NV	20	40000.00	7.722008	20	PASS
			NV	30	40000.00	7.722008	20	PASS
			NV	40	40000.00	7.722008	20	PASS
			NV	50	40000.00	7.722008	20	PASS
		5220	NV	-30	40000.00	7.662835	20	PASS
			NV	-20	40000.00	7.662835	20	PASS
			NV	-10	40000.00	7.662835	20	PASS
			NV	0	40000.00	7.662835	20	PASS
			NV	10	40000.00	7.662835	20	PASS
			NV	20	40000.00	7.662835	20	PASS
			NV	30	40000.00	7.662835	20	PASS
			NV	40	40000.00	7.662835	20	PASS
			NV	50	40000.00	7.662835	20	PASS
		5240	NV	-30	40000.00	7.633588	20	PASS
			NV	-20	40000.00	7.633588	20	PASS
			NV	-10	40000.00	7.633588	20	PASS
			NV	0	40000.00	7.633588	20	PASS
			NV	10	40000.00	7.633588	20	PASS
			NV	20	40000.00	7.633588	20	PASS
			NV	30	40000.00	7.633588	20	PASS
			NV	40	40000.00	7.633588	20	PASS
			NV	50	40000.00	7.633588	20	PASS
		5745	NV	-30	40000.00	6.962576	20	PASS
			NV	-20	40000.00	6.962576	20	PASS
			NV	-10	40000.00	6.962576	20	PASS
			NV	0	40000.00	6.962576	20	PASS
			NV	10	40000.00	6.962576	20	PASS
			NV	20	40000.00	6.962576	20	PASS
			NV	30	40000.00	6.962576	20	PASS
			NV	40	40000.00	6.962576	20	PASS
			NV	50	40000.00	6.962576	20	PASS
		5785	NV	-30	40000.00	6.914434	20	PASS
			NV	-20	40000.00	6.914434	20	PASS
			NV	-10	40000.00	6.914434	20	PASS
			NV	0	40000.00	6.914434	20	PASS
			NV	10	40000.00	6.914434	20	PASS
			NV	20	40000.00	6.914434	20	PASS
			NV	30	40000.00	6.914434	20	PASS
			NV	40	40000.00	6.914434	20	PASS
			NV	50	40000.00	6.914434	20	PASS
		5825	NV	-30	40000.00	6.866953	20	PASS
			NV	-20	40000.00	6.866953	20	PASS
			NV	-10	40000.00	6.866953	20	PASS
			NV	0	40000.00	6.866953	20	PASS
			NV	10	40000.00	6.866953	20	PASS
			NV	20	40000.00	6.866953	20	PASS

			NV	30	40000.00	6.866953	20	PASS
			NV	40	40000.00	6.866953	20	PASS
			NV	50	40000.00	6.866953	20	PASS
11N20SISO	Ant1	5180	NV	-30	40000.00	7.722008	20	PASS
			NV	-20	40000.00	7.722008	20	PASS
			NV	-10	40000.00	7.722008	20	PASS
			NV	0	40000.00	7.722008	20	PASS
			NV	10	40000.00	7.722008	20	PASS
			NV	20	40000.00	7.722008	20	PASS
			NV	30	40000.00	7.722008	20	PASS
			NV	40	40000.00	7.722008	20	PASS
			NV	50	40000.00	7.722008	20	PASS
		5220	NV	-30	40000.00	7.662835	20	PASS
			NV	-20	40000.00	7.662835	20	PASS
			NV	-10	40000.00	7.662835	20	PASS
			NV	0	40000.00	7.662835	20	PASS
			NV	10	40000.00	7.662835	20	PASS
			NV	20	40000.00	7.662835	20	PASS
			NV	30	40000.00	7.662835	20	PASS
			NV	40	40000.00	7.662835	20	PASS
			NV	50	40000.00	7.662835	20	PASS
		5240	NV	-30	40000.00	7.633588	20	PASS
			NV	-20	40000.00	7.633588	20	PASS
			NV	-10	40000.00	7.633588	20	PASS
			NV	0	40000.00	7.633588	20	PASS
			NV	10	40000.00	7.633588	20	PASS
			NV	20	40000.00	7.633588	20	PASS
			NV	30	40000.00	7.633588	20	PASS
			NV	40	40000.00	7.633588	20	PASS
			NV	50	40000.00	7.633588	20	PASS
		5745	NV	-30	40000.00	6.962576	20	PASS
			NV	-20	40000.00	6.962576	20	PASS
			NV	-10	40000.00	6.962576	20	PASS
			NV	0	40000.00	6.962576	20	PASS
			NV	10	40000.00	6.962576	20	PASS
			NV	20	40000.00	6.962576	20	PASS
			NV	30	40000.00	6.962576	20	PASS
			NV	40	40000.00	6.962576	20	PASS
			NV	50	40000.00	6.962576	20	PASS
		5785	NV	-30	40000.00	6.914434	20	PASS
			NV	-20	40000.00	6.914434	20	PASS
			NV	-10	40000.00	6.914434	20	PASS
			NV	0	40000.00	6.914434	20	PASS
			NV	10	40000.00	6.914434	20	PASS
			NV	20	40000.00	6.914434	20	PASS
			NV	30	40000.00	6.914434	20	PASS
			NV	40	40000.00	6.914434	20	PASS
			NV	50	40000.00	6.914434	20	PASS
		5825	NV	-30	40000.00	6.866953	20	PASS
			NV	-20	40000.00	6.866953	20	PASS
			NV	-10	40000.00	6.866953	20	PASS
			NV	0	40000.00	6.866953	20	PASS
			NV	10	40000.00	6.866953	20	PASS
			NV	20	40000.00	6.866953	20	PASS
			NV	30	40000.00	6.866953	20	PASS
			NV	40	40000.00	6.866953	20	PASS

			NV	50	40000.00	6.866953	20	PASS
11N40SISO	Ant1	5190	NV	-30	40000.00	7.707129	20	PASS
			NV	-20	40000.00	7.707129	20	PASS
			NV	-10	40000.00	7.707129	20	PASS
			NV	0	40000.00	7.707129	20	PASS
			NV	10	40000.00	7.707129	20	PASS
			NV	20	40000.00	7.707129	20	PASS
			NV	30	40000.00	7.707129	20	PASS
			NV	40	40000.00	7.707129	20	PASS
			NV	50	40000.00	7.707129	20	PASS
		5230	NV	-30	40000.00	7.648184	20	PASS
			NV	-20	40000.00	7.648184	20	PASS
			NV	-10	40000.00	7.648184	20	PASS
			NV	0	40000.00	7.648184	20	PASS
			NV	10	40000.00	7.648184	20	PASS
			NV	20	40000.00	7.648184	20	PASS
			NV	30	40000.00	7.648184	20	PASS
			NV	40	40000.00	7.648184	20	PASS
			NV	50	40000.00	7.648184	20	PASS
		5755	NV	-30	40000.00	6.950478	20	PASS
			NV	-20	40000.00	6.950478	20	PASS
			NV	-10	40000.00	6.950478	20	PASS
			NV	0	40000.00	6.950478	20	PASS
			NV	10	40000.00	6.950478	20	PASS
			NV	20	40000.00	6.950478	20	PASS
			NV	30	40000.00	6.950478	20	PASS
			NV	40	40000.00	6.950478	20	PASS
			NV	50	40000.00	6.950478	20	PASS
		5795	NV	-30	40000.00	6.902502	20	PASS
			NV	-20	40000.00	6.902502	20	PASS
			NV	-10	40000.00	6.902502	20	PASS
			NV	0	40000.00	6.902502	20	PASS
			NV	10	40000.00	6.902502	20	PASS
			NV	20	40000.00	6.902502	20	PASS
			NV	30	40000.00	6.902502	20	PASS
			NV	40	40000.00	6.902502	20	PASS
			NV	50	40000.00	6.902502	20	PASS
11AC20SISO	Ant1	5180	NV	-30	40000.00	7.722008	20	PASS
			NV	-20	40000.00	7.722008	20	PASS
			NV	-10	40000.00	7.722008	20	PASS
			NV	0	40000.00	7.722008	20	PASS
			NV	10	40000.00	7.722008	20	PASS
			NV	20	40000.00	7.722008	20	PASS
			NV	30	40000.00	7.722008	20	PASS
			NV	40	40000.00	7.722008	20	PASS
			NV	50	40000.00	7.722008	20	PASS
		5220	NV	-30	40000.00	7.662835	20	PASS
			NV	-20	40000.00	7.662835	20	PASS
			NV	-10	40000.00	7.662835	20	PASS
			NV	0	40000.00	7.662835	20	PASS
			NV	10	40000.00	7.662835	20	PASS
			NV	20	40000.00	7.662835	20	PASS
			NV	30	40000.00	7.662835	20	PASS
			NV	40	40000.00	7.662835	20	PASS
			NV	50	40000.00	7.662835	20	PASS
		5240	NV	-30	40000.00	7.633588	20	PASS

			NV	-20	40000.00	7.633588	20	PASS
			NV	-10	40000.00	7.633588	20	PASS
			NV	0	40000.00	7.633588	20	PASS
			NV	10	40000.00	7.633588	20	PASS
			NV	20	40000.00	7.633588	20	PASS
			NV	30	40000.00	7.633588	20	PASS
			NV	40	40000.00	7.633588	20	PASS
			NV	50	40000.00	7.633588	20	PASS
		5745	NV	-30	40000.00	6.962576	20	PASS
			NV	-20	40000.00	6.962576	20	PASS
			NV	-10	40000.00	6.962576	20	PASS
			NV	0	40000.00	6.962576	20	PASS
			NV	10	40000.00	6.962576	20	PASS
			NV	20	40000.00	6.962576	20	PASS
			NV	30	40000.00	6.962576	20	PASS
			NV	40	40000.00	6.962576	20	PASS
			NV	50	40000.00	6.962576	20	PASS
		5785	NV	-30	40000.00	6.914434	20	PASS
			NV	-20	40000.00	6.914434	20	PASS
			NV	-10	40000.00	6.914434	20	PASS
			NV	0	40000.00	6.914434	20	PASS
			NV	10	40000.00	6.914434	20	PASS
			NV	20	40000.00	6.914434	20	PASS
			NV	30	40000.00	6.914434	20	PASS
			NV	40	40000.00	6.914434	20	PASS
			NV	50	40000.00	6.914434	20	PASS
		5825	NV	-30	40000.00	6.866953	20	PASS
			NV	-20	40000.00	6.866953	20	PASS
			NV	-10	40000.00	6.866953	20	PASS
			NV	0	40000.00	6.866953	20	PASS
			NV	10	40000.00	6.866953	20	PASS
			NV	20	40000.00	6.866953	20	PASS
			NV	30	40000.00	6.866953	20	PASS
			NV	40	40000.00	6.866953	20	PASS
			NV	50	40000.00	6.866953	20	PASS
11AC40SISO	Ant1	5190	NV	-30	40000.00	7.707129	20	PASS
			NV	-20	40000.00	7.707129	20	PASS
			NV	-10	40000.00	7.707129	20	PASS
			NV	0	40000.00	7.707129	20	PASS
			NV	10	40000.00	7.707129	20	PASS
			NV	20	40000.00	7.707129	20	PASS
			NV	30	40000.00	7.707129	20	PASS
			NV	40	40000.00	7.707129	20	PASS
			NV	50	40000.00	7.707129	20	PASS
		5230	NV	-30	40000.00	7.648184	20	PASS
			NV	-20	40000.00	7.648184	20	PASS
			NV	-10	40000.00	7.648184	20	PASS
			NV	0	40000.00	7.648184	20	PASS
			NV	10	40000.00	7.648184	20	PASS
			NV	20	40000.00	7.648184	20	PASS
			NV	30	40000.00	7.648184	20	PASS
			NV	40	40000.00	7.648184	20	PASS
			NV	50	40000.00	7.648184	20	PASS
		5755	NV	-30	40000.00	6.950478	20	PASS
			NV	-20	40000.00	6.950478	20	PASS
			NV	-10	40000.00	6.950478	20	PASS

			NV	0	40000.00	6.950478	20	PASS
			NV	10	40000.00	6.950478	20	PASS
			NV	20	40000.00	6.950478	20	PASS
			NV	30	40000.00	6.950478	20	PASS
			NV	40	40000.00	6.950478	20	PASS
			NV	50	40000.00	6.950478	20	PASS
		5795	NV	-30	40000.00	6.902502	20	PASS
			NV	-20	40000.00	6.902502	20	PASS
			NV	-10	40000.00	6.902502	20	PASS
			NV	0	40000.00	6.902502	20	PASS
			NV	10	40000.00	6.902502	20	PASS
			NV	20	40000.00	6.902502	20	PASS
			NV	30	40000.00	6.902502	20	PASS
			NV	40	40000.00	6.902502	20	PASS
			NV	50	40000.00	6.902502	20	PASS
11AC80SISO	Ant1	5210	NV	-30	40000.00	7.677543	20	PASS
			NV	-20	40000.00	7.677543	20	PASS
			NV	-10	40000.00	7.677543	20	PASS
			NV	0	40000.00	7.677543	20	PASS
			NV	10	40000.00	7.677543	20	PASS
			NV	20	40000.00	7.677543	20	PASS
			NV	30	40000.00	7.677543	20	PASS
			NV	40	40000.00	7.677543	20	PASS
			NV	50	40000.00	7.677543	20	PASS
		5775	NV	-30	40000.00	6.926407	20	PASS
			NV	-20	40000.00	6.926407	20	PASS
			NV	-10	40000.00	6.926407	20	PASS
			NV	0	40000.00	6.926407	20	PASS
			NV	10	40000.00	6.926407	20	PASS
			NV	20	40000.00	6.926407	20	PASS
			NV	30	40000.00	6.926407	20	PASS
			NV	40	40000.00	6.926407	20	PASS
			NV	50	40000.00	6.926407	20	PASS

11 Test Setup

Conducted Emissions

Radiated Spurious Emissions
From 30MHz-1000MHz

Test frequency from Above 1GHz



12 EUT PHOTOS

AC/DC Adapter
MODEL:DC-852-1203000U
INPUT:100-240V~ 50/60Hz 1.0A Max
OUTPUT:12.0V ⎓ 3.0A 36.0W
LISTED
C
US
Intertek
5027673
CONFORMS TO
UL STD.62368-1
CERTIFIED TO CSA
STD.C22.2 NO.62368-1
Foshan Dechang Power Supply Co.,Ltd.
Made In China
DC-852UA
20241011


AC/DC Adapter
MODEL: DC-832-1205000
INPUT: 100-240V~50/60Hz 1.5A Max
OUTPUT: 12.0V ⎓ 5.0A 60.0W
CE
UK
CA
CAUTION
Dry Location Use Only
Risk Of Electric Shock!
Do Not Open!
Foshan Dechang Power
Supply Co.,Ltd.
Made In China
DC-832KB18
20240406


AN240-FPC419098-2
AN240-FPC419098-2

25A
MADE IN CHINA


BLN-N100

WCBN810L-AD
323KC47021AD
BTC-212
94V-0
E220370
PIOTEK
NF A822C00_2V6
MAIN
AUX
MAC:
145AFC8735D3
S/N :LOEADPC810L0141CD0178E3A
Realtek
RTL8822CE
WCBN810L-M9
MADE IN CHINA
RTL8822CE
L81DU21 GL34





********THE END REPORT********