g 2412MHz Ant1 Ref

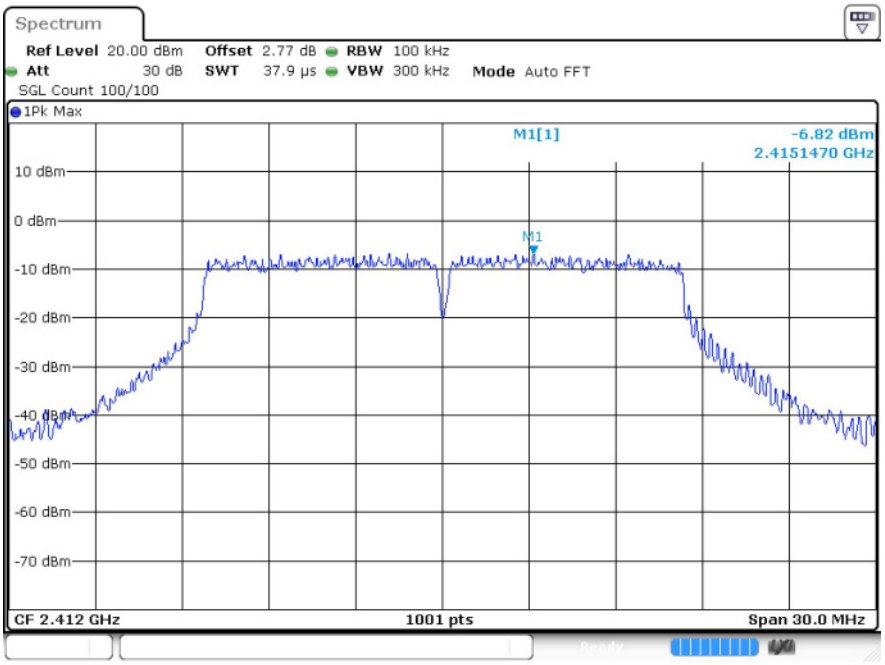

g 2412MHz Ant1 Emission

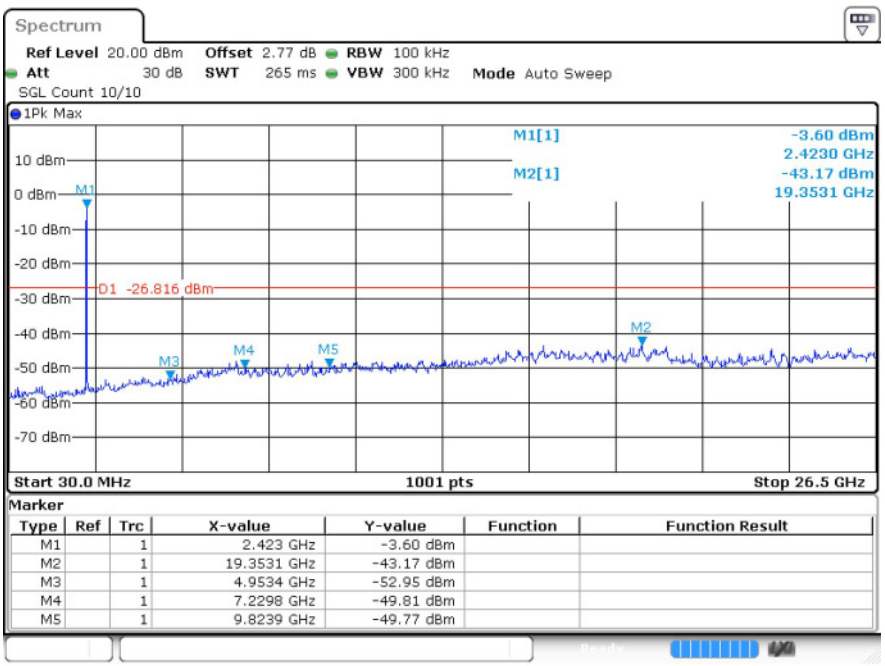

Marker

Type	Ref	Trc	X-value	Y-value	Function	Function Result
M1		1	2.423 GHz	-3.60 dBm		
M2		1	19.3531 GHz	-43.17 dBm		
M3		1	4.9534 GHz	-52.95 dBm		
M4		1	7.2298 GHz	-49.81 dBm		
M5		1	9.8239 GHz	-49.77 dBm		

g 2437MHz Ant1 Ref

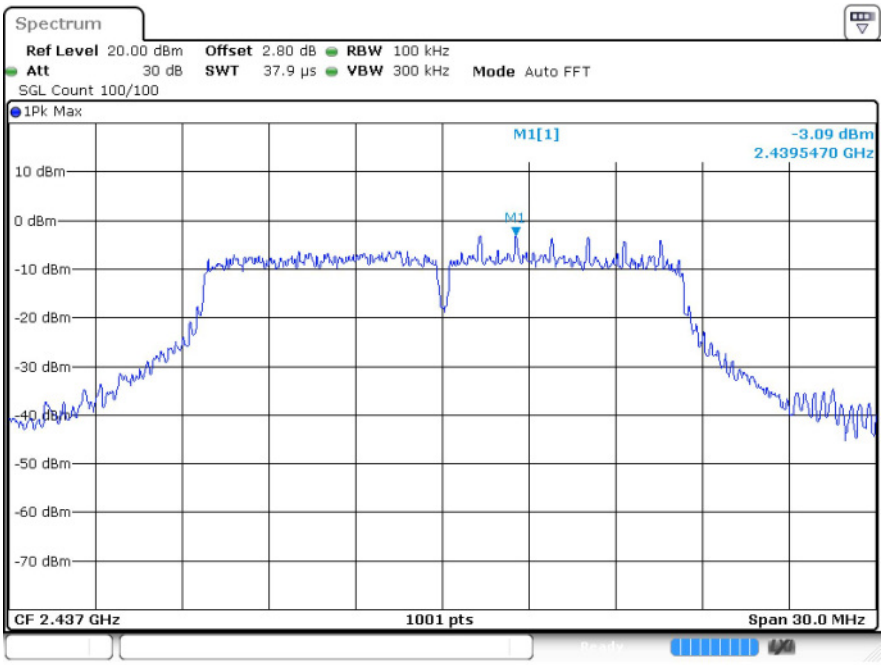

g 2437MHz Ant1 Emission

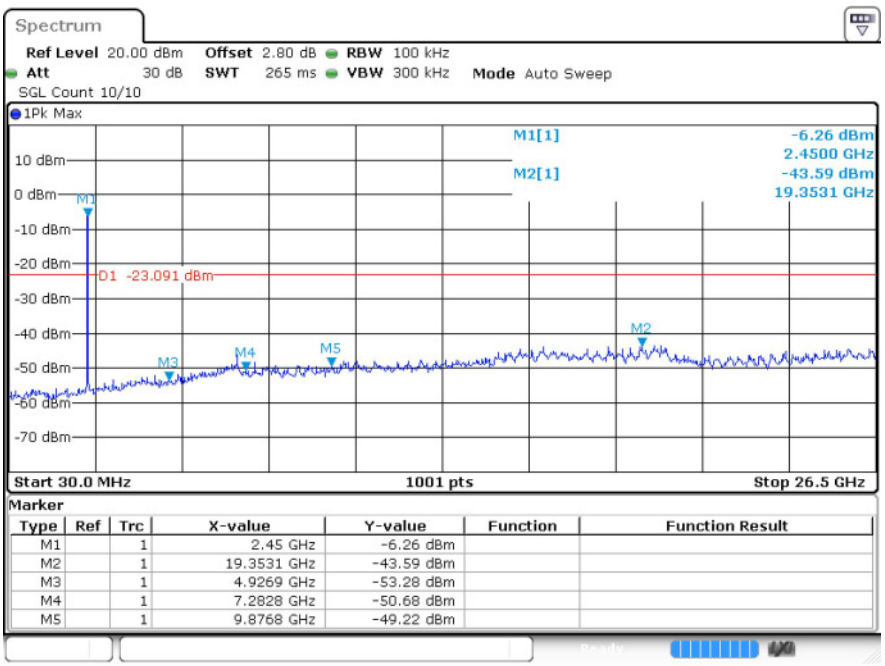

Marker

Type	Ref	Trc	X-value	Y-value	Function	Function Result
M1		1	2.45 GHz	-6.26 dBm		
M2		1	19.3531 GHz	-43.59 dBm		
M3		1	4.9269 GHz	-53.28 dBm		
M4		1	7.2828 GHz	-50.68 dBm		
M5		1	9.8768 GHz	-49.22 dBm		

g 2462MHz Ant1 Ref

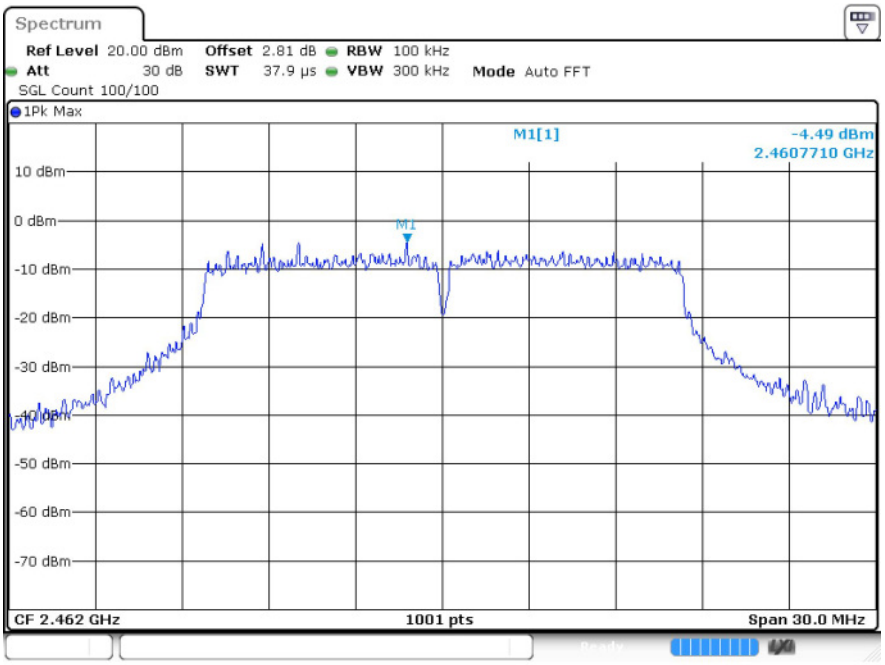

g 2462MHz Ant1 Emission

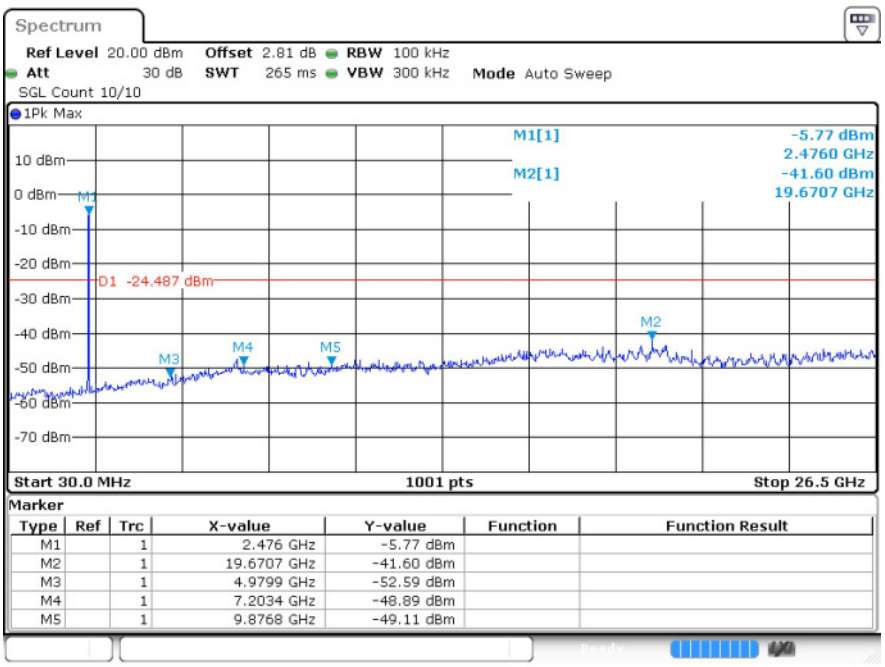

Marker

Type	Ref	Trc	X-value	Y-value	Function	Function Result
M1		1	2.476 GHz	-5.77 dBm		
M2		1	19.6707 GHz	-41.60 dBm		
M3		1	4.9799 GHz	-52.59 dBm		
M4		1	7.2034 GHz	-48.89 dBm		
M5		1	9.8768 GHz	-49.11 dBm		

n20 2412MHz Ant1 Ref

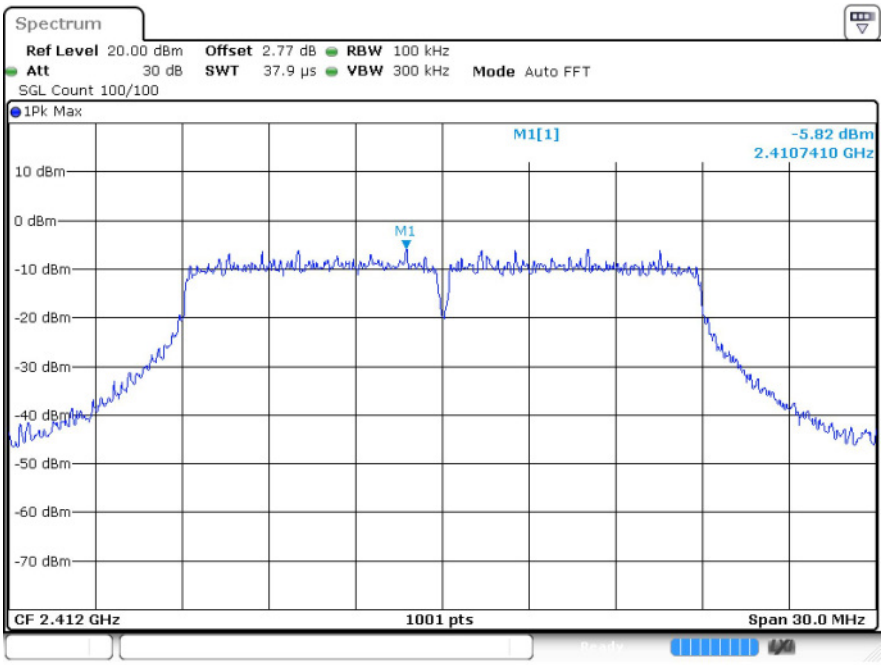

n20 2412MHz Ant1 Emission

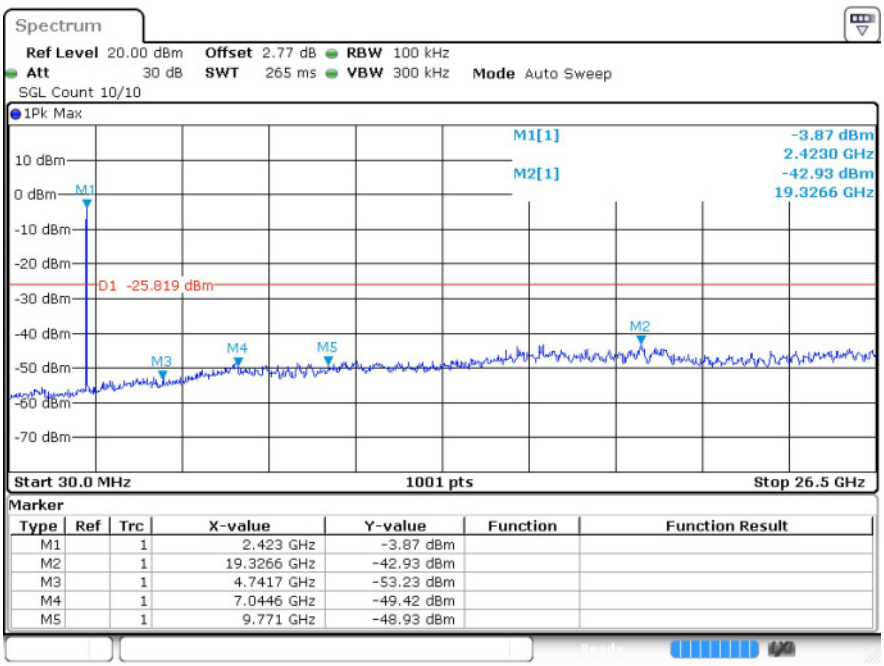

Marker

Type	Ref	Trc	X-value	Y-value	Function	Function Result
M1		1	2.423 GHz	-3.87 dBm		
M2		1	19.3266 GHz	-42.93 dBm		
M3		1	4.7417 GHz	-53.23 dBm		
M4		1	7.0446 GHz	-49.42 dBm		
M5		1	9.771 GHz	-48.93 dBm		

n20 2437MHz Ant1 Ref

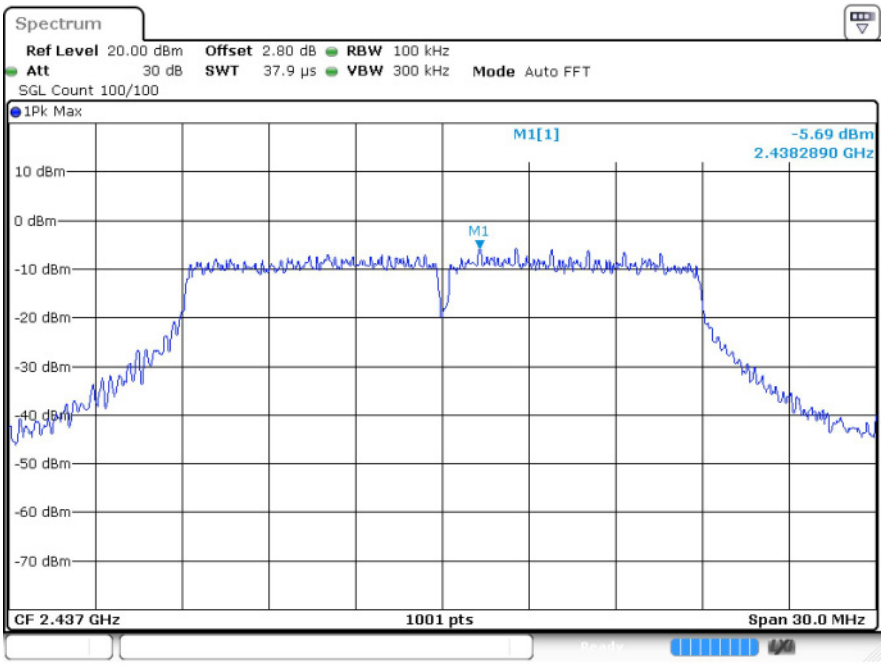

n20 2437MHz Ant1 Emission

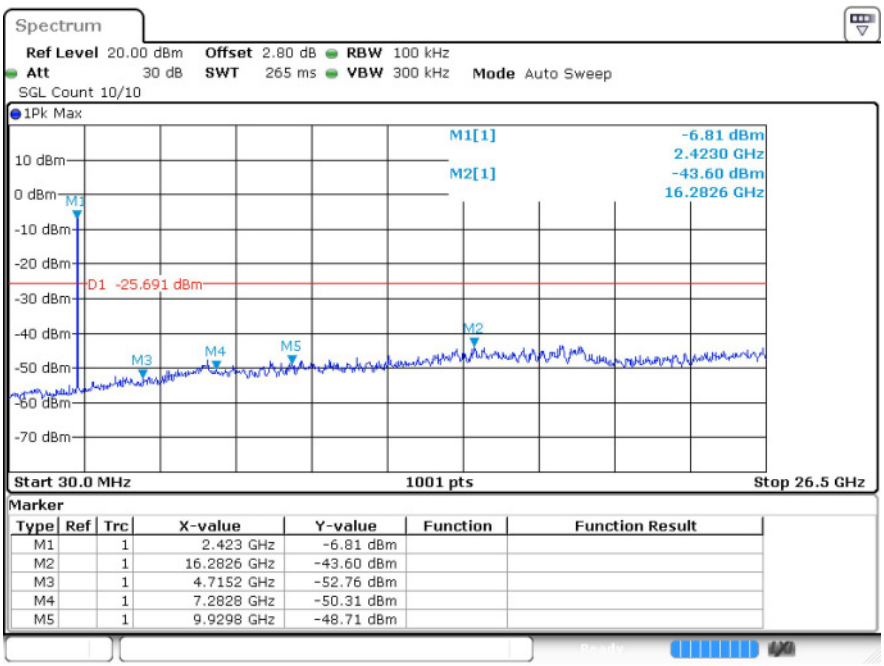

Type	Ref	Trc	X-value	Y-value	Function	Function Result
M1		1	2.423 GHz	-6.81 dBm		
M2		1	16.2826 GHz	-43.60 dBm		
M3		1	4.7152 GHz	-52.76 dBm		
M4		1	7.2828 GHz	-50.31 dBm		
M5		1	9.9298 GHz	-48.71 dBm		

n20 2462MHz Ant1 Ref

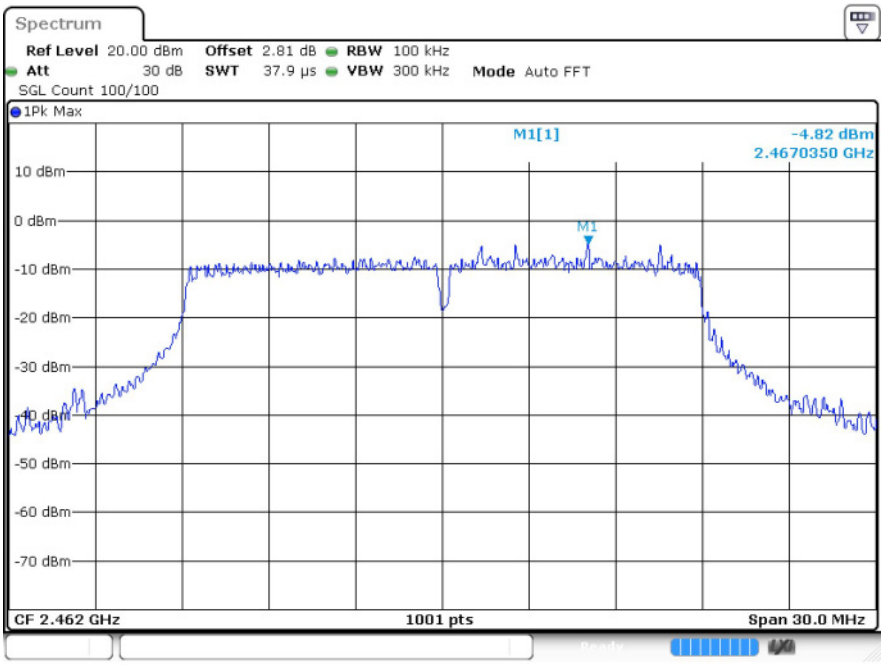

n20 2462MHz Ant1 Emission

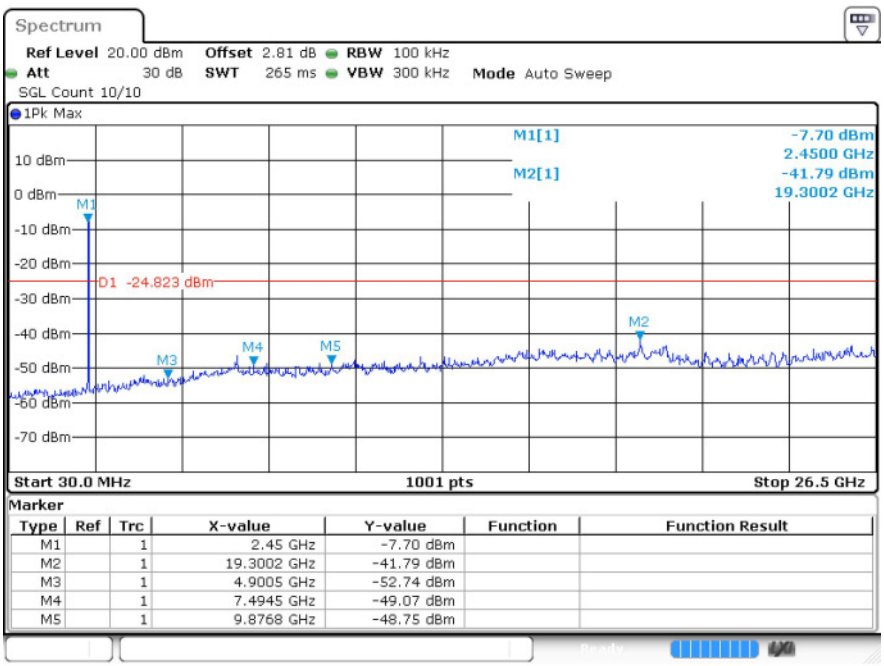

7 Restrict Band

7.1 Test Result

Mode	Frequency (MHz)	Antenna	Spur Freq (MHz)	Power (dBm)	Gain (dBi)	Duty Factor	E (dBuV/m)	Detector	Limit (dBuV/m)	Verdict
b	2412	Ant1	2310	-48.83	2.5	-	48.90	Peak	74	Pass
b	2412	Ant1	2310	-55.95	2.5	0	41.78	Average	54	Pass
b	2412	Ant1	2338.197	-45.43	2.5	-	52.30	Peak	74	Pass
b	2412	Ant1	2336.325	-54.22	2.5	0	43.51	Average	54	Pass
b	2412	Ant1	2390	-48.42	2.5	-	49.31	Peak	74	Pass
b	2412	Ant1	2390	-54.39	2.5	0	43.34	Average	54	Pass
b	2462	Ant1	2483.5	-45.59	2.5	-	52.14	Peak	74	Pass
b	2462	Ant1	2483.5	-52.43	2.5	0	45.30	Average	54	Pass
b	2462	Ant1	2483.517	-45.59	2.5	-	52.14	Peak	74	Pass
b	2462	Ant1	2483.517	-52.42	2.5	0	45.31	Average	54	Pass
b	2462	Ant1	2500	-47.24	2.5	-	50.49	Peak	74	Pass
b	2462	Ant1	2500	-55.36	2.5	0	42.37	Average	54	Pass
g	2412	Ant1	2310	-47.77	2.5	-	49.96	Peak	74	Pass
g	2412	Ant1	2310	-56.69	2.5	0.24	41.28	Average	54	Pass
g	2412	Ant1	2389.911	-42.3	2.5	-	55.43	Peak	74	Pass
g	2412	Ant1	2389.911	-52.61	2.5	0.24	45.36	Average	54	Pass
g	2412	Ant1	2390	-42.31	2.5	-	55.42	Peak	74	Pass
g	2412	Ant1	2390	-52.3	2.5	0.24	45.67	Average	54	Pass
g	2462	Ant1	2483.5	-37.26	2.5	-	60.47	Peak	74	Pass
g	2462	Ant1	2483.5	-46.81	2.5	0.25	51.17	Average	54	Pass
g	2462	Ant1	2483.517	-36.8	2.5	-	60.93	Peak	74	Pass
g	2462	Ant1	2483.517	-46.8	2.5	0.25	51.18	Average	54	Pass
g	2462	Ant1	2500	-47.98	2.5	-	49.75	Peak	74	Pass
g	2462	Ant1	2500	-55.95	2.5	0.25	42.03	Average	54	Pass
n20	2412	Ant1	2310	-48.39	2.5	-	49.34	Peak	74	Pass
n20	2412	Ant1	2310	-56.21	2.5	0.26	41.78	Average	54	Pass
n20	2412	Ant1	2389.911	-41.64	2.5	-	56.09	Peak	74	Pass
n20	2412	Ant1	2389.911	-52.24	2.5	0.26	45.75	Average	54	Pass
n20	2412	Ant1	2390	-41.44	2.5	-	56.29	Peak	74	Pass
n20	2412	Ant1	2390	-52.16	2.5	0.26	45.83	Average	54	Pass
n20	2462	Ant1	2483.5	-39.62	2.5	-	58.11	Peak	74	Pass
n20	2462	Ant1	2483.5	-47.1	2.5	0.26	50.89	Average	54	Pass
n20	2462	Ant1	2484.577	-34.22	2.5	-	63.51	Peak	74	Pass
n20	2462	Ant1	2483.782	-46.96	2.5	0.26	51.03	Average	54	Pass

n20	2462	Ant1	2500	-47.02	2.5	-	50.71	Peak	74	Pass
n20	2462	Ant1	2500	-55.3	2.5	0.26	42.69	Average	54	Pass

7.2 Test Graphs

Test Graphs

b 2412MHz Ant1 Peak

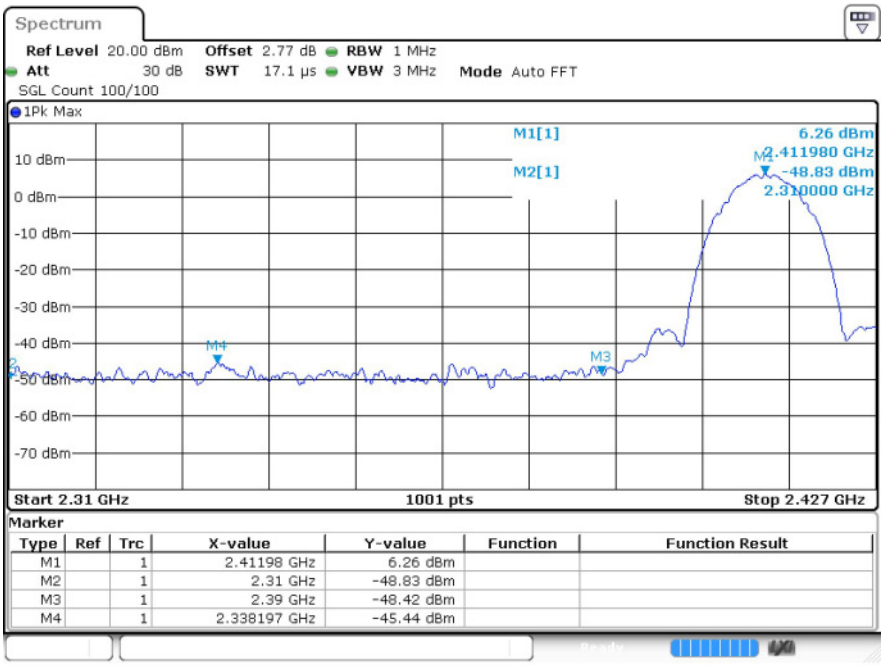

b 2412MHz Ant1 Average

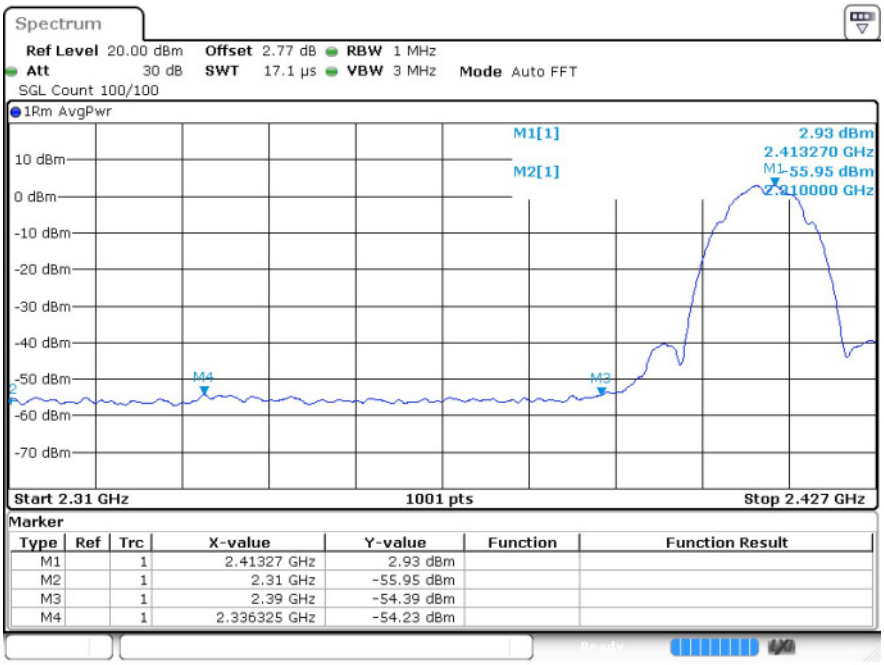

b 2462MHz Ant1 Peak

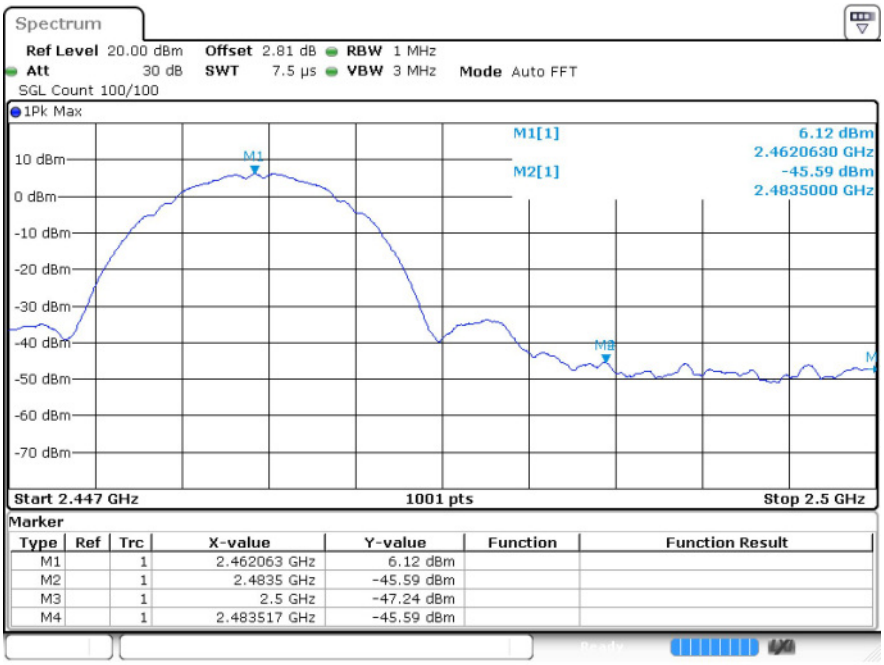

b 2462MHz Ant1 Average

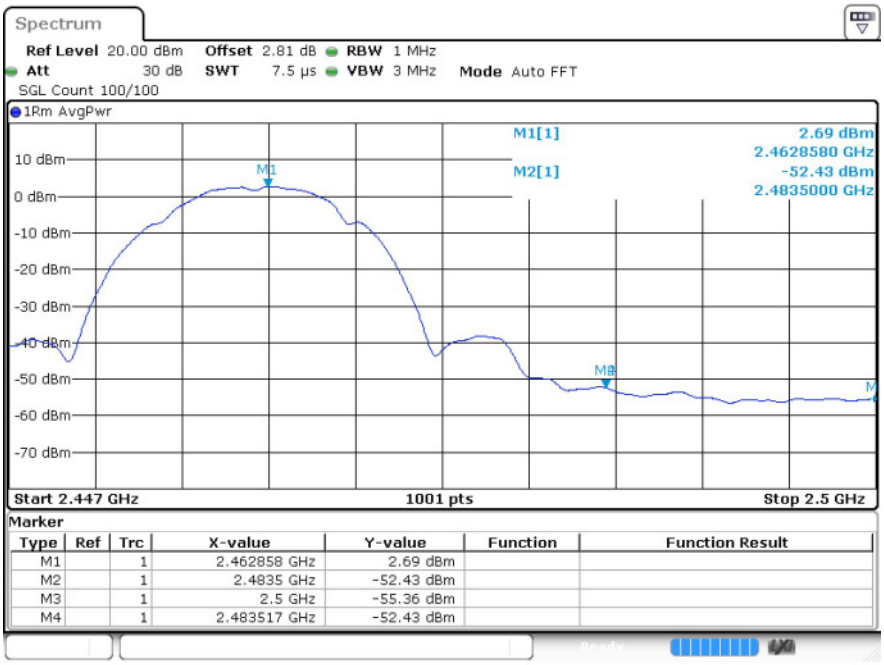

g 2412MHz Ant1 Peak

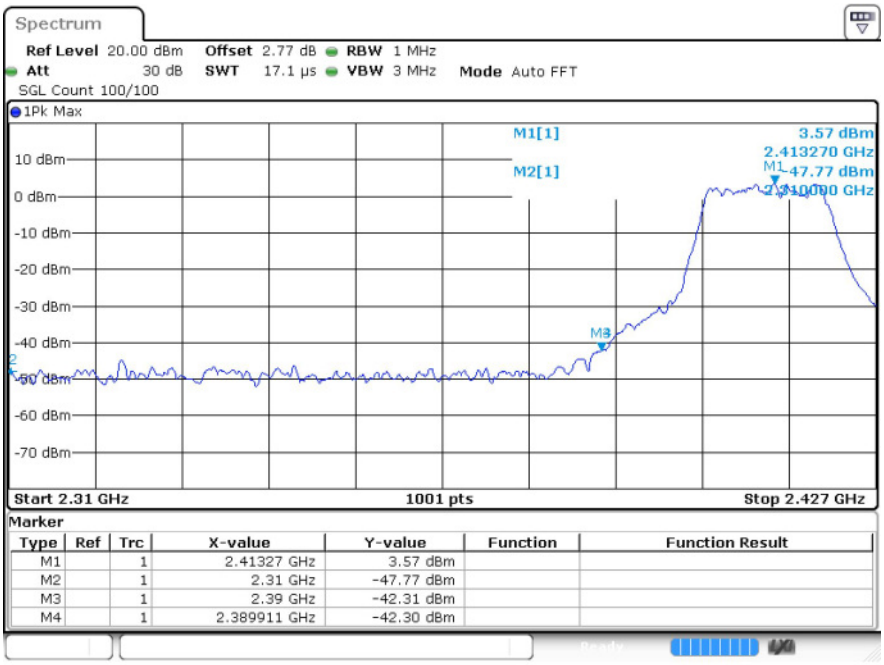

g 2412MHz Ant1 Average

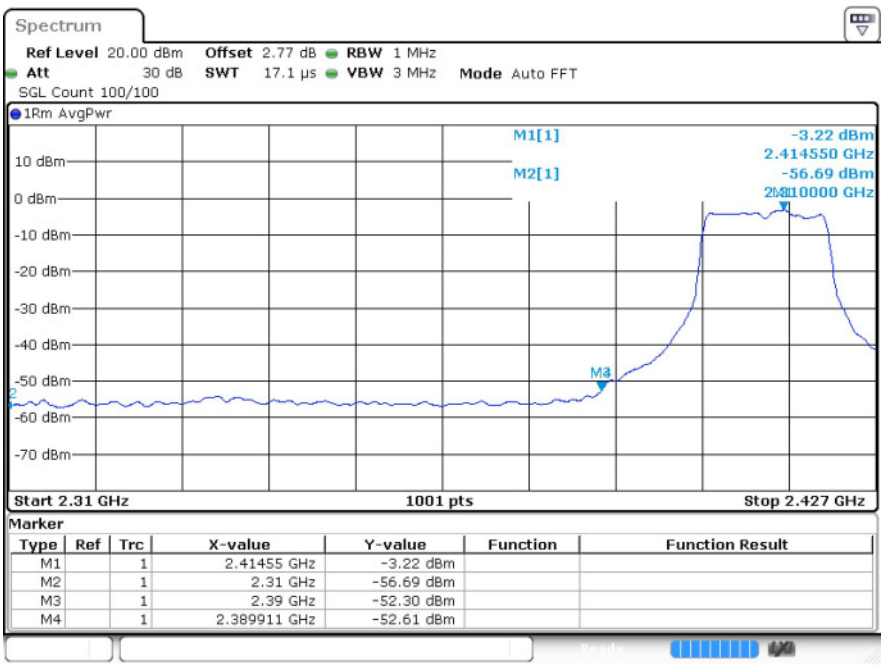

g 2462MHz Ant1 Peak

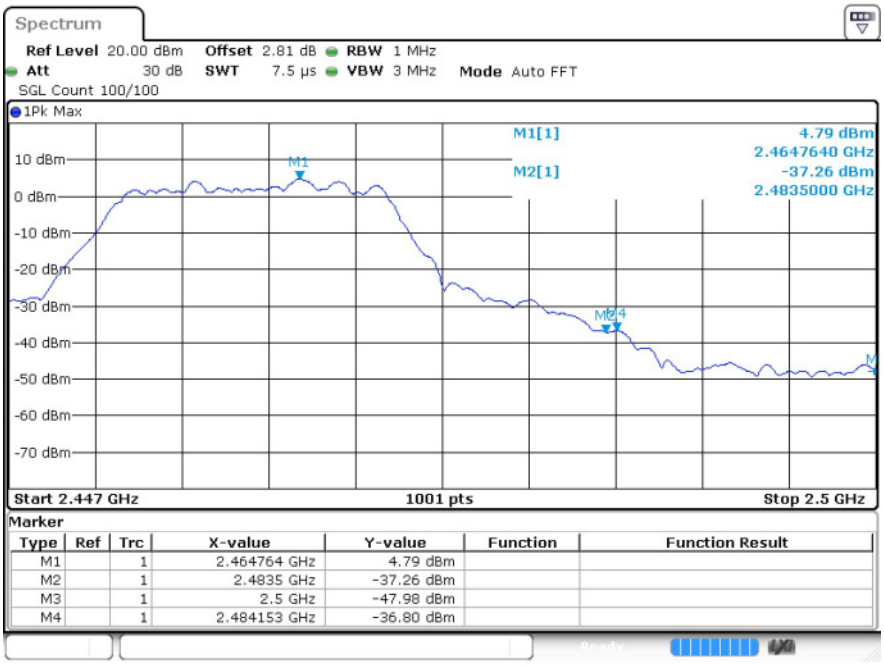

g 2462MHz Ant1 Average

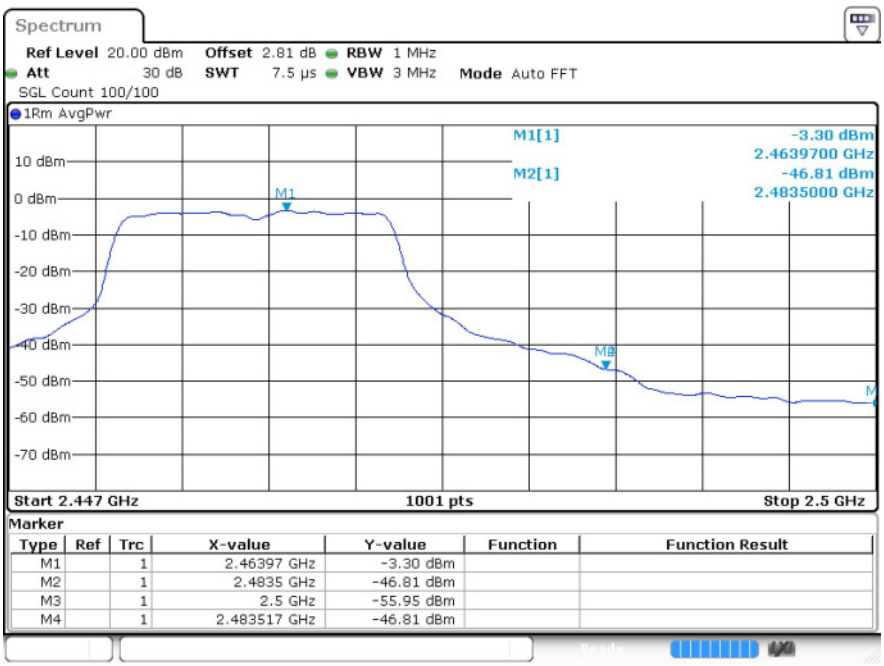

n20 2412MHz Ant1 Peak

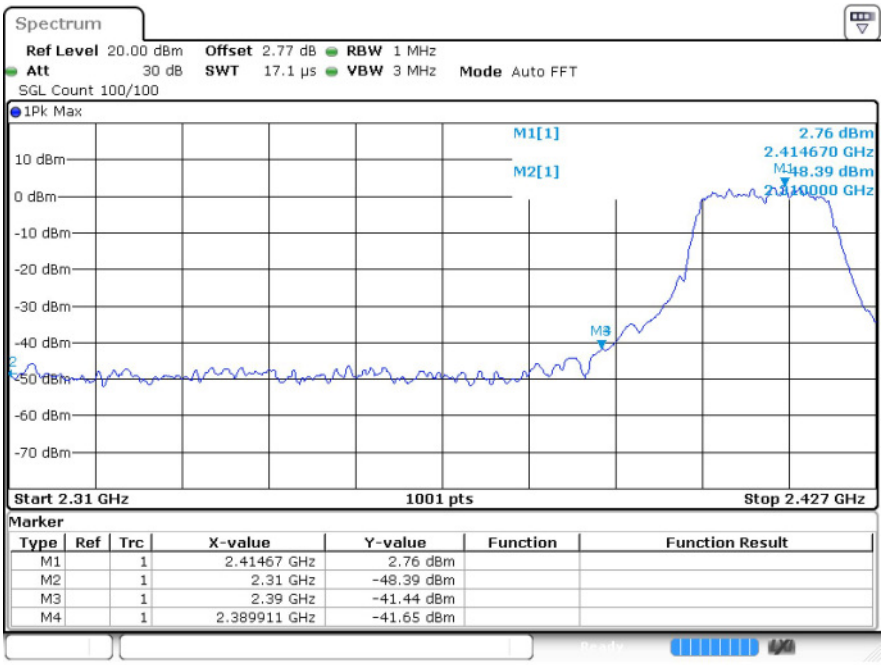

n20 2412MHz Ant1 Average

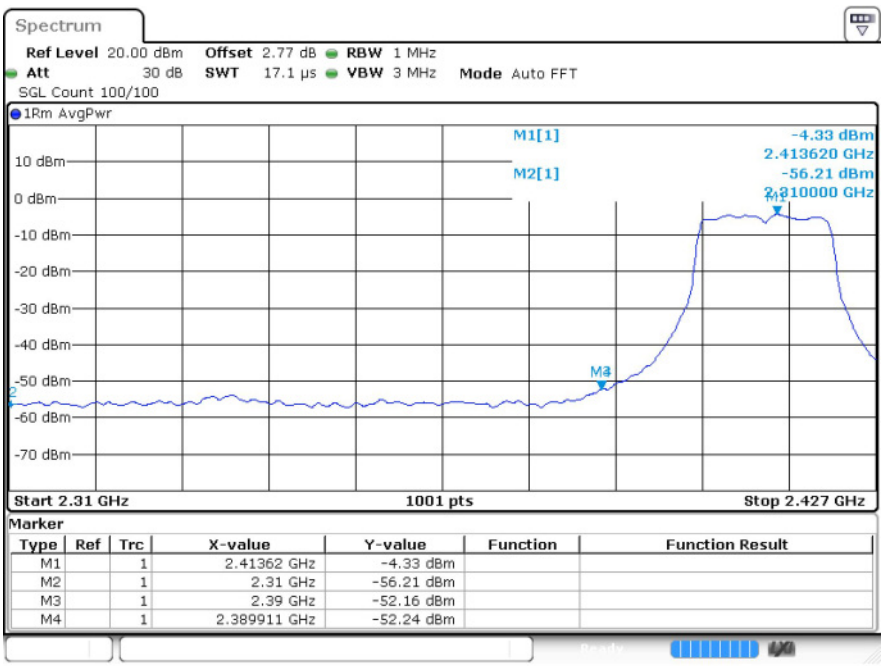

n20 2462MHz Ant1 Peak

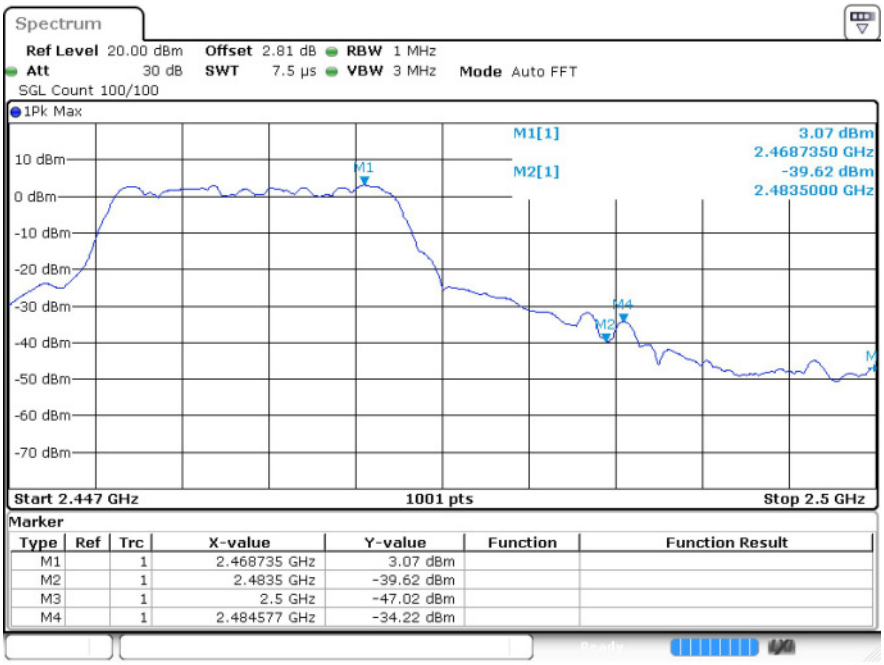

n20 2462MHz Ant1 Average

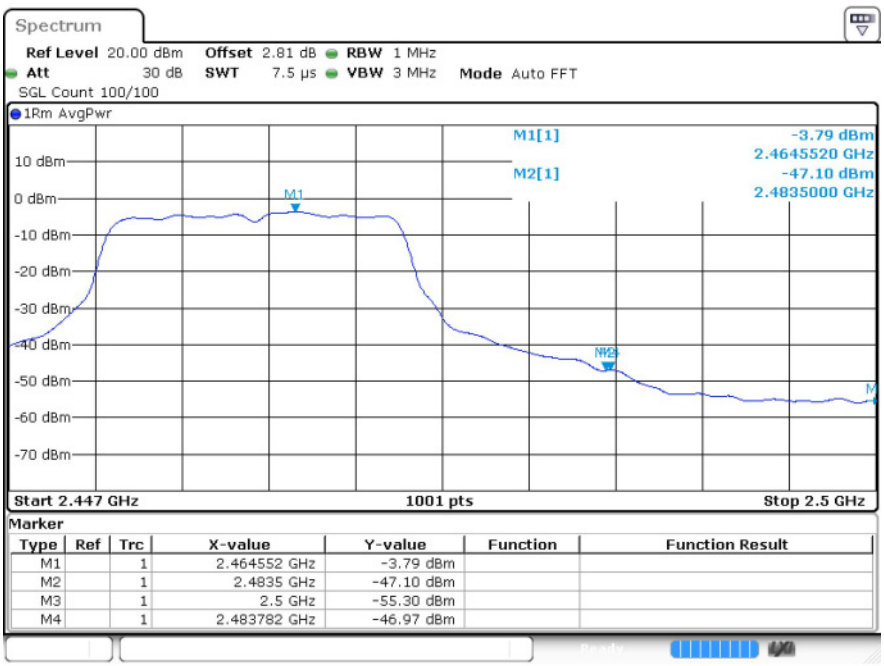

---The End---