FCC Appendix RF Test Data

FCC ID	**:**	**2BO32-K-V039**
Company:	**:**	**Shenzhen Kaiyixing Electronics Co., Ltd.**
EUT	**:**	**Vlog Monitor**
Model Number	**:**	**K-V039**
Report No.	**:**	**CTA25041600301**
Reviewed By	**:**	**Eric Wang**

Appendix A: DTS Bandwidth

Test Result

TestMode	Antenna	Frequency[MHz]	DTS BW [MHz]	FL[MHz]	FH[MHz]	Limit[MHz]	Verdict
11B	Ant1	2412	9.560	2407.480	2417.040	0.5	PASS
		2437	9.040	2432.480	2441.520	0.5	PASS
		2462	10.000	2457.000	2467.000	0.5	PASS
11G	Ant1	2412	15.960	2403.840	2419.800	0.5	PASS
		2437	15.720	2429.440	2445.160	0.5	PASS
		2462	15.760	2453.800	2469.560	0.5	PASS
11N20SISO	Ant1	2412	16.600	2403.640	2420.240	0.5	PASS
		2437	15.920	2429.440	2445.360	0.5	PASS
		2462	16.160	2453.400	2469.560	0.5	PASS
11N40SISO	Ant1	2422	35.520	2404.400	2439.920	0.5	PASS
		2437	35.120	2419.480	2454.600	0.5	PASS
		2452	30.000	2434.480	2464.480	0.5	PASS

Test Graphs

11B_Ant1_2412

11B_Ant1_2437

11B_Ant1_2462

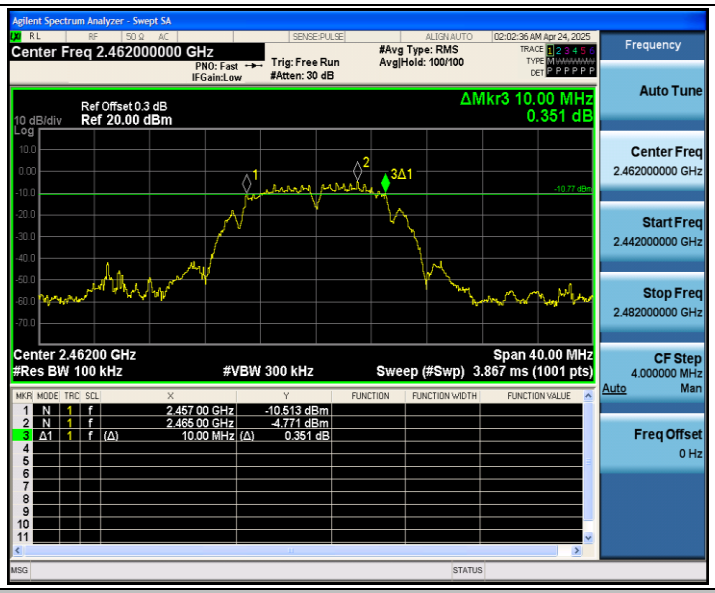

11G_Ant1_2412

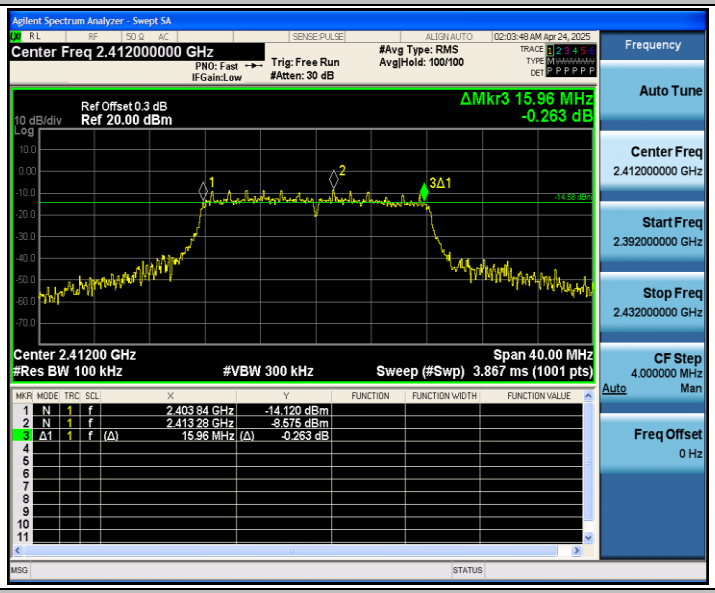

11G_Ant1_2437

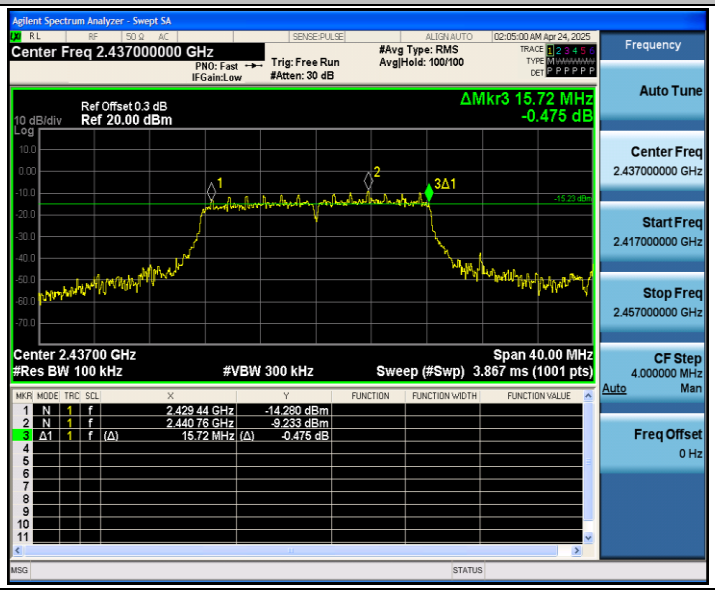

11G_Ant1_2462

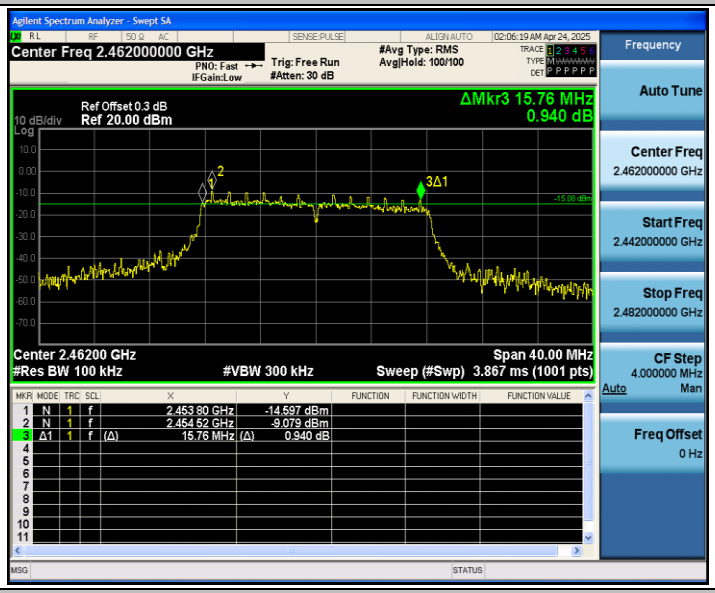

11N20SISO_Ant1_2412

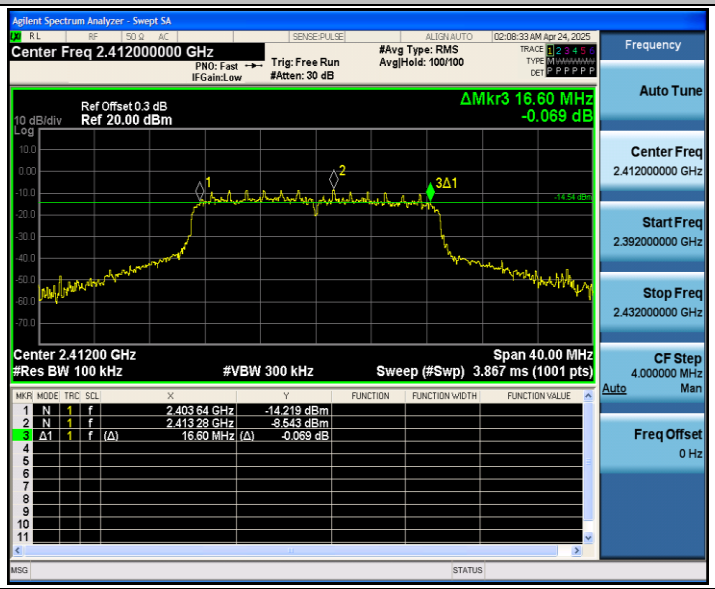

11N20SISO_Ant1_2437

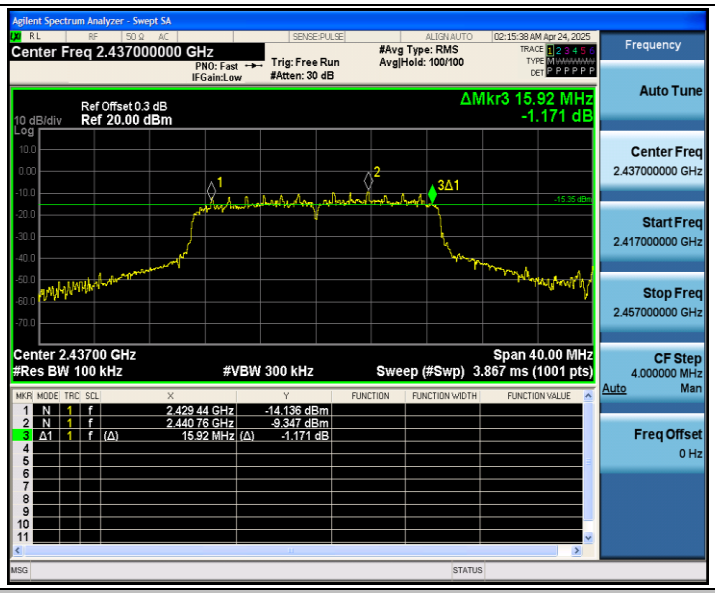

11N20SISO_Ant1_2462

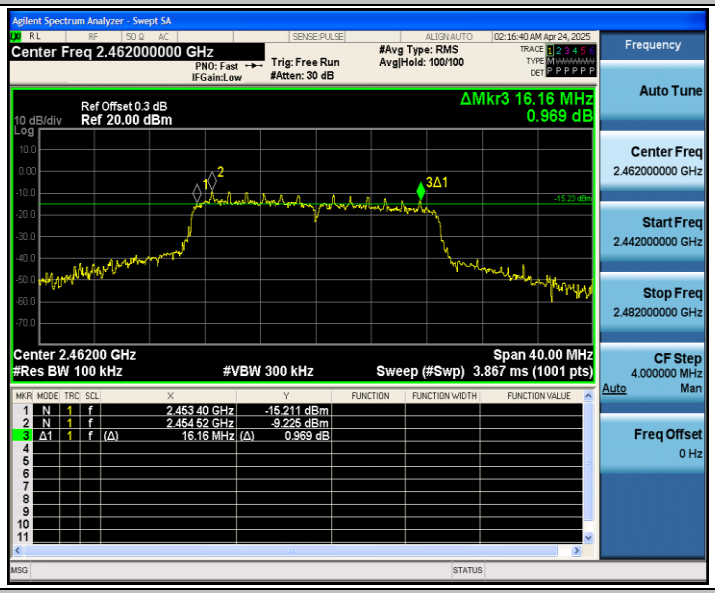

11N40SISO_Ant1_2422

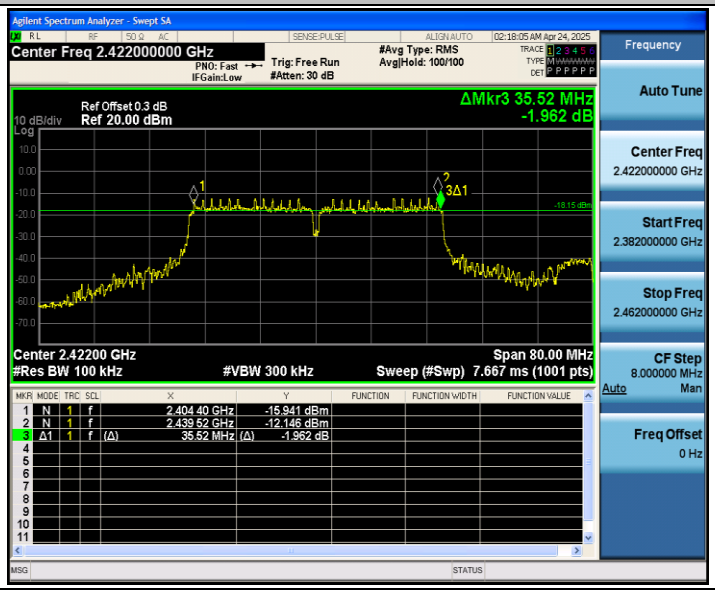

11N40SISO_Ant1_2437
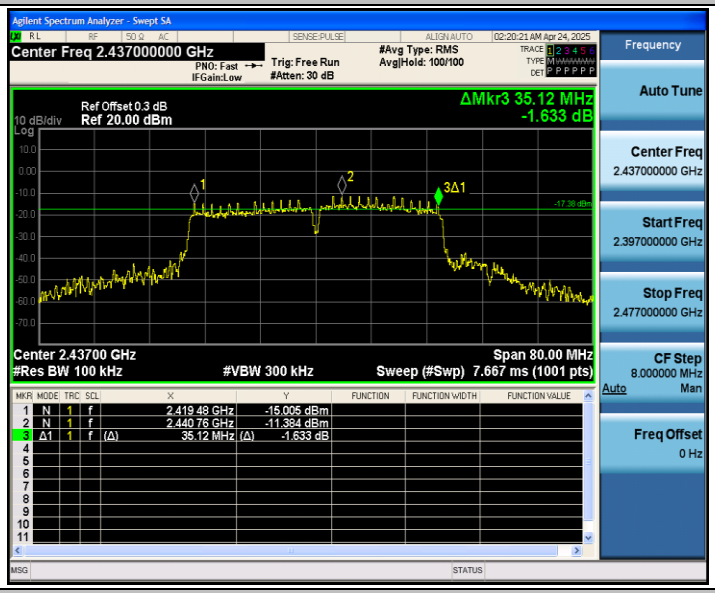

11N40SISO_Ant1_2452
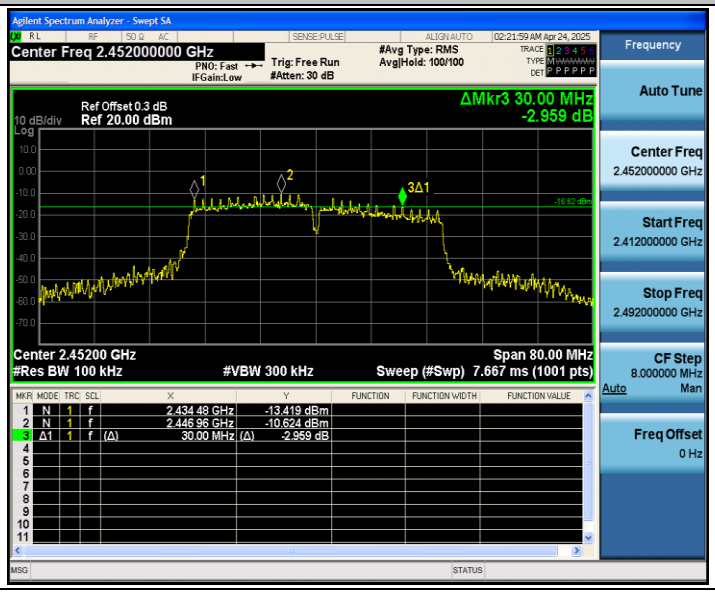

Appendix B: Occupied Channel Bandwidth

Test Result

TestMode	Antenna	Channel Frequency[MHz]	OCB [MHz]	FL[MHz]	FH[MHz]	Limit[MHz]	Verdict
11B	Ant1	2412	11.976	2406.1830	2418.1590	---	---
		2437	11.848	2431.2474	2443.0954	---	---
		2462	12.010	2456.1189	2468.1289	---	---
11G	Ant1	2412	16.611	2403.7187	2420.3297	---	---
		2437	16.572	2428.8188	2445.3908	---	---
		2462	16.793	2453.4733	2470.2663	---	---
11N20SISO	Ant1	2412	17.550	2403.2307	2420.7807	---	---
		2437	17.644	2428.2819	2445.9259	---	---
		2462	17.729	2453.0220	2470.7510	---	---
11N40SISO	Ant1	2422	36.438	2403.9314	2440.3694	---	---
		2437	35.994	2419.1239	2455.1179	---	---
		2452	35.869	2433.9351	2469.8041	---	---

Test Graphs

11B_Ant1_2412

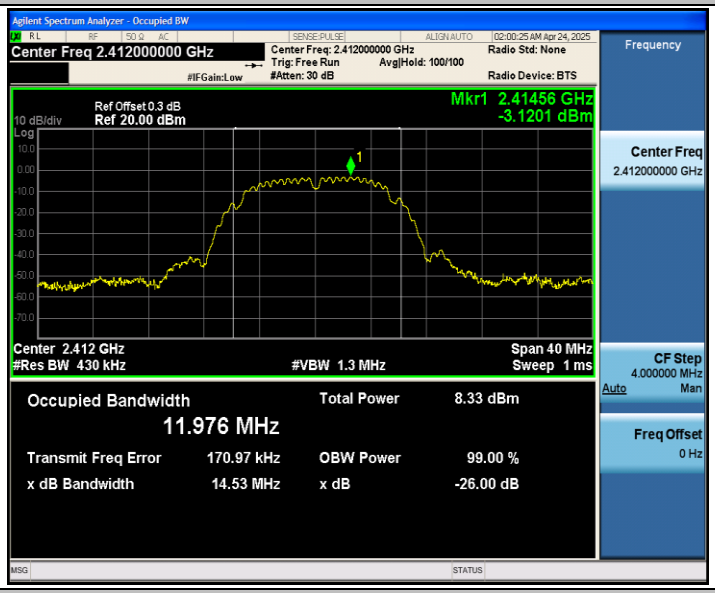

11B_Ant1_2437

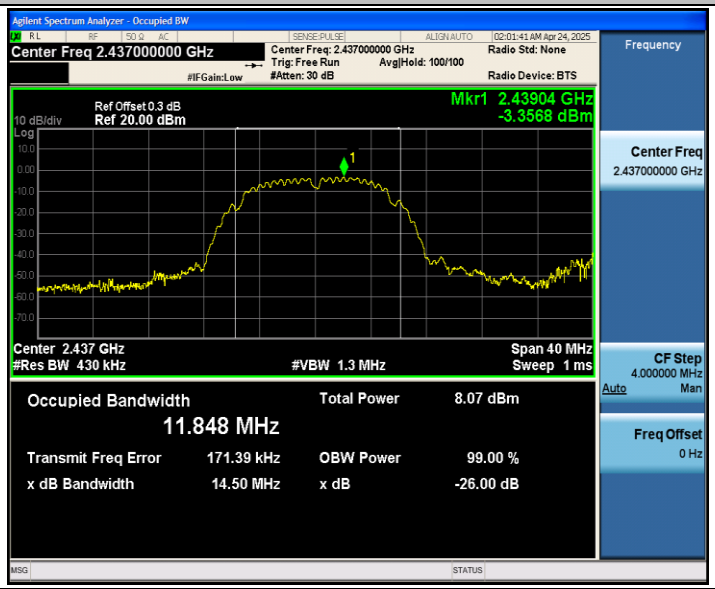

11B_Ant1_2462

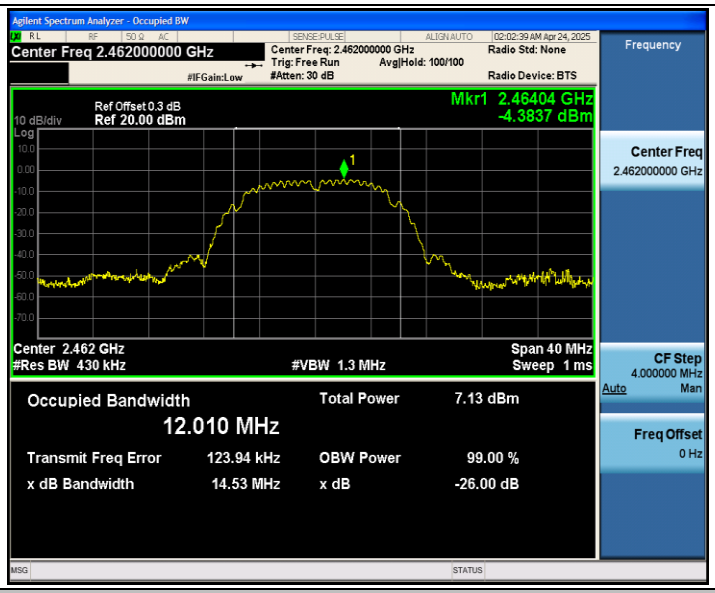

11G_Ant1_2412

11G_Ant1_2437

11G_Ant1_2462

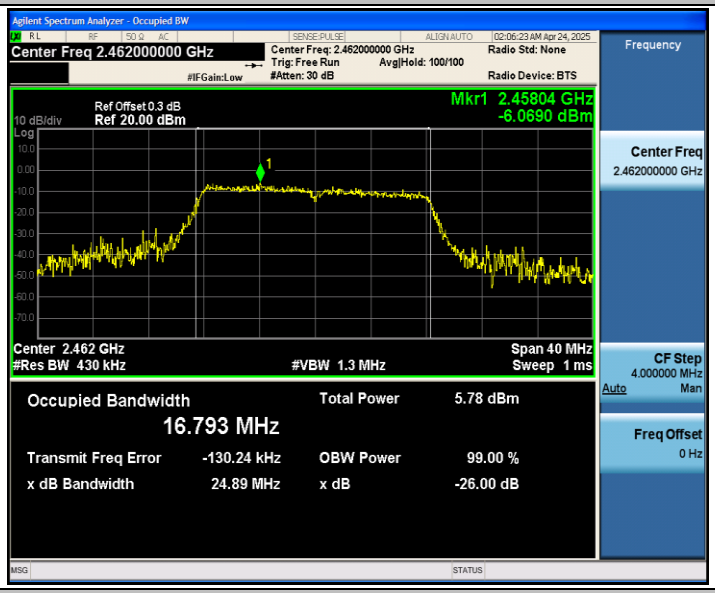

11N20SISO_Ant1_2412

11N20SISO_Ant1_2437

11N20SISO_Ant1_2462

11N40SISO_Ant1_2422

11N40SISO_Ant1_2437

11N40SISO_Ant1_2452

Appendix C: Maximum conducted output power

Test Result Peak

Test Mode	Antenna	Frequency[MHz]	Peak power [dBm]	Limit [dBm]	Verdict
11B	Ant1	2412	8.21	≤30.00	PASS
		2437	7.87	≤30.00	PASS
		2462	7.10	≤30.00	PASS
11G	Ant1	2412	7.95	≤30.00	PASS
		2437	6.92	≤30.00	PASS
		2462	6.51	≤30.00	PASS
11N20SISO	Ant1	2412	7.95	≤30.00	PASS
		2437	6.64	≤30.00	PASS
		2462	6.22	≤30.00	PASS
11N40SISO	Ant1	2422	7.40	≤30.00	PASS
		2437	7.08	≤30.00	PASS
		2452	6.98	≤30.00	PASS

Appendix D: Maximum power spectral density

Test Result

TestMode	Antenna	Frequency[MHz]	Result[dBm/3-100kHz]	Limit[dBm/3kHz]	Verdict
11B	Ant1	2412	-17.51	≤8.00	PASS
		2437	-18.00	≤8.00	PASS
		2462	-18.72	≤8.00	PASS
11G	Ant1	2412	-23.91	≤8.00	PASS
		2437	-24.98	≤8.00	PASS
		2462	-25.50	≤8.00	PASS
11N20SISO	Ant1	2412	-24.45	≤8.00	PASS
		2437	-25.08	≤8.00	PASS
		2462	-26.11	≤8.00	PASS
11N40SISO	Ant1	2422	-27.69	≤8.00	PASS
		2437	-27.74	≤8.00	PASS
		2452	-26.85	≤8.00	PASS

Test Graphs

11B_Ant1_2412
11B_Ant1_2437
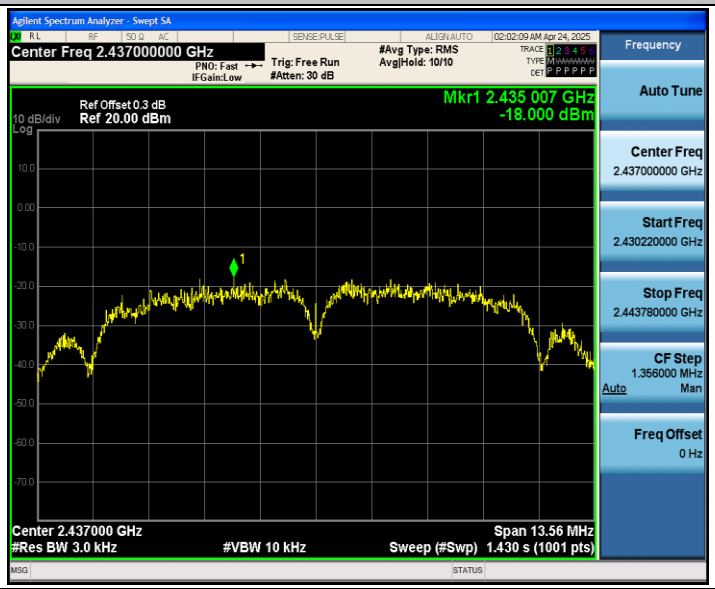
11B_Ant1_2462

11G_Ant1_2412

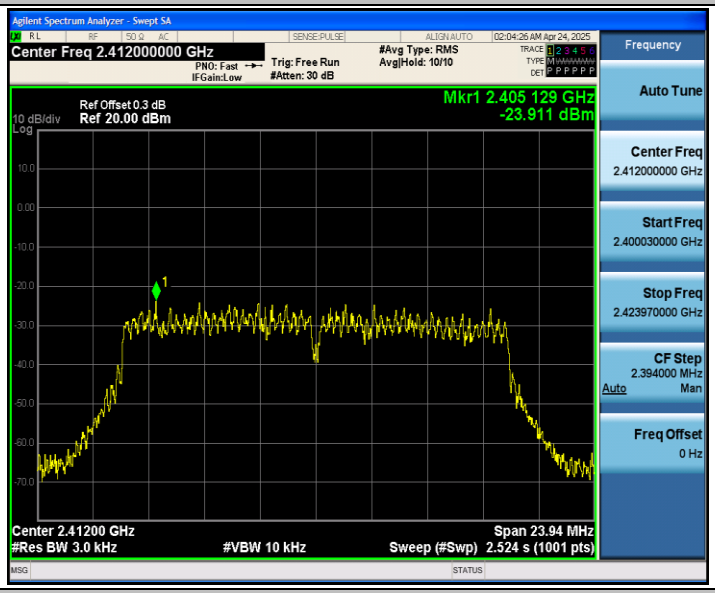

11G_Ant1_2437

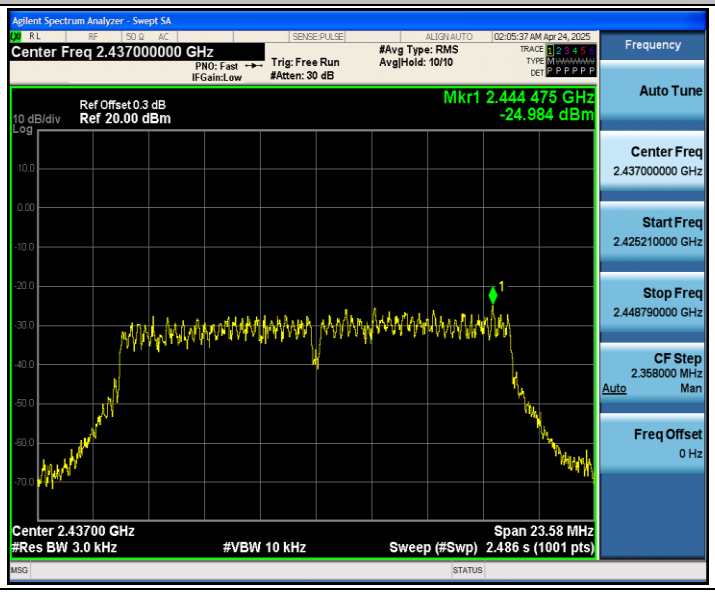

11G_Ant1_2462

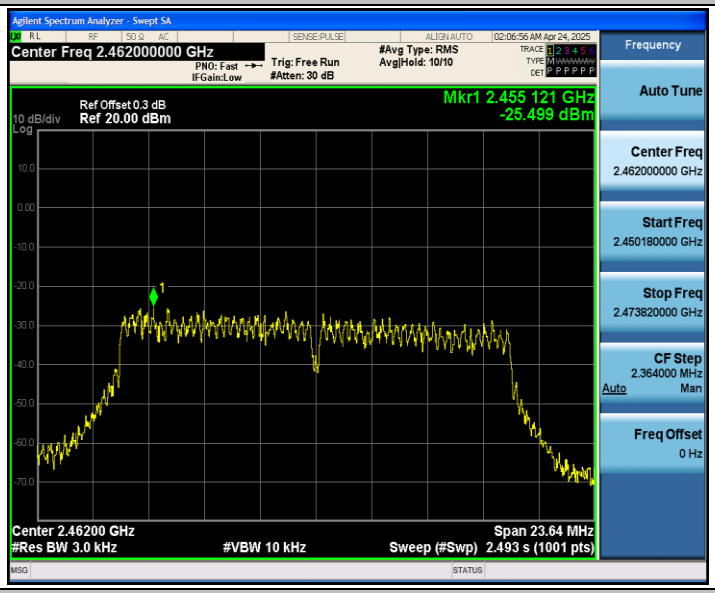

11N20SISO_Ant1_2412

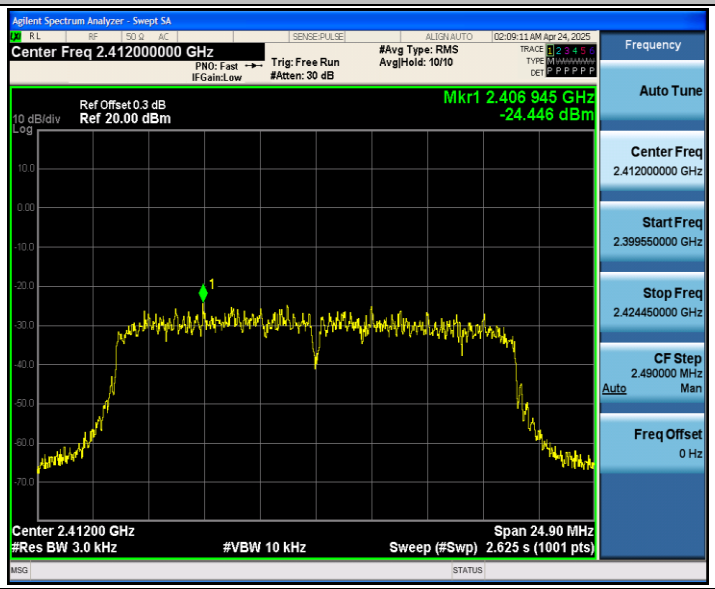

11N20SISO_Ant1_2437

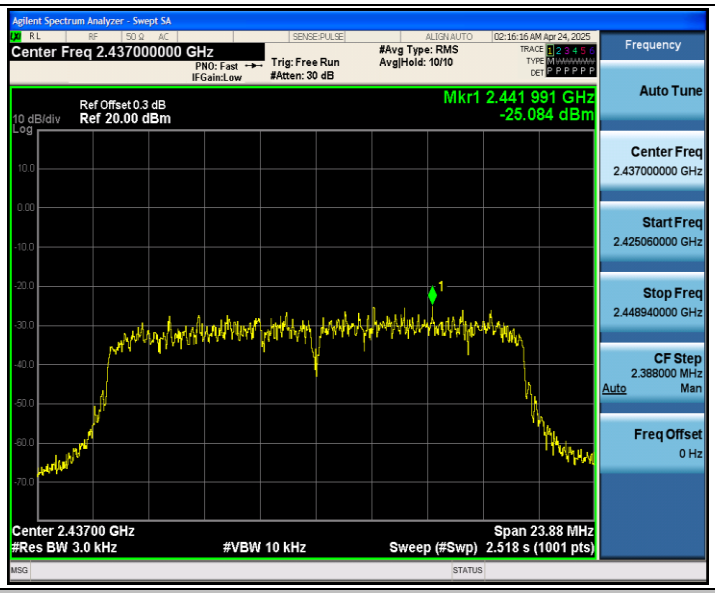

11N20SISO_Ant1_2462

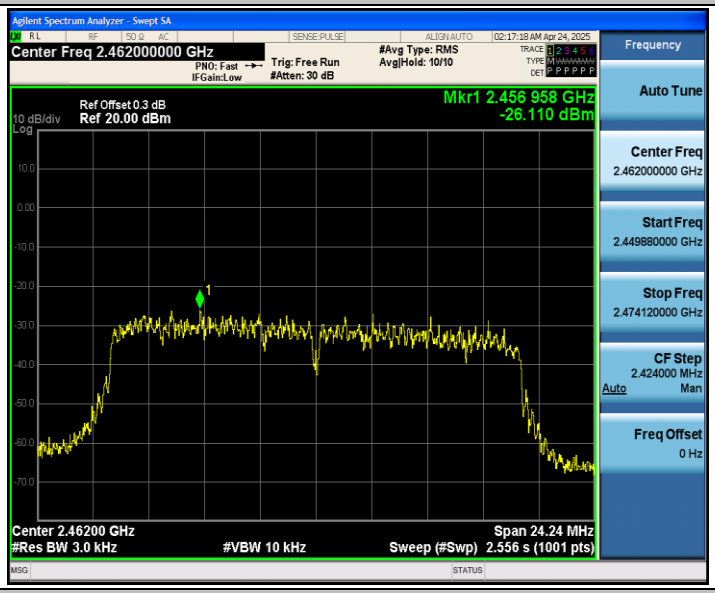

11N40SISO_Ant1_2422

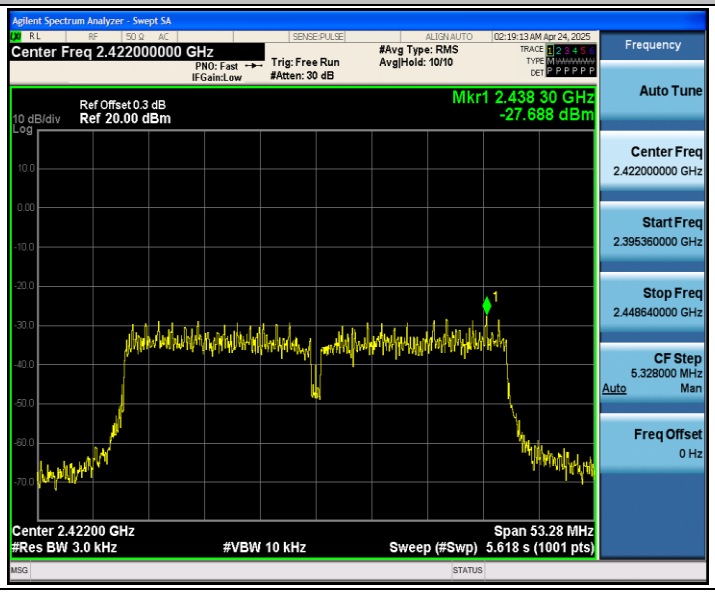

11N40SISO_Ant1_2437
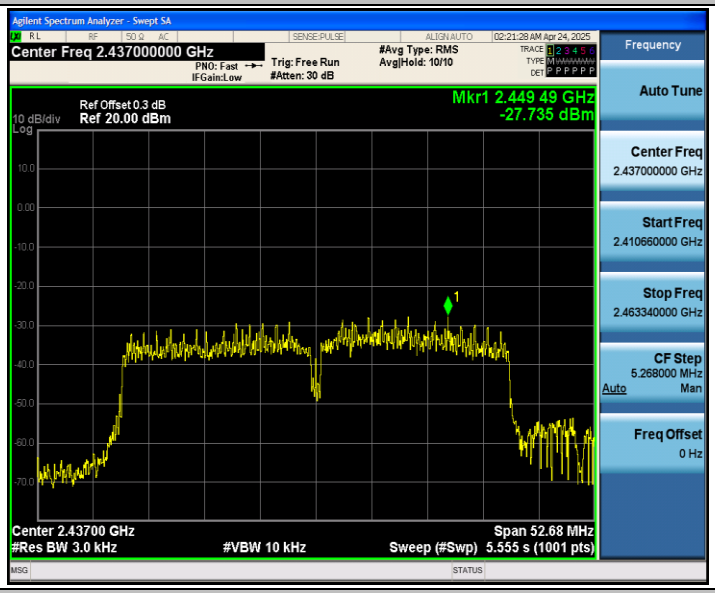

11N40SISO_Ant1_2452
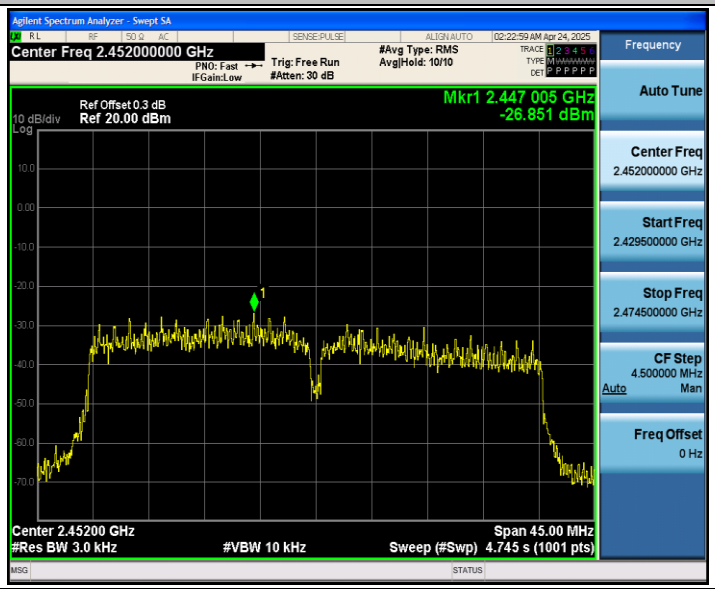

Appendix E: Band edge measurements

Test Result

TestMode	Antenna	ChName	Frequency[MHz]	RefLevel[dBm]	Result[dBm]	Limit[dBm]	Verdict
11B	Ant1	Low	2412	-3.59	-54.53	≤-23.59	PASS
		High	2462	-5.43	-55.81	≤-25.43	PASS
11G	Ant1	Low	2412	-8.51	-43.33	≤-28.51	PASS
		High	2462	-9.07	-56.38	≤-29.07	PASS
11N20SISO	Ant1	Low	2412	-8.49	-42.66	≤-28.49	PASS
		High	2462	-9.23	-53.54	≤-29.23	PASS
11N40SISO	Ant1	Low	2422	-12.12	-42.8	≤-32.12	PASS
		High	2452	-10.58	-48.27	≤-30.58	PASS

Test Graphs

11B_Ant1_Low_2412

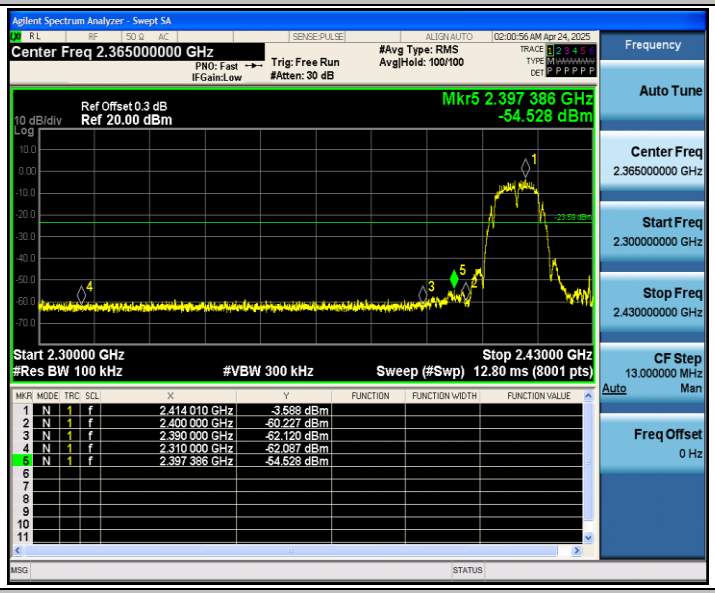

11B_Ant1_High_2462

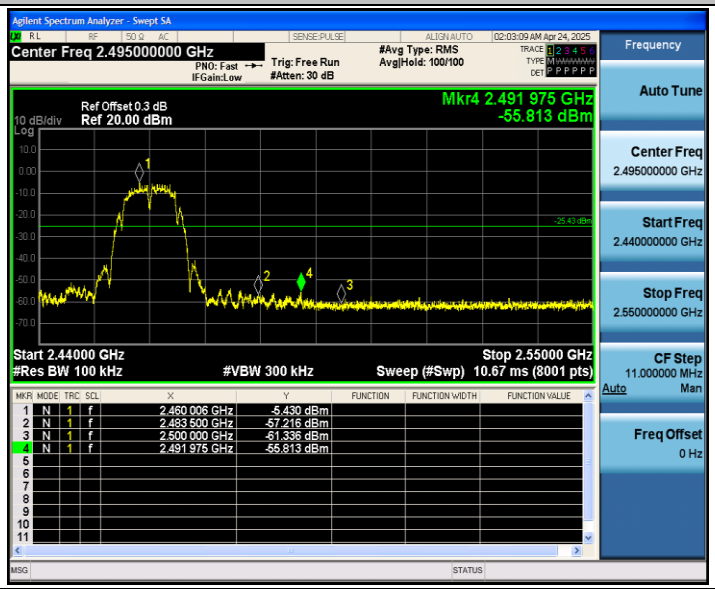

11G_Ant1_Low_2412

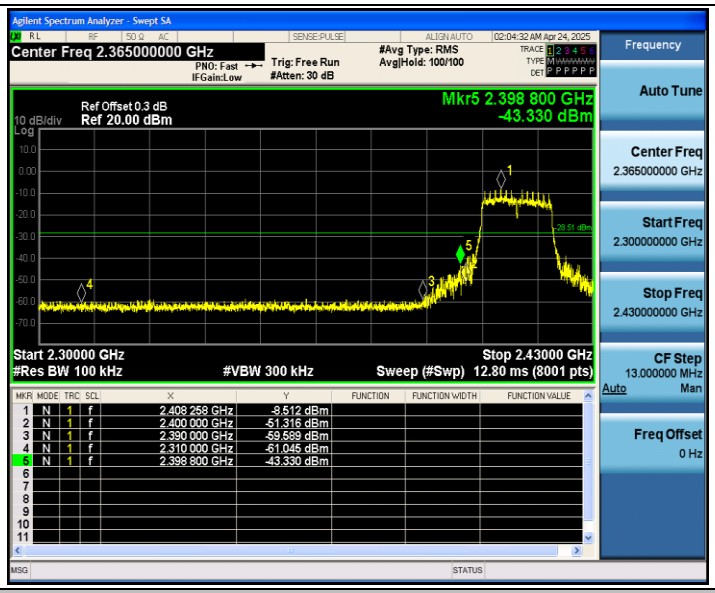

11G_Ant1_High_2462

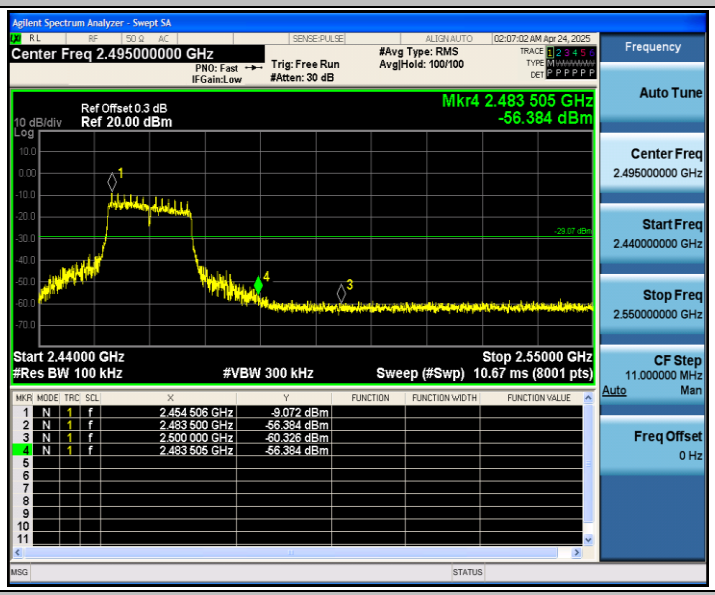

11N20SISO_Ant1_Low_2412

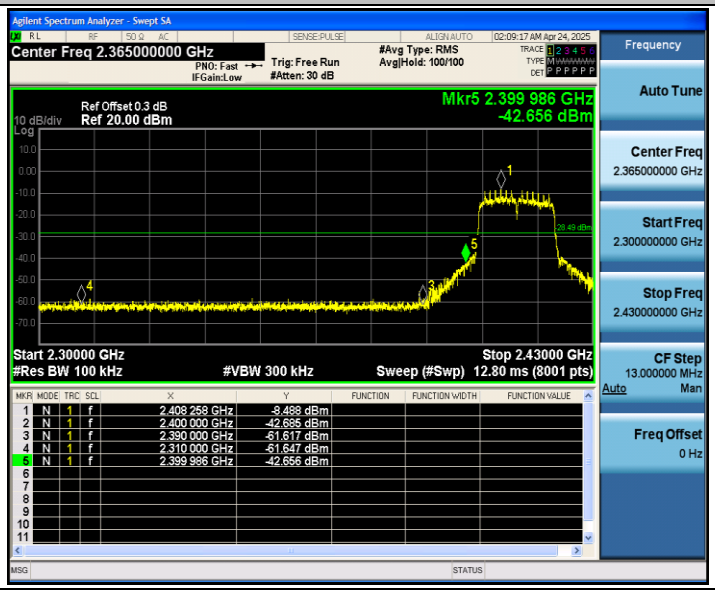

11N20SISO_Ant1_High_2462

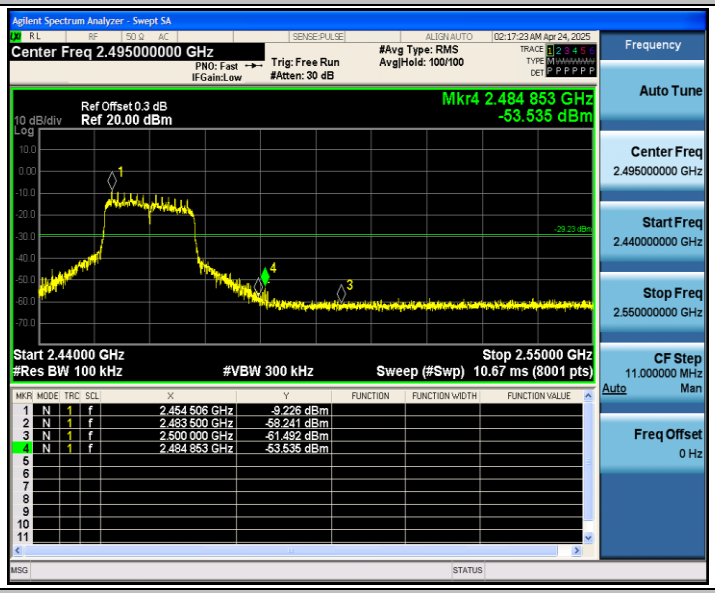

11N40SISO_Ant1_Low_2422

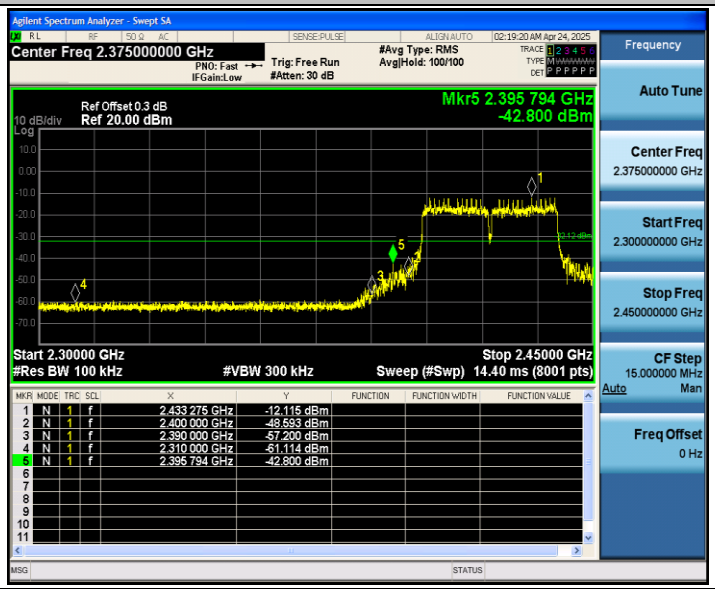

11N40SISO_Ant1_High_2452

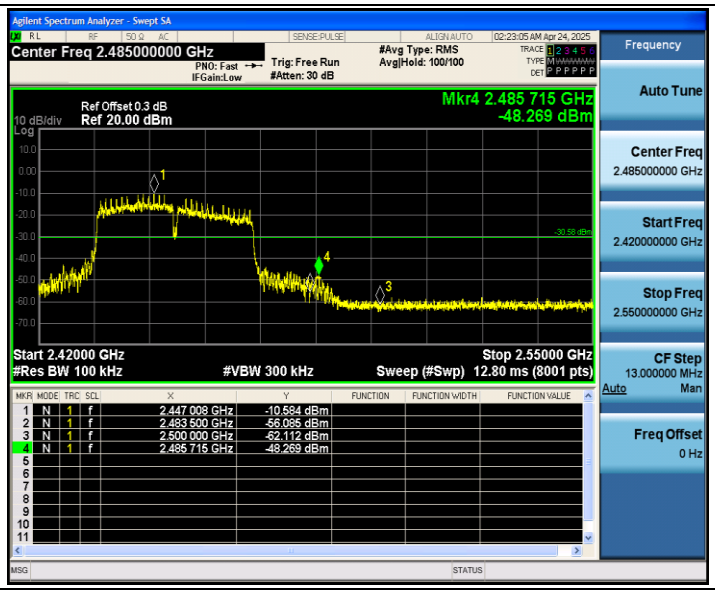
Agilent Spectrum Analyzer - Swept SA
Center Freq 2.485000000 GHz
PNO: Fast
IFGain:Low
Trig: Free Run
#Atten: 30 dB
#Avg Type: RMS
Avg|Hold: 100/100
02:23:05 AM Apr 24, 2025
Ref Offset 0.3 dB
10 dB/div
Ref 20.00 dBm
Log
Mkr4 2.485 715 GHz
-48.269 dBm
-30.56 dBm
Start 2.42000 GHz
#Res BW 100 kHz
#VBW 300 kHz
Stop 2.55000 GHz
Sweep (#Swp) 12.80 ms (8001 pts)
1 N 1 f 2.447 008 GHz -10.584 dBm
2 N 1 f 2.483 500 GHz -56.085 dBm
3 N 1 f 2.500 000 GHz -62.112 dBm
4 N 1 f 2.485 715 GHz -48.269 dBm
Frequency
Auto Tune
Center Freq
2.485000000 GHz
Start Freq
2.420000000 GHz
Stop Freq
2.550000000 GHz
CF Step
13.000000 MHz
Auto
Man
Freq Offset
0 Hz

Appendix F: Conducted Spurious Emission

Test Result

TestMode	Antenna	Frequency[MHz]	FreqRange [Mhz]	RefLevel [dBm]	Result [dBm]	Limit [dBm]	Verdict
11B	Ant1	2412	Reference	-2.42	-2.42	---	PASS
			30~1000	-2.42	-68.18	≤-22.42	PASS
			1000~26500	-2.42	-47.86	≤-22.42	PASS
		2437	Reference	-2.65	-2.65	---	PASS
			30~1000	-2.65	-67.21	≤-22.65	PASS
			1000~26500	-2.65	-46.66	≤-22.65	PASS
		2462	Reference	-4.53	-4.53	---	PASS
			30~1000	-4.53	-68.09	≤-24.53	PASS
			1000~26500	-4.53	-41.66	≤-24.53	PASS
11G	Ant1	2412	Reference	-6.74	-6.74	---	PASS
			30~1000	-6.74	-67.26	≤-26.74	PASS
			1000~26500	-6.74	-53.21	≤-26.74	PASS
		2437	Reference	-8.65	-8.65	---	PASS
			30~1000	-8.65	-67.56	≤-28.65	PASS
			1000~26500	-8.65	-51.27	≤-28.65	PASS
		2462	Reference	-7.16	-7.16	---	PASS
			30~1000	-7.16	-67.99	≤-27.16	PASS
			1000~26500	-7.16	-54.51	≤-27.16	PASS
11N20SISO	Ant1	2412	Reference	-7.42	-7.42	---	PASS
			30~1000	-7.42	-68.28	≤-27.42	PASS
			1000~26500	-7.42	-51.48	≤-27.42	PASS
		2437	Reference	-7.13	-7.13	---	PASS
			30~1000	-7.13	-68.12	≤-27.13	PASS
			1000~26500	-7.13	-55.44	≤-27.13	PASS
		2462	Reference	-7.60	-7.60	---	PASS
			30~1000	-7.60	-68.16	≤-27.6	PASS
			1000~26500	-7.60	-53.77	≤-27.6	PASS
11N40SISO	Ant1	2422	Reference	-10.49	-10.49	---	PASS
			30~1000	-10.49	-68.43	≤-30.49	PASS
			1000~26500	-10.49	-51.12	≤-30.49	PASS
		2437	Reference	-10.18	-10.18	---	PASS
			30~1000	-10.18	-68.04	≤-30.18	PASS
			1000~26500	-10.18	-47.13	≤-30.18	PASS
		2452	Reference	-8.55	-8.55	---	PASS
			30~1000	-8.55	-67.34	≤-28.55	PASS
			1000~26500	-8.55	-46.44	≤-28.55	PASS

Test Graphs

11B_Ant1_2412_0~Reference
11B_Ant1_2412_30~1000
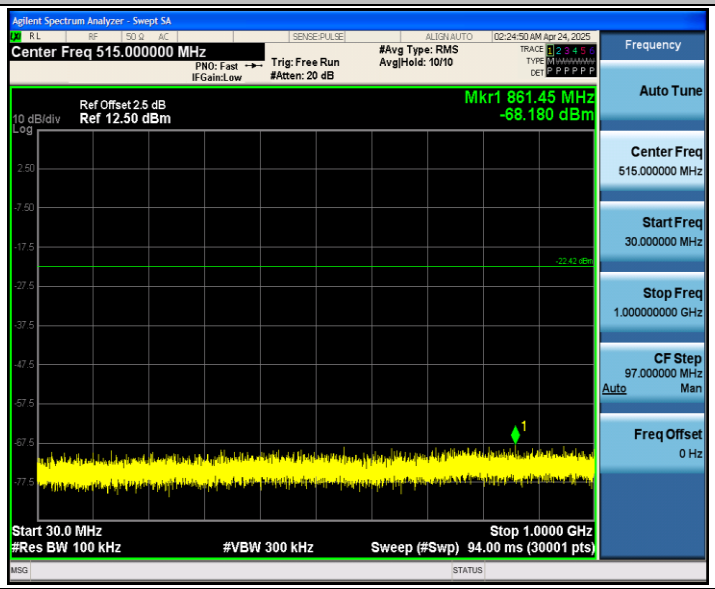
11B_Ant1_2412_1000~26500

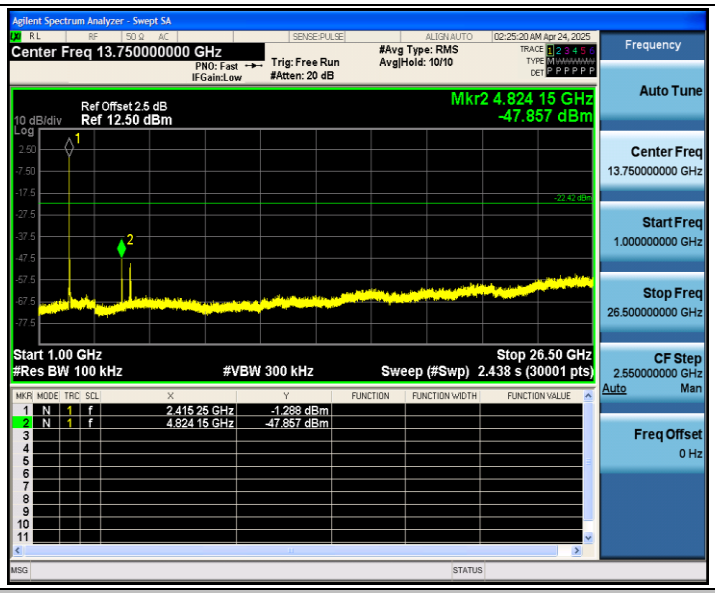

11B_Ant1_2437_0~Reference

11B_Ant1_2437_30~1000

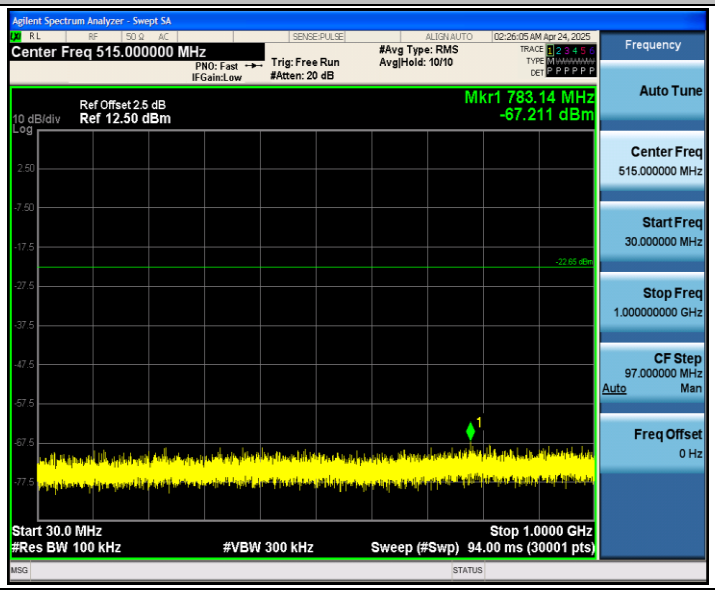

11B_Ant1_2437_1000~26500

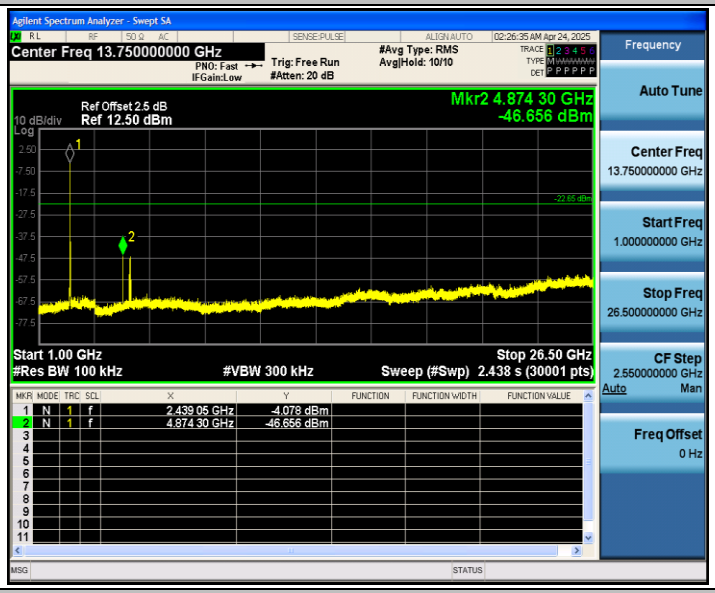

11B_Ant1_2462_0~Reference

11B_Ant1_2462_30~1000

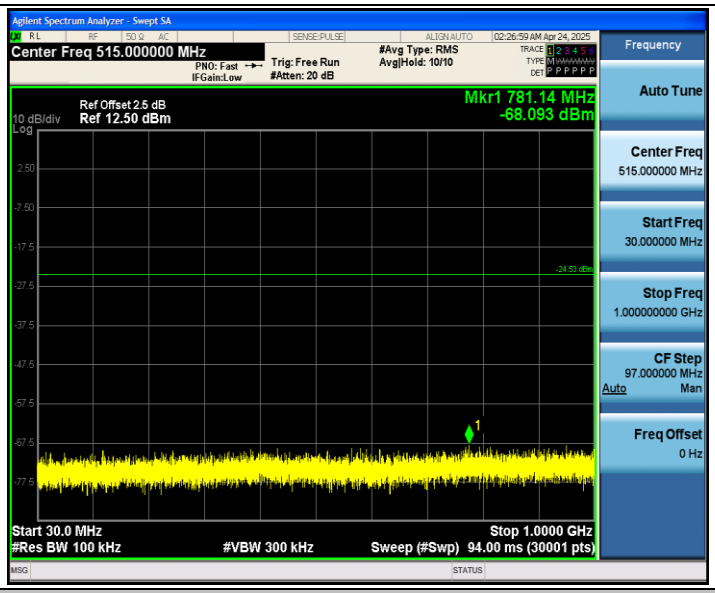

11B_Ant1_2462_1000~26500

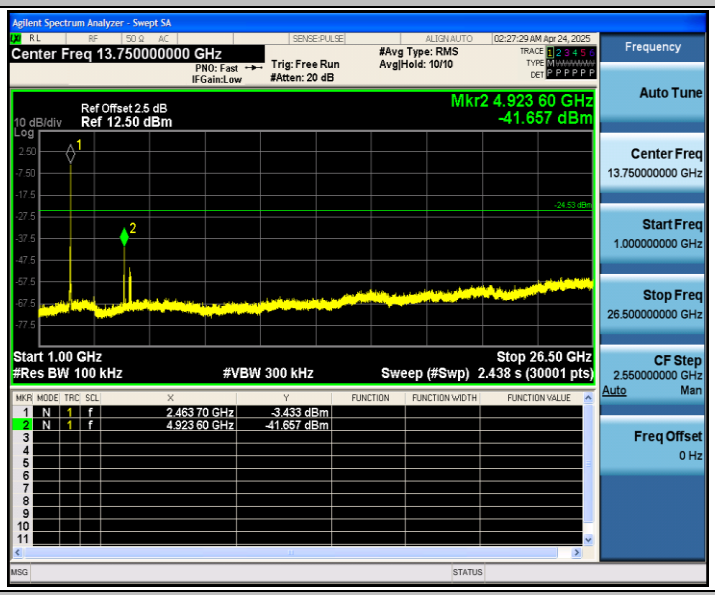
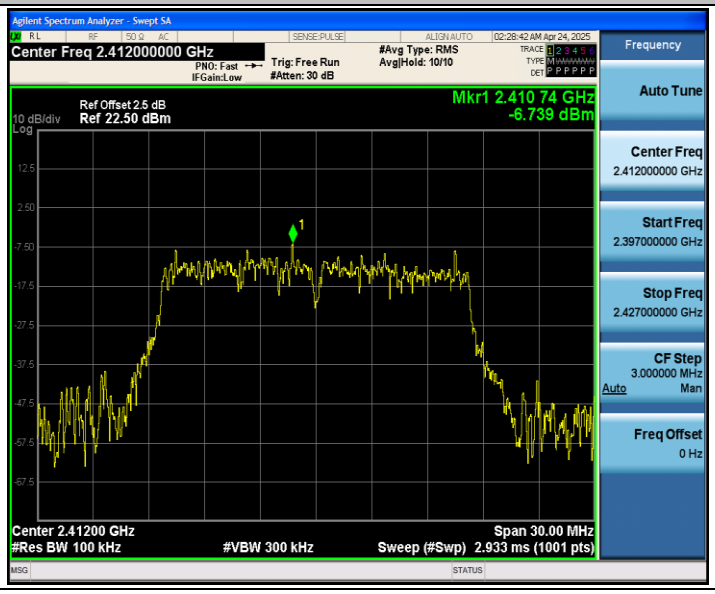
11G_Ant1_2412_0~Reference