Mode	30	
	Band Edge - L	
	2400-2483.5_802.11ax HE20_CH6_2437MHz	
ANT	1 + 2	
Pol.	Horizontal	Fundamental
Peak	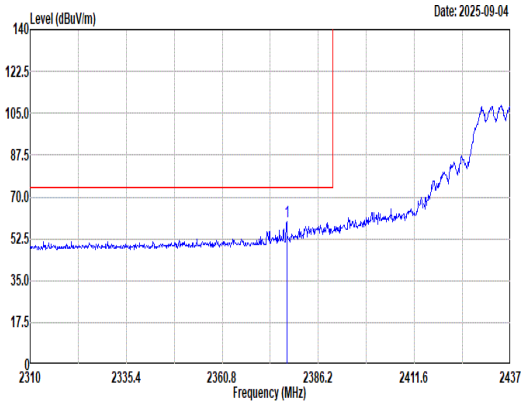 Site : 03CH23-HY Condition: PEAK_BE_74 3m DRH18-E_LE2C05A18EN_250702 HORIZONTAL : RBW:1000.000kHz VBW:3000.000kHz SWT:Auto Freq Level Limit Line Margin Read Level Ant Factor Cable Loss Preamp Factor Aux Factor APos TPos Remark MHz dBuV/m dBuV/m dB dBuV dB/m dB dB dB cm deg 1 2377.82 59.59 74.00 -14.41 47.26 26.82 7.19 31.96 10.28 400 132 Peak	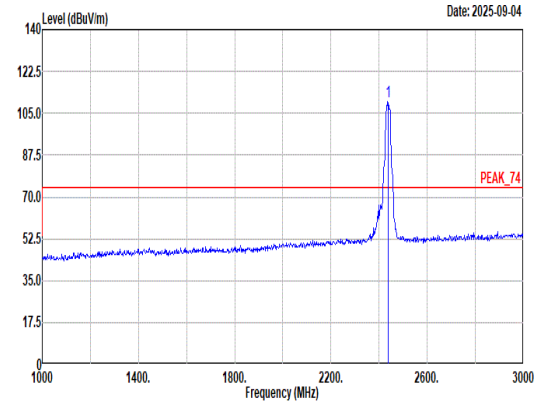 Site : 03CH23-HY Condition: PEAK_74 3m DRH18-E_LE2C05A18EN_250702 HORIZONTAL : RBW:1000.000kHz VBW:3000.000kHz SWT:Auto Freq Level Limit Line Margin Read Level Ant Factor Cable Loss Preamp Factor Aux Factor APos TPos Remark MHz dBuV/m dBuV/m dB dBuV dB/m dB dB dB cm deg 1 2437.00 109.68 ------ ------ 97.39 26.74 7.27 32.00 10.28 400 132 Peak
Avg	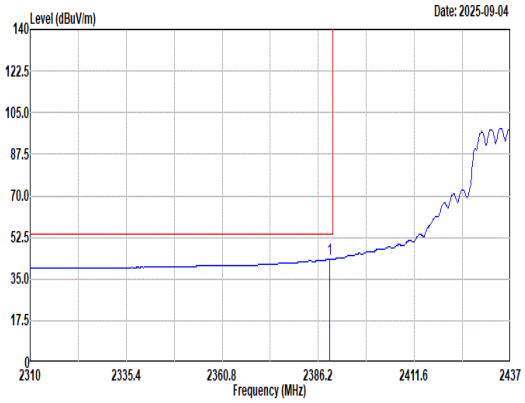 Site : 03CH23-HY Condition: AVG_BE_54 3m DRH18-E_LE2C05A18EN_250702 HORIZONTAL : RBW:1000.000kHz VBW:1.000kHz SWT:Auto Freq Level Limit Line Margin Read Level Ant Factor Cable Loss Preamp Factor Aux Factor APos TPos Remark MHz dBuV/m dBuV/m dB dBuV dB/m dB dB dB cm deg 1 2389.12 43.46 54.00 -10.54 31.13 26.80 7.21 31.96 10.28 400 132 Average	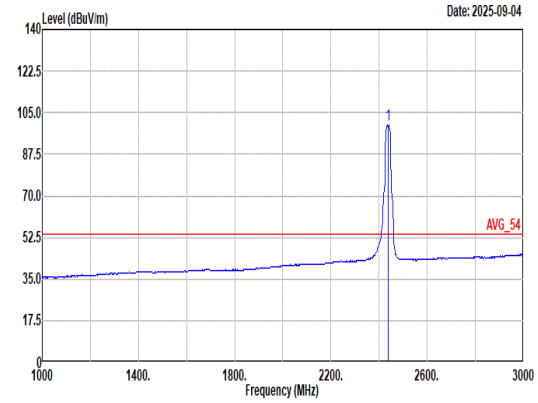 Site : 03CH23-HY Condition: AVG_54 3m DRH18-E_LE2C05A18EN_250702 HORIZONTAL : RBW:1000.000kHz VBW:1.000kHz SWT:Auto Freq Level Limit Line Margin Read Level Ant Factor Cable Loss Preamp Factor Aux Factor APos TPos Remark MHz dBuV/m dBuV/m dB dBuV dB/m dB dB dB cm deg 1 2437.00 100.03 ------ ------ 87.74 26.74 7.27 32.00 10.28 400 132 Average

Mode	30	
	Band Edge - R	
	2400-2483.5_802.11ax HE20_CH6_2437MHz	
ANT	1 + 2	
Pol.	Horizontal	Fundamental
Peak	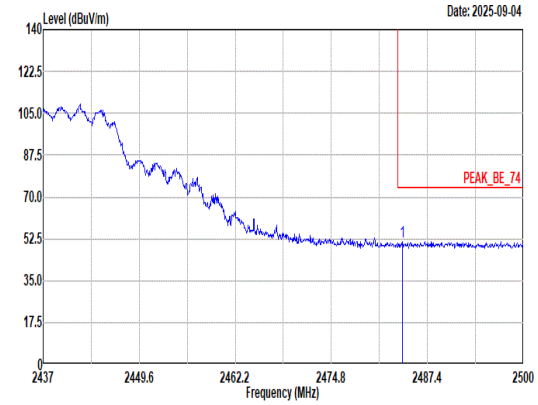 Site : 03CH23-HY Condition: PEAK_BE_74 3m DRH18-E_LE2C05A18EN_250702 HORIZONTAL : RBW:1000.000kHz VBW:3000.000kHz SWT:Auto Freq Level Limit Line Margin Read Level Ant Factor Cable Loss Preamp Factor Aux Factor APos TPos Remark MHz dBuV/m dBuV/m dB dBuV dB/m dB dB dB cm deg 1 2484.12 51.21 74.00 -22.79 38.77 26.84 7.34 32.03 10.29 400 132 Peak	Blank
Avg	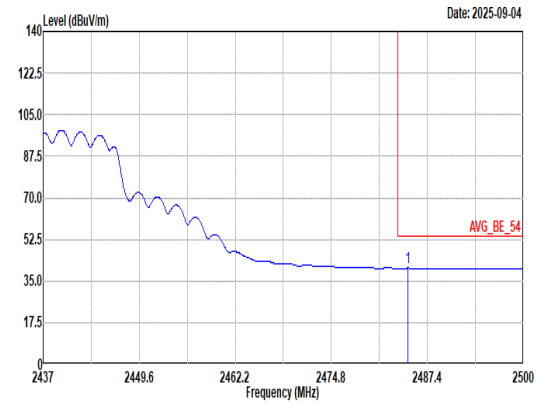 Site : 03CH23-HY Condition: AVG_BE_54 3m DRH18-E_LE2C05A18EN_250702 HORIZONTAL : RBW:1000.000kHz VBW:1.000kHz SWT:Auto Freq Level Limit Line Margin Read Level Ant Factor Cable Loss Preamp Factor Aux Factor APos TPos Remark MHz dBuV/m dBuV/m dB dBuV dB/m dB dB dB cm deg 1 2484.82 40.44 54.00 -13.56 27.99 26.85 7.34 32.03 10.29 400 132 Average	Blank

Mode	30	
	Band Edge - L	
	2400-2483.5_802.11ax HE20_CH6_2437MHz	
ANT	1 + 2	
Pol.	Vertical	Fundamental
Peak	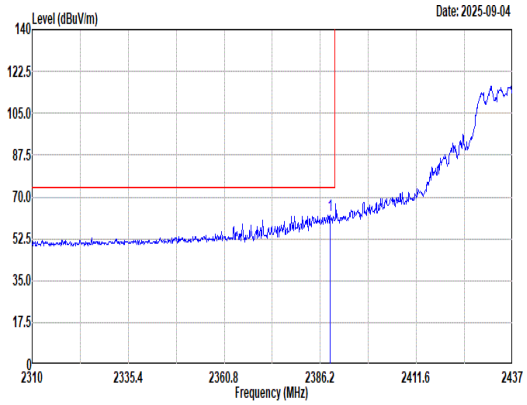 Site : 03CH23-HY Condition: PEAK_BE_74 3m DRH18-E_LE2C05A18EN_250702 VERTICAL : RBW:1000.000kHz VBW:3000.000kHz SWT:Auto Freq Level Limit Line Margin Read Level Ant Factor Cable Loss Preamp Factor Aux Factor APos TPos Remark MHz dBuV/m dBuV/m dB dBuV dB/m dB dB dB cm deg 1 2388.74 62.29 74.00 -11.71 49.96 26.80 7.21 31.96 10.28 284 166 Peak	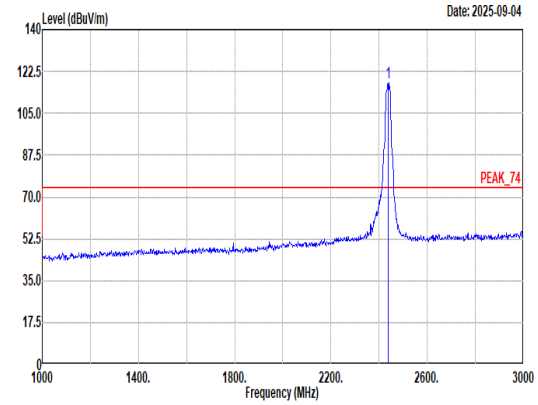 Site : 03CH23-HY Condition: PEAK_74 3m DRH18-E_LE2C05A18EN_250702 VERTICAL : RBW:1000.000kHz VBW:3000.000kHz SWT:Auto Freq Level Limit Line Margin Read Level Ant Factor Cable Loss Preamp Factor Aux Factor APos TPos Remark MHz dBuV/m dBuV/m dB dBuV dB/m dB dB dB cm deg 1 2437.00 117.76 ------ ------ 105.40 26.80 7.28 32.00 10.28 284 166 Peak
Avg	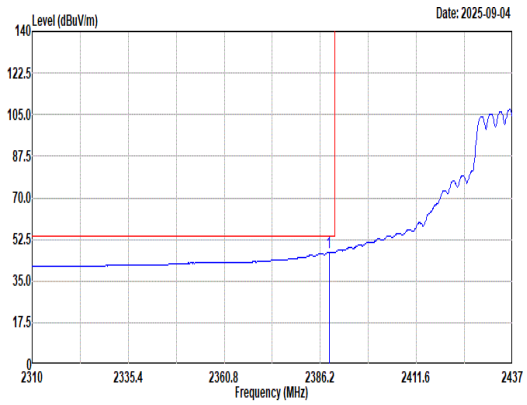 Site : 03CH23-HY Condition: AVG_BE_54 3m DRH18-E_LE2C05A18EN_250702 VERTICAL : RBW:1000.000kHz VBW:1.000kHz SWT:Auto Freq Level Limit Line Margin Read Level Ant Factor Cable Loss Preamp Factor Aux Factor APos TPos Remark MHz dBuV/m dBuV/m dB dBuV dB/m dB dB dB cm deg 1 2388.49 47.26 54.00 -6.74 34.93 26.80 7.21 31.96 10.28 284 166 Average	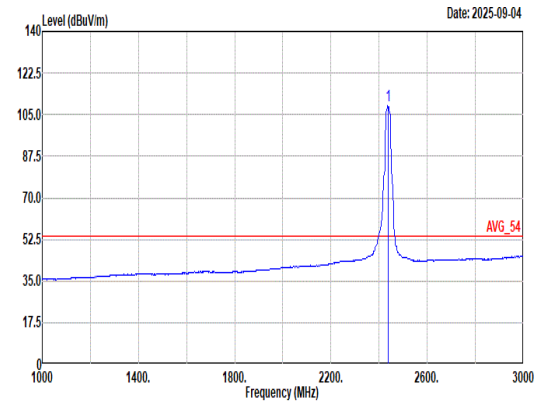 Site : 03CH23-HY Condition: AVG_54 3m DRH18-E_LE2C05A18EN_250702 VERTICAL : RBW:1000.000kHz VBW:1.000kHz SWT:Auto Freq Level Limit Line Margin Read Level Ant Factor Cable Loss Preamp Factor Aux Factor APos TPos Remark MHz dBuV/m dBuV/m dB dBuV dB/m dB dB dB cm deg 1 2437.00 108.57 ------ ------ 96.25 26.76 7.28 32.00 10.28 284 166 Average

Mode	30	
	Band Edge - R	
	2400-2483.5_802.11ax HE20_CH6_2437MHz	
ANT	1 + 2	
Pol.	Vertical	Fundamental
Peak	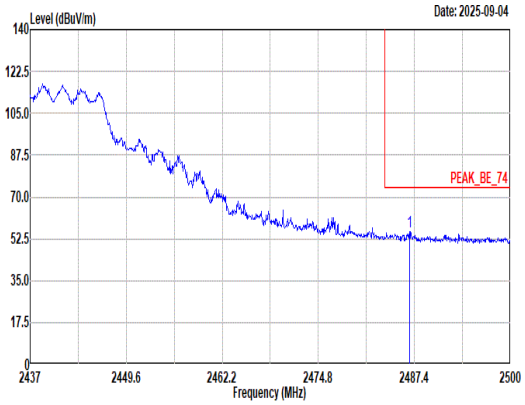 Site : 03CH23-HY Condition: PEAK_BE_74 3m DRH18-E_LE2C05A18EN_250702 VERTICAL : RBW:1000.000kHz VBW:3000.000kHz SWT:Auto Limit Read Ant Cable Preamp Aux APos TPos Freq Level Line Margin Level Factor Loss Factor Factor Remark MHz dBuV/m dBuV/m dB dBuV dB/m dB dB dB cm deg 1 2486.77 55.70 74.00 -18.30 43.23 26.87 7.34 32.03 10.29 284 166 Peak	Blank
Avg	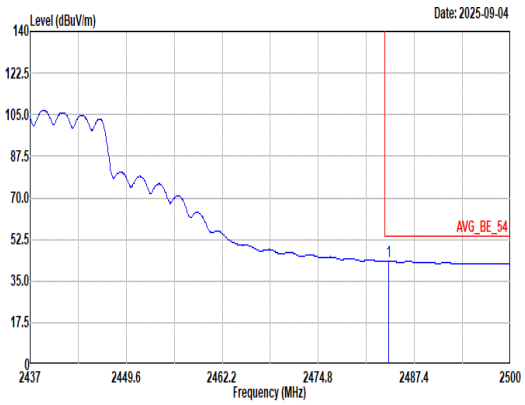 Site : 03CH23-HY Condition: AVG_BE_54 3m DRH18-E_LE2C05A18EN_250702 VERTICAL : RBW:1000.000kHz VBW:1.000kHz SWT:Auto Limit Read Ant Cable Preamp Aux APos TPos Freq Level Line Margin Level Factor Loss Factor Factor Remark MHz dBuV/m dBuV/m dB dBuV dB/m dB dB dB cm deg 1 2484.00 43.50 54.00 -10.50 31.06 26.84 7.34 32.03 10.29 284 166 Average	Blank

Mode	30	
	Harmonic	
	2400-2483.5_802.11ax HE20_CH6_2437MHz	
ANT	1 + 2	
Pol.	Horizontal	Vertical
Peak Avg	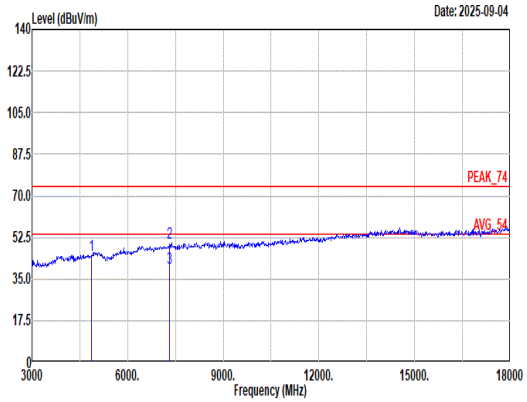 Site : 03CH23-HY Condition: PEAK_74 3m DRH18-E_LE2C05A18EN_250702 HORIZONTAL Freq Level Limit Line Margin Read Level Ant Factor Cable Loss Preamp Factor Aux Factor APos TPos Remark MHz dBuV/m dBuV/m dB dBuV dB/m dB dB dB cm deg 1 4874.00 44.71 74.00 -29.29 33.33 32.60 10.24 33.17 1.71 -- -- Peak 2 7311.00 50.16 74.00 -23.84 34.48 37.24 12.49 35.98 1.93 -- -- Peak 3 7311.00 39.60 54.00 -14.40 23.92 37.24 12.49 35.98 1.93 -- -- Average	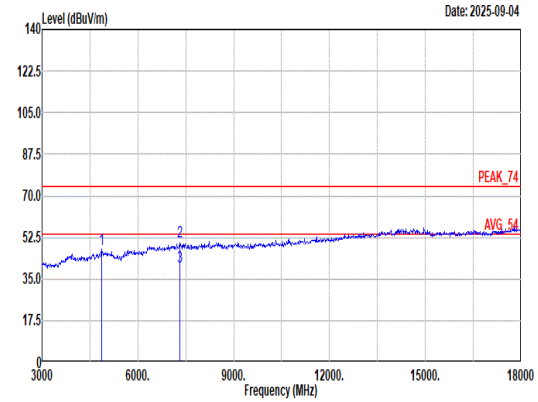 Site : 03CH23-HY Condition: PEAK_74 3m DRH18-E_LE2C05A18EN_250702 VERTICAL Freq Level Limit Line Margin Read Level Ant Factor Cable Loss Preamp Factor Aux Factor APos TPos Remark MHz dBuV/m dBuV/m dB dBuV dB/m dB dB dB cm deg 1 4874.00 47.39 74.00 -26.61 36.01 32.60 10.24 33.17 1.71 -- -- Peak 2 7311.00 50.74 74.00 -23.26 35.06 37.24 12.49 35.98 1.93 -- -- Peak 3 7311.00 40.18 54.00 -13.82 24.50 37.24 12.49 35.98 1.93 -- -- Average

Mode	30	
	Harmonic	
	2400-2483.5_802.11ax HE20_CH6_2437MHz	
ANT	1 + 2	
Pol.	Horizontal	Vertical
10.6G ~18G Avg	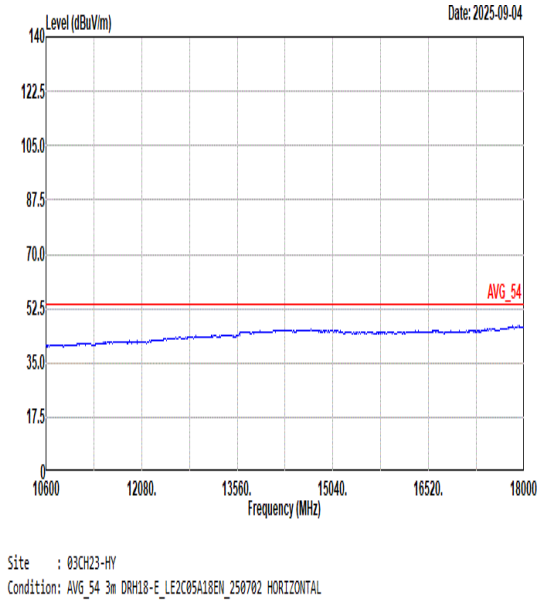	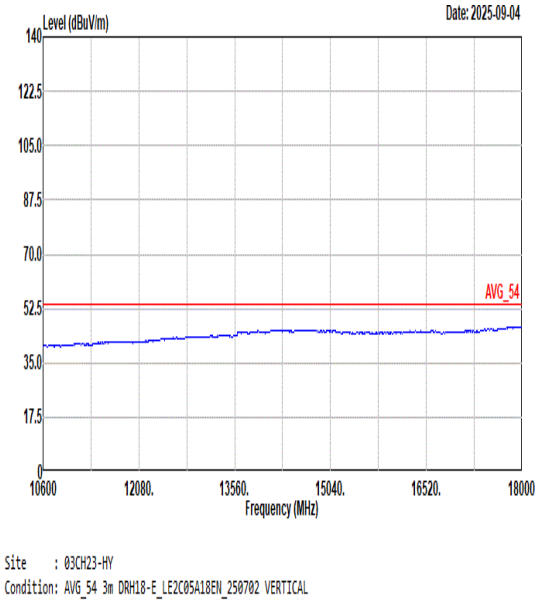

Mode	31	
	Band Edge	
	2400-2483.5_802.11ax HE20_CH11_2462MHz	
ANT	1 + 2	
Pol.	Horizontal	Fundamental
Peak	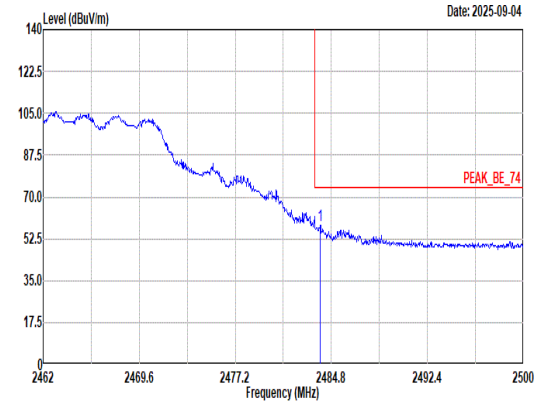 Site : 03CH23-HY Condition: PEAK_BE_74 3m DRH18-E_LE2C05A18EN_250702 HORIZONTAL : RBW:1000.000kHz VBW:3000.000kHz SWT:Auto Freq Level Limit Line Margin Read Level Ant Factor Cable Loss Preamp Factor Aux Factor APos TPos Remark MHz dBuV/m dBuV/m dB dBuV dB/m dB dB dB cm deg 1 2483.93 58.15 74.00 -15.85 45.71 26.84 7.34 32.03 10.29 394 312 Peak	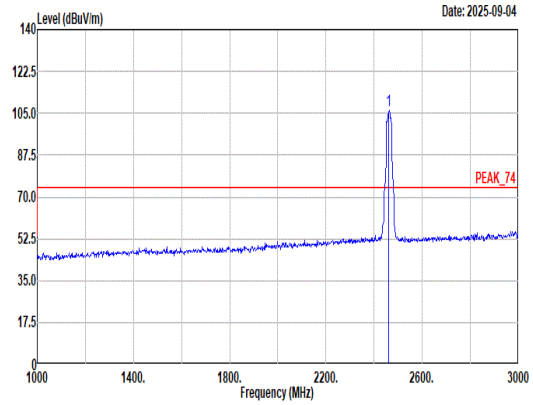 Site : 03CH23-HY Condition: PEAK_74 3m DRH18-E_LE2C05A18EN_250702 HORIZONTAL : RBW:1000.000kHz VBW:3000.000kHz SWT:Auto Freq Level Limit Line Margin Read Level Ant Factor Cable Loss Preamp Factor Aux Factor APos TPos Remark MHz dBuV/m dBuV/m dB dBuV dB/m dB dB dB cm deg 1 2462.00 106.10 ------ ------ 93.72 26.80 7.31 32.02 10.29 394 312 Peak
Avg	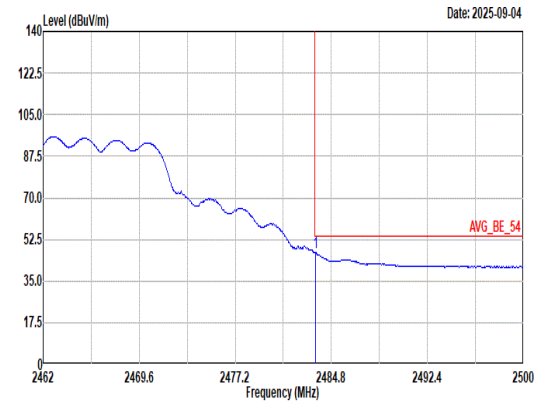 Site : 03CH23-HY Condition: AVG_BE_54 3m DRH18-E_LE2C05A18EN_250702 HORIZONTAL : RBW:1000.000kHz VBW:1.000kHz SWT:Auto Freq Level Limit Line Margin Read Level Ant Factor Cable Loss Preamp Factor Aux Factor APos TPos Remark MHz dBuV/m dBuV/m dB dBuV dB/m dB dB dB cm deg 1 2483.55 47.22 54.00 -6.78 34.78 26.84 7.34 32.03 10.29 394 312 Average	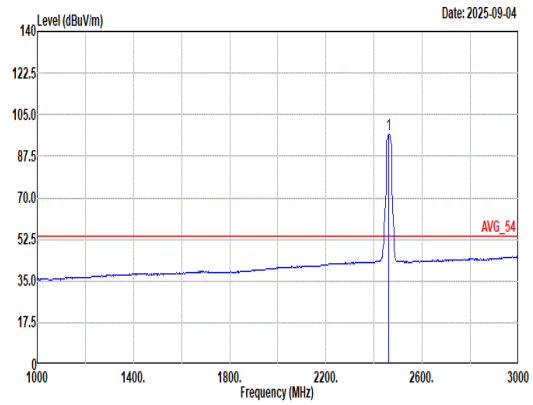 Site : 03CH23-HY Condition: AVG_54 3m DRH18-E_LE2C05A18EN_250702 HORIZONTAL : RBW:1000.000kHz VBW:1.000kHz SWT:Auto Freq Level Limit Line Margin Read Level Ant Factor Cable Loss Preamp Factor Aux Factor APos TPos Remark MHz dBuV/m dBuV/m dB dBuV dB/m dB dB dB cm deg 1 2462.00 96.78 ------ ------ 84.39 26.80 7.31 32.01 10.29 394 312 Average

Mode	31	
	Band Edge	
	2400-2483.5_802.11ax HE20_CH11_2462MHz	
ANT	1 + 2	
Pol.	Vertical	Fundamental
Peak	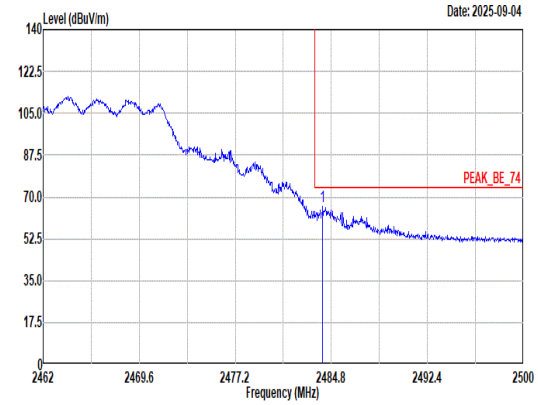 Site : 03CH23-HY Condition: PEAK_BE_74 3m DRH18-E_LE2C05A18EN_250702 VERTICAL : RBW:1000.000kHz VBW:3000.000kHz SWT:Auto Freq Level Limit Line Margin Read Level Ant Factor Cable Loss Preamp Factor Aux Factor APos TPos Remark MHz dBuV/m dBuV/m dB dBuV dB/m dB dB dB cm deg 1 2484.12 66.09 74.00 -7.91 53.65 26.84 7.34 32.03 10.29 296 170 Peak	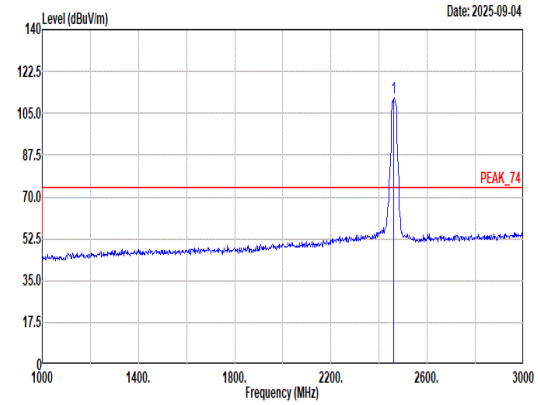 Site : 03CH23-HY Condition: PEAK_74 3m DRH18-E_LE2C05A18EN_250702 VERTICAL : RBW:1000.000kHz VBW:3000.000kHz SWT:Auto Freq Level Limit Line Margin Read Level Ant Factor Cable Loss Preamp Factor Aux Factor APos TPos Remark MHz dBuV/m dBuV/m dB dBuV dB/m dB dB dB cm deg 1 2462.00 111.50 ------ ------ 99.12 26.80 7.31 32.02 10.29 296 170 Peak
Avg	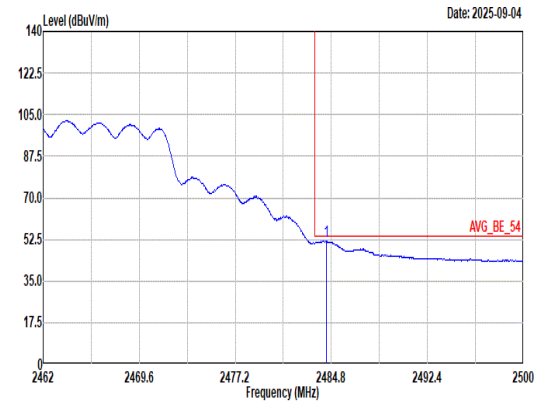 Site : 03CH23-HY Condition: AVG_BE_54 3m DRH18-E_LE2C05A18EN_250702 VERTICAL : RBW:1000.000kHz VBW:1.000kHz SWT:Auto Freq Level Limit Line Margin Read Level Ant Factor Cable Loss Preamp Factor Aux Factor APos TPos Remark MHz dBuV/m dBuV/m dB dBuV dB/m dB dB dB cm deg 1 2484.42 51.75 54.00 -2.25 39.31 26.84 7.34 32.03 10.29 296 170 Average	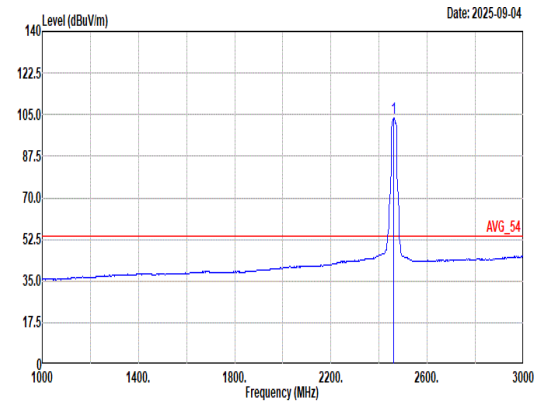 Site : 03CH23-HY Condition: AVG_54 3m DRH18-E_LE2C05A18EN_250702 VERTICAL : RBW:1000.000kHz VBW:1.000kHz SWT:Auto Freq Level Limit Line Margin Read Level Ant Factor Cable Loss Preamp Factor Aux Factor APos TPos Remark MHz dBuV/m dBuV/m dB dBuV dB/m dB dB dB cm deg 1 2462.00 103.38 ------ ------ 90.99 26.80 7.31 32.01 10.29 296 170 Average

Mode	31	
	Harmonic	
	2400-2483.5_802.11ax HE20_CH11_2462MHz	
ANT	1 + 2	
Pol.	Horizontal	Vertical
Peak Avg	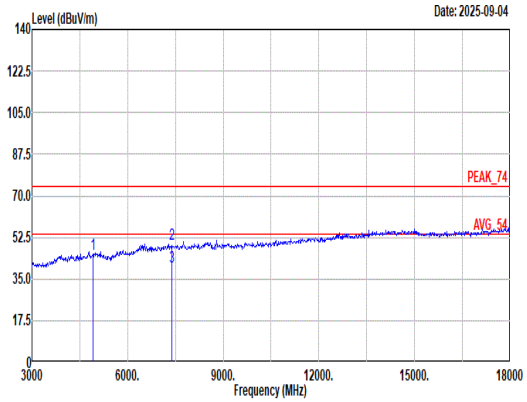 Site : 03CH23-HY Condition: PEAK_74 3m DRH18-E_LE2C05A18EN_250702 HORIZONTAL Freq Level Limit Line Margin Read Level Ant Factor Cable Loss Preamp Factor Aux Factor APos TPos Remark MHz dBuV/m dBuV/m dB dBuV dB/m dB dB dB cm deg 1 4924.00 45.66 74.00 -28.34 34.01 32.80 10.32 33.18 1.71 -- -- Peak 2 7386.00 49.71 74.00 -24.29 33.95 37.33 12.52 36.03 1.94 -- -- Peak 3 7386.00 40.15 54.00 -13.85 24.39 37.33 12.52 36.03 1.94 -- -- Average	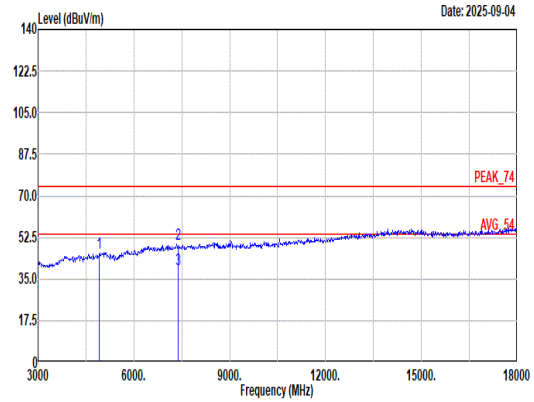 Site : 03CH23-HY Condition: PEAK_74 3m DRH18-E_LE2C05A18EN_250702 VERTICAL Freq Level Limit Line Margin Read Level Ant Factor Cable Loss Preamp Factor Aux Factor APos TPos Remark MHz dBuV/m dBuV/m dB dBuV dB/m dB dB dB cm deg 1 4924.00 45.75 74.00 -28.25 34.10 32.80 10.32 33.18 1.71 -- -- Peak 2 7386.00 49.76 74.00 -24.24 34.00 37.33 12.52 36.03 1.94 -- -- Peak 3 7386.00 39.20 54.00 -14.80 23.44 37.33 12.52 36.03 1.94 -- -- Average

Mode	31	
	Harmonic	
	2400-2483.5_802.11ax HE20_CH11_2462MHz	
ANT	1 + 2	
Pol.	Horizontal	Vertical
10.6G ~18G Avg	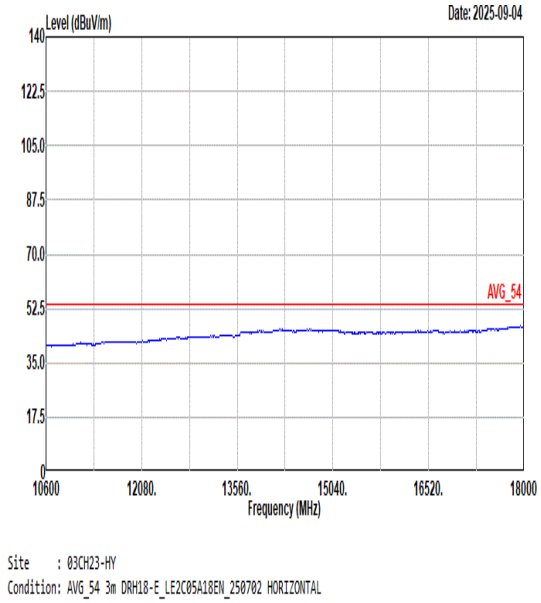	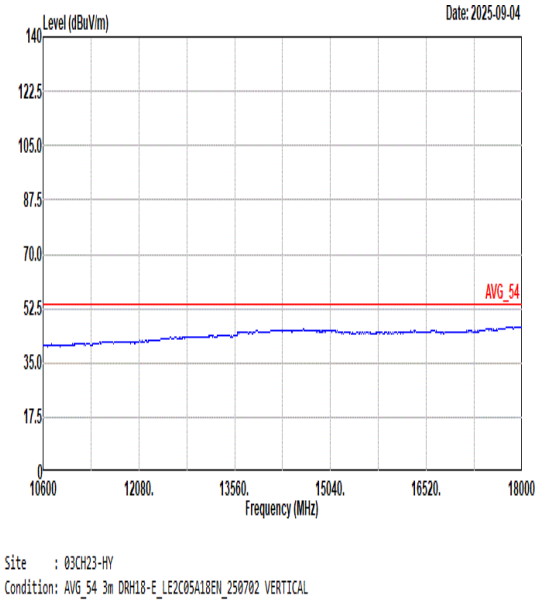

Mode	32	
	Band Edge	
	2400-2483.5_802.11ax HE20_CH12_2467MHz	
ANT	1 + 2	
Pol.	Horizontal	Fundamental
Peak	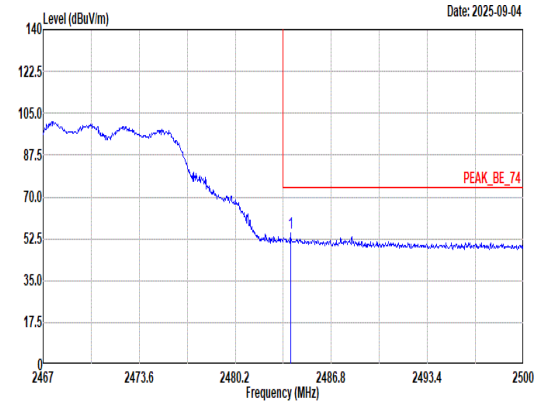 Site : 03CH23-HY Condition: PEAK_BE_74 3m DRH18-E_LE2C05A18EN_250702 HORIZONTAL : RBW:1000.000kHz VBW:3000.000kHz SWT:Auto Freq Level Limit Line Margin Read Level Ant Factor Cable Loss Preamp Factor Aux Factor APos TPos Remark MHz dBuV/m dBuV/m dB dBuV dB/m dB dB dB cm deg 1 2484.00 54.96 74.00 -19.04 42.52 26.84 7.34 32.03 10.29 400 310 Peak	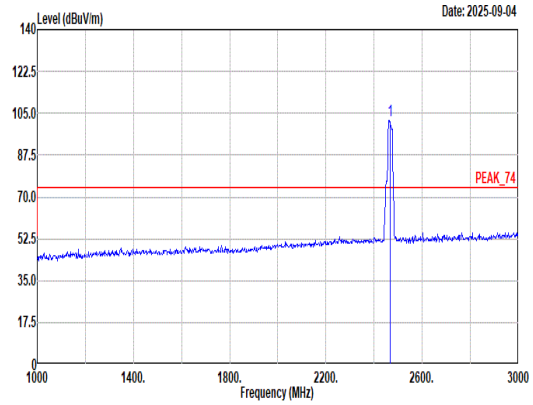 Site : 03CH23-HY Condition: PEAK_74 3m DRH18-E_LE2C05A18EN_250702 HORIZONTAL : RBW:1000.000kHz VBW:3000.000kHz SWT:Auto Freq Level Limit Line Margin Read Level Ant Factor Cable Loss Preamp Factor Aux Factor APos TPos Remark MHz dBuV/m dBuV/m dB dBuV dB/m dB dB dB cm deg 1 2467.00 101.87 ------ ------ 89.49 26.80 7.31 32.02 10.29 400 310 Peak
Avg	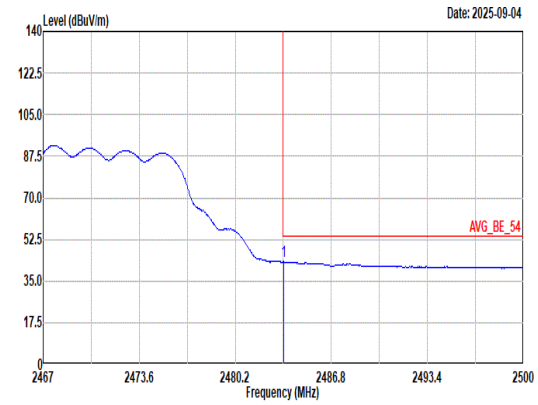 Site : 03CH23-HY Condition: AVG_BE_54 3m DRH18-E_LE2C05A18EN_250702 HORIZONTAL : RBW:1000.000kHz VBW:1.000kHz SWT:Auto Freq Level Limit Line Margin Read Level Ant Factor Cable Loss Preamp Factor Aux Factor APos TPos Remark MHz dBuV/m dBuV/m dB dBuV dB/m dB dB dB cm deg 1 2483.53 43.08 54.00 -10.92 30.64 26.84 7.34 32.03 10.29 400 310 Average	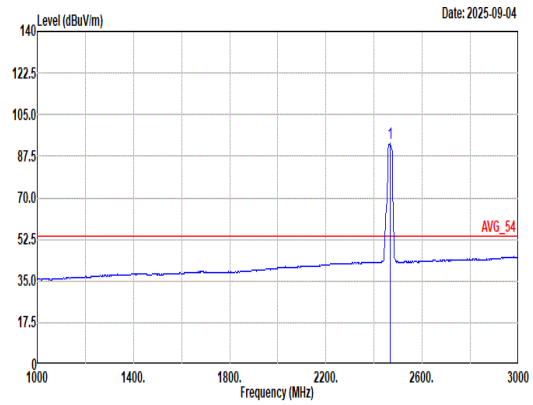 Site : 03CH23-HY Condition: AVG_54 3m DRH18-E_LE2C05A18EN_250702 HORIZONTAL : RBW:1000.000kHz VBW:1.000kHz SWT:Auto Freq Level Limit Line Margin Read Level Ant Factor Cable Loss Preamp Factor Aux Factor APos TPos Remark MHz dBuV/m dBuV/m dB dBuV dB/m dB dB dB cm deg 1 2467.00 92.97 ------ ------ 80.58 26.80 7.32 32.02 10.29 400 310 Average

Mode	32	
	Band Edge	
	2400-2483.5_802.11ax HE20_CH12_2467MHz	
ANT	1 + 2	
Pol.	Vertical	Fundamental
Peak	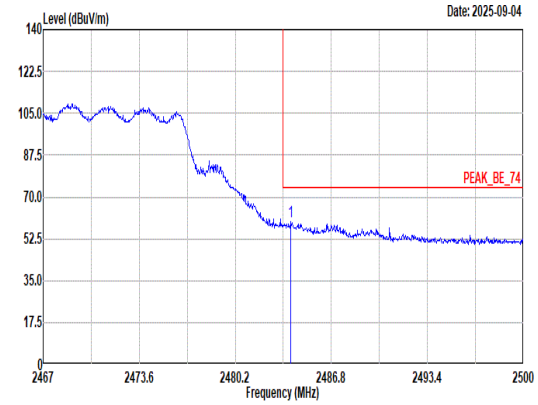 Site : 03CH23-HY Condition: PEAK_BE_74 3m DRH18-E_LE2C05A18EN_250702 VERTICAL : RBW:1000.000kHz VBW:3000.000kHz SWT:Auto Freq Level Limit Line Margin Read Level Ant Factor Cable Loss Preamp Factor Aux Factor APos TPos Remark MHz dBuV/m dBuV/m dB dBuV dB/m dB dB dB cm deg 1 2484.00 59.52 74.00 -14.48 47.08 26.84 7.34 32.03 10.29 294 168 Peak	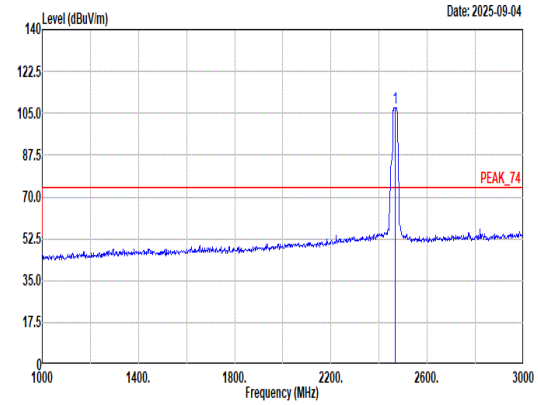 Site : 03CH23-HY Condition: PEAK_74 3m DRH18-E_LE2C05A18EN_250702 VERTICAL : RBW:1000.000kHz VBW:3000.000kHz SWT:Auto Freq Level Limit Line Margin Read Level Ant Factor Cable Loss Preamp Factor Aux Factor APos TPos Remark MHz dBuV/m dBuV/m dB dBuV dB/m dB dB dB cm deg 1 2467.00 107.44 ------ ------ 95.04 26.80 7.33 32.02 10.29 294 168 Peak
Avg	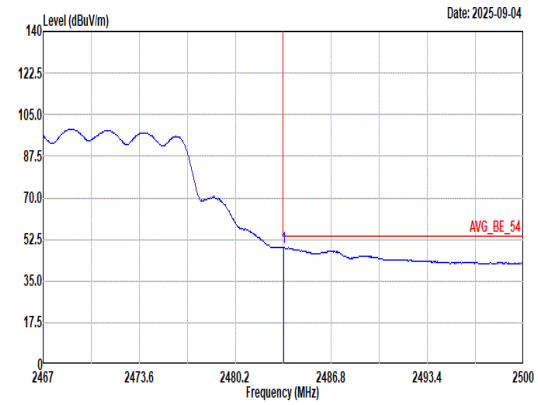 Site : 03CH23-HY Condition: AVG_BE_54 3m DRH18-E_LE2C05A18EN_250702 VERTICAL : RBW:1000.000kHz VBW:1.000kHz SWT:Auto Freq Level Limit Line Margin Read Level Ant Factor Cable Loss Preamp Factor Aux Factor APos TPos Remark MHz dBuV/m dBuV/m dB dBuV dB/m dB dB dB cm deg 1 2483.53 49.22 54.00 -4.78 36.78 26.84 7.34 32.03 10.29 294 168 Average	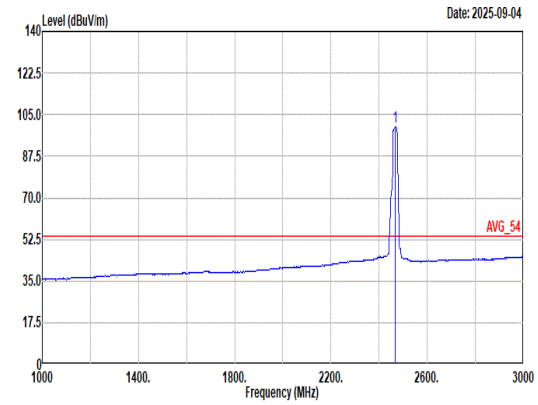 Site : 03CH23-HY Condition: AVG_54 3m DRH18-E_LE2C05A18EN_250702 VERTICAL : RBW:1000.000kHz VBW:1.000kHz SWT:Auto Freq Level Limit Line Margin Read Level Ant Factor Cable Loss Preamp Factor Aux Factor APos TPos Remark MHz dBuV/m dBuV/m dB dBuV dB/m dB dB dB cm deg 1 2467.00 100.04 ------ ------ 87.65 26.80 7.32 32.02 10.29 294 168 Average

Mode	32	
	Harmonic	
	2400-2483.5_802.11ax HE20_CH12_2467MHz	
ANT	1 + 2	
Pol.	Horizontal	Vertical
Peak Avg	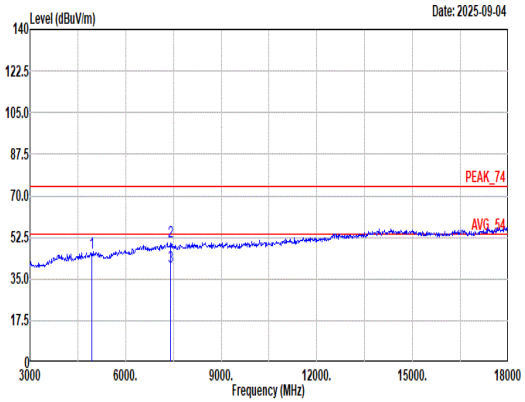 Site : 03CH23-HY Condition: PEAK_74 3m DRH18-E_LE2C05A18EN_250702 HORIZONTAL Freq Level Limit Line Margin Read Level Ant Factor Cable Loss Preamp Factor Aux Factor APos TPos Remark MHz dBuV/m dBuV/m dB dBuV dB/m dB dB dB cm deg 1 4934.00 45.87 74.00 -28.13 34.16 32.84 10.34 33.18 1.71 -- -- Peak 2 7401.00 50.68 74.00 -23.32 34.95 37.30 12.53 36.04 1.94 -- -- Peak 3 7401.00 40.12 54.00 -13.88 24.39 37.30 12.53 36.04 1.94 -- -- Average	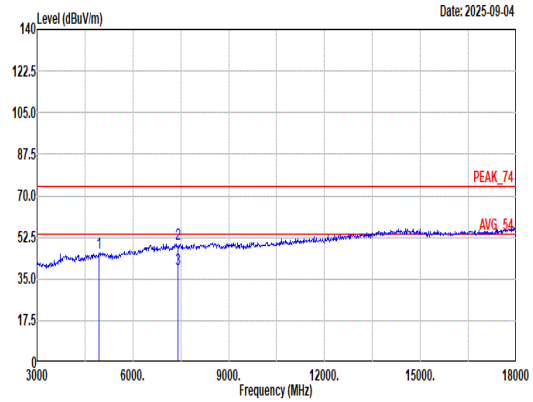 Site : 03CH23-HY Condition: PEAK_74 3m DRH18-E_LE2C05A18EN_250702 VERTICAL Freq Level Limit Line Margin Read Level Ant Factor Cable Loss Preamp Factor Aux Factor APos TPos Remark MHz dBuV/m dBuV/m dB dBuV dB/m dB dB dB cm deg 1 4934.00 45.99 74.00 -28.01 34.28 32.84 10.34 33.18 1.71 -- -- Peak 2 7401.00 49.73 74.00 -24.27 34.00 37.30 12.53 36.04 1.94 -- -- Peak 3 7401.00 39.17 54.00 -14.83 23.44 37.30 12.53 36.04 1.94 -- -- Average

Mode	32	
	Harmonic	
	2400-2483.5_802.11ax HE20_CH12_2467MHz	
ANT	1 + 2	
Pol.	Horizontal	Vertical
10.6G ~18G Avg	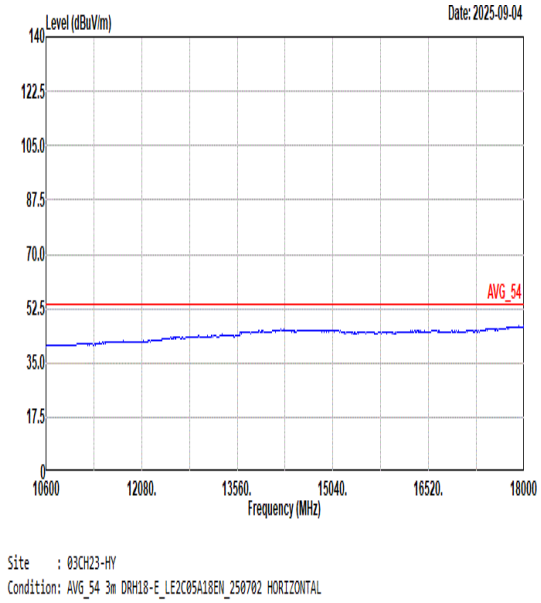	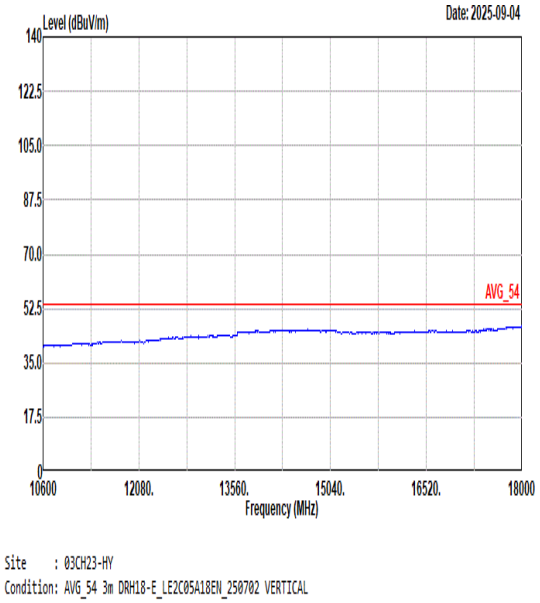

Mode	33	
	Band Edge	
	2400-2483.5_802.11ax HE20_CH13_2472MHz	
ANT	1 + 2	
Pol.	Horizontal	Fundamental
Peak	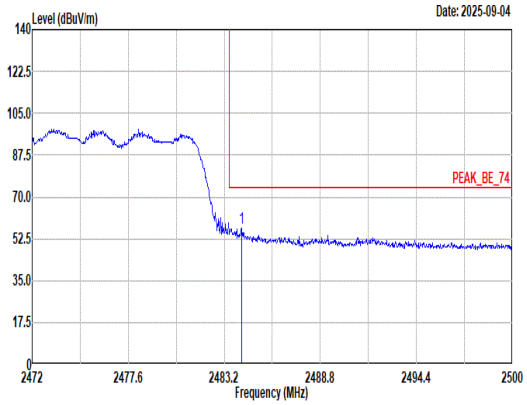 Site : 03CH23-HY Condition: PEAK_BE_74 3m DRH18-E_LE2C05A18EN_250702 HORIZONTAL : RBW:1000.000kHz VBW:3000.000kHz SWT:Auto Freq Level Limit Line Margin Read Level Ant Factor Cable Loss Preamp Factor Aux Factor APos TPos Remark MHz dBuV/m dBuV/m dB dBuV dB/m dB dB dB cm deg 1 2484.21 56.85 74.00 -17.15 44.41 26.84 7.34 32.03 10.29 372 132 Peak	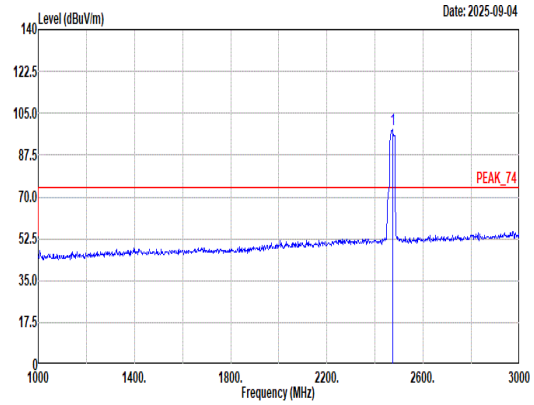 Site : 03CH23-HY Condition: PEAK_74 3m DRH18-E_LE2C05A18EN_250702 HORIZONTAL : RBW:1000.000kHz VBW:3000.000kHz SWT:Auto Freq Level Limit Line Margin Read Level Ant Factor Cable Loss Preamp Factor Aux Factor APos TPos Remark MHz dBuV/m dBuV/m dB dBuV dB/m dB dB dB cm deg 1 2472.00 98.40 ------ ------ 86.01 26.80 7.32 32.02 10.29 372 132 Peak
Avg	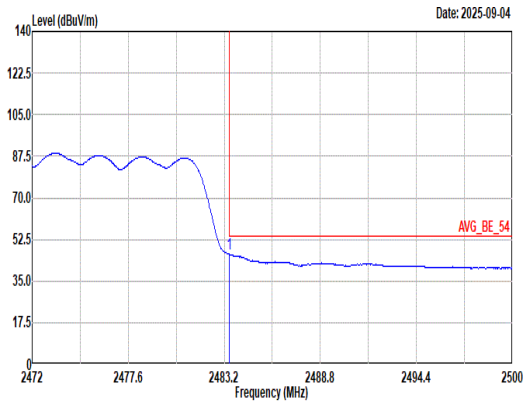 Site : 03CH23-HY Condition: AVG_BE_54 3m DRH18-E_LE2C05A18EN_250702 HORIZONTAL : RBW:1000.000kHz VBW:1.000kHz SWT:Auto Freq Level Limit Line Margin Read Level Ant Factor Cable Loss Preamp Factor Aux Factor APos TPos Remark MHz dBuV/m dBuV/m dB dBuV dB/m dB dB dB cm deg 1 2483.51 46.28 54.00 -7.72 33.84 26.84 7.34 32.03 10.29 372 132 Average	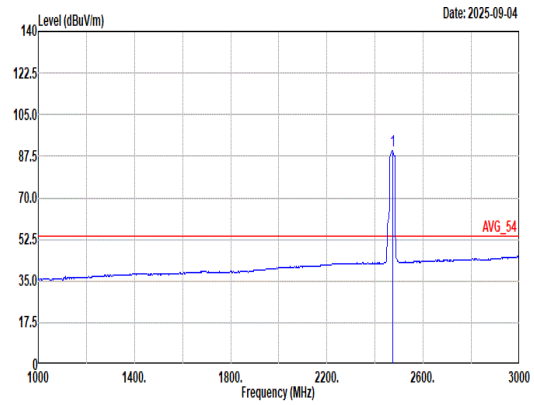 Site : 03CH23-HY Condition: AVG_54 3m DRH18-E_LE2C05A18EN_250702 HORIZONTAL : RBW:1000.000kHz VBW:1.000kHz SWT:Auto Freq Level Limit Line Margin Read Level Ant Factor Cable Loss Preamp Factor Aux Factor APos TPos Remark MHz dBuV/m dBuV/m dB dBuV dB/m dB dB dB cm deg 1 2472.00 90.04 ------ ------ 77.65 26.80 7.32 32.02 10.29 372 132 Average

Mode	33	
	Band Edge	
	2400-2483.5_802.11ax HE20_CH13_2472MHz	
ANT	1 + 2	
Pol.	Vertical	Fundamental
Peak	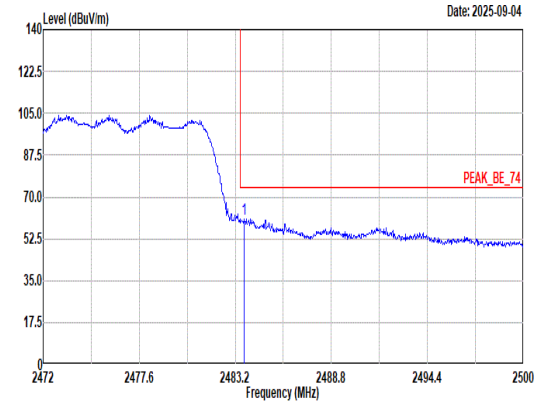 Site : 03CH23-HY Condition: PEAK_BE_74 3m DRH18-E_LE2C05A18EN_250702 VERTICAL : RBW:1000.000kHz VBW:3000.000kHz SWT:Auto Freq Level Limit Line Margin Read Level Ant Factor Cable Loss Preamp Factor Aux Factor APos TPos Remark MHz dBuV/m dBuV/m dB dBuV dB/m dB dB dB cm deg 1 2483.73 60.74 74.00 -13.26 48.30 26.84 7.34 32.03 10.29 400 145 Peak	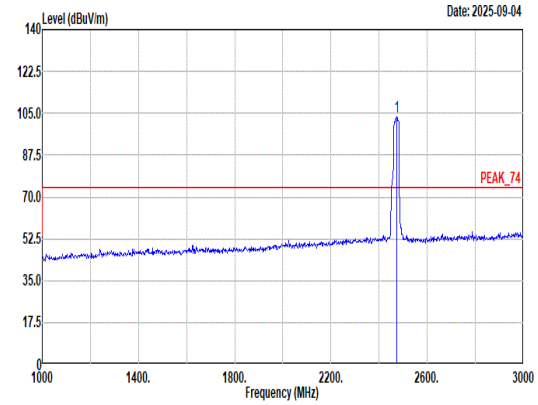 Site : 03CH23-HY Condition: PEAK_74 3m DRH18-E_LE2C05A18EN_250702 VERTICAL : RBW:1000.000kHz VBW:3000.000kHz SWT:Auto Freq Level Limit Line Margin Read Level Ant Factor Cable Loss Preamp Factor Aux Factor APos TPos Remark MHz dBuV/m dBuV/m dB dBuV dB/m dB dB dB cm deg 1 2472.00 103.31 ------ ------ 90.92 26.80 7.32 32.02 10.29 400 145 Peak
Avg	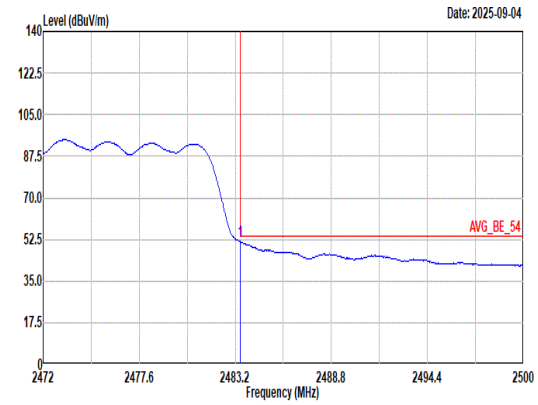 Site : 03CH23-HY Condition: AVG_BE_54 3m DRH18-E_LE2C05A18EN_250702 VERTICAL : RBW:1000.000kHz VBW:1.000kHz SWT:Auto Freq Level Limit Line Margin Read Level Ant Factor Cable Loss Preamp Factor Aux Factor APos TPos Remark MHz dBuV/m dBuV/m dB dBuV dB/m dB dB dB cm deg 1 2483.51 51.58 54.00 -2.42 39.14 26.84 7.34 32.03 10.29 400 145 Average	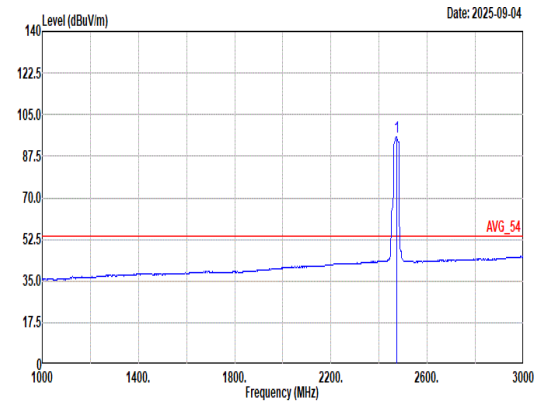 Site : 03CH23-HY Condition: AVG_54 3m DRH18-E_LE2C05A18EN_250702 VERTICAL : RBW:1000.000kHz VBW:1.000kHz SWT:Auto Freq Level Limit Line Margin Read Level Ant Factor Cable Loss Preamp Factor Aux Factor APos TPos Remark MHz dBuV/m dBuV/m dB dBuV dB/m dB dB dB cm deg 1 2472.00 95.57 ------ ------ 83.18 26.80 7.32 32.02 10.29 400 145 Average

Mode	33	
	Harmonic	
	2400-2483.5_802.11ax HE20_CH13_2472MHz	
ANT	1 + 2	
Pol.	Horizontal	Vertical
Peak Avg	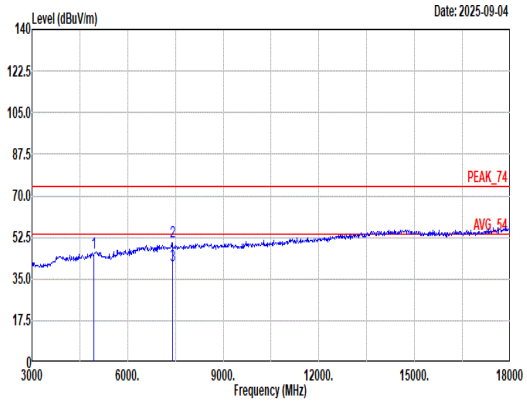 Site : 03CH23-HY Condition: PEAK_74 3m DRH18-E_LE2C05A18EN_250702 HORIZONTAL Freq Level Limit Line Margin Read Level Ant Factor Cable Loss Preamp Factor Aux Factor APos TPos Remark MHz dBuV/m dBuV/m dB dBuV dB/m dB dB dB cm deg 1 4944.00 45.84 74.00 -28.16 34.07 32.88 10.36 33.18 1.71 -- -- Peak 2 7416.00 50.96 74.00 -23.04 35.27 37.24 12.56 36.05 1.94 -- -- Peak 3 7416.00 40.63 54.00 -13.37 24.94 37.24 12.56 36.05 1.94 -- -- Average	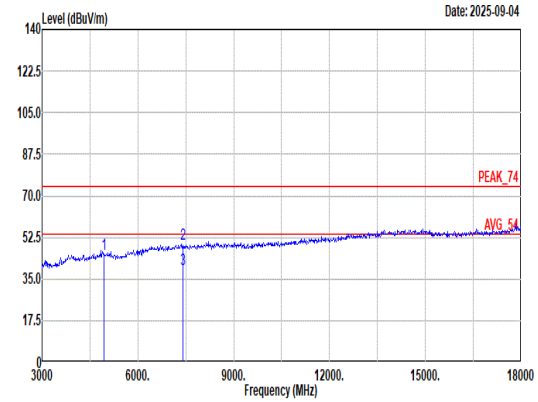 Site : 03CH23-HY Condition: PEAK_74 3m DRH18-E_LE2C05A18EN_250702 VERTICAL Freq Level Limit Line Margin Read Level Ant Factor Cable Loss Preamp Factor Aux Factor APos TPos Remark MHz dBuV/m dBuV/m dB dBuV dB/m dB dB dB cm deg 1 4944.00 45.64 74.00 -28.36 33.87 32.88 10.36 33.18 1.71 -- -- Peak 2 7416.00 49.62 74.00 -24.38 33.93 37.24 12.56 36.05 1.94 -- -- Peak 3 7416.00 39.06 54.00 -14.94 23.37 37.24 12.56 36.05 1.94 -- -- Average

Mode	33	
	Harmonic	
	2400-2483.5_802.11ax HE20_CH13_2472MHz	
ANT	1 + 2	
Pol.	Horizontal	Vertical
10.6G ~18G Avg	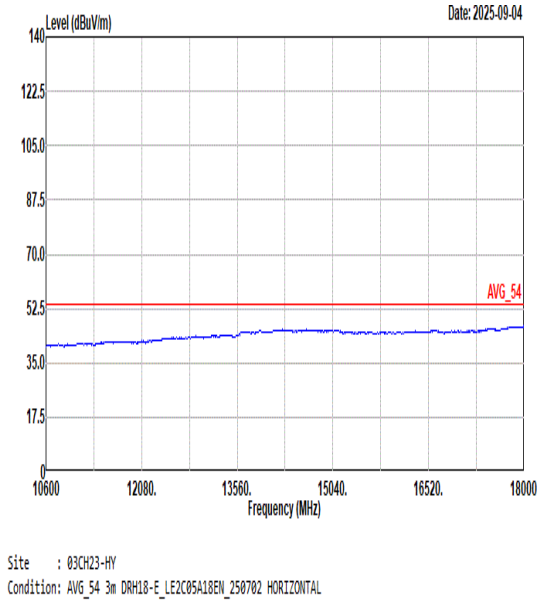	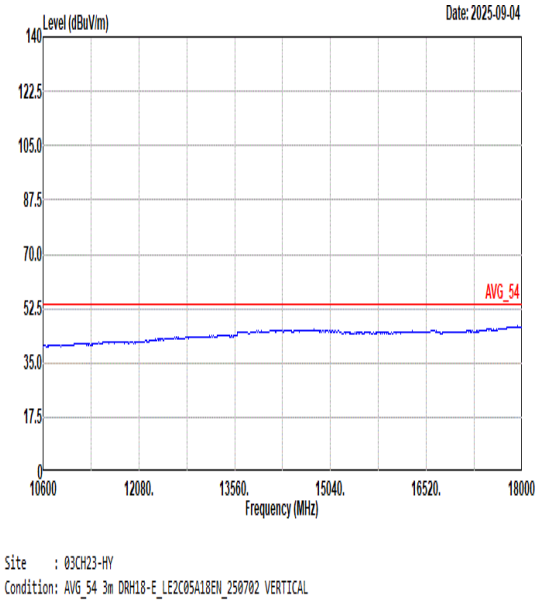

Mode	34	
	Band Edge	
	2400-2483.5_802.11ax HE20_CH13_26/8_2472MHz	
ANT	1 + 2	
Pol.	Horizontal	Fundamental
Peak	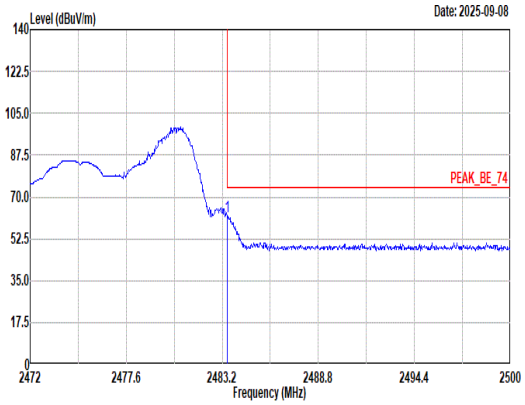 Site : 03CH23-HY Condition: PEAK_BE_74 3m DRH18-E_LE2C05A18EN_250702 HORIZONTAL : RBW:1000.000kHz VBW:3000.000kHz SWT:Auto Freq Level Limit Line Margin Read Level Ant Factor Cable Loss Preamp Factor Aux Factor APos TPos Remark MHz dBuV/m dBuV/m dB dBuV dB/m dB dB dB cm deg 1 2483.51 61.62 74.00 -12.38 49.18 26.84 7.34 32.03 10.29 400 134 Peak	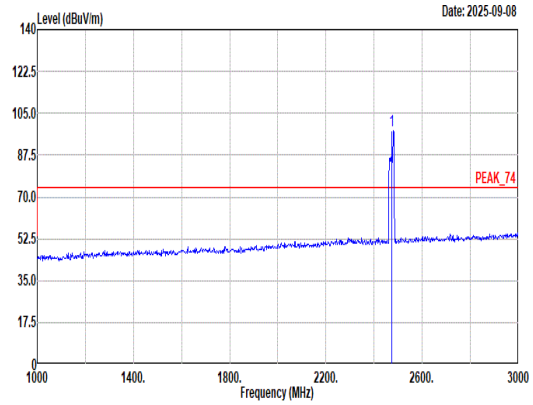 Site : 03CH23-HY Condition: PEAK_74 3m DRH18-E_LE2C05A18EN_250702 HORIZONTAL : RBW:1000.000kHz VBW:3000.000kHz SWT:Auto Freq Level Limit Line Margin Read Level Ant Factor Cable Loss Preamp Factor Aux Factor APos TPos Remark MHz dBuV/m dBuV/m dB dBuV dB/m dB dB dB cm deg 1 2472.00 97.89 ------ ------ 85.50 26.80 7.33 32.03 10.29 400 134 Peak
Avg	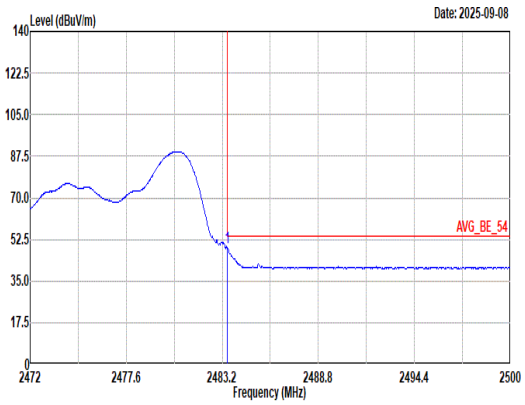 Site : 03CH23-HY Condition: AVG_BE_54 3m DRH18-E_LE2C05A18EN_250702 HORIZONTAL : RBW:1000.000kHz VBW:2.000kHz SWT:Auto Freq Level Limit Line Margin Read Level Ant Factor Cable Loss Preamp Factor Aux Factor APos TPos Remark MHz dBuV/m dBuV/m dB dBuV dB/m dB dB dB cm deg 1 2483.51 49.31 54.00 -4.69 36.87 26.84 7.34 32.03 10.29 400 134 Average	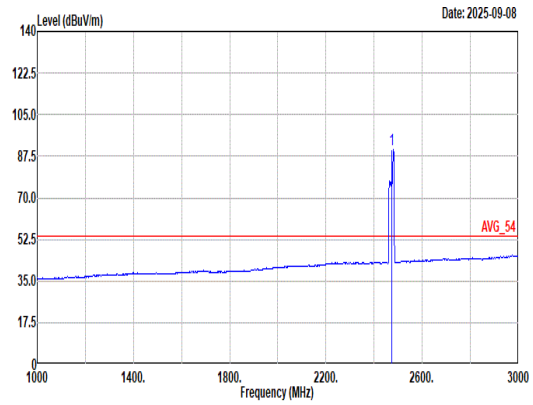 Site : 03CH23-HY Condition: AVG_54 3m DRH18-E_LE2C05A18EN_250702 HORIZONTAL : RBW:1000.000kHz VBW:2.000kHz SWT:Auto Freq Level Limit Line Margin Read Level Ant Factor Cable Loss Preamp Factor Aux Factor APos TPos Remark MHz dBuV/m dBuV/m dB dBuV dB/m dB dB dB cm deg 1 2472.00 90.30 ------ ------ 77.91 26.80 7.33 32.03 10.29 400 134 Average

Mode	34	
	Band Edge	
	2400-2483.5_802.11ax HE20_CH13_26/8_2472MHz	
ANT	1 + 2	
Pol.	Vertical	Fundamental
Peak	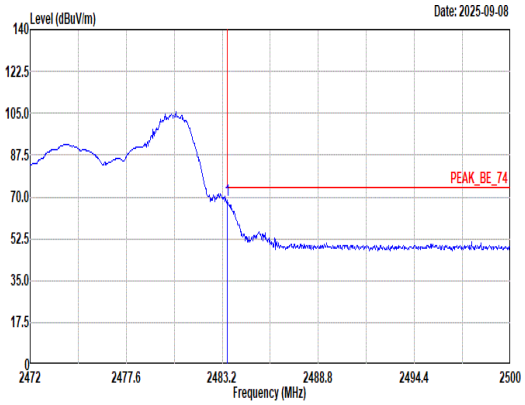 Site : 03CH23-HY Condition: PEAK_BE_74 3m DRH18-E_LE2C05A18EN_250702 VERTICAL : RBW:1000.000kHz VBW:3000.000kHz SWT:Auto Freq Level Limit Line Margin Read Level Ant Factor Cable Loss Preamp Factor Aux Factor APos TPos Remark MHz dBuV/m dBuV/m dB dBuV dB/m dB dB dB cm deg 1 2483.51 68.49 74.00 -5.51 56.05 26.84 7.34 32.03 10.29 395 148 Peak	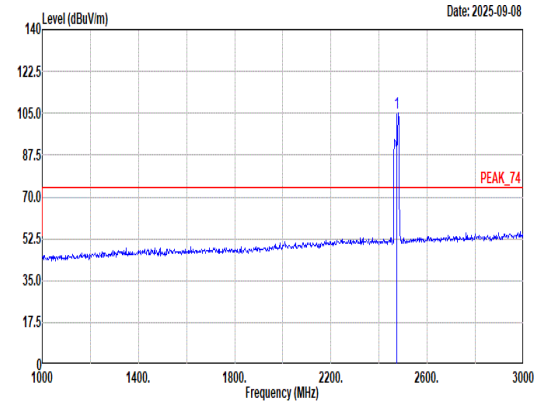 Site : 03CH23-HY Condition: PEAK_74 3m DRH18-E_LE2C05A18EN_250702 VERTICAL : RBW:1000.000kHz VBW:3000.000kHz SWT:Auto Freq Level Limit Line Margin Read Level Ant Factor Cable Loss Preamp Factor Aux Factor APos TPos Remark MHz dBuV/m dBuV/m dB dBuV dB/m dB dB dB cm deg 1 2472.00 105.00 ------ ------ 92.61 26.80 7.33 32.03 10.29 395 148 Peak
Avg	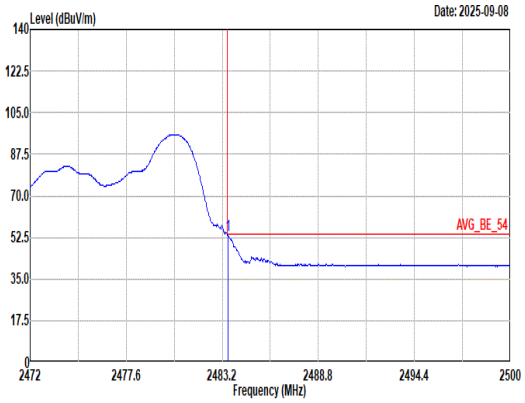 Site : 03CH23-HY Condition: AVG_BE_54 3m DRH18-E_LE2C05A18EN_250702 VERTICAL : RBW:1000.000kHz VBW:2.000kHz SWT:Auto Freq Level Limit Line Margin Read Level Ant Factor Cable Loss Preamp Factor Aux Factor APos TPos Remark MHz dBuV/m dBuV/m dB dBuV dB/m dB dB dB cm deg 1 2483.54 53.53 54.00 -0.47 41.09 26.84 7.34 32.03 10.29 395 148 Average	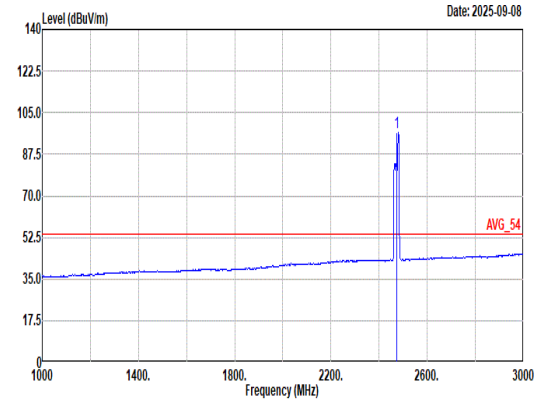 Site : 03CH23-HY Condition: AVG_54 3m DRH18-E_LE2C05A18EN_250702 VERTICAL : RBW:1000.000kHz VBW:2.000kHz SWT:Auto Freq Level Limit Line Margin Read Level Ant Factor Cable Loss Preamp Factor Aux Factor APos TPos Remark MHz dBuV/m dBuV/m dB dBuV dB/m dB dB dB cm deg 1 2472.00 96.65 ------ ------ 84.26 26.80 7.33 32.03 10.29 395 148 Average

Mode	35	
	Band Edge	
	2400-2483.5_802.11ax HE20_CH13_106/54_2472MHz	
ANT	1 + 2	
Pol.	Horizontal	Fundamental
Peak	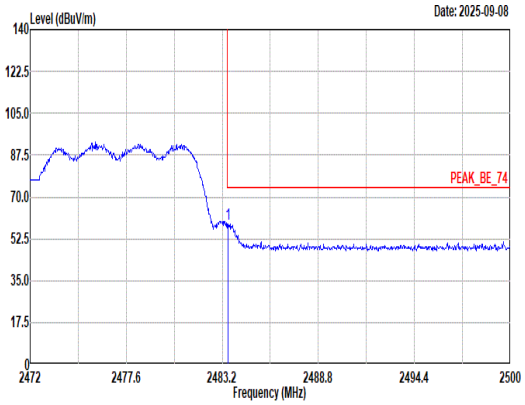 Site : 03CH23-HY Condition: PEAK_BE_74 3m DRH18-E_LE2C05A18EN_250702 HORIZONTAL : RBW:1000.000kHz VBW:3000.000kHz SWT:Auto Freq Level Limit Line Margin Read Level Ant Factor Cable Loss Preamp Factor Aux Factor APos TPos Remark MHz dBuV/m dBuV/m dB dBuV dB/m dB dB dB cm deg 1 2483.54 58.52 74.00 -15.48 46.08 26.84 7.34 32.03 10.29 400 135 Peak	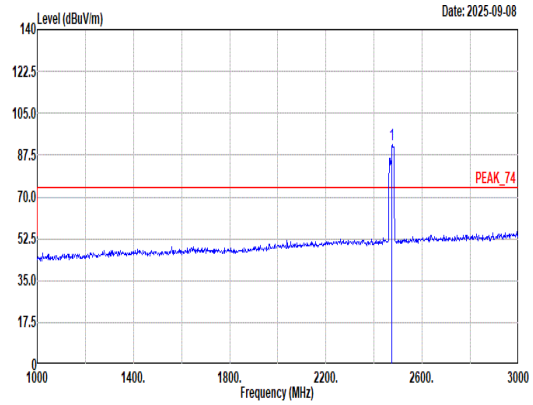 Site : 03CH23-HY Condition: PEAK_74 3m DRH18-E_LE2C05A18EN_250702 HORIZONTAL : RBW:1000.000kHz VBW:3000.000kHz SWT:Auto Freq Level Limit Line Margin Read Level Ant Factor Cable Loss Preamp Factor Aux Factor APos TPos Remark MHz dBuV/m dBuV/m dB dBuV dB/m dB dB dB cm deg 1 2472.00 91.67 ------ ------ 79.27 26.80 7.33 32.02 10.29 400 135 Peak
Avg	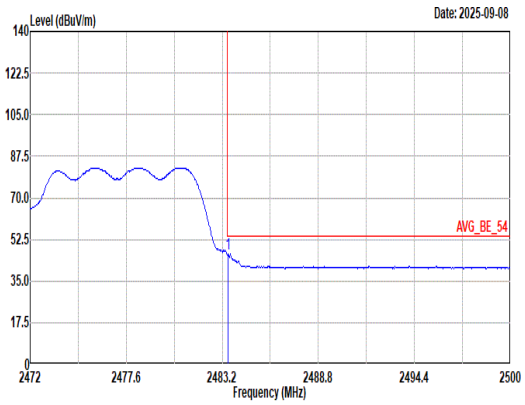 Site : 03CH23-HY Condition: AVG_BE_54 3m DRH18-E_LE2C05A18EN_250702 HORIZONTAL : RBW:1000.000kHz VBW:2.700kHz SWT:Auto Freq Level Limit Line Margin Read Level Ant Factor Cable Loss Preamp Factor Aux Factor APos TPos Remark MHz dBuV/m dBuV/m dB dBuV dB/m dB dB dB cm deg 1 2483.54 46.59 54.00 -7.41 34.15 26.84 7.34 32.03 10.29 400 135 Average	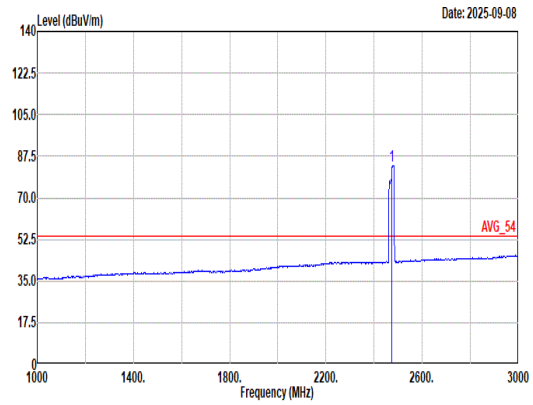 Site : 03CH23-HY Condition: AVG_54 3m DRH18-E_LE2C05A18EN_250702 HORIZONTAL : RBW:1000.000kHz VBW:2.700kHz SWT:Auto Freq Level Limit Line Margin Read Level Ant Factor Cable Loss Preamp Factor Aux Factor APos TPos Remark MHz dBuV/m dBuV/m dB dBuV dB/m dB dB dB cm deg 1 2472.00 83.48 ------ ------ 71.08 26.80 7.33 32.02 10.29 400 135 Average

Mode	35	
	Band Edge	
	2400-2483.5_802.11ax HE20_CH13_106/54_2472MHz	
ANT	1 + 2	
Pol.	Vertical	Fundamental
Peak	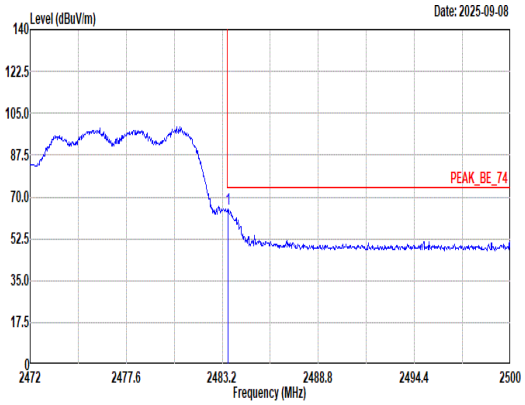 Site : 03CH23-HY Condition: PEAK_BE_74 3m DRH18-E_LE2C05A18EN_250702 VERTICAL : RBW:1000.000kHz VBW:3000.000kHz SWT:Auto Freq Level Limit Line Margin Read Level Ant Factor Cable Loss Preamp Factor Aux Factor APos TPos Remark MHz dBuV/m dBuV/m dB dBuV dB/m dB dB dB cm deg 1 2483.54 64.80 74.00 -9.20 52.36 26.84 7.34 32.03 10.29 397 147 Peak	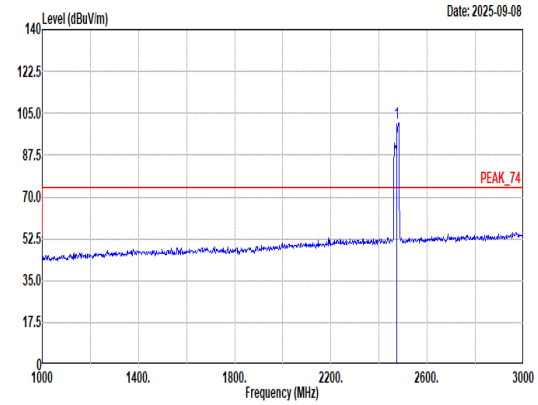 Site : 03CH23-HY Condition: PEAK_74 3m DRH18-E_LE2C05A18EN_250702 VERTICAL : RBW:1000.000kHz VBW:3000.000kHz SWT:Auto Freq Level Limit Line Margin Read Level Ant Factor Cable Loss Preamp Factor Aux Factor APos TPos Remark MHz dBuV/m dBuV/m dB dBuV dB/m dB dB dB cm deg 1 2472.00 100.91 ------ ------ 88.52 26.80 7.33 32.03 10.29 397 147 Peak
Avg	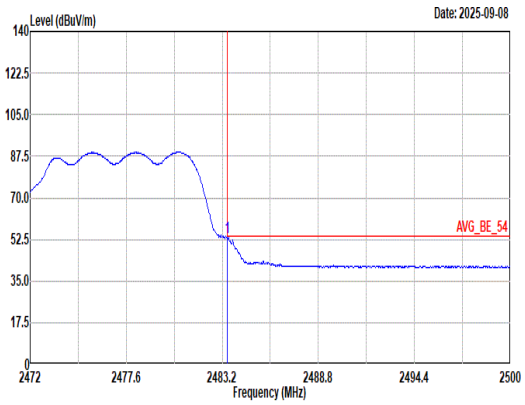 Site : 03CH23-HY Condition: AVG_BE_54 3m DRH18-E_LE2C05A18EN_250702 VERTICAL : RBW:1000.000kHz VBW:2.700kHz SWT:Auto Freq Level Limit Line Margin Read Level Ant Factor Cable Loss Preamp Factor Aux Factor APos TPos Remark MHz dBuV/m dBuV/m dB dBuV dB/m dB dB dB cm deg 1 2483.50 53.22 54.00 -0.78 40.79 26.83 7.34 32.03 10.29 397 147 Average	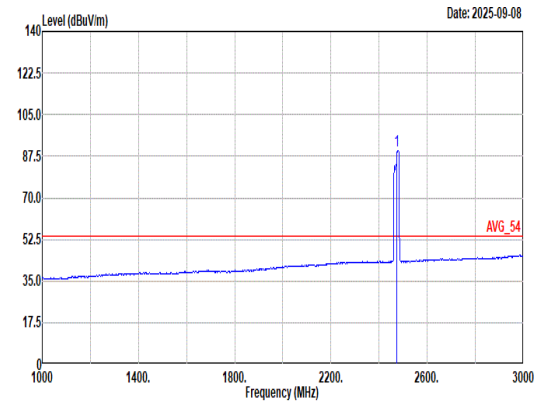 Site : 03CH23-HY Condition: AVG_54 3m DRH18-E_LE2C05A18EN_250702 VERTICAL : RBW:1000.000kHz VBW:2.700kHz SWT:Auto Freq Level Limit Line Margin Read Level Ant Factor Cable Loss Preamp Factor Aux Factor APos TPos Remark MHz dBuV/m dBuV/m dB dBuV dB/m dB dB dB cm deg 1 2472.00 89.97 ------ ------ 77.58 26.80 7.33 32.03 10.29 397 147 Average

Mode	36	
	Band Edge - L	
	2400-2483.5_802.11ax HE40_CH3_2422MHz	
ANT	1 + 2	
Pol.	Horizontal	Fundamental
Peak	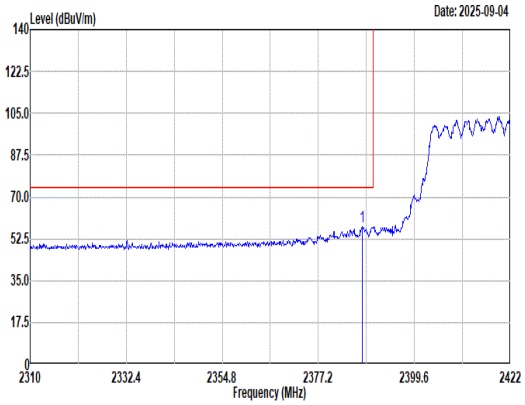 Site : 03CH23-HY Condition: PEAK_BE_74 3m DRH18-E_LE2C05A18EN_250702 HORIZONTAL : RBW:1000.000kHz VBW:3000.000kHz SWT:Auto Freq Level Limit Line Margin Read Level Ant Factor Cable Loss Preamp Factor Aux Factor APos TPos Remark MHz dBuV/m dBuV/m dB dBuV dB/m dB dB dB cm deg 1 2387.50 57.38 74.00 -16.62 45.05 26.80 7.21 31.96 10.28 400 134 Peak	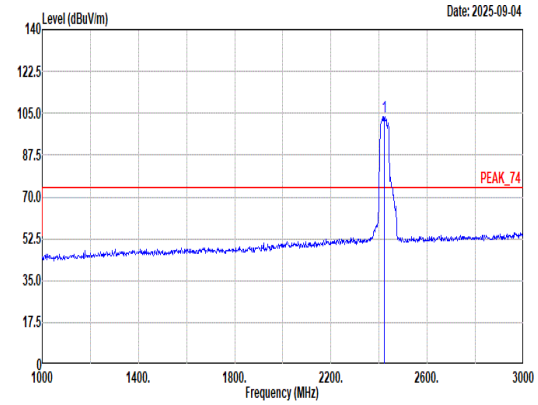 Site : 03CH23-HY Condition: PEAK_74 3m DRH18-E_LE2C05A18EN_250702 HORIZONTAL : RBW:1000.000kHz VBW:3000.000kHz SWT:Auto Freq Level Limit Line Margin Read Level Ant Factor Cable Loss Preamp Factor Aux Factor APos TPos Remark MHz dBuV/m dBuV/m dB dBuV dB/m dB dB dB cm deg 1 2422.00 103.63 ------ ------ 91.22 26.86 7.25 31.98 10.28 400 134 Peak
Avg	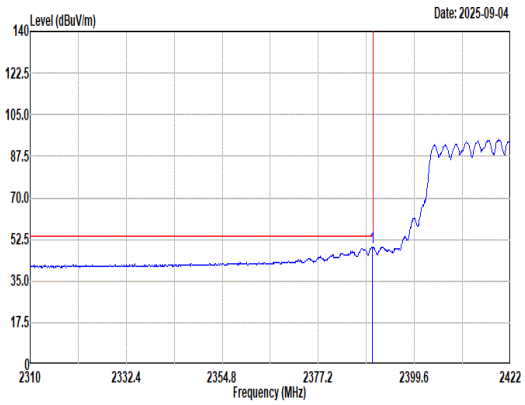 Site : 03CH23-HY Condition: AVG_BE_54 3m DRH18-E_LE2C05A18EN_250702 HORIZONTAL : RBW:1000.000kHz VBW:3.300kHz SWT:Auto Freq Level Limit Line Margin Read Level Ant Factor Cable Loss Preamp Factor Aux Factor APos TPos Remark MHz dBuV/m dBuV/m dB dBuV dB/m dB dB dB cm deg 1 2389.74 49.38 54.00 -4.62 37.06 26.80 7.21 31.97 10.28 400 134 Average	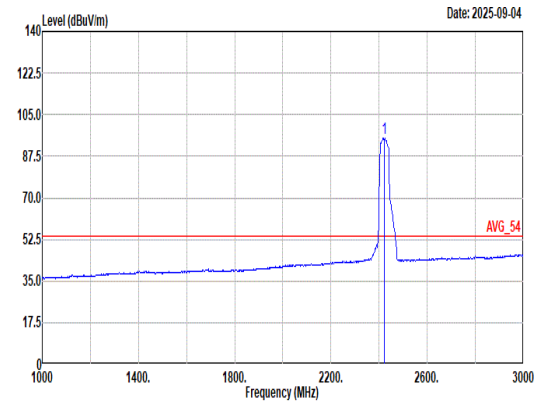 Site : 03CH23-HY Condition: AVG_54 3m DRH18-E_LE2C05A18EN_250702 HORIZONTAL : RBW:1000.000kHz VBW:3.300kHz SWT:Auto Freq Level Limit Line Margin Read Level Ant Factor Cable Loss Preamp Factor Aux Factor APos TPos Remark MHz dBuV/m dBuV/m dB dBuV dB/m dB dB dB cm deg 1 2422.00 95.13 ------ ------ 82.82 26.76 7.26 31.99 10.28 400 134 Average

Mode	36	
	Band Edge - R	
	2400-2483.5_802.11ax HE40_CH3_2422MHz	
ANT	1 + 2	
Pol.	Horizontal	Fundamental
Peak	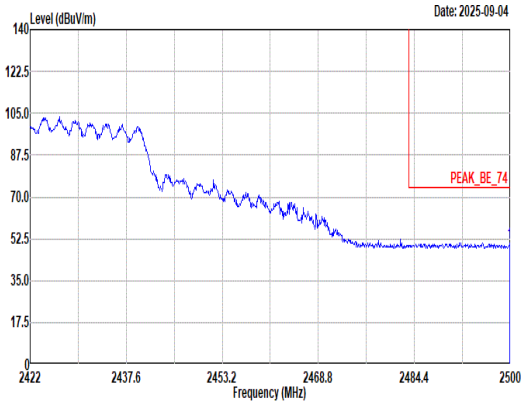 Site : 03CH23-HY Condition: PEAK_BE_74 3m DRH18-E_LE2C05A18EN_250702 HORIZONTAL : RBW:1000.000kHz VBW:3000.000kHz SWT:Auto Freq Level Limit Line Margin Read Level Ant Factor Cable Loss Preamp Factor Aux Factor APos TPos Remark MHz dBuV/m dBuV/m dB dBuV dB/m dB dB dB cm deg 1 2499.92 50.57 74.00 -23.43 38.06 26.90 7.36 32.04 10.29 400 134 Peak	Blank
Avg	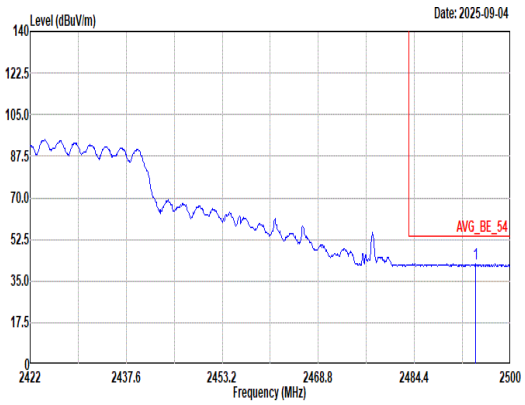 Site : 03CH23-HY Condition: AVG_BE_54 3m DRH18-E_LE2C05A18EN_250702 HORIZONTAL : RBW:1000.000kHz VBW:3.300kHz SWT:Auto Freq Level Limit Line Margin Read Level Ant Factor Cable Loss Preamp Factor Aux Factor APos TPos Remark MHz dBuV/m dBuV/m dB dBuV dB/m dB dB dB cm deg 1 2494.31 42.16 54.00 -11.84 29.66 26.90 7.35 32.04 10.29 400 134 Average	Blank

Mode	36	
	Band Edge - L	
	2400-2483.5_802.11ax HE40_CH3_2422MHz	
ANT	1 + 2	
Pol.	Vertical	Fundamental
Peak	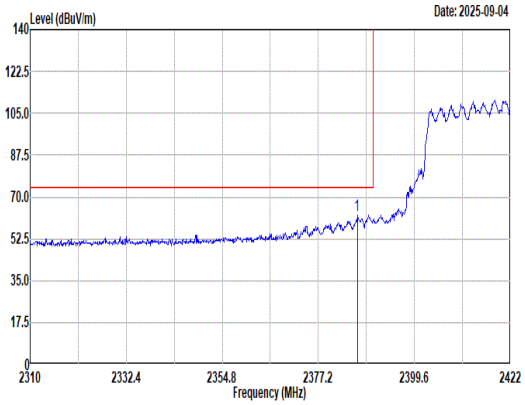 Site : 03CH23-HY Condition: PEAK_BE_74 3m DRH18-E_LE2C05A18EN_250702 VERTICAL : RBW:1000.000kHz VBW:3000.000kHz SWT:Auto Freq Level Limit Line Margin Read Level Ant Factor Cable Loss Preamp Factor Aux Factor APos TPos Remark MHz dBuV/m dBuV/m dB dBuV dB/m dB dB dB cm deg 1 2386.27 62.22 74.00 -11.78 49.89 26.80 7.21 31.96 10.28 329 181 Peak	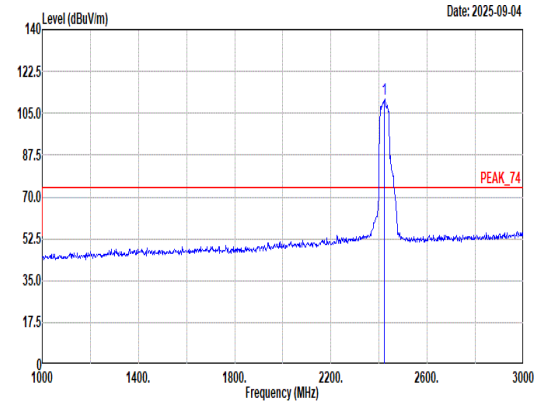 Site : 03CH23-HY Condition: PEAK_74 3m DRH18-E_LE2C05A18EN_250702 VERTICAL : RBW:1000.000kHz VBW:3000.000kHz SWT:Auto Freq Level Limit Line Margin Read Level Ant Factor Cable Loss Preamp Factor Aux Factor APos TPos Remark MHz dBuV/m dBuV/m dB dBuV dB/m dB dB dB cm deg 1 2422.00 110.81 ------ ------ 98.52 26.74 7.26 31.99 10.28 329 181 Peak
Avg	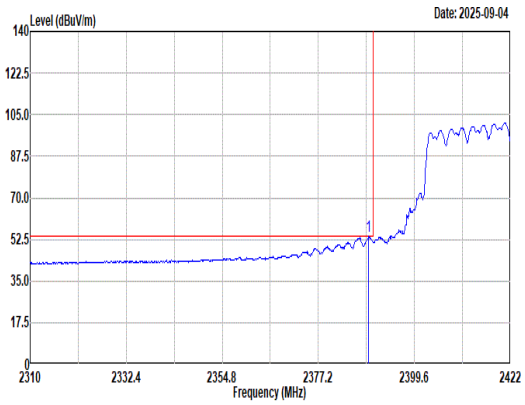 Site : 03CH23-HY Condition: AVG_BE_54 3m DRH18-E_LE2C05A18EN_250702 VERTICAL : RBW:1000.000kHz VBW:3.300kHz SWT:Auto Freq Level Limit Line Margin Read Level Ant Factor Cable Loss Preamp Factor Aux Factor APos TPos Remark MHz dBuV/m dBuV/m dB dBuV dB/m dB dB dB cm deg 1 2388.96 53.66 54.00 -0.34 41.33 26.80 7.21 31.96 10.28 329 181 Average	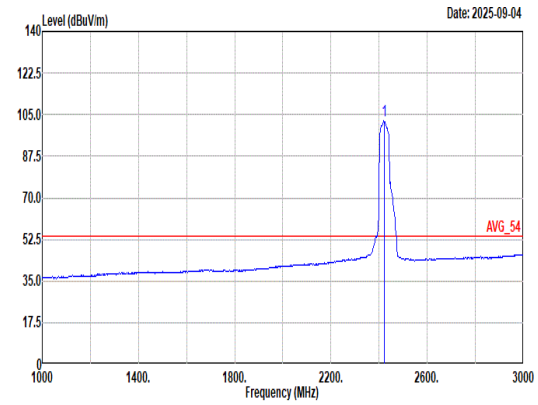 Site : 03CH23-HY Condition: AVG_54 3m DRH18-E_LE2C05A18EN_250702 VERTICAL : RBW:1000.000kHz VBW:3.300kHz SWT:Auto Freq Level Limit Line Margin Read Level Ant Factor Cable Loss Preamp Factor Aux Factor APos TPos Remark MHz dBuV/m dBuV/m dB dBuV dB/m dB dB dB cm deg 1 2422.00 102.28 ------ ------ 89.93 26.80 7.26 31.99 10.28 329 181 Average

Mode	36	
	Band Edge - R	
	2400-2483.5_802.11ax HE40_CH3_2422MHz	
ANT	1 + 2	
Pol.	Vertical	Fundamental
Peak	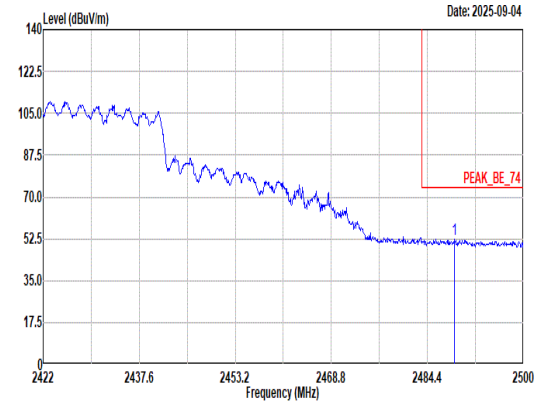 Site : 03CH23-HY Condition: PEAK_BE_74 3m DRH18-E_LE2C05A18EN_250702 VERTICAL : RBW:1000.000kHz VBW:3000.000kHz SWT:Auto Limit Read Ant Cable Preamp Aux APos TPos Freq Level Line Margin Level Factor Loss Factor Factor Remark MHz dBuV/m dBuV/m dB dBuV dB/m dB dB dB cm deg 1 2488.85 52.28 74.00 -21.72 39.78 26.89 7.35 32.03 10.29 329 181 Peak	Blank
Avg	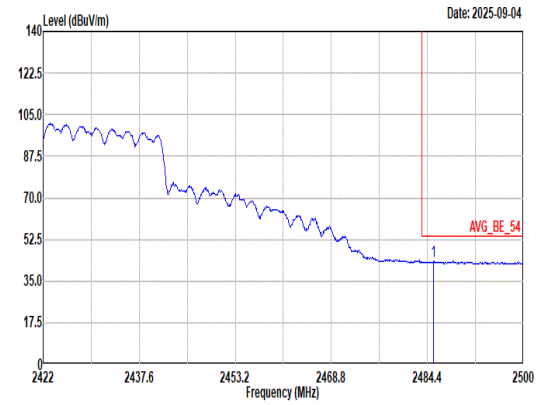 Site : 03CH23-HY Condition: AVG_BE_54 3m DRH18-E_LE2C05A18EN_250702 VERTICAL : RBW:1000.000kHz VBW:3.300kHz SWT:Auto Limit Read Ant Cable Preamp Aux APos TPos Freq Level Line Margin Level Factor Loss Factor Factor Remark MHz dBuV/m dBuV/m dB dBuV dB/m dB dB dB cm deg 1 2485.41 43.27 54.00 -10.73 30.82 26.85 7.34 32.03 10.29 329 181 Average	Blank

Mode	36	
	Harmonic	
	2400-2483.5_802.11ax HE40_CH3_2422MHz	
ANT	1 + 2	
Pol.	Horizontal	Vertical
Peak Avg	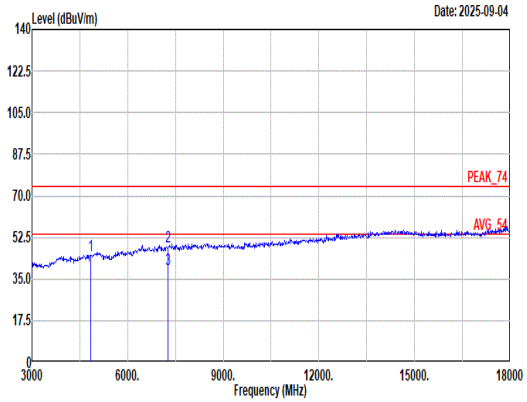 Site : 03CH23-HY Condition: PEAK_74 3m DRH18-E_LE2C05A18EN_250702 HORIZONTAL Freq Level Limit Line Margin Read Level Ant Factor Cable Loss Preamp Factor Aux Factor APos TPos Remark MHz dBuV/m dBuV/m dB dBuV dB/m dB dB dB cm deg 1 4844.00 44.87 74.00 -29.13 33.64 32.49 10.19 33.16 1.71 -- -- Peak 2 7266.00 48.67 74.00 -25.33 33.22 37.00 12.47 35.95 1.93 -- -- Peak 3 7266.00 38.90 54.00 -15.10 23.45 37.00 12.47 35.95 1.93 -- -- Average	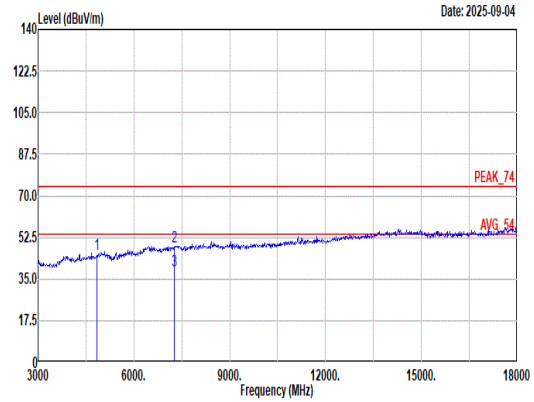 Site : 03CH23-HY Condition: PEAK_74 3m DRH18-E_LE2C05A18EN_250702 VERTICAL Freq Level Limit Line Margin Read Level Ant Factor Cable Loss Preamp Factor Aux Factor APos TPos Remark MHz dBuV/m dBuV/m dB dBuV dB/m dB dB dB cm deg 1 4844.00 45.59 74.00 -28.41 34.36 32.49 10.19 33.16 1.71 -- -- Peak 2 7266.00 48.59 74.00 -25.41 33.14 37.00 12.47 35.95 1.93 -- -- Peak 3 7266.00 38.83 54.00 -15.17 23.38 37.00 12.47 35.95 1.93 -- -- Average

Mode	36	
	Harmonic	
	2400-2483.5_802.11ax HE40_CH3_2422MHz	
ANT	1 + 2	
Pol.	Horizontal	Vertical
10.6G ~18G Avg	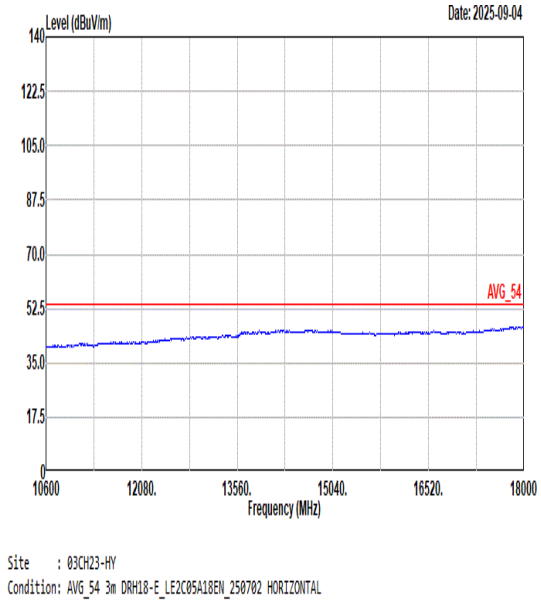	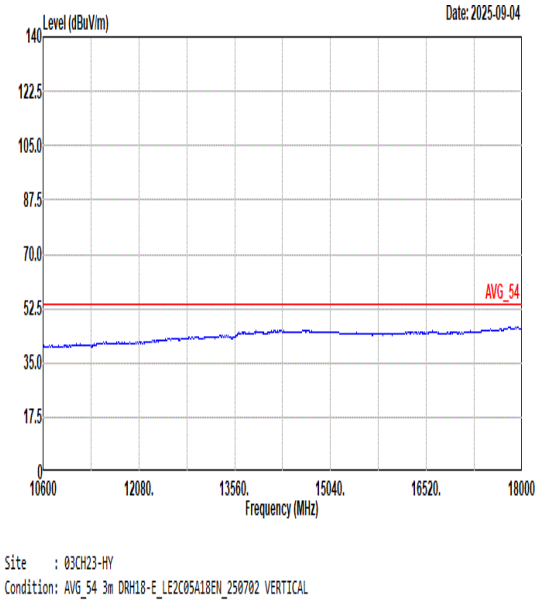

Mode	37	
	Band Edge - L	
	2400-2483.5_802.11ax HE40_CH6_2437MHz	
ANT	1 + 2	
Pol.	Horizontal	Fundamental
Peak	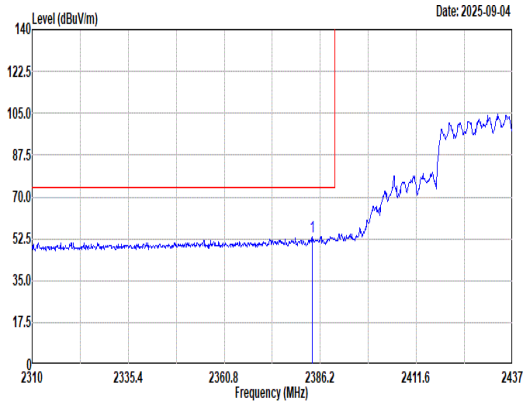 Site : 03CH23-HY Condition: PEAK_BE_74 3m DRH18-E_LE2C05A18EN_250702 HORIZONTAL : RBW:1000.000kHz VBW:3000.000kHz SWT:Auto Freq Level Limit Line Margin Read Level Ant Factor Cable Loss Preamp Factor Aux Factor APos TPos Remark MHz dBuV/m dBuV/m dB dBuV dB/m dB dB dB cm deg 1 2384.17 53.60 74.00 -20.40 41.28 26.80 7.20 31.96 10.28 378 131 Peak	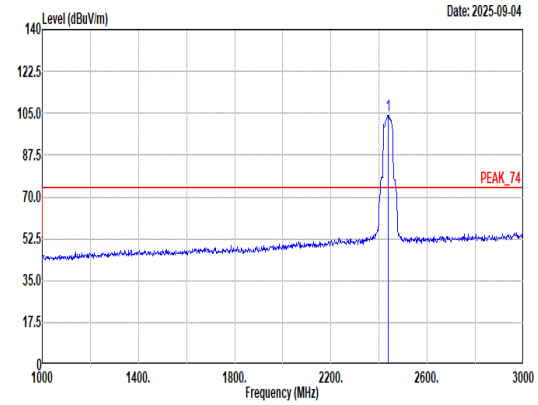 Site : 03CH23-HY Condition: PEAK_74 3m DRH18-E_LE2C05A18EN_250702 HORIZONTAL : RBW:1000.000kHz VBW:3000.000kHz SWT:Auto Freq Level Limit Line Margin Read Level Ant Factor Cable Loss Preamp Factor Aux Factor APos TPos Remark MHz dBuV/m dBuV/m dB dBuV dB/m dB dB dB cm deg 1 2437.00 104.14 ------ ------ 91.82 26.76 7.28 32.00 10.28 378 131 Peak
Avg	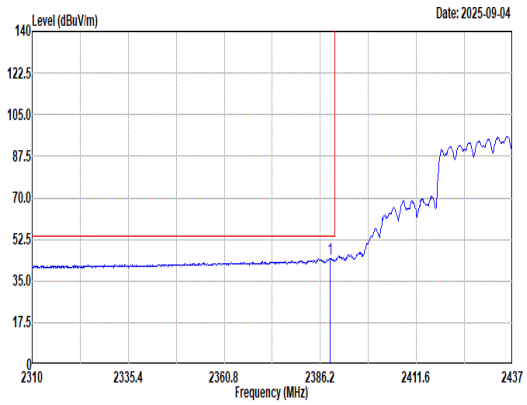 Site : 03CH23-HY Condition: AVG_BE_54 3m DRH18-E_LE2C05A18EN_250702 HORIZONTAL : RBW:1000.000kHz VBW:3.300kHz SWT:Auto Freq Level Limit Line Margin Read Level Ant Factor Cable Loss Preamp Factor Aux Factor APos TPos Remark MHz dBuV/m dBuV/m dB dBuV dB/m dB dB dB cm deg 1 2388.87 44.55 54.00 -9.45 32.22 26.80 7.21 31.96 10.28 378 131 Average	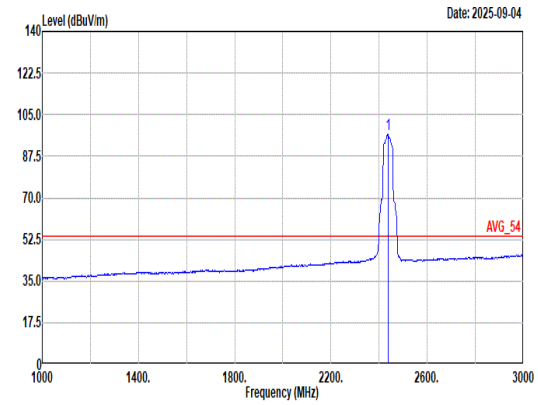 Site : 03CH23-HY Condition: AVG_54 3m DRH18-E_LE2C05A18EN_250702 HORIZONTAL : RBW:1000.000kHz VBW:3.300kHz SWT:Auto Freq Level Limit Line Margin Read Level Ant Factor Cable Loss Preamp Factor Aux Factor APos TPos Remark MHz dBuV/m dBuV/m dB dBuV dB/m dB dB dB cm deg 1 2437.00 96.82 ------ ------ 84.50 26.76 7.28 32.00 10.28 378 131 Average

Mode	37	
	Band Edge - R	
	2400-2483.5_802.11ax HE40_CH6_2437MHz	
ANT	1 + 2	
Pol.	Horizontal	Fundamental
Peak	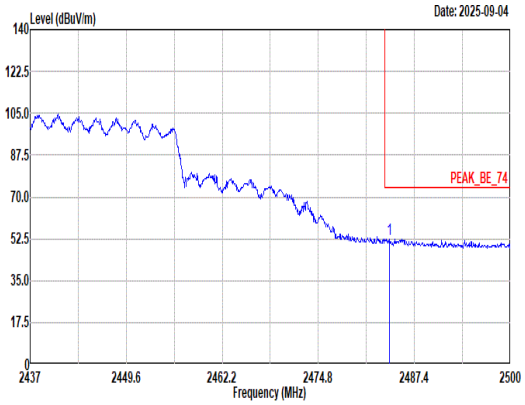 Site : 03CH23-HY Condition: PEAK_BE_74 3m DRH18-E_LE2C05A18EN_250702 HORIZONTAL : RBW:1000.000kHz VBW:3000.000kHz SWT:Auto Limit Read Ant Cable Preamp Aux APos TPos Freq Level Line Margin Level Factor Loss Factor Factor Remark MHz dBuV/m dBuV/m dB dBuV dB/m dB dB dB cm deg 1 2484.12 52.54 74.00 -21.46 40.10 26.84 7.34 32.03 10.29 378 131 Peak	Blank
Avg	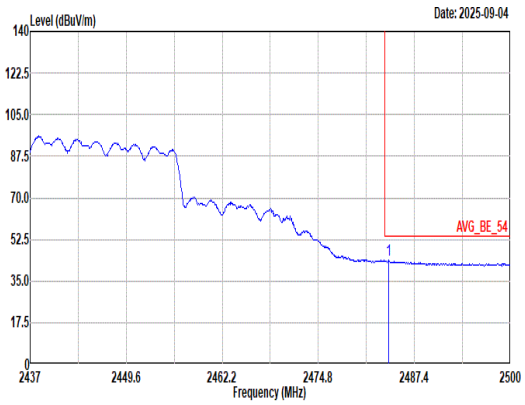 Site : 03CH23-HY Condition: AVG_BE_54 3m DRH18-E_LE2C05A18EN_250702 HORIZONTAL : RBW:1000.000kHz VBW:3.300kHz SWT:Auto Limit Read Ant Cable Preamp Aux APos TPos Freq Level Line Margin Level Factor Loss Factor Factor Remark MHz dBuV/m dBuV/m dB dBuV dB/m dB dB dB cm deg 1 2484.06 43.74 54.00 -10.26 31.30 26.84 7.34 32.03 10.29 378 131 Average	Blank

Mode	37	
	Band Edge - L	
	2400-2483.5_802.11ax HE40_CH6_2437MHz	
ANT	1 + 2	
Pol.	Vertical	Fundamental
Peak	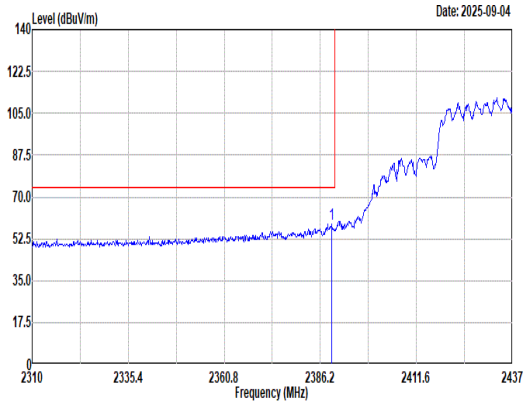 Site : 03CH23-HY Condition: PEAK_BE_74 3m DRH18-E_LE2C05A18EN_250702 VERTICAL : RBW:1000.000kHz VBW:3000.000kHz SWT:Auto Freq Level Limit Line Margin Read Level Ant Factor Cable Loss Preamp Factor Aux Factor APos TPos Remark MHz dBuV/m dBuV/m dB dBuV dB/m dB dB dB cm deg 1 2389.25 58.64 74.00 -15.36 46.31 26.80 7.21 31.96 10.28 287 164 Peak	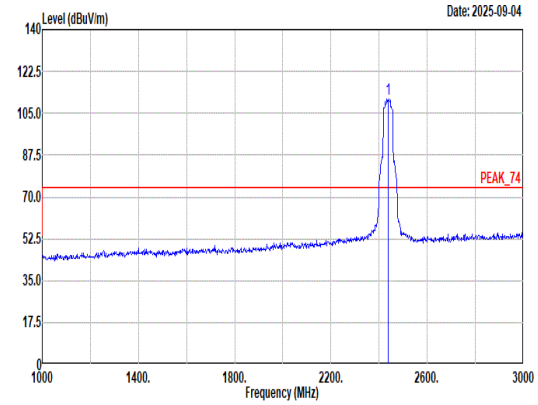 Site : 03CH23-HY Condition: PEAK_74 3m DRH18-E_LE2C05A18EN_250702 VERTICAL : RBW:1000.000kHz VBW:3000.000kHz SWT:Auto Freq Level Limit Line Margin Read Level Ant Factor Cable Loss Preamp Factor Aux Factor APos TPos Remark MHz dBuV/m dBuV/m dB dBuV dB/m dB dB dB cm deg 1 2437.00 111.13 ------ ------ 98.85 26.72 7.27 31.99 10.28 287 164 Peak
Avg	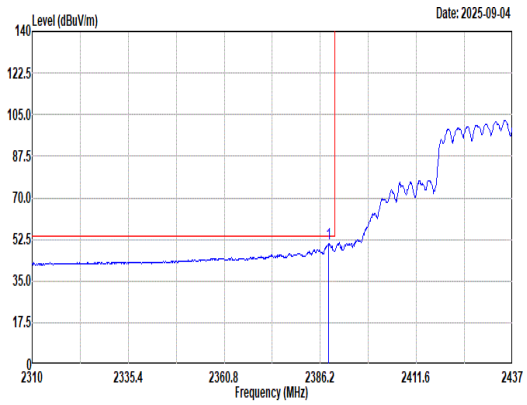 Site : 03CH23-HY Condition: AVG_BE_54 3m DRH18-E_LE2C05A18EN_250702 VERTICAL : RBW:1000.000kHz VBW:3.300kHz SWT:Auto Freq Level Limit Line Margin Read Level Ant Factor Cable Loss Preamp Factor Aux Factor APos TPos Remark MHz dBuV/m dBuV/m dB dBuV dB/m dB dB dB cm deg 1 2388.36 50.51 54.00 -3.49 38.18 26.80 7.21 31.96 10.28 287 164 Average	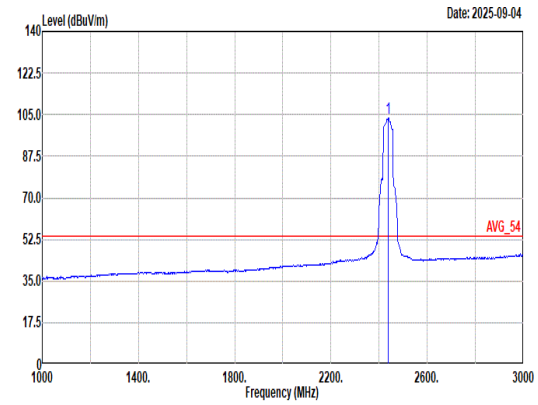 Site : 03CH23-HY Condition: AVG_54 3m DRH18-E_LE2C05A18EN_250702 VERTICAL : RBW:1000.000kHz VBW:3.300kHz SWT:Auto Freq Level Limit Line Margin Read Level Ant Factor Cable Loss Preamp Factor Aux Factor APos TPos Remark MHz dBuV/m dBuV/m dB dBuV dB/m dB dB dB cm deg 1 2437.00 103.46 ------ ------ 91.12 26.78 7.28 32.00 10.28 287 164 Average

Mode	37	
	Band Edge - R	
	2400-2483.5_802.11ax HE40_CH6_2437MHz	
ANT	1 + 2	
Pol.	Vertical	Fundamental
Peak	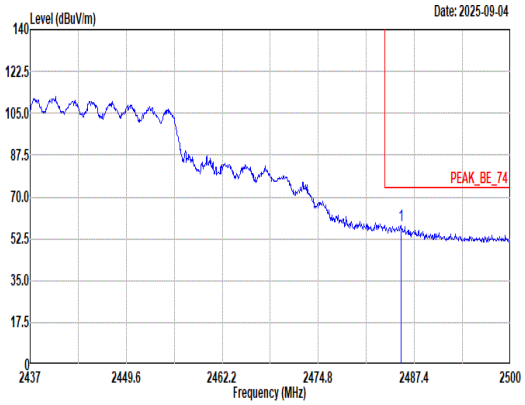 Site : 03CH23-HY Condition: PEAK_BE_74 3m DRH18-E_LE2C05A18EN_250702 VERTICAL : RBW:1000.000kHz VBW:3000.000kHz SWT:Auto Freq Level Limit Line Margin Read Level Ant Factor Cable Loss Preamp Factor Aux Factor APos TPos Remark MHz dBuV/m dBuV/m dB dBuV dB/m dB dB dB cm deg 1 2485.64 57.85 74.00 -16.15 45.39 26.86 7.34 32.03 10.29 287 164 Peak	Blank
Avg	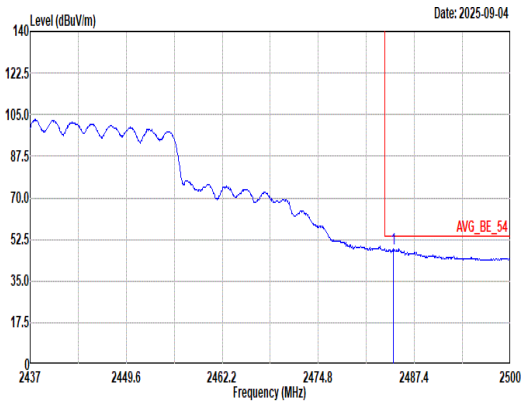 Site : 03CH23-HY Condition: AVG_BE_54 3m DRH18-E_LE2C05A18EN_250702 VERTICAL : RBW:1000.000kHz VBW:3.300kHz SWT:Auto Freq Level Limit Line Margin Read Level Ant Factor Cable Loss Preamp Factor Aux Factor APos TPos Remark MHz dBuV/m dBuV/m dB dBuV dB/m dB dB dB cm deg 1 2484.63 48.43 54.00 -5.57 35.98 26.85 7.34 32.03 10.29 287 164 Average	Blank

Mode	37	
	Harmonic	
	2400-2483.5_802.11ax HE40_CH6_2437MHz	
ANT	1 + 2	
Pol.	Horizontal	Vertical
Peak Avg	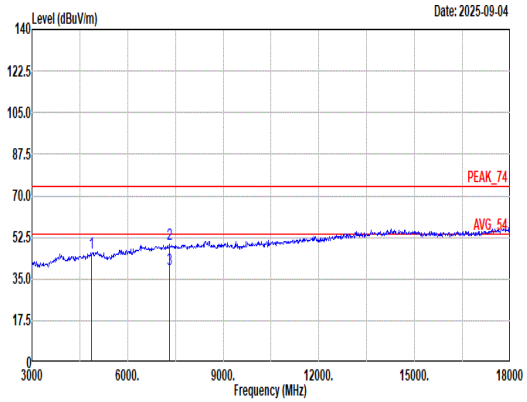 Site : 03CH23-HY Condition: PEAK_74 3m DRH18-E_LE2C05A18EN_250702 HORIZONTAL Freq Level Limit Line Margin Read Level Ant Factor Cable Loss Preamp Factor Aux Factor APos TPos Remark MHz dBuV/m dBuV/m dB dBuV dB/m dB dB dB cm deg 1 4874.00 45.89 74.00 -28.11 34.51 32.60 10.24 33.17 1.71 -- -- Peak 2 7311.00 49.65 74.00 -24.35 33.97 37.24 12.49 35.98 1.93 -- -- Peak 3 7311.00 39.20 54.00 -14.80 23.52 37.24 12.49 35.98 1.93 -- -- Average	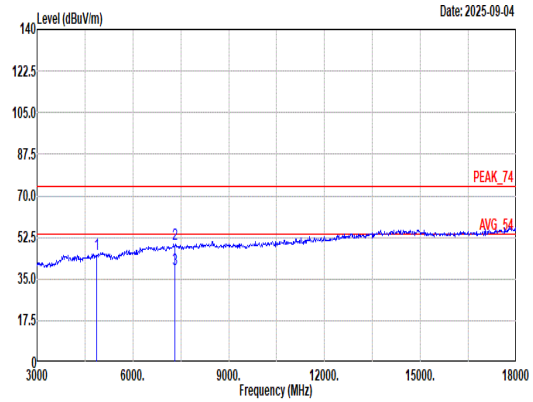 Site : 03CH23-HY Condition: PEAK_74 3m DRH18-E_LE2C05A18EN_250702 VERTICAL Freq Level Limit Line Margin Read Level Ant Factor Cable Loss Preamp Factor Aux Factor APos TPos Remark MHz dBuV/m dBuV/m dB dBuV dB/m dB dB dB cm deg 1 4874.00 45.59 74.00 -28.41 34.21 32.60 10.24 33.17 1.71 -- -- Peak 2 7311.00 49.50 74.00 -24.50 33.82 37.24 12.49 35.98 1.93 -- -- Peak 3 7311.00 39.31 54.00 -14.69 23.63 37.24 12.49 35.98 1.93 -- -- Average

Mode	37	
	Harmonic	
	2400-2483.5_802.11ax HE40_CH6_2437MHz	
ANT	1 + 2	
Pol.	Horizontal	Vertical
10.6G ~18G Avg	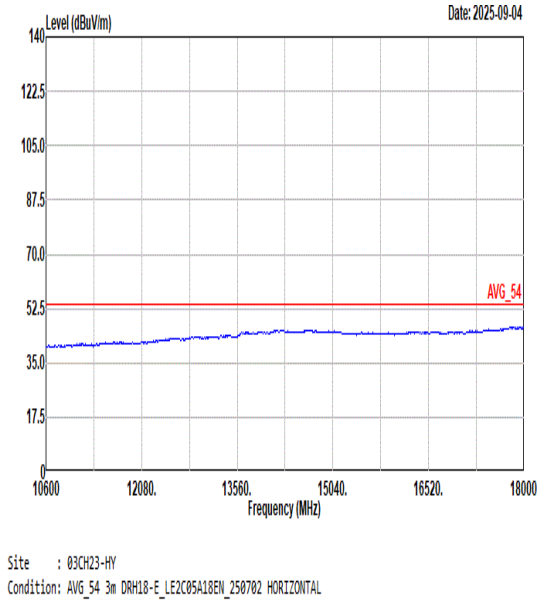	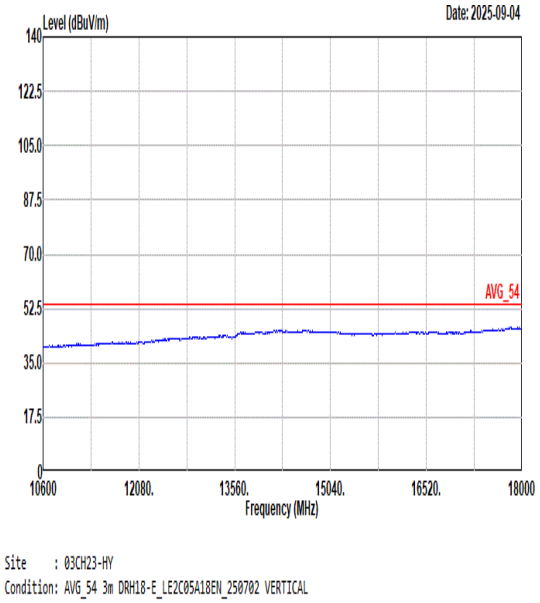

Mode	38	
	Band Edge - L	
	2400-2483.5_802.11ax HE40_CH9_2452MHz	
ANT	1 + 2	
Pol.	Horizontal	Fundamental
Peak	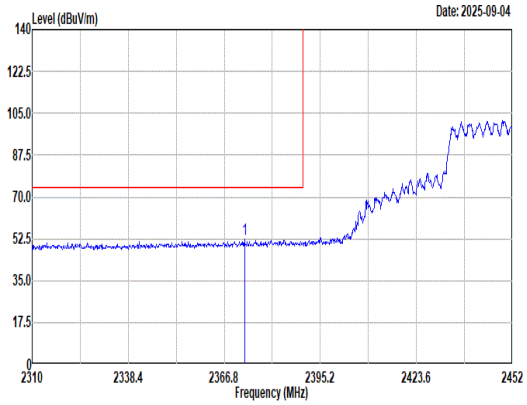 Site : 03CH23-HY Condition: PEAK_BE_74 3m DRH18-E_LE2C05A18EN_250702 HORIZONTAL : RBW:1000.000kHz VBW:3000.000kHz SWT:Auto Freq Level Limit Line Margin Read Level Ant Factor Cable Loss Preamp Factor Aux Factor APos TPos Remark MHz dBuV/m dBuV/m dB dBuV dB/m dB dB dB cm deg 1 2372.76 52.18 74.00 -21.82 39.79 26.87 7.19 31.95 10.28 400 134 Peak	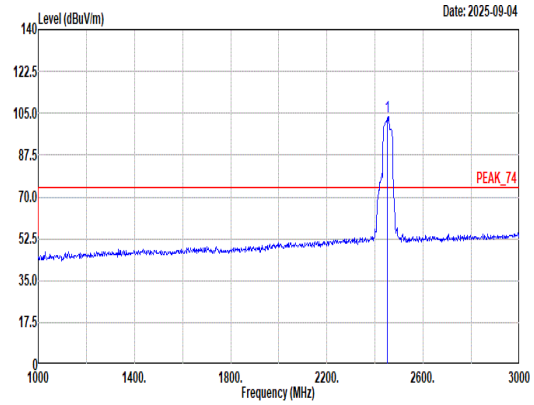 Site : 03CH23-HY Condition: PEAK_74 3m DRH18-E_LE2C05A18EN_250702 HORIZONTAL : RBW:1000.000kHz VBW:3000.000kHz SWT:Auto Freq Level Limit Line Margin Read Level Ant Factor Cable Loss Preamp Factor Aux Factor APos TPos Remark MHz dBuV/m dBuV/m dB dBuV dB/m dB dB dB cm deg 1 2452.00 103.44 ------ ------ 91.00 26.86 7.30 32.01 10.29 400 134 Peak
Avg	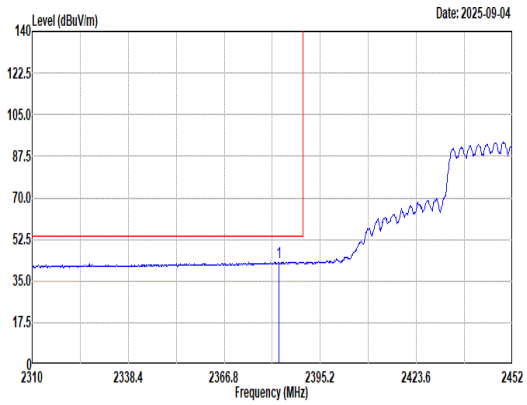 Site : 03CH23-HY Condition: AVG_BE_54 3m DRH18-E_LE2C05A18EN_250702 HORIZONTAL : RBW:1000.000kHz VBW:3.300kHz SWT:Auto Freq Level Limit Line Margin Read Level Ant Factor Cable Loss Preamp Factor Aux Factor APos TPos Remark MHz dBuV/m dBuV/m dB dBuV dB/m dB dB dB cm deg 1 2382.99 42.94 54.00 -11.06 30.62 26.80 7.20 31.96 10.28 400 134 Average	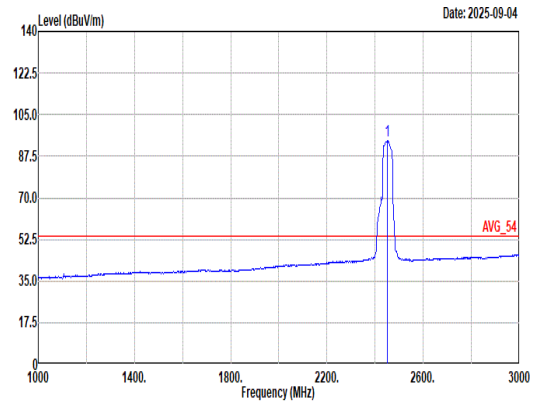 Site : 03CH23-HY Condition: AVG_54 3m DRH18-E_LE2C05A18EN_250702 HORIZONTAL : RBW:1000.000kHz VBW:3.300kHz SWT:Auto Freq Level Limit Line Margin Read Level Ant Factor Cable Loss Preamp Factor Aux Factor APos TPos Remark MHz dBuV/m dBuV/m dB dBuV dB/m dB dB dB cm deg 1 2452.00 94.22 ------ ------ 81.75 26.90 7.30 32.01 10.28 400 134 Average

Mode	38	
	Band Edge - R	
	2400-2483.5_802.11ax HE40_CH9_2452MHz	
ANT	1 + 2	
Pol.	Horizontal	Fundamental
Peak	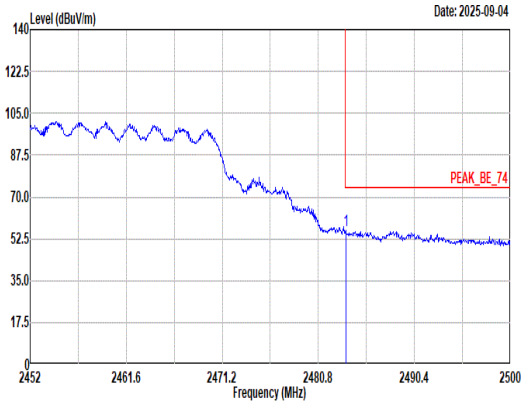 Site : 03CH23-HY Condition: PEAK_BE_74 3m DRH18-E_LE2C05A18EN_250702 HORIZONTAL : RBW:1000.000kHz VBW:3000.000kHz SWT:Auto Limit Read Ant Cable Preamp Aux APos TPos Freq Level Line Margin Level Factor Loss Factor Factor Remark MHz dBuV/m dBuV/m dB dBuV dB/m dB dB dB cm deg 1 2483.54 55.87 74.00 -18.13 43.43 26.84 7.34 32.03 10.29 400 134 Peak	Blank
Avg	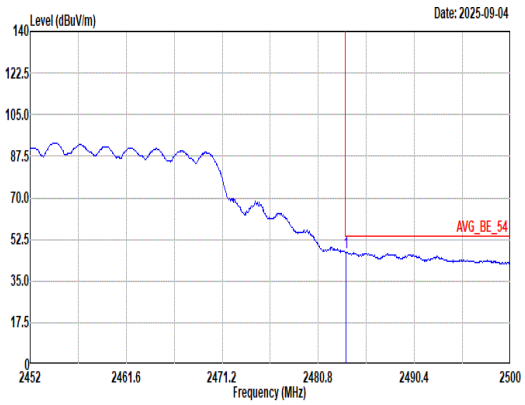 Site : 03CH23-HY Condition: AVG_BE_54 3m DRH18-E_LE2C05A18EN_250702 HORIZONTAL : RBW:1000.000kHz VBW:3.300kHz SWT:Auto Limit Read Ant Cable Preamp Aux APos TPos Freq Level Line Margin Level Factor Loss Factor Factor Remark MHz dBuV/m dBuV/m dB dBuV dB/m dB dB dB cm deg 1 2483.54 47.08 54.00 -6.92 34.64 26.84 7.34 32.03 10.29 400 134 Average	Blank

Mode	38	
	Band Edge - L	
	2400-2483.5_802.11ax HE40_CH9_2452MHz	
ANT	1 + 2	
Pol.	Vertical	Fundamental
Peak	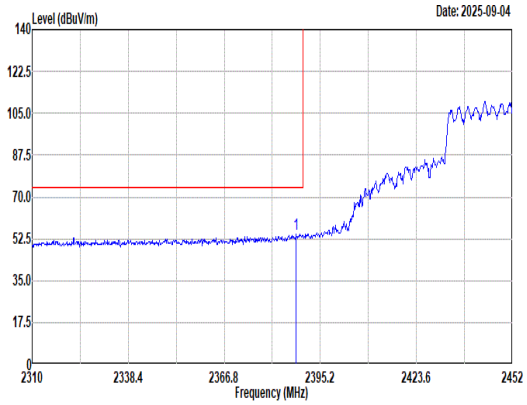 Site : 03CH23-HY Condition: PEAK_BE_74 3m DRH18-E_LE2C05A18EN_250702 VERTICAL : RBW:1000.000kHz VBW:3000.000kHz SWT:Auto Freq Level Limit Line Margin Read Level Ant Factor Cable Loss Preamp Factor Aux Factor APos TPos Remark MHz dBuV/m dBuV/m dB dBuV dB/m dB dB dB cm deg 1 2388.10 54.35 74.00 -19.65 42.02 26.80 7.21 31.96 10.28 300 170 Peak	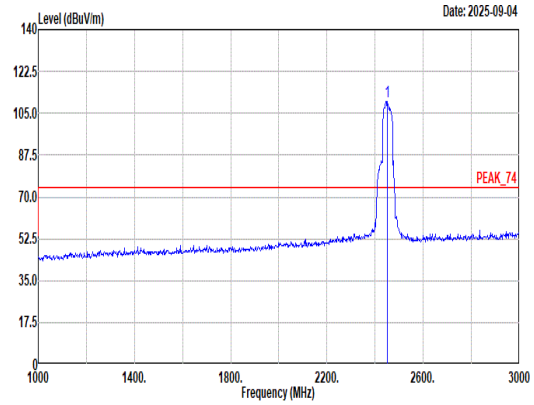 Site : 03CH23-HY Condition: PEAK_74 3m DRH18-E_LE2C05A18EN_250702 VERTICAL : RBW:1000.000kHz VBW:3000.000kHz SWT:Auto Freq Level Limit Line Margin Read Level Ant Factor Cable Loss Preamp Factor Aux Factor APos TPos Remark MHz dBuV/m dBuV/m dB dBuV dB/m dB dB dB cm deg 1 2452.00 110.13 ------ ------ 97.67 26.88 7.30 32.01 10.29 300 170 Peak
Avg	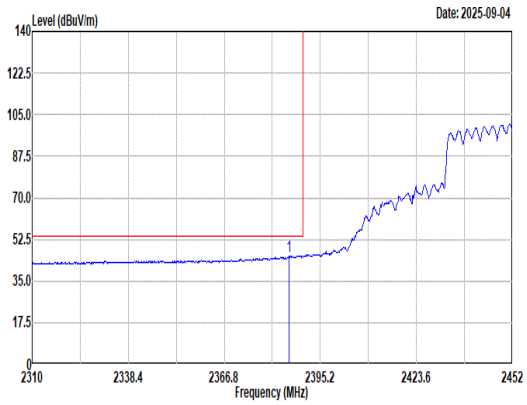 Site : 03CH23-HY Condition: AVG_BE_54 3m DRH18-E_LE2C05A18EN_250702 VERTICAL : RBW:1000.000kHz VBW:3.300kHz SWT:Auto Freq Level Limit Line Margin Read Level Ant Factor Cable Loss Preamp Factor Aux Factor APos TPos Remark MHz dBuV/m dBuV/m dB dBuV dB/m dB dB dB cm deg 1 2385.83 45.56 54.00 -8.44 33.23 26.80 7.21 31.96 10.28 300 170 Average	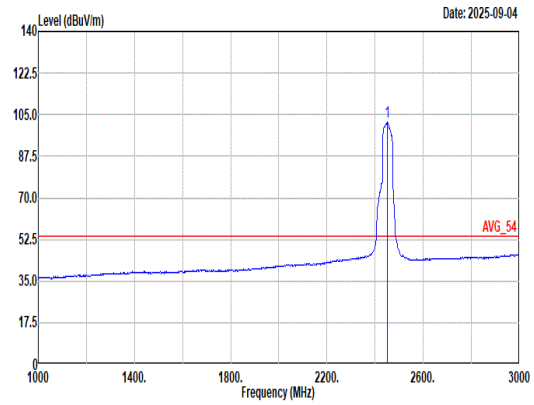 Site : 03CH23-HY Condition: AVG_54 3m DRH18-E_LE2C05A18EN_250702 VERTICAL : RBW:1000.000kHz VBW:3.300kHz SWT:Auto Freq Level Limit Line Margin Read Level Ant Factor Cable Loss Preamp Factor Aux Factor APos TPos Remark MHz dBuV/m dBuV/m dB dBuV dB/m dB dB dB cm deg 1 2452.00 101.78 ------ ------ 89.32 26.88 7.30 32.01 10.29 300 170 Average

Mode	38	
	Band Edge - R	
	2400-2483.5_802.11ax HE40_CH9_2452MHz	
ANT	1 + 2	
Pol.	Vertical	Fundamental
Peak	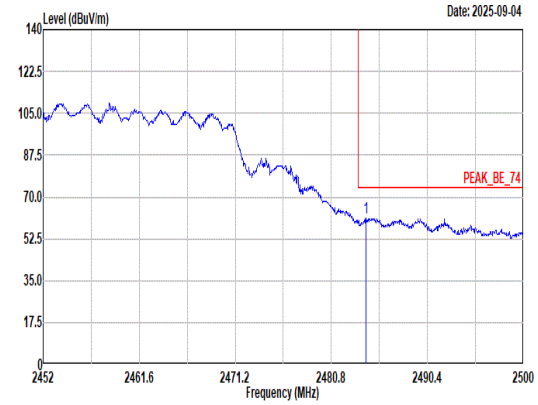 Site : 03CH23-HY Condition: PEAK_BE_74 3m DRH18-E_LE2C05A18EN_250702 VERTICAL : RBW:1000.000kHz VBW:3000.000kHz SWT:Auto Limit Read Ant Cable Preamp Aux APos TPos Freq Level Line Margin Level Factor Loss Factor Factor Remark MHz dBuV/m dBuV/m dB dBuV dB/m dB dB dB cm deg 1 2484.26 61.03 74.00 -12.97 48.59 26.84 7.34 32.03 10.29 300 170 Peak	Blank
Avg	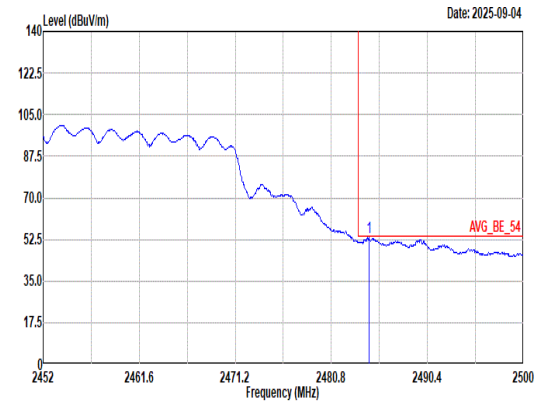 Site : 03CH23-HY Condition: AVG_BE_54 3m DRH18-E_LE2C05A18EN_250702 VERTICAL : RBW:1000.000kHz VBW:3.300kHz SWT:Auto Limit Read Ant Cable Preamp Aux APos TPos Freq Level Line Margin Level Factor Loss Factor Factor Remark MHz dBuV/m dBuV/m dB dBuV dB/m dB dB dB cm deg 1 2484.54 53.34 54.00 -0.66 40.89 26.85 7.34 32.03 10.29 300 170 Average	Blank

Mode	38	
	Harmonic	
	2400-2483.5_802.11ax HE40_CH9_2452MHz	
ANT	1 + 2	
Pol.	Horizontal	Vertical
Peak Avg	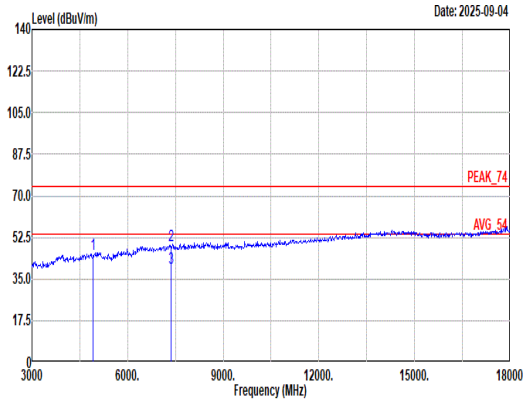 Site : 03CH23-HY Condition: PEAK_74 3m DRH18-E_LE2C05A18EN_250702 HORIZONTAL Freq Level Limit Line Margin Read Level Ant Factor Cable Loss Preamp Factor Aux Factor APos TPos Remark MHz dBuV/m dBuV/m dB dBuV dB/m dB dB dB cm deg 1 4904.00 45.42 74.00 -28.58 33.87 32.72 10.29 33.17 1.71 -- -- Peak 2 7356.00 49.20 74.00 -24.80 33.37 37.39 12.51 36.01 1.94 -- -- Peak 3 7356.00 39.53 54.00 -14.47 23.70 37.39 12.51 36.01 1.94 -- -- Average	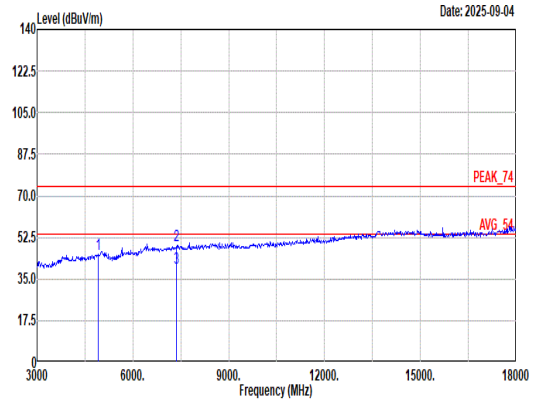 Site : 03CH23-HY Condition: PEAK_74 3m DRH18-E_LE2C05A18EN_250702 VERTICAL Freq Level Limit Line Margin Read Level Ant Factor Cable Loss Preamp Factor Aux Factor APos TPos Remark MHz dBuV/m dBuV/m dB dBuV dB/m dB dB dB cm deg 1 4904.00 45.24 74.00 -28.76 33.69 32.72 10.29 33.17 1.71 -- -- Peak 2 7356.00 48.89 74.00 -25.11 33.06 37.39 12.51 36.01 1.94 -- -- Peak 3 7356.00 39.47 54.00 -14.53 23.64 37.39 12.51 36.01 1.94 -- -- Average

Mode	38	
	Harmonic	
	2400-2483.5_802.11ax HE40_CH9_2452MHz	
ANT	1 + 2	
Pol.	Horizontal	Vertical
10.6G ~18G Avg	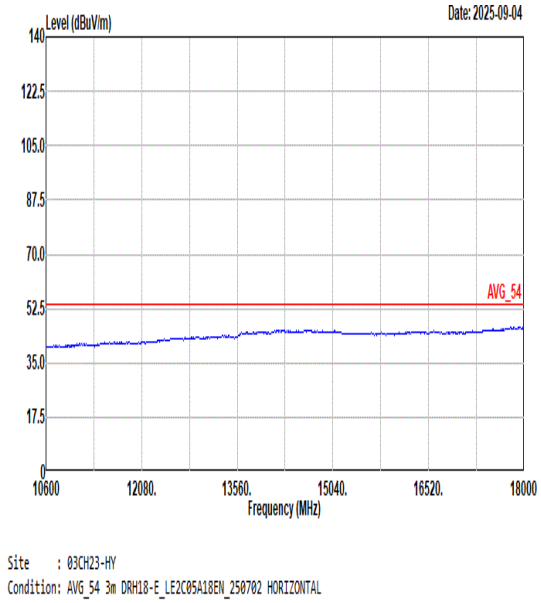	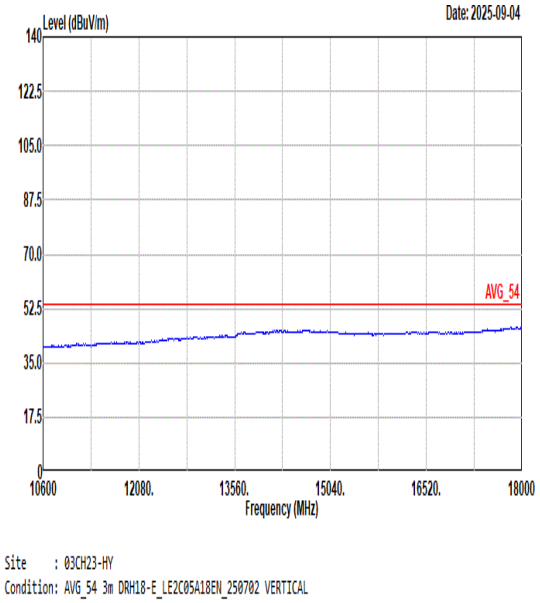

Mode	39	
	Band Edge - L	
	2400-2483.5_802.11ax HE40_CH10_2457MHz	
ANT	1 + 2	
Pol.	Horizontal	Fundamental
Peak	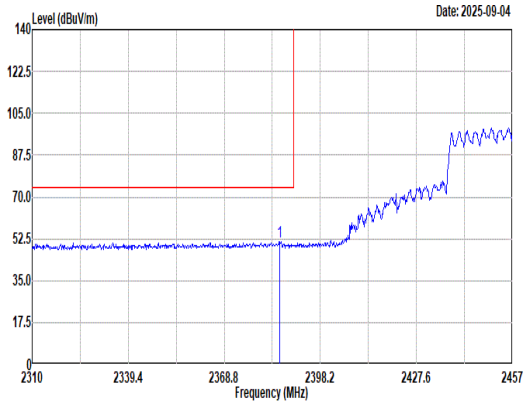 Site : 03CH23-HY Condition: PEAK_BE_74 3m DRH18-E_LE2C05A18EN_250702 HORIZONTAL : RBW:1000.000kHz VBW:3000.000kHz SWT:Auto Freq Level Limit Line Margin Read Level Ant Factor Cable Loss Preamp Factor Aux Factor APos TPos Remark MHz dBuV/m dBuV/m dB dBuV dB/m dB dB dB cm deg 1 2385.85 51.23 74.00 -22.77 38.90 26.80 7.21 31.96 10.28 400 136 Peak	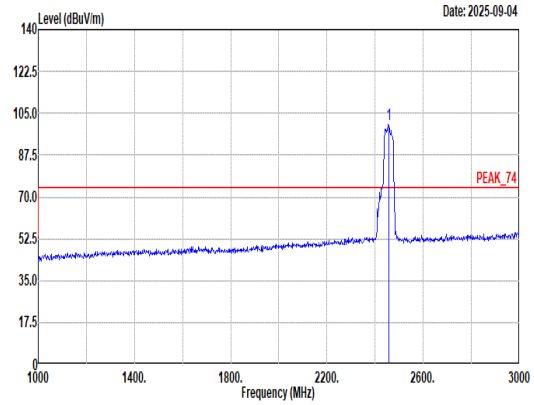 Site : 03CH23-HY Condition: PEAK_74 3m DRH18-E_LE2C05A18EN_250702 HORIZONTAL : RBW:1000.000kHz VBW:3000.000kHz SWT:Auto Freq Level Limit Line Margin Read Level Ant Factor Cable Loss Preamp Factor Aux Factor APos TPos Remark MHz dBuV/m dBuV/m dB dBuV dB/m dB dB dB cm deg 1 2457.00 100.37 ------ ------ 87.93 26.86 7.30 32.01 10.29 400 136 Peak
Avg	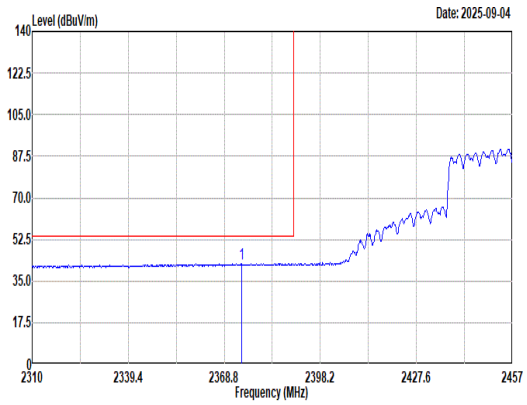 Site : 03CH23-HY Condition: AVG_BE_54 3m DRH18-E_LE2C05A18EN_250702 HORIZONTAL : RBW:1000.000kHz VBW:3.300kHz SWT:Auto Freq Level Limit Line Margin Read Level Ant Factor Cable Loss Preamp Factor Aux Factor APos TPos Remark MHz dBuV/m dBuV/m dB dBuV dB/m dB dB dB cm deg 1 2374.09 42.34 54.00 -11.66 29.96 26.86 7.19 31.95 10.28 400 136 Average	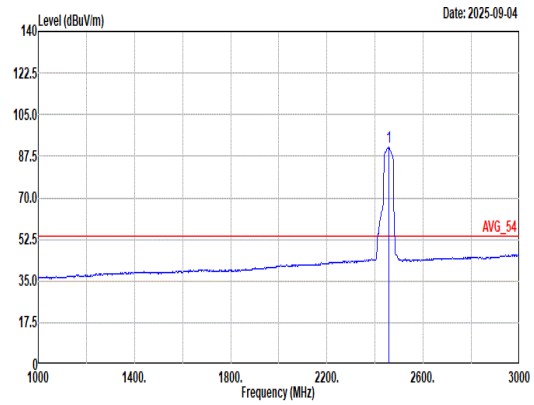 Site : 03CH23-HY Condition: AVG_54 3m DRH18-E_LE2C05A18EN_250702 HORIZONTAL : RBW:1000.000kHz VBW:3.300kHz SWT:Auto Freq Level Limit Line Margin Read Level Ant Factor Cable Loss Preamp Factor Aux Factor APos TPos Remark MHz dBuV/m dBuV/m dB dBuV dB/m dB dB dB cm deg 1 2457.00 91.15 ------ ------ 78.73 26.84 7.30 32.01 10.29 400 136 Average

Mode	39	
	Band Edge - R	
	2400-2483.5_802.11ax HE40_CH10_2457MHz	
ANT	1 + 2	
Pol.	Horizontal	Fundamental
Peak	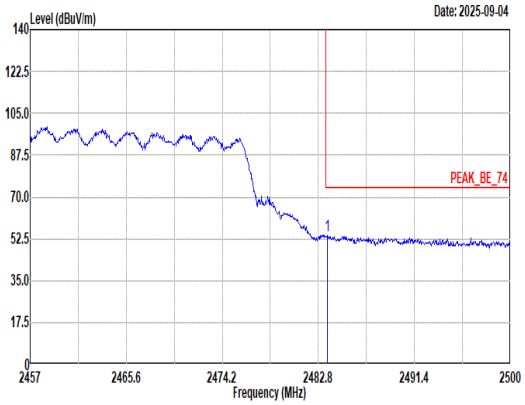 Site : 03CH23-HY Condition: PEAK_BE_74 3m DRH18-E_LE2C05A18EN_250702 HORIZONTAL : RBW:1000.000kHz VBW:3000.000kHz SWT:Auto Limit Read Ant Cable Preamp Aux APos TPos Freq Level Line Margin Level Factor Loss Factor Factor Remark MHz dBuV/m dBuV/m dB dBuV dB/m dB dB dB cm deg 1 2483.62 53.76 74.00 -20.24 41.32 26.84 7.34 32.03 10.29 400 136 Peak	Blank
Avg	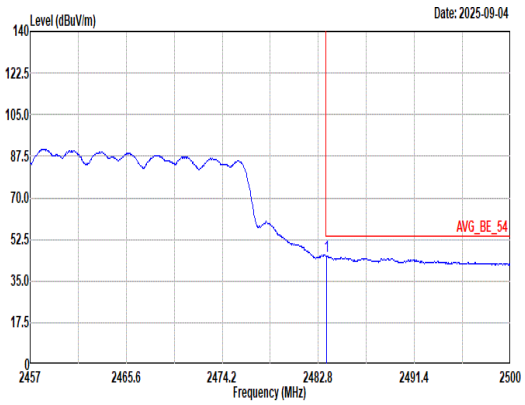 Site : 03CH23-HY Condition: AVG_BE_54 3m DRH18-E_LE2C05A18EN_250702 HORIZONTAL : RBW:1000.000kHz VBW:3.300kHz SWT:Auto Limit Read Ant Cable Preamp Aux APos TPos Freq Level Line Margin Level Factor Loss Factor Factor Remark MHz dBuV/m dBuV/m dB dBuV dB/m dB dB dB cm deg 1 2483.53 45.53 54.00 -8.47 33.09 26.84 7.34 32.03 10.29 400 136 Average	Blank

Mode	39	
	Band Edge - L	
	2400-2483.5_802.11ax HE40_CH10_2457MHz	
ANT	1 + 2	
Pol.	Vertical	Fundamental
Peak	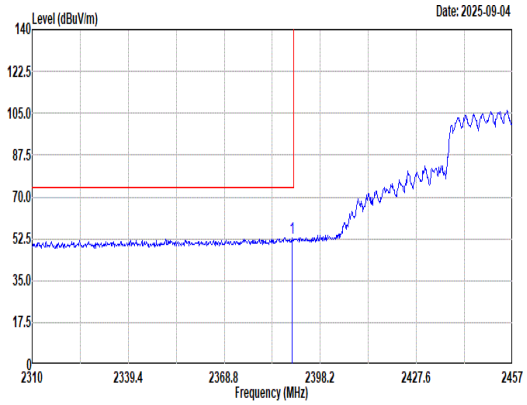 Site : 03CH23-HY Condition: PEAK_BE_74 3m DRH18-E_LE2C05A18EN_250702 VERTICAL : RBW:1000.000kHz VBW:3000.000kHz SWT:Auto Freq Level Limit Line Margin Read Level Ant Factor Cable Loss Preamp Factor Aux Factor APos TPos Remark MHz dBuV/m dBuV/m dB dBuV dB/m dB dB dB cm deg 1 2389.53 53.05 74.00 -20.95 40.72 26.80 7.21 31.96 10.28 300 161 Peak	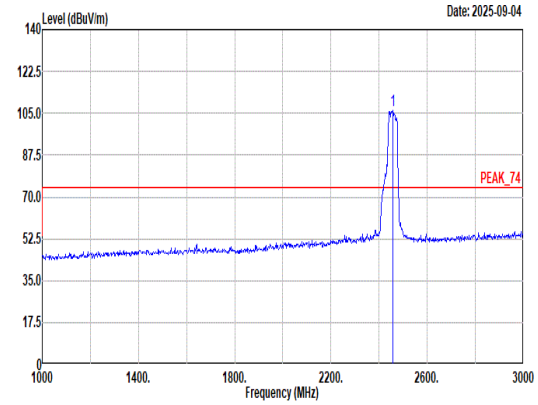 Site : 03CH23-HY Condition: PEAK_74 3m DRH18-E_LE2C05A18EN_250702 VERTICAL : RBW:1000.000kHz VBW:3000.000kHz SWT:Auto Freq Level Limit Line Margin Read Level Ant Factor Cable Loss Preamp Factor Aux Factor APos TPos Remark MHz dBuV/m dBuV/m dB dBuV dB/m dB dB dB cm deg 1 2457.00 106.24 ------ ------ 93.83 26.82 7.31 32.01 10.29 300 161 Peak
Avg	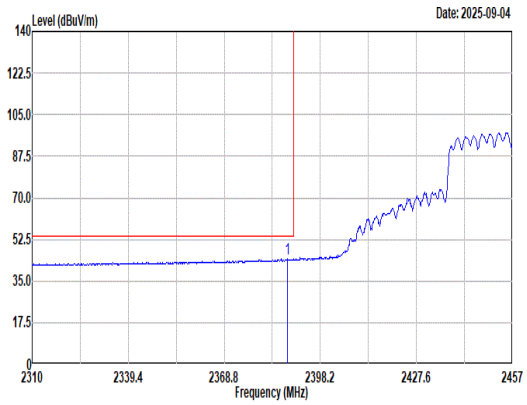 Site : 03CH23-HY Condition: AVG_BE_54 3m DRH18-E_LE2C05A18EN_250702 VERTICAL : RBW:1000.000kHz VBW:3.300kHz SWT:Auto Freq Level Limit Line Margin Read Level Ant Factor Cable Loss Preamp Factor Aux Factor APos TPos Remark MHz dBuV/m dBuV/m dB dBuV dB/m dB dB dB cm deg 1 2388.06 44.33 54.00 -9.67 32.00 26.80 7.21 31.96 10.28 300 161 Average	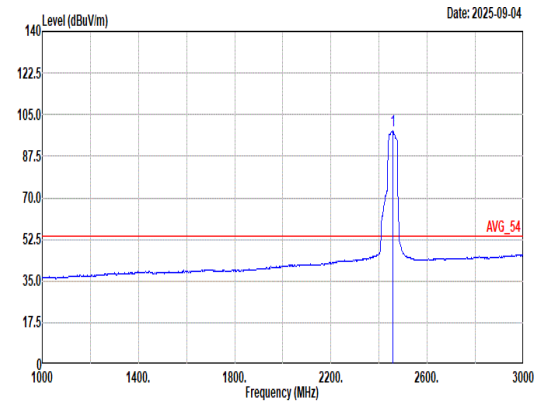 Site : 03CH23-HY Condition: AVG_54 3m DRH18-E_LE2C05A18EN_250702 VERTICAL : RBW:1000.000kHz VBW:3.300kHz SWT:Auto Freq Level Limit Line Margin Read Level Ant Factor Cable Loss Preamp Factor Aux Factor APos TPos Remark MHz dBuV/m dBuV/m dB dBuV dB/m dB dB dB cm deg 1 2457.00 98.33 ------ ------ 85.92 26.82 7.31 32.01 10.29 300 161 Average

Mode	39	
	Band Edge - R	
	2400-2483.5_802.11ax HE40_CH10_2457MHz	
ANT	1 + 2	
Pol.	Vertical	Fundamental
Peak	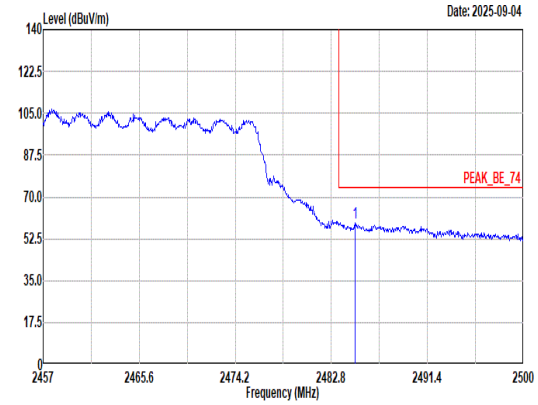 Site : 03CH23-HY Condition: PEAK_BE_74 3m DRH18-E_LE2C05A18EN_250702 VERTICAL : RBW:1000.000kHz VBW:3000.000kHz SWT:Auto Limit Read Ant Cable Preamp Aux APos TPos Freq Level Line Margin Level Factor Loss Factor Factor Remark MHz dBuV/m dBuV/m dB dBuV dB/m dB dB dB cm deg 1 2484.91 59.17 74.00 -14.83 46.72 26.85 7.34 32.03 10.29 300 161 Peak	Blank
Avg	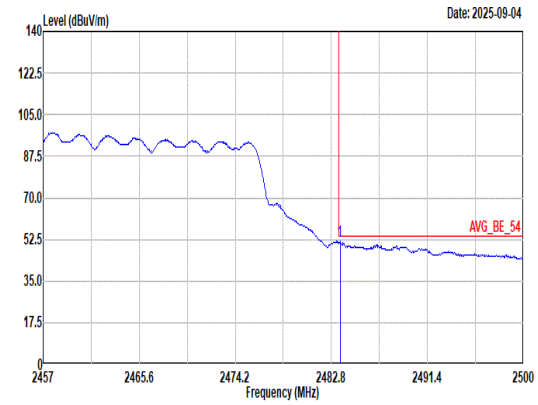 Site : 03CH23-HY Condition: AVG_BE_54 3m DRH18-E_LE2C05A18EN_250702 VERTICAL : RBW:1000.000kHz VBW:3.300kHz SWT:Auto Limit Read Ant Cable Preamp Aux APos TPos Freq Level Line Margin Level Factor Loss Factor Factor Remark MHz dBuV/m dBuV/m dB dBuV dB/m dB dB dB cm deg 1 2483.57 51.62 54.00 -2.38 39.18 26.84 7.34 32.03 10.29 300 161 Average	Blank

Mode	39	
	Harmonic	
	2400-2483.5_802.11ax HE40_CH10_2457MHz	
ANT	1 + 2	
Pol.	Horizontal	Vertical
Peak Avg	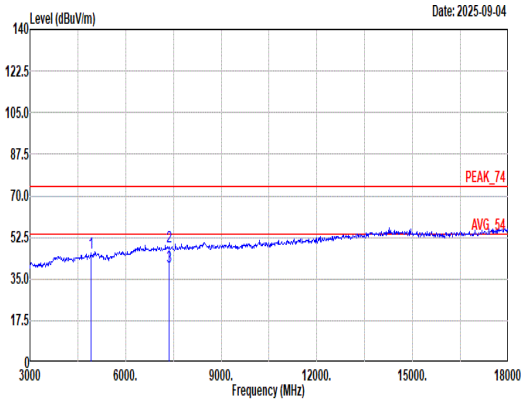 Site : 03CH23-HY Condition: PEAK_74 3m DRH18-E_LE2C05A18EN_250702 HORIZONTAL Freq Level Limit Line Margin Read Level Ant Factor Cable Loss Preamp Factor Aux Factor APos TPos Remark MHz dBuV/m dBuV/m dB dBuV dB/m dB dB dB cm deg 1 4914.00 45.86 74.00 -28.14 34.25 32.76 10.31 33.17 1.71 -- -- Peak 2 7371.00 48.87 74.00 -25.13 33.07 37.36 12.52 36.02 1.94 -- -- Peak 3 7371.00 40.14 54.00 -13.86 24.34 37.36 12.52 36.02 1.94 -- -- Average	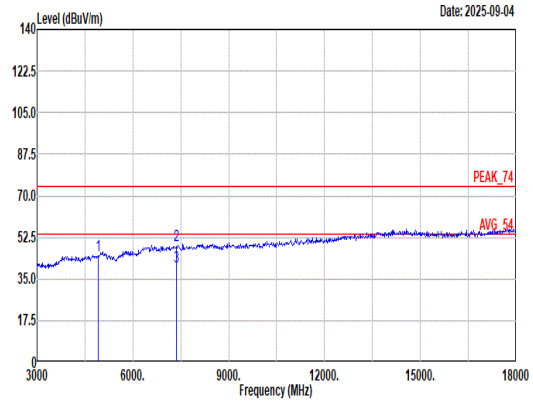 Site : 03CH23-HY Condition: PEAK_74 3m DRH18-E_LE2C05A18EN_250702 VERTICAL Freq Level Limit Line Margin Read Level Ant Factor Cable Loss Preamp Factor Aux Factor APos TPos Remark MHz dBuV/m dBuV/m dB dBuV dB/m dB dB dB cm deg 1 4914.00 45.06 74.00 -28.94 33.45 32.76 10.31 33.17 1.71 -- -- Peak 2 7371.00 48.97 74.00 -25.03 33.17 37.36 12.52 36.02 1.94 -- -- Peak 3 7371.00 40.20 54.00 -13.80 24.40 37.36 12.52 36.02 1.94 -- -- Average

Mode	39	
	Harmonic	
	2400-2483.5_802.11ax HE40_CH10_2457MHz	
ANT	1 + 2	
Pol.	Horizontal	Vertical
10.6G ~18G Avg	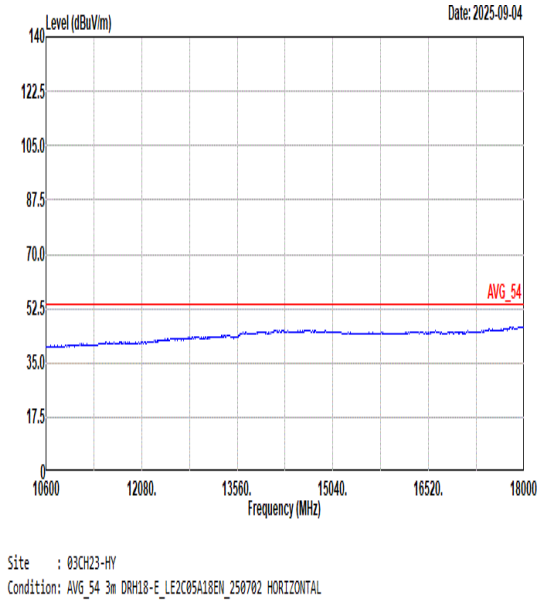	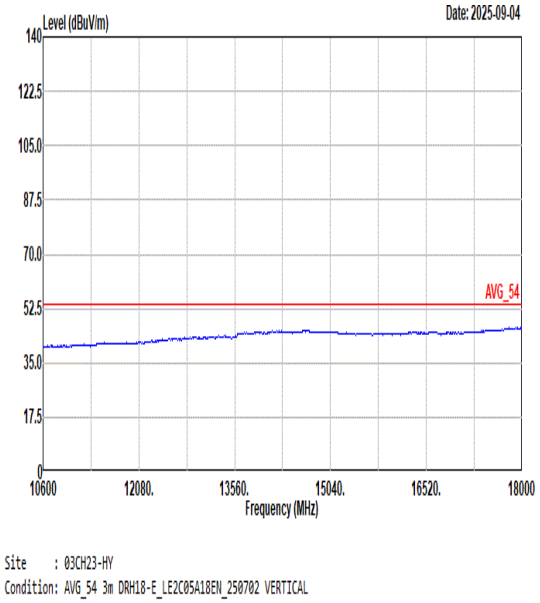

Mode	40	
	Band Edge - L	
	2400-2483.5_802.11ax HE40_CH11_2462MHz	
ANT	1 + 2	
Pol.	Horizontal	Fundamental
Peak	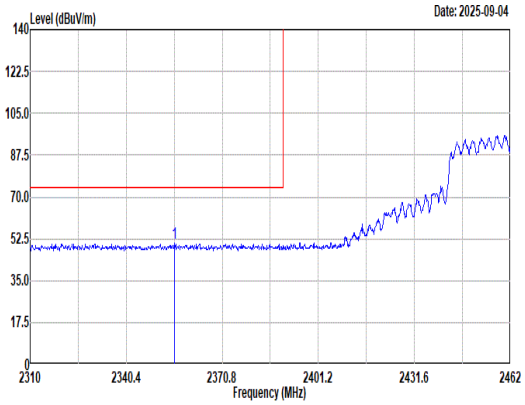 Site : 03CH23-HY Condition: PEAK_BE_74 3m DRH18-E_LE2C05A18EN_250702 HORIZONTAL : RBW:1000.000kHz VBW:3000.000kHz SWT:Auto Freq Level Limit Line Margin Read Level Ant Factor Cable Loss Preamp Factor Aux Factor APos TPos Remark MHz dBuV/m dBuV/m dB dBuV dB/m dB dB dB cm deg 1 2355.60 50.49 74.00 -23.51 37.99 27.00 7.16 31.94 10.28 400 313 Peak	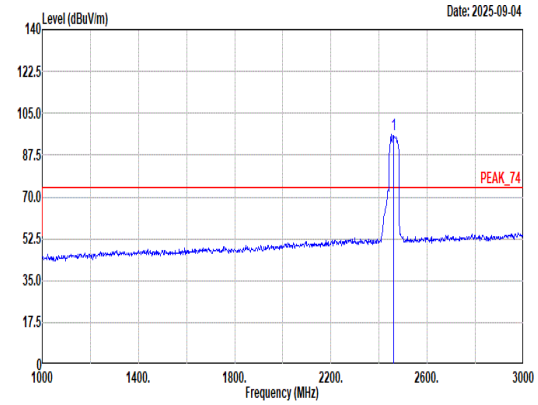 Site : 03CH23-HY Condition: PEAK_74 3m DRH18-E_LE2C05A18EN_250702 HORIZONTAL : RBW:1000.000kHz VBW:3000.000kHz SWT:Auto Freq Level Limit Line Margin Read Level Ant Factor Cable Loss Preamp Factor Aux Factor APos TPos Remark MHz dBuV/m dBuV/m dB dBuV dB/m dB dB dB cm deg 1 2462.00 95.96 ------ ------ 83.49 26.90 7.30 32.01 10.28 400 313 Peak
Avg	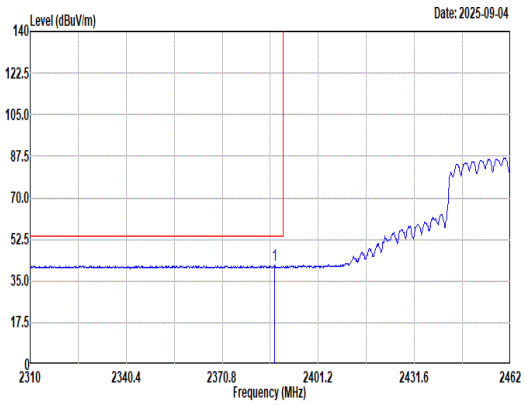 Site : 03CH23-HY Condition: AVG_BE_54 3m DRH18-E_LE2C05A18EN_250702 HORIZONTAL : RBW:1000.000kHz VBW:3.300kHz SWT:Auto Freq Level Limit Line Margin Read Level Ant Factor Cable Loss Preamp Factor Aux Factor APos TPos Remark MHz dBuV/m dBuV/m dB dBuV dB/m dB dB dB cm deg 1 2387.37 41.62 54.00 -12.38 29.29 26.80 7.21 31.96 10.28 400 313 Average	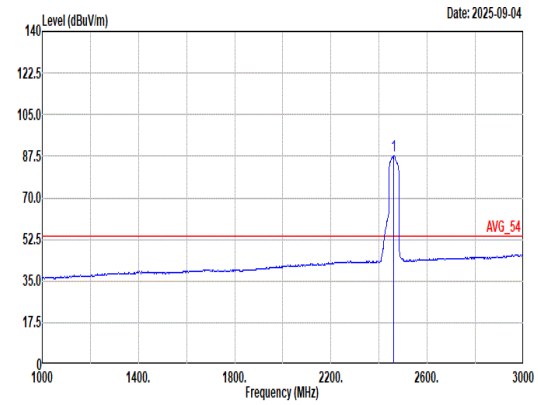 Site : 03CH23-HY Condition: AVG_54 3m DRH18-E_LE2C05A18EN_250702 HORIZONTAL : RBW:1000.000kHz VBW:3.300kHz SWT:Auto Freq Level Limit Line Margin Read Level Ant Factor Cable Loss Preamp Factor Aux Factor APos TPos Remark MHz dBuV/m dBuV/m dB dBuV dB/m dB dB dB cm deg 1 2462.00 87.80 ------ ------ 75.41 26.80 7.31 32.01 10.29 400 313 Average

Mode	40	
	Band Edge - R	
	2400-2483.5_802.11ax HE40_CH11_2462MHz	
ANT	1 + 2	
Pol.	Horizontal	Fundamental
Peak	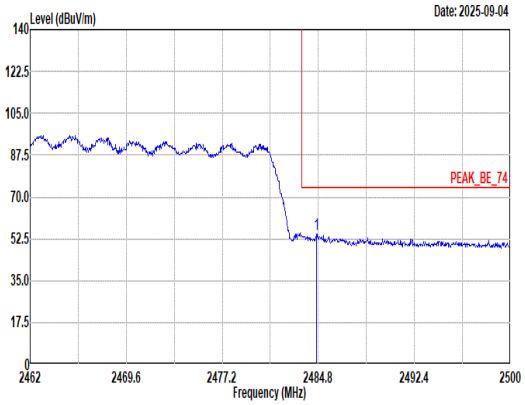 Site : 03CH23-HY Condition: PEAK_BE_74 3m DRH18-E_LE2C05A18EN_250702 HORIZONTAL : RBW:1000.000kHz VBW:3000.000kHz SWT:Auto Limit Read Ant Cable Preamp Aux APos TPos Freq Level Line Margin Level Factor Loss Factor Factor Remark MHz dBuV/m dBuV/m dB dBuV dB/m dB dB dB cm deg 1 2484.65 54.36 74.00 -19.64 41.91 26.85 7.34 32.03 10.29 400 313 Peak	Blank
Avg	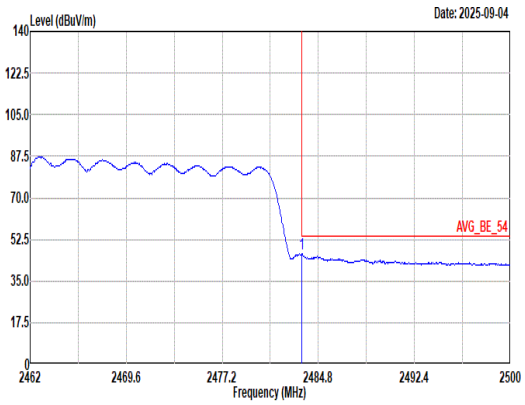 Site : 03CH23-HY Condition: AVG_BE_54 3m DRH18-E_LE2C05A18EN_250702 HORIZONTAL : RBW:1000.000kHz VBW:3.300kHz SWT:Auto Limit Read Ant Cable Preamp Aux APos TPos Freq Level Line Margin Level Factor Loss Factor Factor Remark MHz dBuV/m dBuV/m dB dBuV dB/m dB dB dB cm deg 1 2483.51 46.29 54.00 -7.71 33.85 26.84 7.34 32.03 10.29 400 313 Average	Blank

Mode	40	
	Band Edge - L	
	2400-2483.5_802.11ax HE40_CH11_2462MHz	
ANT	1 + 2	
Pol.	Vertical	Fundamental
Peak	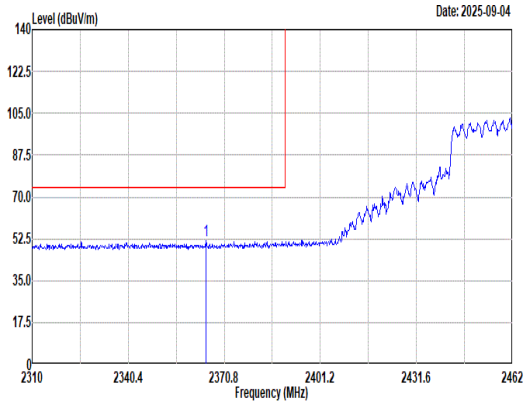 Site : 03CH23-HY Condition: PEAK_BE_74 3m DRH18-E_LE2C05A18EN_250702 VERTICAL : RBW:1000.000kHz VBW:3000.000kHz SWT:Auto Freq Level Limit Line Margin Read Level Ant Factor Cable Loss Preamp Factor Aux Factor APos TPos Remark MHz dBuV/m dBuV/m dB dBuV dB/m dB dB dB cm deg 1 2365.02 51.73 74.00 -22.27 39.28 26.95 7.17 31.95 10.28 300 174 Peak	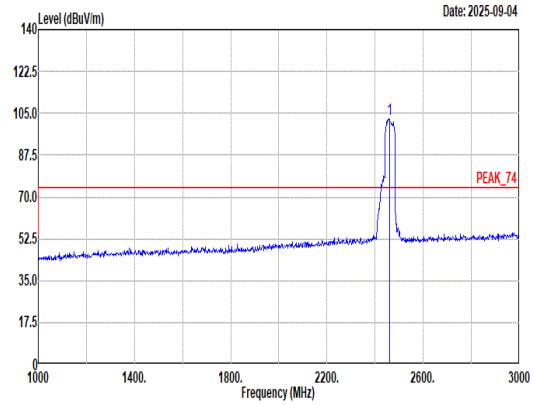 Site : 03CH23-HY Condition: PEAK_74 3m DRH18-E_LE2C05A18EN_250702 VERTICAL : RBW:1000.000kHz VBW:3000.000kHz SWT:Auto Freq Level Limit Line Margin Read Level Ant Factor Cable Loss Preamp Factor Aux Factor APos TPos Remark MHz dBuV/m dBuV/m dB dBuV dB/m dB dB dB cm deg 1 2462.00 102.71 ------ ------ 90.29 26.84 7.30 32.01 10.29 300 174 Peak
Avg	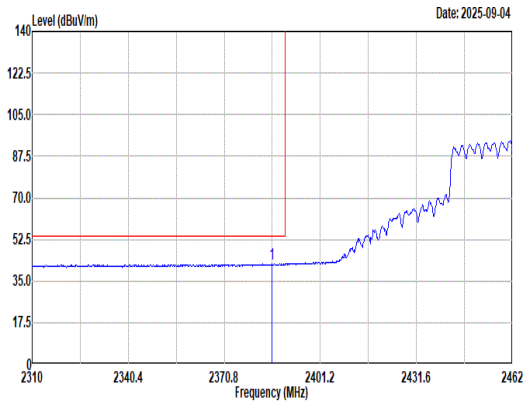 Site : 03CH23-HY Condition: AVG_BE_54 3m DRH18-E_LE2C05A18EN_250702 VERTICAL : RBW:1000.000kHz VBW:3.300kHz SWT:Auto Freq Level Limit Line Margin Read Level Ant Factor Cable Loss Preamp Factor Aux Factor APos TPos Remark MHz dBuV/m dBuV/m dB dBuV dB/m dB dB dB cm deg 1 2385.85 42.20 54.00 -11.80 29.87 26.80 7.21 31.96 10.28 300 174 Average	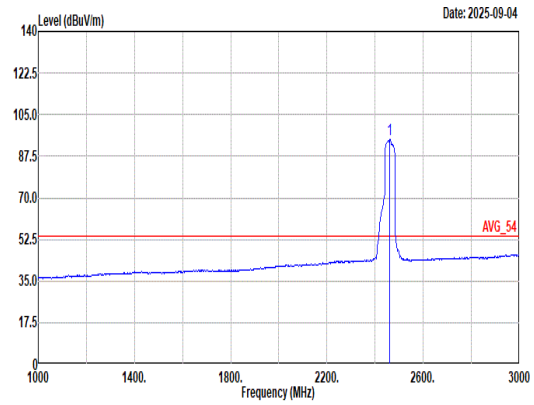 Site : 03CH23-HY Condition: AVG_54 3m DRH18-E_LE2C05A18EN_250702 VERTICAL : RBW:1000.000kHz VBW:3.300kHz SWT:Auto Freq Level Limit Line Margin Read Level Ant Factor Cable Loss Preamp Factor Aux Factor APos TPos Remark MHz dBuV/m dBuV/m dB dBuV dB/m dB dB dB cm deg 1 2462.00 94.58 ------ ------ 82.19 26.80 7.31 32.01 10.29 300 174 Average

Mode	40	
	Band Edge - R	
	2400-2483.5_802.11ax HE40_CH11_2462MHz	
ANT	1 + 2	
Pol.	Vertical	Fundamental
Peak	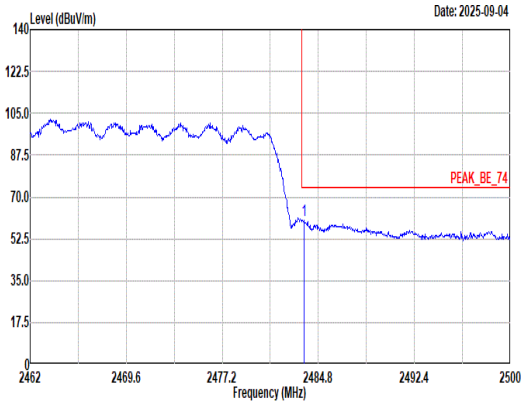 Site : 03CH23-HY Condition: PEAK_BE_74 3m DRH18-E_LE2C05A18EN_250702 VERTICAL : RBW:1000.000kHz VBW:3000.000kHz SWT:Auto Limit Read Ant Cable Preamp Aux APos TPos Freq Level Line Margin Level Factor Loss Factor Factor Remark MHz dBuV/m dBuV/m dB dBuV dB/m dB dB dB cm deg 1 2483.70 60.19 74.00 -13.81 47.75 26.84 7.34 32.03 10.29 300 174 Peak	Blank
Avg	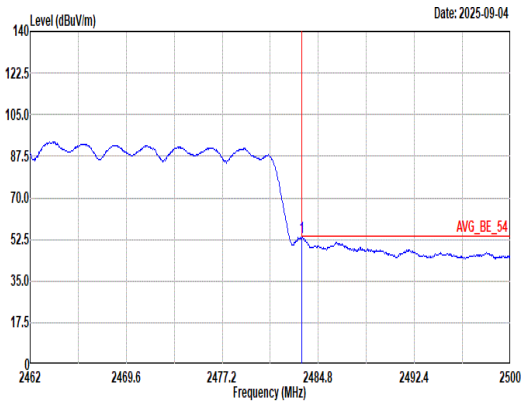 Site : 03CH23-HY Condition: AVG_BE_54 3m DRH18-E_LE2C05A18EN_250702 VERTICAL : RBW:1000.000kHz VBW:3.300kHz SWT:Auto Limit Read Ant Cable Preamp Aux APos TPos Freq Level Line Margin Level Factor Loss Factor Factor Remark MHz dBuV/m dBuV/m dB dBuV dB/m dB dB dB cm deg 1 2483.51 53.51 54.00 -0.49 41.07 26.84 7.34 32.03 10.29 300 174 Average	Blank

Mode	40	
	Harmonic	
	2400-2483.5_802.11ax HE40_CH11_2462MHz	
ANT	1 + 2	
Pol.	Horizontal	Vertical
Peak Avg	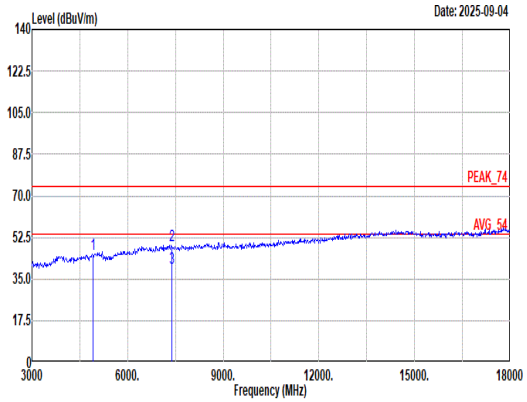 Site : 03CH23-HY Condition: PEAK_74 3m DRH18-E_LE2C05A18EN_250702 HORIZONTAL Freq Level Limit Line Margin Read Level Ant Factor Cable Loss Preamp Factor Aux Factor APos TPos Remark MHz dBuV/m dBuV/m dB dBuV dB/m dB dB dB cm deg 1 4924.00 45.41 74.00 -28.59 33.76 32.80 10.32 33.18 1.71 -- -- Peak 2 7386.00 49.25 74.00 -24.75 33.49 37.33 12.52 36.03 1.94 -- -- Peak 3 7386.00 39.61 54.00 -14.39 23.85 37.33 12.52 36.03 1.94 -- -- Average	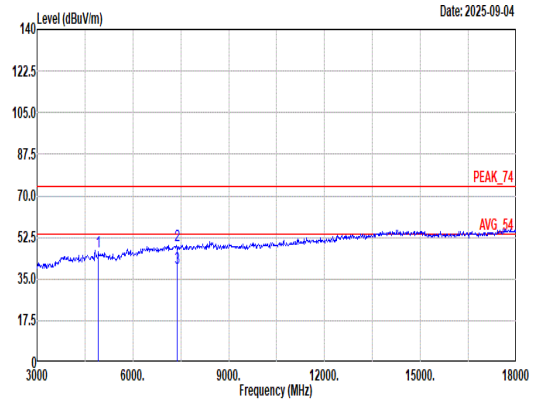 Site : 03CH23-HY Condition: PEAK_74 3m DRH18-E_LE2C05A18EN_250702 VERTICAL Freq Level Limit Line Margin Read Level Ant Factor Cable Loss Preamp Factor Aux Factor APos TPos Remark MHz dBuV/m dBuV/m dB dBuV dB/m dB dB dB cm deg 1 4924.00 46.56 74.00 -27.44 34.91 32.80 10.32 33.18 1.71 -- -- Peak 2 7386.00 49.07 74.00 -24.93 33.31 37.33 12.52 36.03 1.94 -- -- Peak 3 7386.00 39.44 54.00 -14.56 23.68 37.33 12.52 36.03 1.94 -- -- Average

Mode	40	
	Harmonic	
	2400-2483.5_802.11ax HE40_CH11_2462MHz	
ANT	1 + 2	
Pol.	Horizontal	Vertical
10.6G ~18G Avg	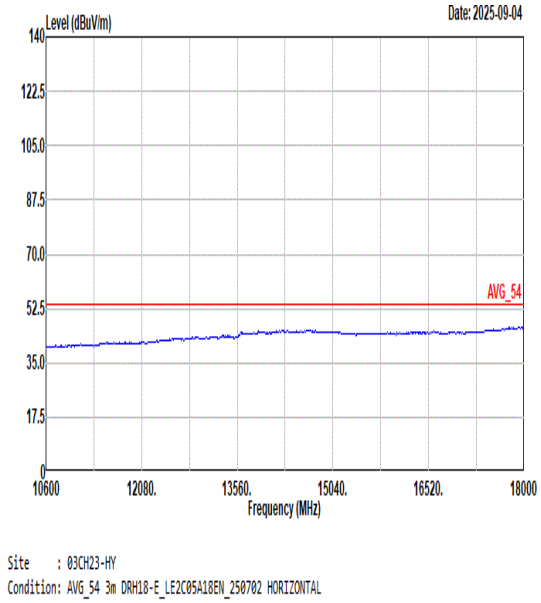	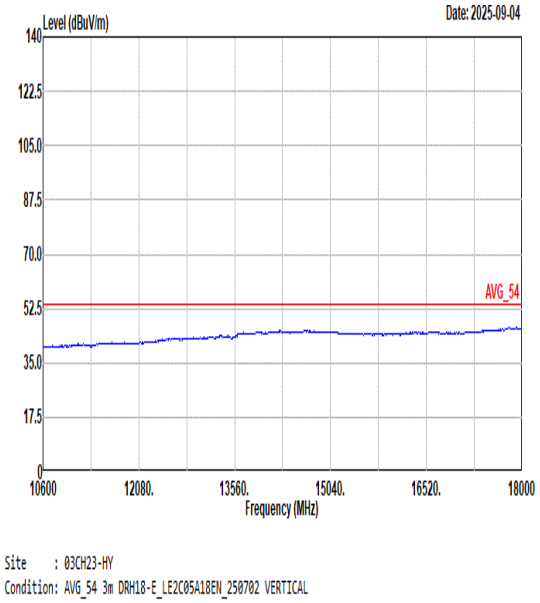

Mode	41	
	LF	
	2400-2483.5_802.11ax HE40_CH3_2422MHz	
ANT	1 + 2	
Pol.	Horizontal	Vertical
QP/ Peak	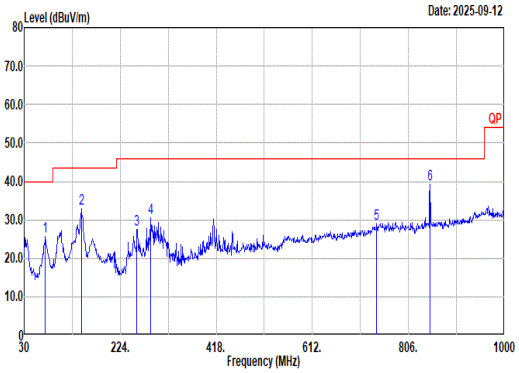	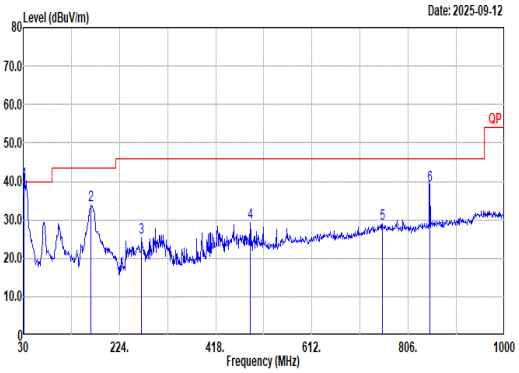

Site : 03CH23-HY
Condition: QP 3m CBL6111D_62028 & 003_241127 HORIZONTAL

	Freq	Level	Limit Line	Margin	Read Level	Ant Factor	Cable Loss	Preamp Factor	Aux Factor	APos	TPos	Remark
	MHz	dBuV/m	dBuV/m	dB	dBuV	dB/m	dB	dB	dB	cm	deg	
1	72.68	25.80	40.00	-14.20	44.61	12.62	1.06	32.52	0.03	--	--	Peak
2	145.43	32.89	43.50	-10.61	46.38	17.35	1.56	32.46	0.06	--	--	Peak
3	257.95	27.52	46.00	-18.48	37.79	20.11	2.07	32.52	0.07	--	--	Peak
4	285.11	30.56	46.00	-15.44	41.82	19.01	2.18	32.52	0.07	--	--	Peak
5	741.98	29.07	46.00	-16.93	29.71	28.09	3.69	32.56	0.14	--	--	Peak
6	849.65	39.39	46.00	-6.61	38.38	29.10	3.78	32.03	0.16	--	--	Peak

Site : 03CH23-HY
Condition: QP 3m CBL6111D_62028 & 003_241127 VERTICAL

	Freq	Level	Limit Line	Margin	Read Level	Ant Factor	Cable Loss	Preamp Factor	Aux Factor	APos	TPos	Remark
	MHz	dBuV/m	dBuV/m	dB	dBuV	dB/m	dB	dB	dB	cm	deg	
1	31.94	39.79	40.00	-0.21	48.12	23.57	0.65	32.57	0.02	100	138	QP
2	166.77	33.79	43.50	-9.71	48.43	16.09	1.67	32.47	0.07	--	--	Peak
3	268.62	25.48	46.00	-20.52	36.44	19.38	2.11	32.52	0.07	--	--	Peak
4	486.87	29.22	46.00	-16.78	35.07	23.75	2.96	32.67	0.11	--	--	Peak
5	753.62	28.98	46.00	-17.02	29.49	28.15	3.72	32.52	0.14	--	--	Peak
6	849.65	38.92	46.00	-7.08	37.91	29.10	3.78	32.03	0.16	--	--	Peak

Mode	42	
	SHF	
	2400-2483.5_802.11ax HE40_CH3_2422MHz	
ANT	1 + 2	
Pol.	Horizontal	Vertical
Peak	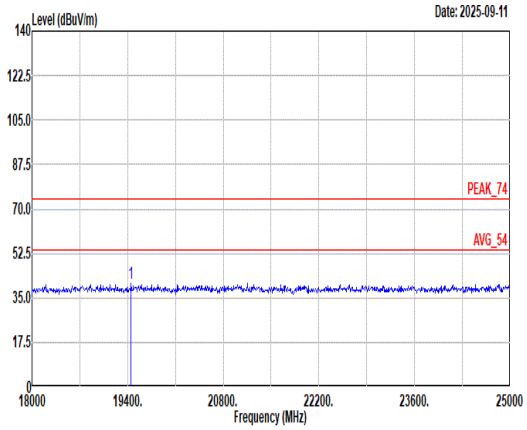 Site : 03CH23-HY Condition: PEAK_74 1m BBHA9170_1225_250702 HORIZONTAL Freq Level Limit Line Margin Read Level Ant Factor Cable Loss Preamp Factor Aux Factor APos TPos Remark MHz dBuV/m dBuV/m dB dBuV dB/m dB dB dB cm deg 1 19449.00 40.52 74.00 -33.48 55.57 38.20 20.58 64.29 -9.54 -- -- Peak	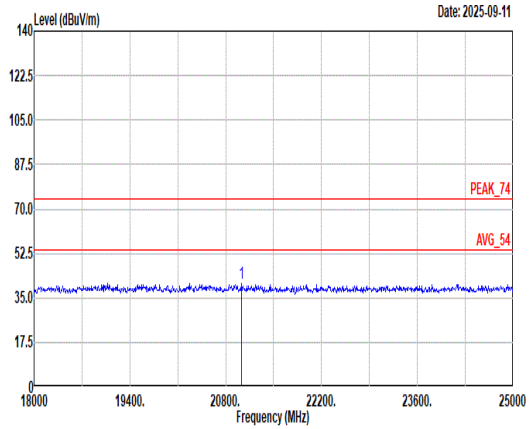 Site : 03CH23-HY Condition: PEAK_74 1m BBHA9170_1225_250702 VERTICAL Freq Level Limit Line Margin Read Level Ant Factor Cable Loss Preamp Factor Aux Factor APos TPos Remark MHz dBuV/m dBuV/m dB dBuV dB/m dB dB dB cm deg 1 21031.00 40.93 74.00 -33.07 54.21 38.10 21.47 63.31 -9.54 -- -- Peak

Appendix D. Duty Cycle Plots

Chain	Band	Duty Cycle(%)	T(us)	1/T(kHz)	VBW Setting
0+1	802.11b	100	-	-	10Hz
0+1	802.11g	96.86	1390	0.72	750Hz
0+1	2.4GHz 802.11ax HE20 Full RU	96.68	1020	0.98	1kHz
0+1	2.4GHz 802.11ax HE20 26 RU	90.14	311	3.22	3.3kHz
0+1	2.4GHz 802.11ax HE20 106 RU	93.88	522	1.92	2kHz
0+1	2.4GHz 802.11ax HE40 Full RU	91.51	388	2.58	2.7kHz

MIMO <Chain 0+1>

802.11b

802.11g

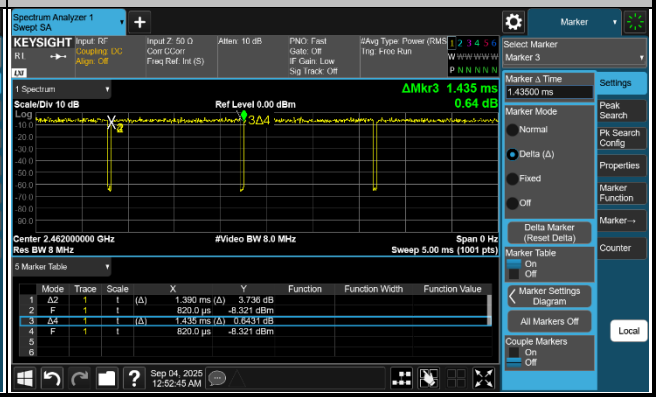

802.11ax HE20

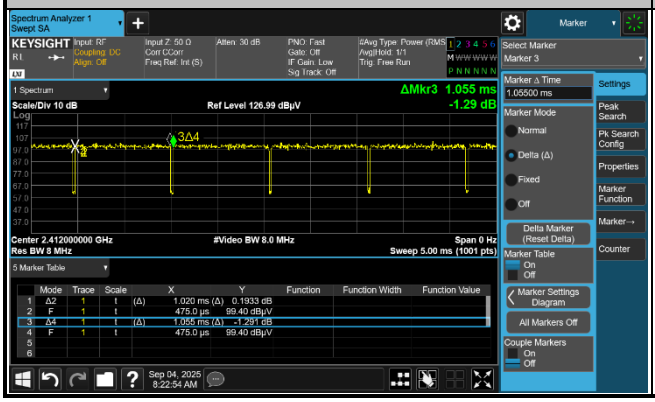

2802.11ax HE20 26RU

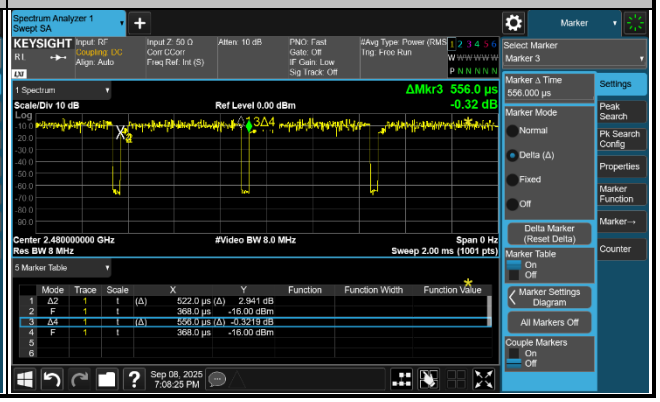

802.11ax HE20 106RU

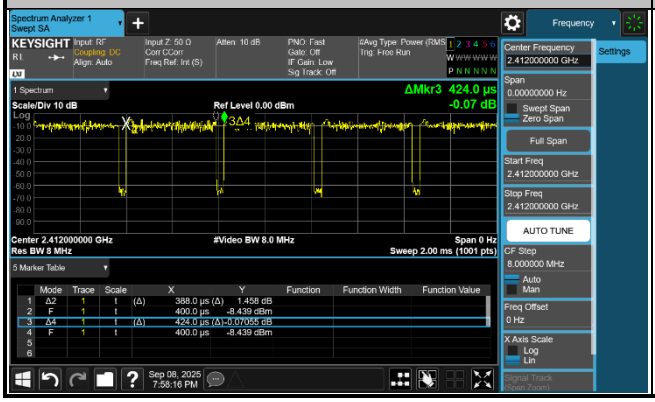
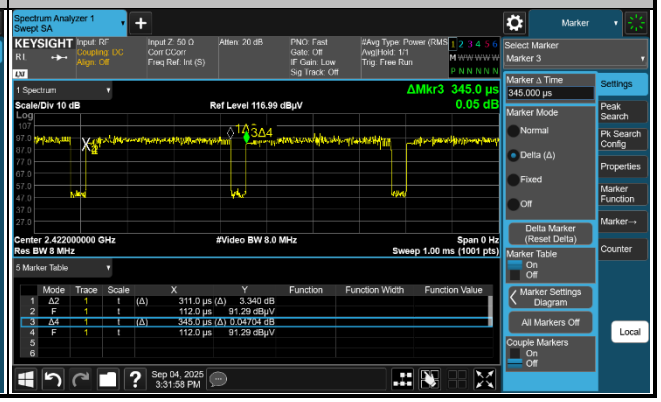
802.11ax HE40