Mode	10	
	Band Edge - L	
	U-NII-2C_5.47-5.725_802.11a_CH144_5720MHz	
ANT	1 + 2	
Pol.	Horizontal	Fundamental
Peak	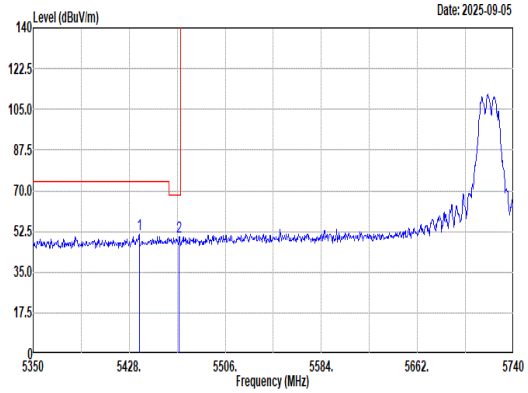 Site : 03CH23-HY Condition: STRADDLES U-NII-1&2A 3m DRH18-E_LE2C05A18EN_250702 HORIZONTAL : RBW:1000.000kHz VBW:3000.000kHz SWT:Auto Freq Level Limit Line Margin Read Level Ant Factor Cable Loss Preamp Factor Aux Factor APos TPos Remark MHz dBuV/m dBuV/m dB dBuV dB/m dB dB dB cm deg 1 5436.19 51.00 74.00 -23.00 38.23 32.67 10.87 34.28 3.51 400 117 Peak 2 5468.56 50.01 68.20 -18.19 37.18 32.74 10.93 34.36 3.52 400 117 Peak	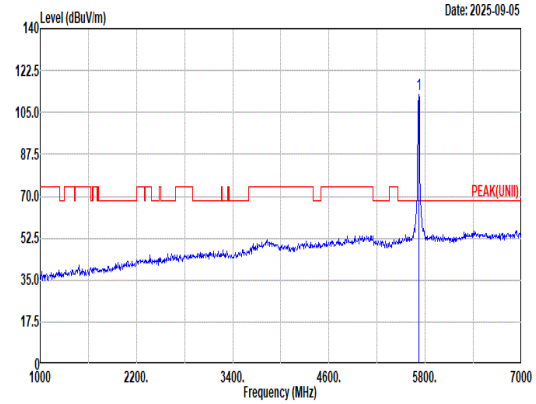 Site : 03CH23-HY Condition: PEAK(UNII) 3m DRH18-E_LE2C05A18EN_250702 HORIZONTAL : RBW:1000.000kHz VBW:3000.000kHz SWT:Auto Freq Level Limit Line Margin Read Level Ant Factor Cable Loss Preamp Factor Aux Factor APos TPos Remark MHz dBuV/m dBuV/m dB dBuV dB/m dB dB dB cm deg 1 5720.00 112.63 ------ ------ 98.40 33.89 11.20 34.45 3.59 400 117 Peak
Avg	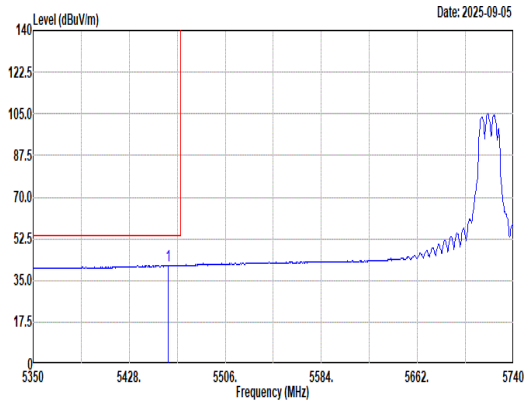 Site : 03CH23-HY Condition: U-NII-1&2A AVERAGE 3m DRH18-E_LE2C05A18EN_250702 HORIZONTAL : RBW:1000.000kHz VBW:0.750kHz SWT:Auto Freq Level Limit Line Margin Read Level Ant Factor Cable Loss Preamp Factor Aux Factor APos TPos Remark MHz dBuV/m dBuV/m dB dBuV dB/m dB dB dB cm deg 1 5459.59 41.23 54.00 -12.77 28.43 32.72 10.91 34.34 3.51 400 117 Average	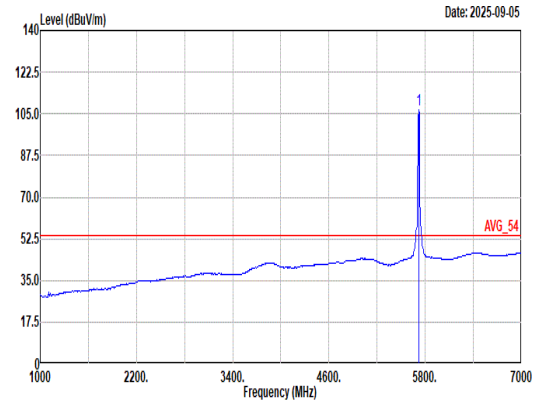 Site : 03CH23-HY Condition: AVG_54 3m DRH18-E_LE2C05A18EN_250702 HORIZONTAL : RBW:1000.000kHz VBW:0.750kHz SWT:Auto Freq Level Limit Line Margin Read Level Ant Factor Cable Loss Preamp Factor Aux Factor APos TPos Remark MHz dBuV/m dBuV/m dB dBuV dB/m dB dB dB cm deg 1 5720.00 106.70 ------ ------ 92.47 33.89 11.20 34.45 3.59 400 117 Average

Mode	10	
	Band Edge - R	
	U-NII-2C_5.47-5.725_802.11a_CH144_5720MHz	
ANT	1 + 2	
Pol.	Horizontal	Fundamental
Peak	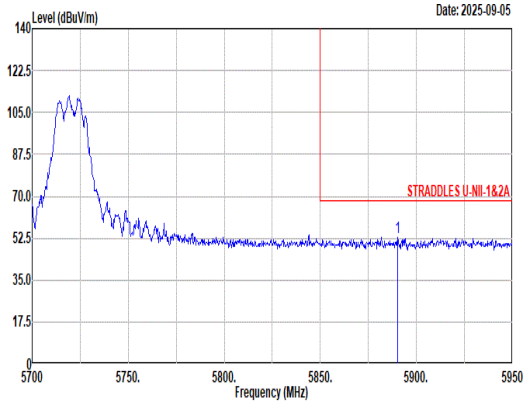 Site : 03CH23-HY Condition: STRADDLES U-NII-1&2A 3m DRH18-E_LE2C05A18EN_250702 HORIZONTAL : RBW:1000.000kHz VBW:3000.000kHz SWT:Auto Freq Level Limit Line Margin Read Level Ant Factor Cable Loss Preamp Factor Aux Factor APos TPos Remark MHz dBuV/m dBuV/m dB dBuV dB/m dB dB dB cm deg 1 5890.25 52.81 68.20 -15.39 38.35 34.02 11.32 34.46 3.58 400 117 Peak	Blank

Mode	10
	Band Edge - L
	U-NII-2C_5.47-5.725_802.11a_CH144_5720MHz
ANT	1 + 2

Pol.	Vertical	Fundamental
Peak	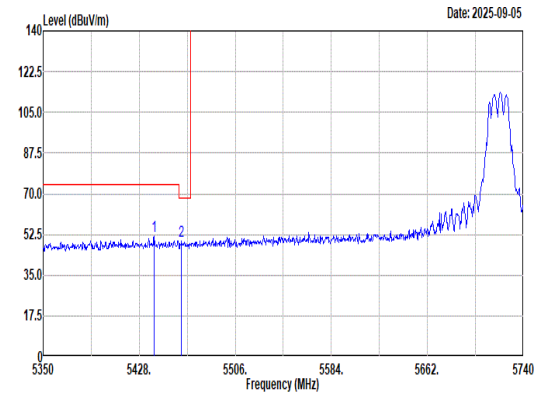 Site : 03CH23-HY Condition: STRADDLES U-NII-1&2A 3m DRH18-E_LE2C05A18EN_250702 VERTICAL : RBW:1000.000kHz VBW:3000.000kHz SWT:Auto Freq Level Limit Line Margin Read Level Ant Factor Cable Loss Preamp Factor Aux Factor APos TPos Remark MHz dBuV/m dBuV/m dB dBuV dB/m dB dB dB cm deg 1 5440.09 51.60 74.00 -22.40 38.82 32.68 10.88 34.29 3.51 300 217 Peak 2 5462.32 49.82 68.20 -18.38 37.01 32.72 10.92 34.35 3.52 300 217 Peak	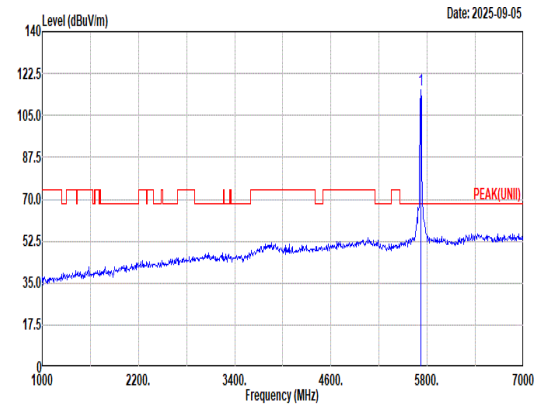 Site : 03CH23-HY Condition: PEAK(UNII) 3m DRH18-E_LE2C05A18EN_250702 VERTICAL : RBW:1000.000kHz VBW:3000.000kHz SWT:Auto Freq Level Limit Line Margin Read Level Ant Factor Cable Loss Preamp Factor Aux Factor APos TPos Remark MHz dBuV/m dBuV/m dB dBuV dB/m dB dB dB cm deg 1 5720.00 115.58 ------ ------ 101.39 33.86 11.20 34.45 3.58 300 217 Peak
Avg	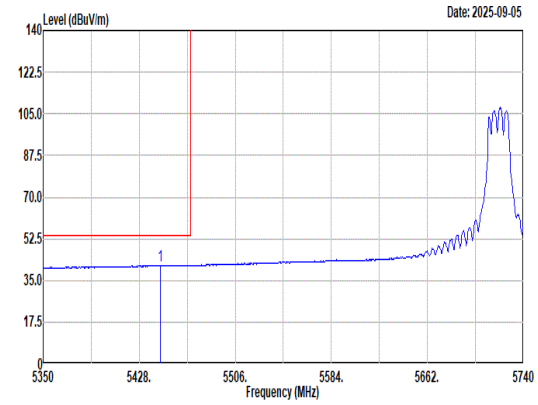 Site : 03CH23-HY Condition: U-NII-1&2A AVERAGE 3m DRH18-E_LE2C05A18EN_250702 VERTICAL : RBW:1000.000kHz VBW:0.750kHz SWT:Auto Freq Level Limit Line Margin Read Level Ant Factor Cable Loss Preamp Factor Aux Factor APos TPos Remark MHz dBuV/m dBuV/m dB dBuV dB/m dB dB dB cm deg 1 5445.16 41.30 54.00 -12.70 28.51 32.69 10.89 34.30 3.51 300 217 Average	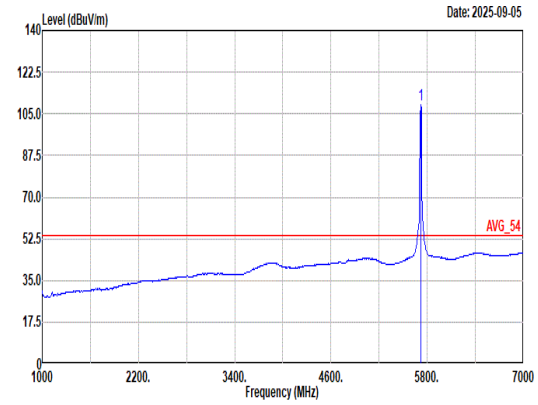 Site : 03CH23-HY Condition: AVG_54 3m DRH18-E_LE2C05A18EN_250702 VERTICAL : RBW:1000.000kHz VBW:0.750kHz SWT:Auto Freq Level Limit Line Margin Read Level Ant Factor Cable Loss Preamp Factor Aux Factor APos TPos Remark MHz dBuV/m dBuV/m dB dBuV dB/m dB dB dB cm deg 1 5720.00 109.07 ------ ------ 94.84 33.89 11.20 34.45 3.59 300 217 Average

Mode	10	
	Band Edge - R	
	U-NII-2C_5.47-5.725_802.11a_CH144_5720MHz	
ANT	1 + 2	
Pol.	Vertical	Fundamental
Peak	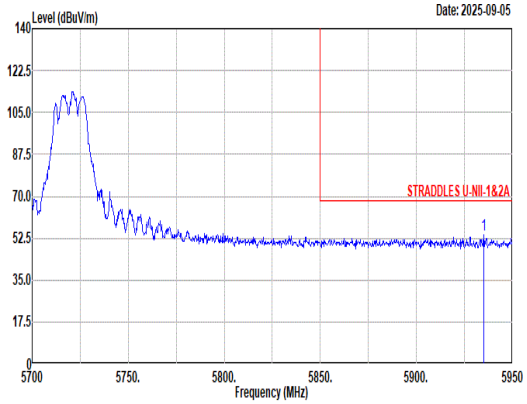 Site : 03CH23-HY Condition: STRADDLES U-NII-1&2A 3m DRH18-E_LE2C05A18EN_250702 VERTICAL : RBW:1000.000kHz VBW:3000.000kHz SWT:Auto Freq Level Limit Line Margin Read Level Ant Factor Cable Loss Preamp Factor Aux Factor APos TPos Remark MHz dBuV/m dBuV/m dB dBuV dB/m dB dB dB cm deg 1 5935.25 53.77 68.20 -14.43 39.32 34.00 11.36 34.47 3.56 300 217 Peak	Blank

Mode	10	
	Harmonic	
	U-NII-2C_5.47-5.725_802.11a_CH144_5720MHz	
ANT	1 + 2	
Pol.	Horizontal	Vertical
Peak Avg	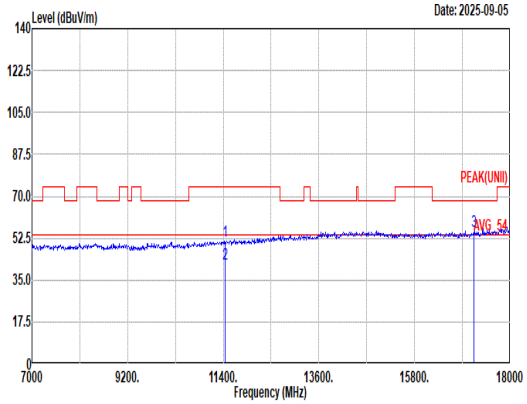 Site : 03CH23-HY Condition: PEAK(UNII) 3m DRH18-E_LE2C05A18EN_250702 HORIZONTAL Freq Level Limit Line Margin Read Level Ant Factor Cable Loss Preamp Factor Aux Factor APos TPos Remark MHz dBuV/m dBuV/m dB dBuV dB/m dB dB dB cm deg 1 11440.00 51.20 74.00 -22.80 34.81 38.58 15.66 40.12 2.27 319 92 Peak 2 11440.00 41.56 54.00 -12.44 25.17 38.58 15.66 40.12 2.27 319 92 Average 3 17160.00 55.37 68.20 -12.83 39.33 40.18 19.20 46.36 3.02 -- -- Peak	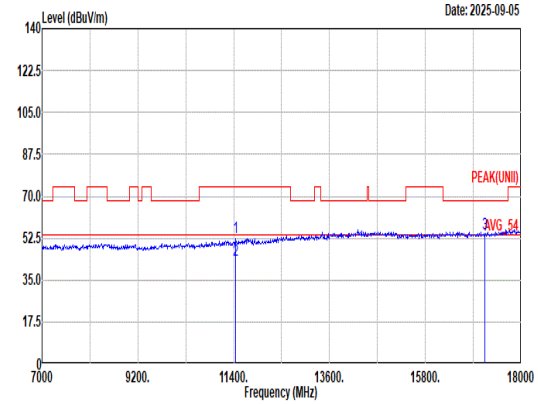 Site : 03CH23-HY Condition: PEAK(UNII) 3m DRH18-E_LE2C05A18EN_250702 VERTICAL Freq Level Limit Line Margin Read Level Ant Factor Cable Loss Preamp Factor Aux Factor APos TPos Remark MHz dBuV/m dBuV/m dB dBuV dB/m dB dB dB cm deg 1 11440.00 52.86 74.00 -21.14 36.47 38.58 15.66 40.12 2.27 242 162 Peak 2 11440.00 43.16 54.00 -10.84 26.77 38.58 15.66 40.12 2.27 242 162 Average 3 17160.00 54.50 68.20 -13.70 38.46 40.18 19.20 46.36 3.02 -- -- Peak

Mode	10	
	Harmonic	
	U-NII-2C_5.47-5.725_802.11a_CH144_5720MHz	
ANT	1 + 2	
Pol.	Horizontal	Vertical
10.6G ~18G Avg	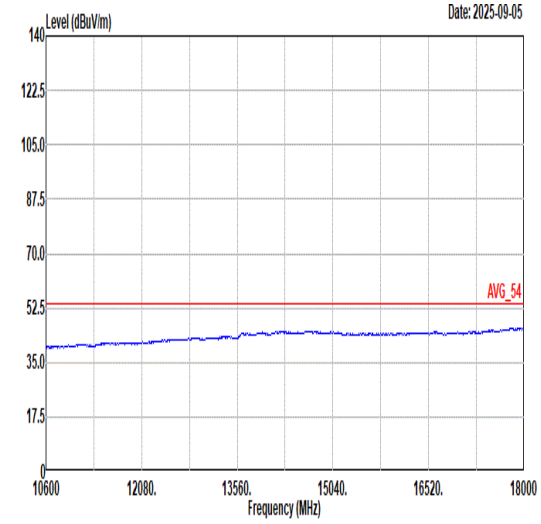 Site : 03CH23-HY Condition: AVG_54 3m DRH18-E_LE2C05A18EN_250702 HORIZONTAL	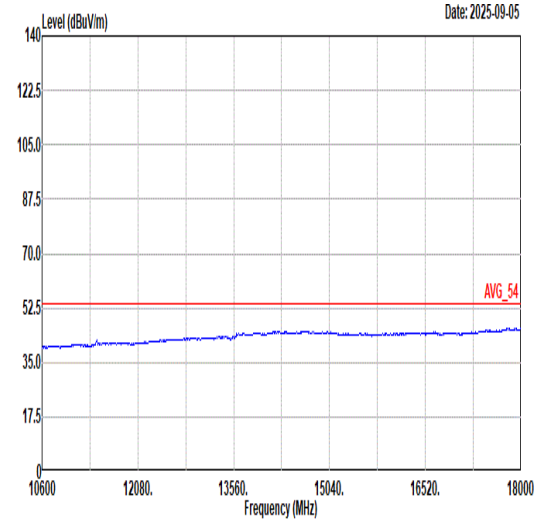 Site : 03CH23-HY Condition: AVG_54 3m DRH18-E_LE2C05A18EN_250702 VERTICAL

Mode	11	
	Band Edge	
	U-NII-1_5.15-5.25_802.11ax HE20_CH36_5180MHz	
ANT	1 + 2	
Pol.	Horizontal	Fundamental
Peak	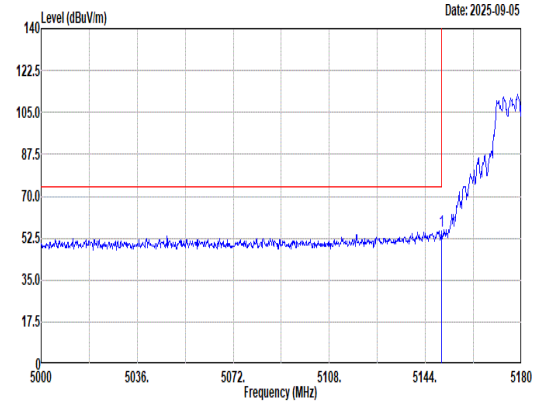 Site : 03CH23-HY Condition: PEAK_BE_74 3m DRH18-E_LE2C05A18EN_250702 HORIZONTAL : RBW:1000.000kHz VBW:3000.000kHz SWT:Auto Freq Level Limit Line Margin Read Level Ant Factor Cable Loss Preamp Factor Aux Factor APos TPos Remark MHz dBuV/m dBuV/m dB dBuV dB/m dB dB dB cm deg 1 5149.94 55.42 74.00 -18.58 42.10 32.90 10.56 33.56 3.42 400 121 Peak	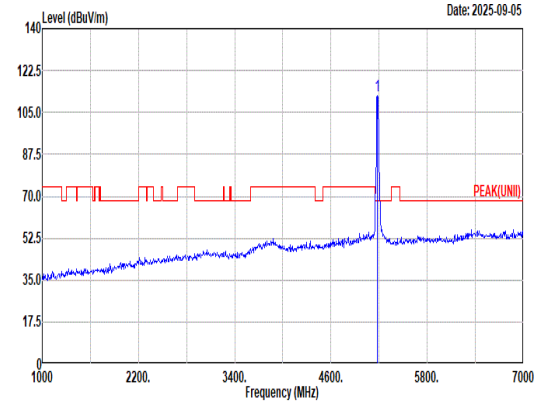 Site : 03CH23-HY Condition: PEAK(UNII) 3m DRH18-E_LE2C05A18EN_250702 HORIZONTAL : RBW:1000.000kHz VBW:3000.000kHz SWT:Auto Freq Level Limit Line Margin Read Level Ant Factor Cable Loss Preamp Factor Aux Factor APos TPos Remark MHz dBuV/m dBuV/m dB dBuV dB/m dB dB dB cm deg 1 5180.00 111.88 ------ ------ 98.66 32.85 10.58 33.63 3.42 400 121 Peak
Avg	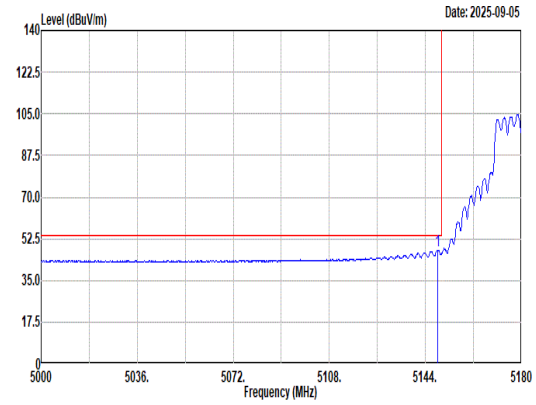 Site : 03CH23-HY Condition: AVG_BE_54 3m DRH18-E_LE2C05A18EN_250702 HORIZONTAL : RBW:1000.000kHz VBW:1.000kHz SWT:Auto Freq Level Limit Line Margin Read Level Ant Factor Cable Loss Preamp Factor Aux Factor APos TPos Remark MHz dBuV/m dBuV/m dB dBuV dB/m dB dB dB cm deg 1 5148.50 47.66 54.00 -6.34 34.34 32.90 10.56 33.56 3.42 400 121 Average	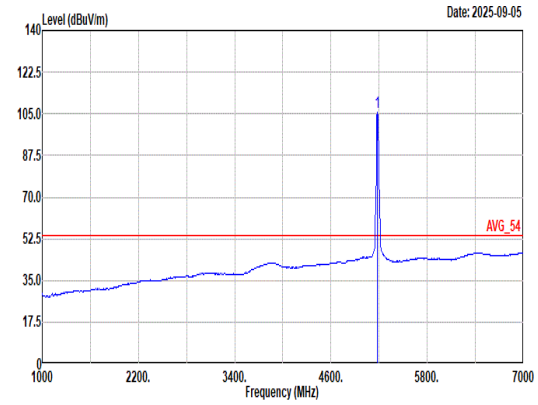 Site : 03CH23-HY Condition: AVG_54 3m DRH18-E_LE2C05A18EN_250702 HORIZONTAL : RBW:1000.000kHz VBW:1.000kHz SWT:Auto Freq Level Limit Line Margin Read Level Ant Factor Cable Loss Preamp Factor Aux Factor APos TPos Remark MHz dBuV/m dBuV/m dB dBuV dB/m dB dB dB cm deg 1 5180.00 105.66 ------ ------ 92.46 32.84 10.59 33.65 3.42 400 121 Average

Mode	11	
	Band Edge	
	U-NII-1_5.15-5.25_802.11ax HE20_CH36_5180MHz	
ANT	1 + 2	
Pol.	Vertical	Fundamental
Peak	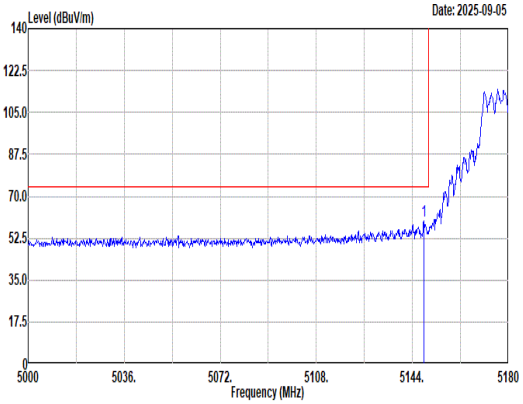 Site : 03CH23-HY Condition: PEAK_BE_74 3m DRH18-E_LE2C05A18EN_250702 VERTICAL : RBW:1000.000kHz VBW:3000.000kHz SWT:Auto Freq Level Limit Line Margin Read Level Ant Factor Cable Loss Preamp Factor Aux Factor APos TPos Remark MHz dBuV/m dBuV/m dB dBuV dB/m dB dB dB cm deg 1 5148.32 59.83 74.00 -14.17 46.51 32.90 10.56 33.56 3.42 300 132 Peak	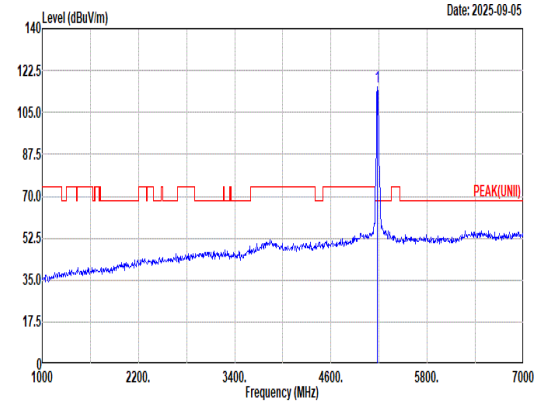 Site : 03CH23-HY Condition: PEAK(UNII) 3m DRH18-E_LE2C05A18EN_250702 VERTICAL : RBW:1000.000kHz VBW:3000.000kHz SWT:Auto Freq Level Limit Line Margin Read Level Ant Factor Cable Loss Preamp Factor Aux Factor APos TPos Remark MHz dBuV/m dBuV/m dB dBuV dB/m dB dB dB cm deg 1 5180.00 115.44 ------ ------ 102.24 32.84 10.59 33.65 3.42 300 132 Peak
Avg	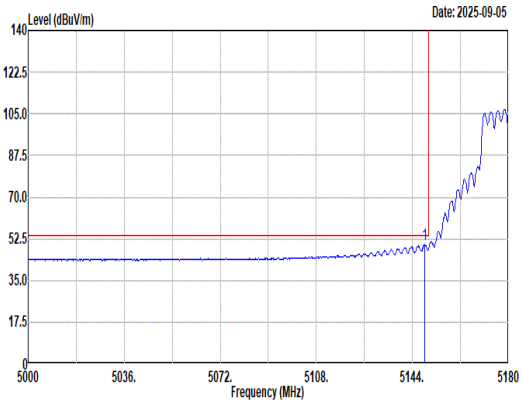 Site : 03CH23-HY Condition: AVG_BE_54 3m DRH18-E_LE2C05A18EN_250702 VERTICAL : RBW:1000.000kHz VBW:1.000kHz SWT:Auto Freq Level Limit Line Margin Read Level Ant Factor Cable Loss Preamp Factor Aux Factor APos TPos Remark MHz dBuV/m dBuV/m dB dBuV dB/m dB dB dB cm deg 1 5148.68 50.15 54.00 -3.85 36.83 32.90 10.56 33.56 3.42 300 132 Average	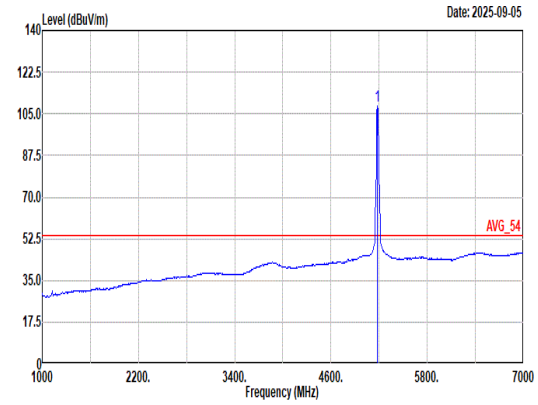 Site : 03CH23-HY Condition: AVG_54 3m DRH18-E_LE2C05A18EN_250702 VERTICAL : RBW:1000.000kHz VBW:1.000kHz SWT:Auto Freq Level Limit Line Margin Read Level Ant Factor Cable Loss Preamp Factor Aux Factor APos TPos Remark MHz dBuV/m dBuV/m dB dBuV dB/m dB dB dB cm deg 1 5180.00 108.10 ------ ------ 94.90 32.84 10.59 33.65 3.42 300 132 Average

Mode	11	
	Harmonic	
	U-NII-1_5.15-5.25_802.11ax HE20_CH36_5180MHz	
ANT	1 + 2	
Pol.	Horizontal	Vertical
Peak Avg	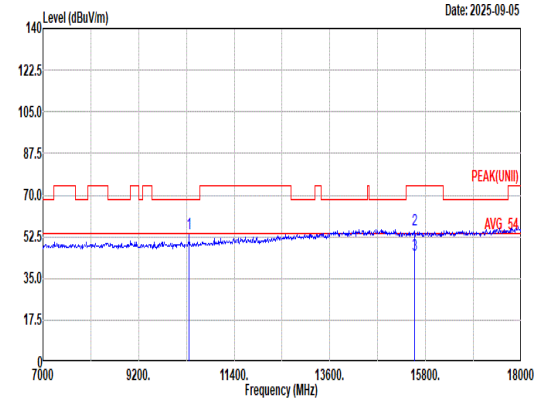 Site : 03CH23-HY Condition: PEAK(UNII) 3m DRH18-E_LE2C05A18EN_250702 HORIZONTAL 1 10360.00 53.70 68.20 -14.50 38.07 37.66 14.88 39.04 2.13 389 237 Peak 2 15540.00 55.38 74.00 -18.62 38.75 41.00 18.34 45.17 2.46 -- -- Peak 3 15540.00 45.16 54.00 -8.84 28.53 41.00 18.34 45.17 2.46 -- -- Average	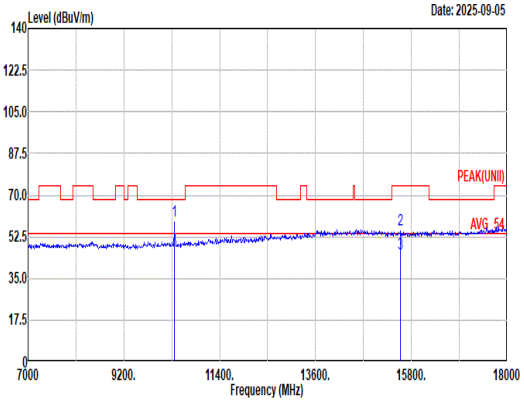 Site : 03CH23-HY Condition: PEAK(UNII) 3m DRH18-E_LE2C05A18EN_250702 VERTICAL 1 10360.00 59.27 68.20 -8.93 43.64 37.66 14.88 39.04 2.13 310 202 Peak 2 15540.00 55.61 74.00 -18.39 38.98 41.00 18.34 45.17 2.46 -- -- Peak 3 15540.00 45.39 54.00 -8.61 28.76 41.00 18.34 45.17 2.46 -- -- Average

Mode	11	
	Harmonic	
	U-NII-1_5.15-5.25_802.11ax HE20_CH36_5180MHz	
ANT	1 + 2	
Pol.	Horizontal	Vertical
10.6G ~18G Avg	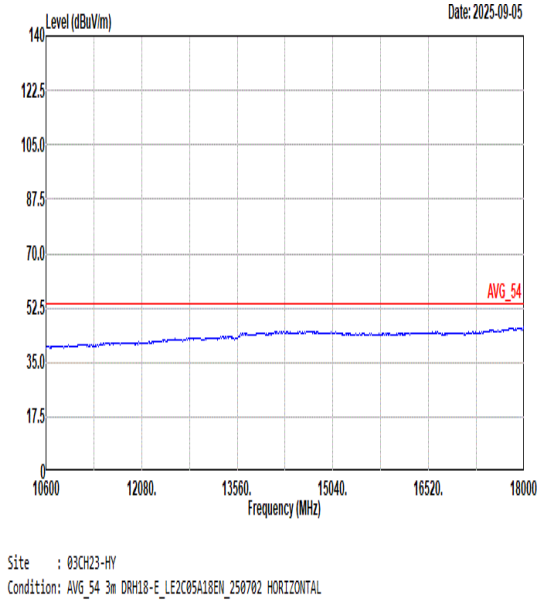	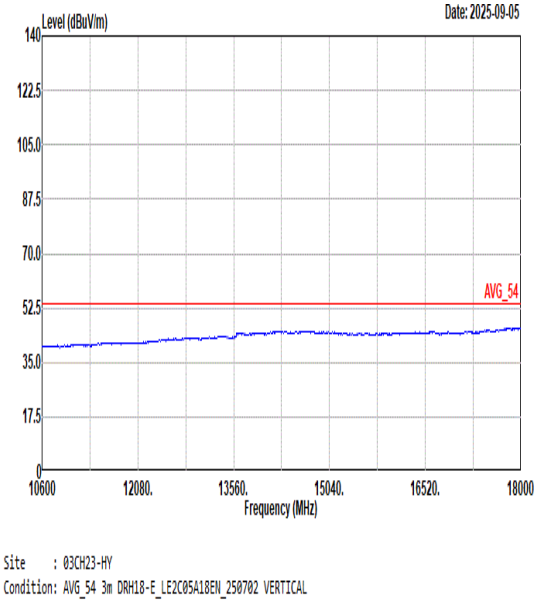

Mode	12	
	Band Edge - L	
	U-NII-1_5.15-5.25_802.11ax HE20_CH44_5220MHz	
ANT	1 + 2	
Pol.	Horizontal	Fundamental
Peak	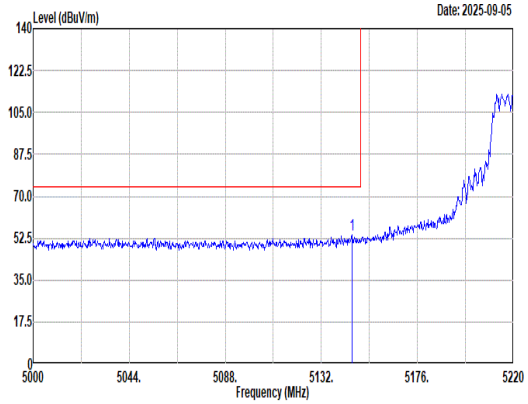 Site : 03CH23-HY Condition: PEAK_BE_74 3m DRH18-E_LE2C05A18EN_250702 HORIZONTAL : RBW:1000.000kHz VBW:3000.000kHz SWT:Auto Freq Level Limit Line Margin Read Level Ant Factor Cable Loss Preamp Factor Aux Factor APos TPos Remark MHz dBuV/m dBuV/m dB dBuV dB/m dB dB dB cm deg 1 5146.08 53.98 74.00 -20.02 40.66 32.90 10.56 33.56 3.42 400 119 Peak	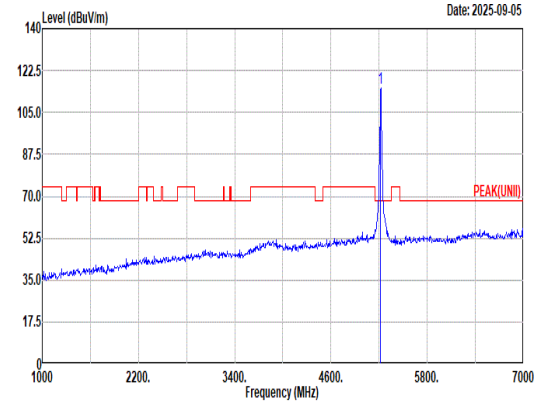 Site : 03CH23-HY Condition: PEAK(UNII) 3m DRH18-E_LE2C05A18EN_250702 HORIZONTAL : RBW:1000.000kHz VBW:3000.000kHz SWT:Auto Freq Level Limit Line Margin Read Level Ant Factor Cable Loss Preamp Factor Aux Factor APos TPos Remark MHz dBuV/m dBuV/m dB dBuV dB/m dB dB dB cm deg 1 5220.00 115.38 ------ ------ 102.32 32.75 10.63 33.75 3.43 400 119 Peak
Avg	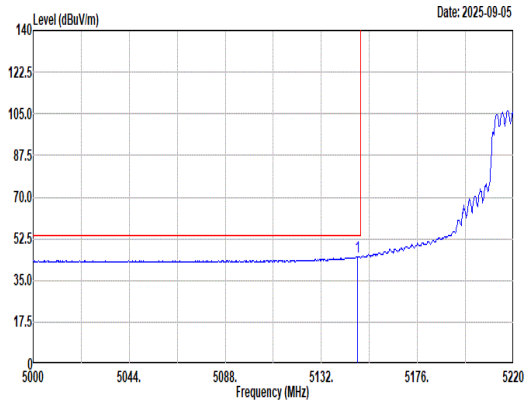 Site : 03CH23-HY Condition: AVG_BE_54 3m DRH18-E_LE2C05A18EN_250702 HORIZONTAL : RBW:1000.000kHz VBW:1.000kHz SWT:Auto Freq Level Limit Line Margin Read Level Ant Factor Cable Loss Preamp Factor Aux Factor APos TPos Remark MHz dBuV/m dBuV/m dB dBuV dB/m dB dB dB cm deg 1 5148.50 44.99 54.00 -9.01 31.67 32.90 10.56 33.56 3.42 400 119 Average	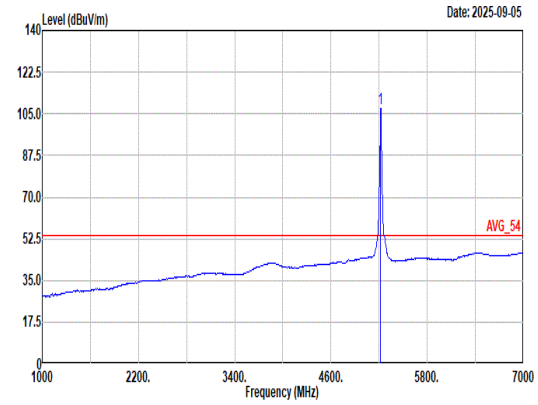 Site : 03CH23-HY Condition: AVG_54 3m DRH18-E_LE2C05A18EN_250702 HORIZONTAL : RBW:1000.000kHz VBW:1.000kHz SWT:Auto Freq Level Limit Line Margin Read Level Ant Factor Cable Loss Preamp Factor Aux Factor APos TPos Remark MHz dBuV/m dBuV/m dB dBuV dB/m dB dB dB cm deg 1 5220.00 107.48 ------ ------ 94.42 32.75 10.63 33.75 3.43 400 119 Average

Mode	12	
	Band Edge - R	
	U-NII-1_5.15-5.25_802.11ax HE20_CH44_5220MHz	
ANT	1 + 2	
Pol.	Horizontal	Fundamental
Peak	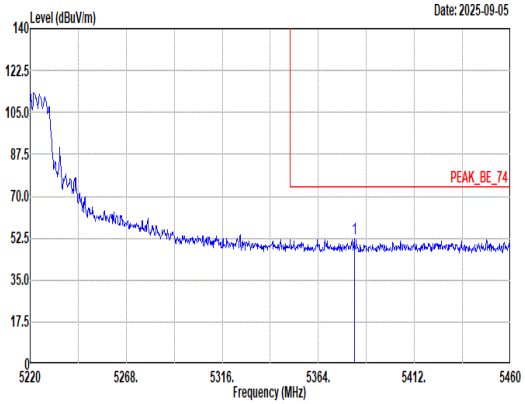 Site : 03CH23-HY Condition: PEAK_BE_74 3m DRH18-E_LE2C05A18EN_250702 HORIZONTAL : RBW:1000.000kHz VBW:3000.000kHz SWT:Auto Limit Read Ant Cable Preamp Aux APos TPos Freq Level Line Margin Level Factor Loss Factor Factor Remark MHz dBuV/m dBuV/m dB dBuV dB/m dB dB dB cm deg 1 5382.00 52.38 74.00 -21.62 39.69 32.56 10.79 34.15 3.49 400 119 Peak	Blank
Avg	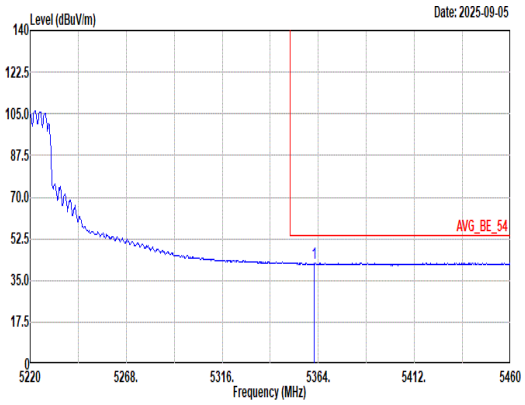 Site : 03CH23-HY Condition: AVG_BE_54 3m DRH18-E_LE2C05A18EN_250702 HORIZONTAL : RBW:1000.000kHz VBW:1.000kHz SWT:Auto Limit Read Ant Cable Preamp Aux APos TPos Freq Level Line Margin Level Factor Loss Factor Factor Remark MHz dBuV/m dBuV/m dB dBuV dB/m dB dB dB cm deg 1 5361.84 42.32 54.00 -11.68 29.64 32.52 10.77 34.09 3.48 400 119 Average	Blank

Mode	12	
	Band Edge - L	
	U-NII-1_5.15-5.25_802.11ax HE20_CH44_5220MHz	
ANT	1 + 2	
Pol.	Vertical	Fundamental
Peak	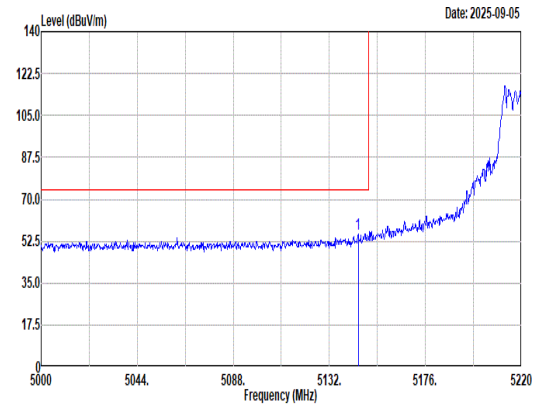 Site : 03CH23-HY Condition: PEAK_BE_74 3m DRH18-E_LE2C05A18EN_250702 VERTICAL : RBW:1000.000kHz VBW:3000.000kHz SWT:Auto Freq Level Limit Line Margin Read Level Ant Factor Cable Loss Preamp Factor Aux Factor APos TPos Remark MHz dBuV/m dBuV/m dB dBuV dB/m dB dB dB cm deg 1 5145.20 55.43 74.00 -18.57 42.10 32.90 10.56 33.55 3.42 305 132 Peak	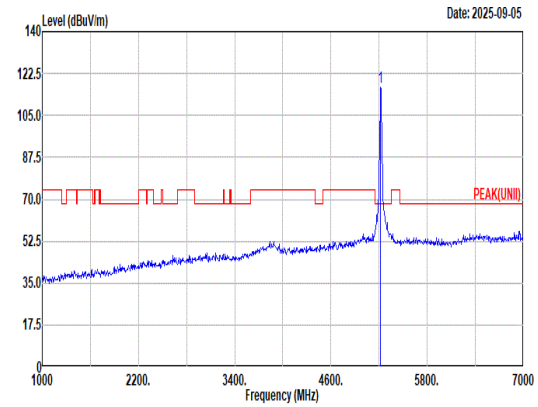 Site : 03CH23-HY Condition: PEAK(UNII) 3m DRH18-E_LE2C05A18EN_250702 VERTICAL : RBW:1000.000kHz VBW:3000.000kHz SWT:Auto Freq Level Limit Line Margin Read Level Ant Factor Cable Loss Preamp Factor Aux Factor APos TPos Remark MHz dBuV/m dBuV/m dB dBuV dB/m dB dB dB cm deg 1 5220.00 116.83 ------ ------ 103.76 32.76 10.62 33.74 3.43 305 132 Peak
Avg	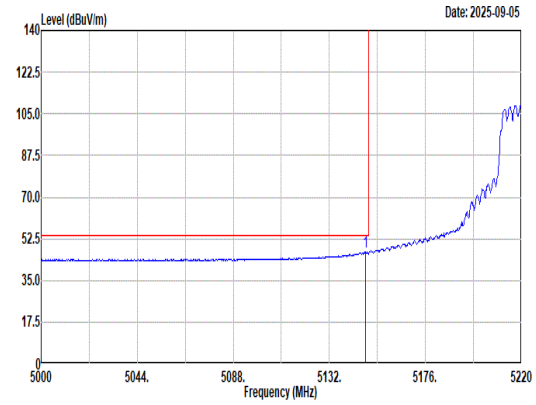 Site : 03CH23-HY Condition: AVG_BE_54 3m DRH18-E_LE2C05A18EN_250702 VERTICAL : RBW:1000.000kHz VBW:1.000kHz SWT:Auto Freq Level Limit Line Margin Read Level Ant Factor Cable Loss Preamp Factor Aux Factor APos TPos Remark MHz dBuV/m dBuV/m dB dBuV dB/m dB dB dB cm deg 1 5148.50 47.04 54.00 -6.96 33.72 32.90 10.56 33.56 3.42 305 132 Average	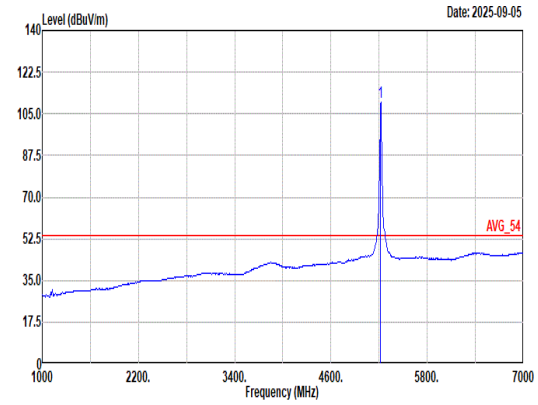 Site : 03CH23-HY Condition: AVG_54 3m DRH18-E_LE2C05A18EN_250702 VERTICAL : RBW:1000.000kHz VBW:1.000kHz SWT:Auto Freq Level Limit Line Margin Read Level Ant Factor Cable Loss Preamp Factor Aux Factor APos TPos Remark MHz dBuV/m dBuV/m dB dBuV dB/m dB dB dB cm deg 1 5220.00 109.96 ------ ------ 96.90 32.75 10.63 33.75 3.43 305 132 Average

Mode	12	
	Band Edge - R	
	U-NII-1_5.15-5.25_802.11ax HE20_CH44_5220MHz	
ANT	1 + 2	
Pol.	Vertical	Fundamental
Peak	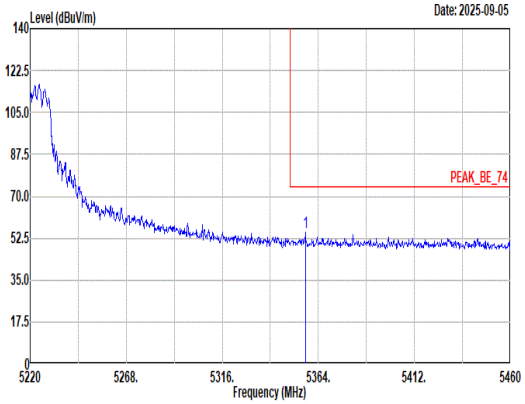 Site : 03CH23-HY Condition: PEAK_BE_74 3m DRH18-E_LE2C05A18EN_250702 VERTICAL : RBW:1000.000kHz VBW:3000.000kHz SWT:Auto Limit Read Ant Cable Preamp Aux APos TPos Freq Level Line Margin Level Factor Loss Factor Factor Remark MHz dBuV/m dBuV/m dB dBuV dB/m dB dB dB cm deg 1 5357.52 54.77 74.00 -19.23 42.08 32.52 10.77 34.08 3.48 305 132 Peak	Blank
Avg	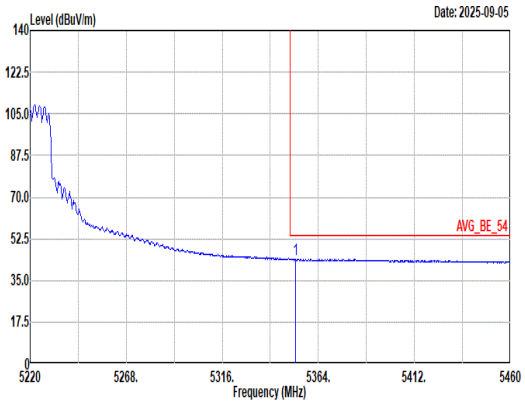 Site : 03CH23-HY Condition: AVG_BE_54 3m DRH18-E_LE2C05A18EN_250702 VERTICAL : RBW:1000.000kHz VBW:1.000kHz SWT:Auto Limit Read Ant Cable Preamp Aux APos TPos Freq Level Line Margin Level Factor Loss Factor Factor Remark MHz dBuV/m dBuV/m dB dBuV dB/m dB dB dB cm deg 1 5352.48 43.91 54.00 -10.09 31.24 32.50 10.76 34.07 3.48 305 132 Average	Blank

Mode	12	
	Harmonic	
	U-NII-1_5.15-5.25_802.11ax HE20_CH44_5220MHz	
ANT	1 + 2	
Pol.	Horizontal	Vertical
Peak Avg	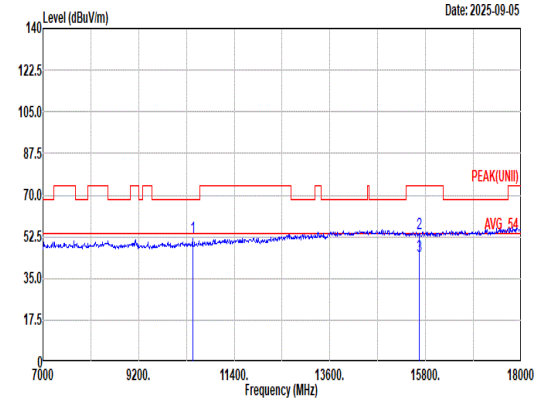 Site : 03CH23-HY Condition: PEAK(UNII) 3m DRH18-E_LE2C05A18EN_250702 HORIZONTAL Freq Level Limit Line Margin Read Level Ant Factor Cable Loss Preamp Factor Aux Factor APos TPos Remark MHz dBuV/m dBuV/m dB dBuV dB/m dB dB dB cm deg 1 10440.00 52.52 68.20 -15.68 37.15 37.42 14.94 39.13 2.14 400 256 Peak 2 15660.00 53.95 74.00 -20.05 37.48 40.88 18.41 45.29 2.47 -- -- Peak 3 15660.00 44.48 54.00 -9.52 28.01 40.88 18.41 45.29 2.47 -- -- Average	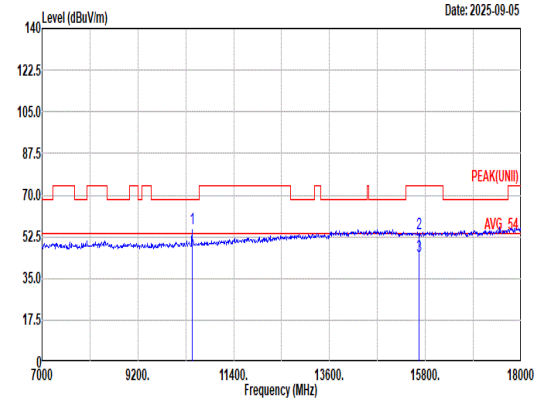 Site : 03CH23-HY Condition: PEAK(UNII) 3m DRH18-E_LE2C05A18EN_250702 VERTICAL Freq Level Limit Line Margin Read Level Ant Factor Cable Loss Preamp Factor Aux Factor APos TPos Remark MHz dBuV/m dBuV/m dB dBuV dB/m dB dB dB cm deg 1 10440.00 56.08 68.20 -12.12 40.71 37.42 14.94 39.13 2.14 307 126 Peak 2 15660.00 54.09 74.00 -19.91 37.62 40.88 18.41 45.29 2.47 -- -- Peak 3 15660.00 44.49 54.00 -9.51 28.02 40.88 18.41 45.29 2.47 -- -- Average

Mode	12	
	Harmonic	
	U-NII-1_5.15-5.25_802.11ax HE20_CH44_5220MHz	
ANT	1 + 2	
Pol.	Horizontal	Vertical
10.6G ~18G Avg	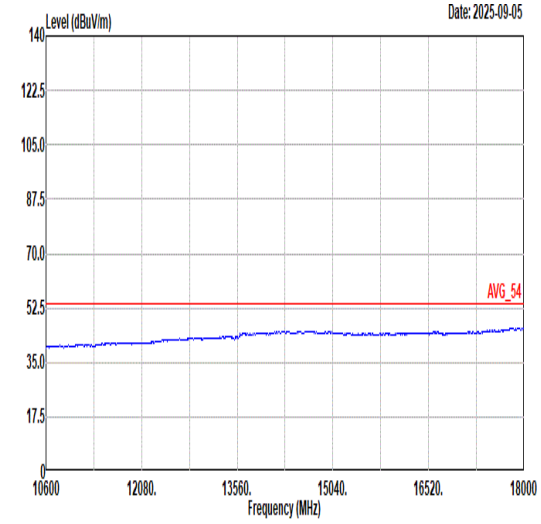 Site : 03CH23-HY Condition: AVG_54 3m DRH18-E_LE2C05A18EN_250702 HORIZONTAL	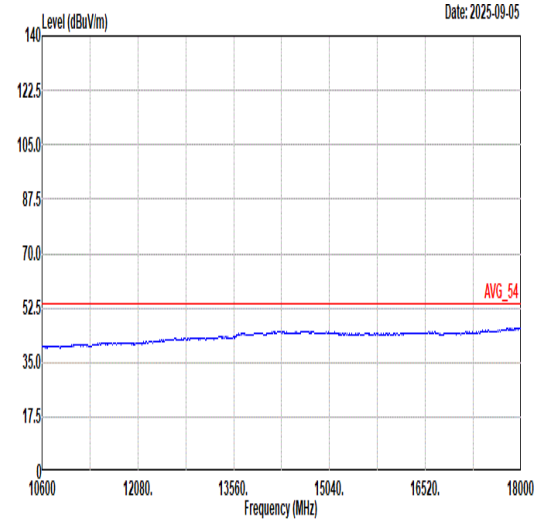 Site : 03CH23-HY Condition: AVG_54 3m DRH18-E_LE2C05A18EN_250702 VERTICAL

Mode	13	
	Band Edge - L	
	U-NII-1_5.15-5.25_802.11ax HE20_CH48_5240MHz	
ANT	1 + 2	
Pol.	Horizontal	Fundamental
Peak	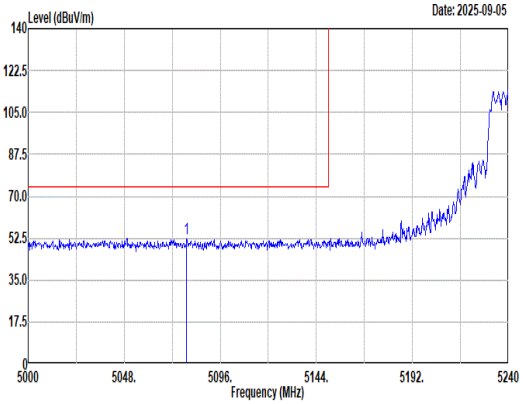 Site : 03CH23-HY Condition: PEAK_BE_74 3m DRH18-E_LE2C05A18EN_250702 HORIZONTAL : RBW:1000.000kHz VBW:3000.000kHz SWT:Auto Freq Level Limit Line Margin Read Level Ant Factor Cable Loss Preamp Factor Aux Factor APos TPos Remark MHz dBuV/m dBuV/m dB dBuV dB/m dB dB dB cm deg 1 5079.20 52.37 74.00 -21.63 38.94 32.90 10.51 33.39 3.41 400 116 Peak	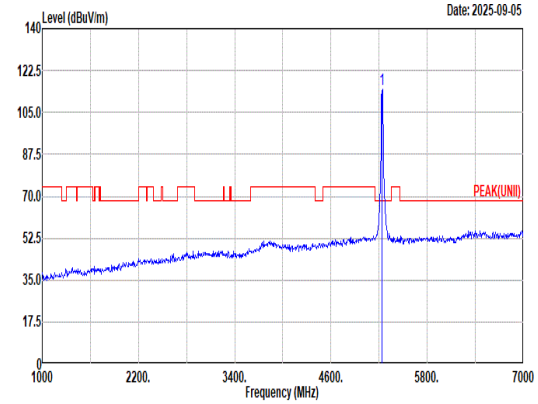 Site : 03CH23-HY Condition: PEAK(UNII) 3m DRH18-E_LE2C05A18EN_250702 HORIZONTAL : RBW:1000.000kHz VBW:3000.000kHz SWT:Auto Freq Level Limit Line Margin Read Level Ant Factor Cable Loss Preamp Factor Aux Factor APos TPos Remark MHz dBuV/m dBuV/m dB dBuV dB/m dB dB dB cm deg 1 5240.00 114.91 ------ ------ 101.93 32.70 10.65 33.81 3.44 400 116 Peak
Avg	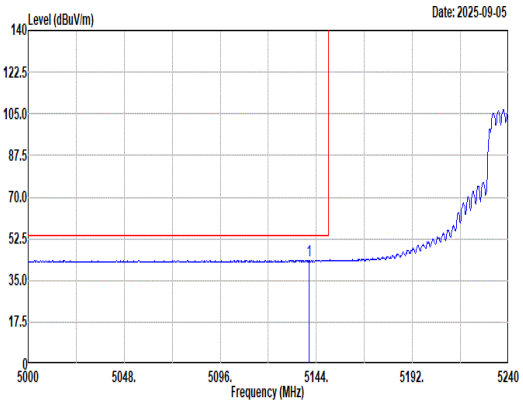 Site : 03CH23-HY Condition: AVG_BE_54 3m DRH18-E_LE2C05A18EN_250702 HORIZONTAL : RBW:1000.000kHz VBW:1.000kHz SWT:Auto Freq Level Limit Line Margin Read Level Ant Factor Cable Loss Preamp Factor Aux Factor APos TPos Remark MHz dBuV/m dBuV/m dB dBuV dB/m dB dB dB cm deg 1 5140.40 43.56 54.00 -10.44 30.22 32.90 10.56 33.54 3.42 400 116 Average	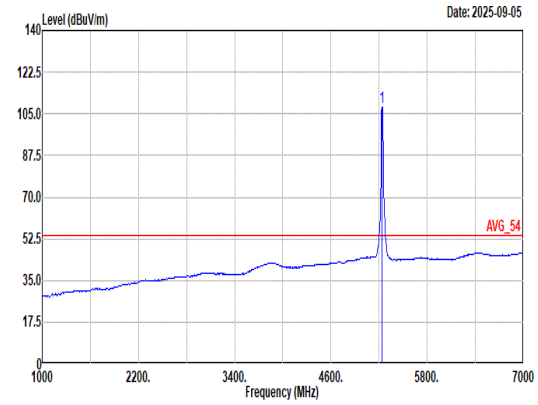 Site : 03CH23-HY Condition: AVG_54 3m DRH18-E_LE2C05A18EN_250702 HORIZONTAL : RBW:1000.000kHz VBW:1.000kHz SWT:Auto Freq Level Limit Line Margin Read Level Ant Factor Cable Loss Preamp Factor Aux Factor APos TPos Remark MHz dBuV/m dBuV/m dB dBuV dB/m dB dB dB cm deg 1 5240.00 107.82 ------ ------ 94.81 32.72 10.64 33.79 3.44 400 116 Average

Mode	13	
	Band Edge - R	
	U-NII-1_5.15-5.25_802.11ax HE20_CH48_5240MHz	
ANT	1 + 2	
Pol.	Horizontal	Fundamental
Peak	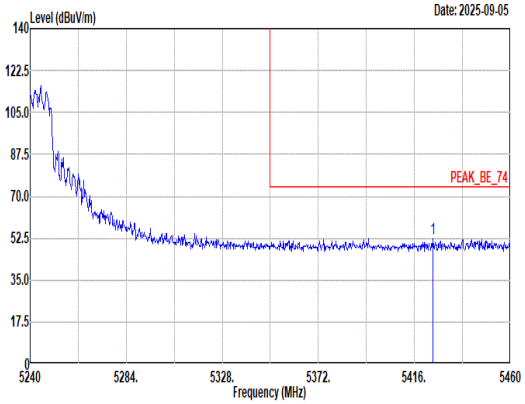 Site : 03CH23-HY Condition: PEAK_BE_74 3m DRH18-E_LE2C05A18EN_250702 HORIZONTAL : RBW:1000.000kHz VBW:3000.000kHz SWT:Auto Freq Level Limit Line Margin Read Level Ant Factor Cable Loss Preamp Factor Aux Factor APos TPos Remark MHz dBuV/m dBuV/m dB dBuV dB/m dB dB dB cm deg 1 5424.58 52.25 74.00 -21.75 39.49 32.65 10.85 34.25 3.51 400 116 Peak	Blank
Avg	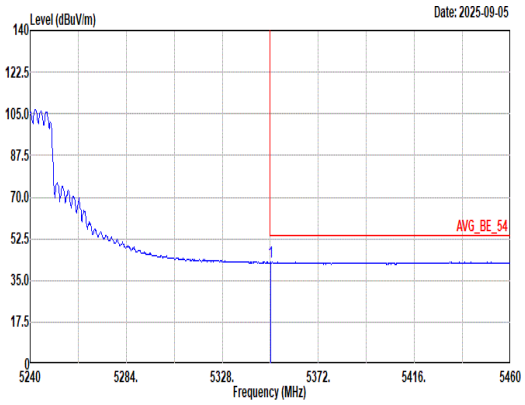 Site : 03CH23-HY Condition: AVG_BE_54 3m DRH18-E_LE2C05A18EN_250702 HORIZONTAL : RBW:1000.000kHz VBW:1.000kHz SWT:Auto Freq Level Limit Line Margin Read Level Ant Factor Cable Loss Preamp Factor Aux Factor APos TPos Remark MHz dBuV/m dBuV/m dB dBuV dB/m dB dB dB cm deg 1 5350.22 42.65 54.00 -11.35 29.98 32.50 10.76 34.07 3.48 400 116 Average	Blank

Mode	13	
	Band Edge - L	
	U-NII-1_5.15-5.25_802.11ax HE20_CH48_5240MHz	
ANT	1 + 2	
Pol.	Vertical	Fundamental
Peak	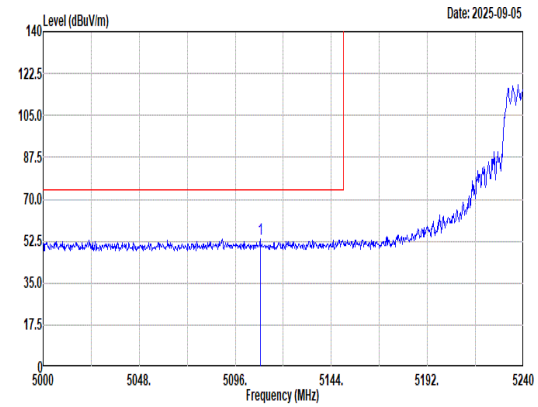 Site : 03CH23-HY Condition: PEAK_BE_74 3m DRH18-E_LE2C05A18EN_250702 VERTICAL : RBW:1000.000kHz VBW:3000.000kHz SWT:Auto Freq Level Limit Line Margin Read Level Ant Factor Cable Loss Preamp Factor Aux Factor APos TPos Remark 1 5108.48 53.52 74.00 -20.48 40.13 32.90 10.53 33.46 3.42 300 129 Peak	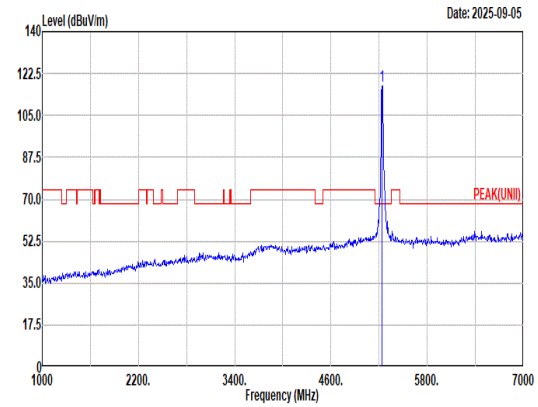 Site : 03CH23-HY Condition: PEAK(UNII) 3m DRH18-E_LE2C05A18EN_250702 VERTICAL : RBW:1000.000kHz VBW:3000.000kHz SWT:Auto Freq Level Limit Line Margin Read Level Ant Factor Cable Loss Preamp Factor Aux Factor APos TPos Remark 1 5240.00 117.42 ------ ------ 104.40 32.73 10.64 33.78 3.43 300 129 Peak
Avg	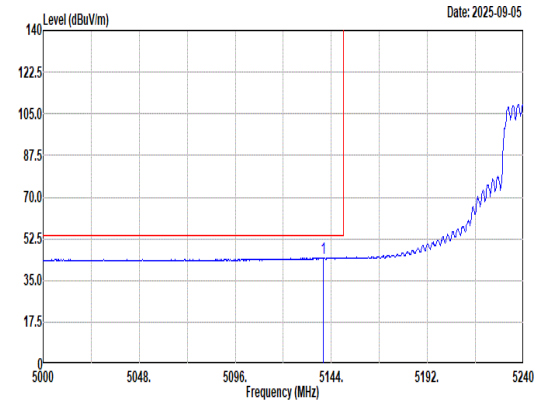 Site : 03CH23-HY Condition: AVG_BE_54 3m DRH18-E_LE2C05A18EN_250702 VERTICAL : RBW:1000.000kHz VBW:1.000kHz SWT:Auto Freq Level Limit Line Margin Read Level Ant Factor Cable Loss Preamp Factor Aux Factor APos TPos Remark 1 5140.16 44.55 54.00 -9.45 31.21 32.90 10.56 33.54 3.42 300 129 Average	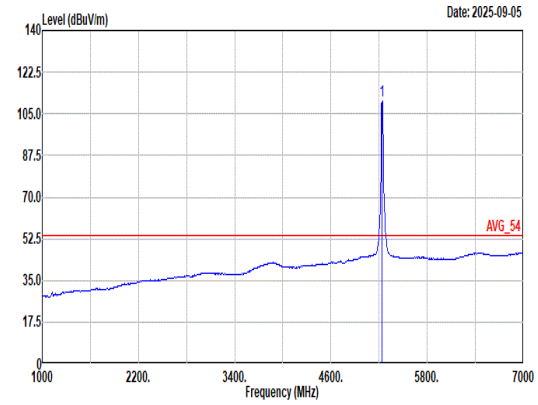 Site : 03CH23-HY Condition: AVG_54 3m DRH18-E_LE2C05A18EN_250702 VERTICAL : RBW:1000.000kHz VBW:1.000kHz SWT:Auto Freq Level Limit Line Margin Read Level Ant Factor Cable Loss Preamp Factor Aux Factor APos TPos Remark 1 5240.00 110.26 ------ ------ 97.25 32.72 10.64 33.79 3.44 300 129 Average

Mode	13	
	Band Edge - R	
	U-NII-1_5.15-5.25_802.11ax HE20_CH48_5240MHz	
ANT	1 + 2	
Pol.	Vertical	Fundamental
Peak	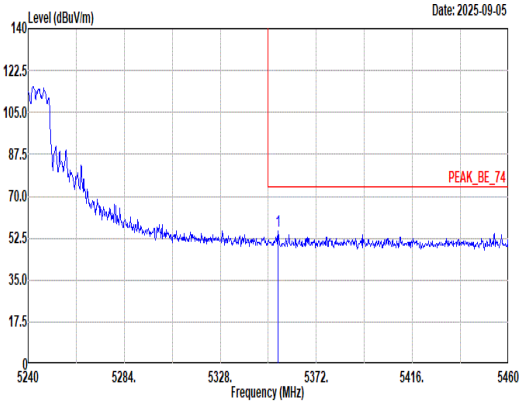 Site : 03CH23-HY Condition: PEAK_BE_74 3m DRH18-E_LE2C05A18EN_250702 VERTICAL : RBW:1000.000kHz VBW:3000.000kHz SWT:Auto Limit Read Ant Cable Preamp Aux APos TPos Freq Level Line Margin Level Factor Loss Factor Factor Remark MHz dBuV/m dBuV/m dB dBuV dB/m dB dB dB cm deg 1 5354.62 55.35 74.00 -18.65 42.68 32.51 10.76 34.08 3.48 300 129 Peak	Blank
Avg	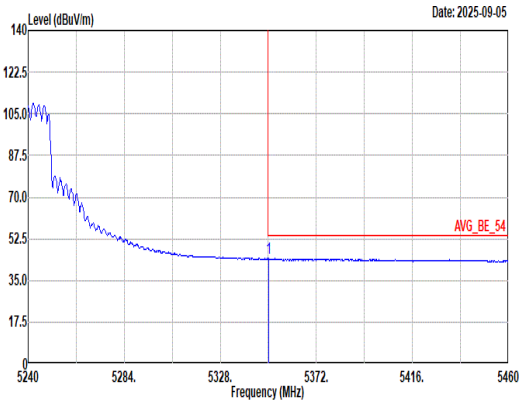 Site : 03CH23-HY Condition: AVG_BE_54 3m DRH18-E_LE2C05A18EN_250702 VERTICAL : RBW:1000.000kHz VBW:1.000kHz SWT:Auto Limit Read Ant Cable Preamp Aux APos TPos Freq Level Line Margin Level Factor Loss Factor Factor Remark MHz dBuV/m dBuV/m dB dBuV dB/m dB dB dB cm deg 1 5350.22 44.16 54.00 -9.84 31.49 32.50 10.76 34.07 3.48 300 129 Average	Blank

Mode	13	
	Harmonic	
	U-NII-1_5.15-5.25_802.11ax HE20_CH48_5240MHz	
ANT	1 + 2	
Pol.	Horizontal	Vertical
Peak Avg	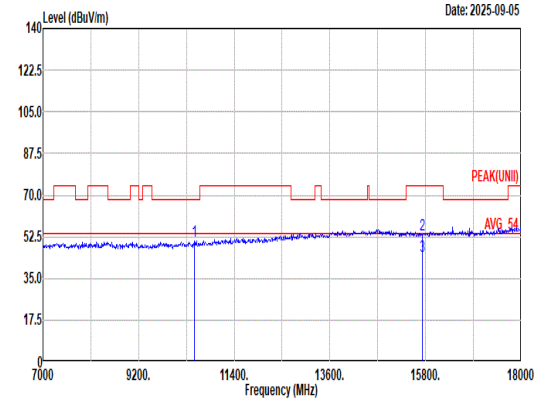 Site : 03CH23-HY Condition: PEAK(UNII) 3m DRH18-E_LE2C05A18EN_250702 HORIZONTAL Freq Level Limit Line Margin Read Level Ant Factor Cable Loss Preamp Factor Aux Factor APos TPos Remark MHz dBuV/m dBuV/m dB dBuV dB/m dB dB dB cm deg 1 10480.00 50.90 68.20 -17.30 35.50 37.46 14.97 39.18 2.15 -- -- Peak 2 15720.00 53.48 74.00 -20.52 37.07 40.84 18.44 45.35 2.48 -- -- Peak 3 15720.00 44.43 54.00 -9.57 28.02 40.84 18.44 45.35 2.48 -- -- Average	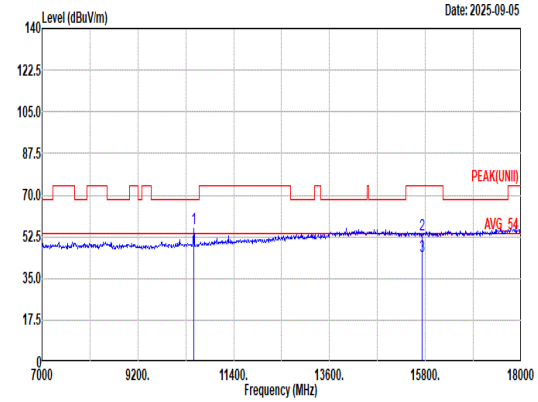 Site : 03CH23-HY Condition: PEAK(UNII) 3m DRH18-E_LE2C05A18EN_250702 VERTICAL Freq Level Limit Line Margin Read Level Ant Factor Cable Loss Preamp Factor Aux Factor APos TPos Remark MHz dBuV/m dBuV/m dB dBuV dB/m dB dB dB cm deg 1 10480.00 55.78 68.20 -12.42 40.38 37.46 14.97 39.18 2.15 -- -- Peak 2 15720.00 53.45 74.00 -20.55 37.04 40.84 18.44 45.35 2.48 -- -- Peak 3 15720.00 44.44 54.00 -9.56 28.03 40.84 18.44 45.35 2.48 -- -- Average

Mode	13	
	Harmonic	
	U-NII-1_5.15-5.25_802.11ax HE20_CH48_5240MHz	
ANT	1 + 2	
Pol.	Horizontal	Vertical
10.6G ~18G Avg	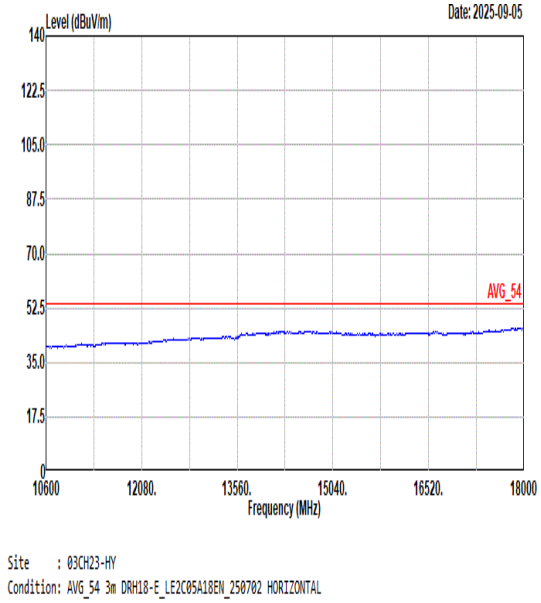	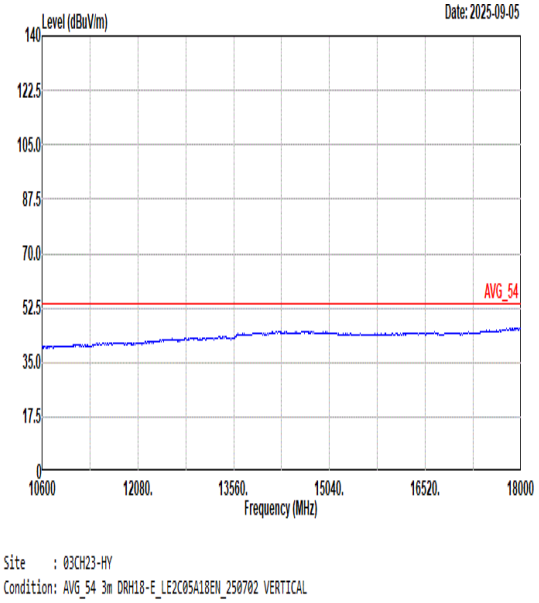

Mode	14	
	Band Edge	
	U-NII-1_5.15-5.25_802.11ax HE20_CH36_26/0_5180MHz	
ANT	1 + 2	
Pol.	Horizontal	Fundamental
Peak	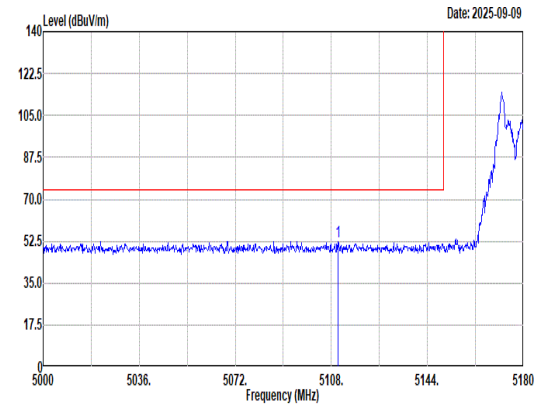 Site : 03CH23-HY Condition: PEAK_BE_74 3m DRH18-E_LE2C05A18EN_250702 HORIZONTAL : RBW:1000.000kHz VBW:3000.000kHz SWT:Auto Freq Level Limit Line Margin Read Level Ant Factor Cable Loss Preamp Factor Aux Factor APos TPos Remark MHz dBuV/m dBuV/m dB dBuV dB/m dB dB dB cm deg 1 5110.52 52.43 74.00 -21.57 39.05 32.90 10.53 33.47 3.42 400 118 Peak	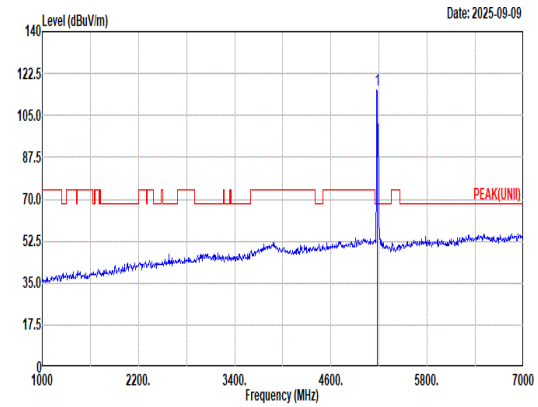 Site : 03CH23-HY Condition: PEAK(UNII) 3m DRH18-E_LE2C05A18EN_250702 HORIZONTAL : RBW:1000.000kHz VBW:3000.000kHz SWT:Auto Freq Level Limit Line Margin Read Level Ant Factor Cable Loss Preamp Factor Aux Factor APos TPos Remark MHz dBuV/m dBuV/m dB dBuV dB/m dB dB dB cm deg 1 5180.00 115.47 ------ ------ 102.23 32.86 10.58 33.62 3.42 400 118 Peak
Avg	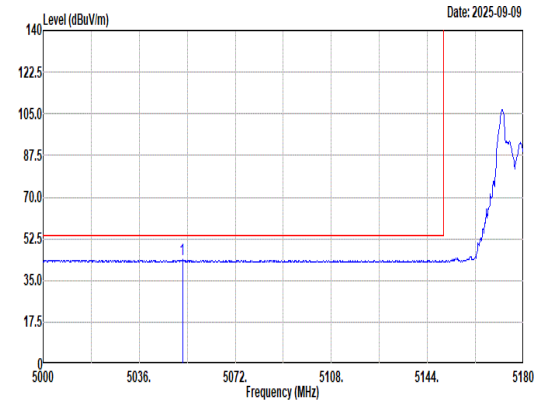 Site : 03CH23-HY Condition: AVG_BE_54 3m DRH18-E_LE2C05A18EN_250702 HORIZONTAL : RBW:1000.000kHz VBW:2.000kHz SWT:Auto Freq Level Limit Line Margin Read Level Ant Factor Cable Loss Preamp Factor Aux Factor APos TPos Remark MHz dBuV/m dBuV/m dB dBuV dB/m dB dB dB cm deg 1 5052.20 43.62 54.00 -10.38 30.14 32.90 10.49 33.32 3.41 400 118 Average	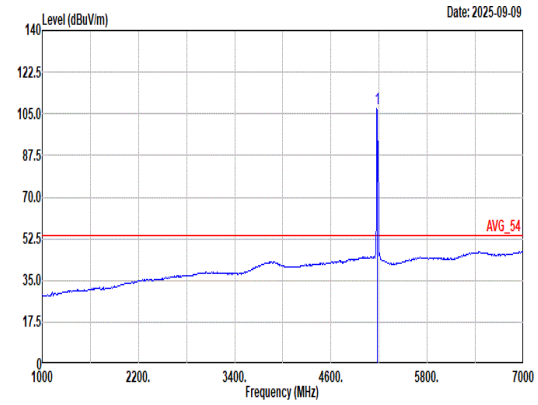 Site : 03CH23-HY Condition: AVG_54 3m DRH18-E_LE2C05A18EN_250702 HORIZONTAL : RBW:1000.000kHz VBW:2.000kHz SWT:Auto Freq Level Limit Line Margin Read Level Ant Factor Cable Loss Preamp Factor Aux Factor APos TPos Remark MHz dBuV/m dBuV/m dB dBuV dB/m dB dB dB cm deg 1 5180.00 107.47 ------ ------ 94.23 32.86 10.58 33.62 3.42 400 118 Average

Mode	14	
	Band Edge	
	U-NII-1_5.15-5.25_802.11ax HE20_CH36_26/0_5180MHz	
ANT	1 + 2	
Pol.	Vertical	Fundamental
Peak	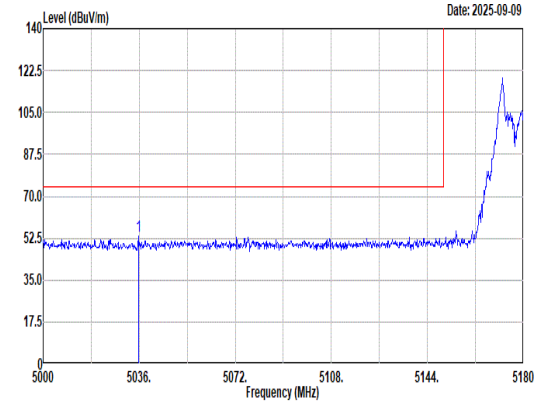 Site : 03CH23-HY Condition: PEAK_BE_74 3m DRH18-E_LE2C05A18EN_250702 VERTICAL : RBW:1000.000kHz VBW:3000.000kHz SWT:Auto Freq Level Limit Line Margin Read Level Ant Factor Cable Loss Preamp Factor Aux Factor APos TPos Remark MHz dBuV/m dBuV/m dB dBuV dB/m dB dB dB cm deg 1 5035.64 53.55 74.00 -20.45 40.01 32.93 10.48 33.28 3.41 281 131 Peak	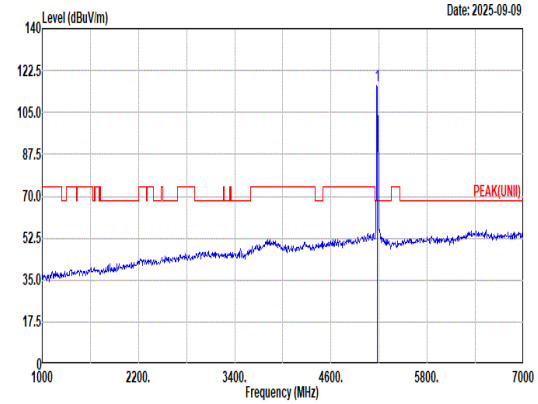 Site : 03CH23-HY Condition: PEAK(UNII) 3m DRH18-E_LE2C05A18EN_250702 VERTICAL : RBW:1000.000kHz VBW:3000.000kHz SWT:Auto Freq Level Limit Line Margin Read Level Ant Factor Cable Loss Preamp Factor Aux Factor APos TPos Remark MHz dBuV/m dBuV/m dB dBuV dB/m dB dB dB cm deg 1 5180.00 116.07 ------ ------ 102.83 32.86 10.58 33.62 3.42 281 131 Peak
Avg	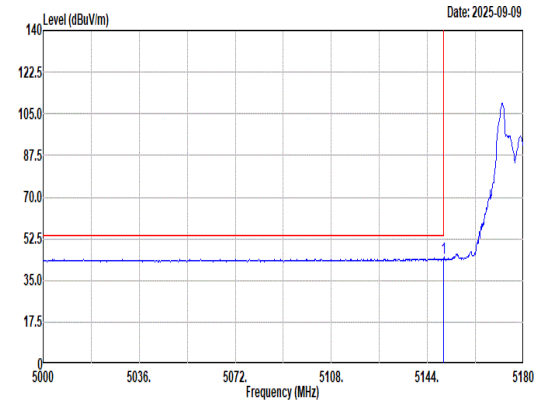 Site : 03CH23-HY Condition: AVG_BE_54 3m DRH18-E_LE2C05A18EN_250702 VERTICAL : RBW:1000.000kHz VBW:2.000kHz SWT:Auto Freq Level Limit Line Margin Read Level Ant Factor Cable Loss Preamp Factor Aux Factor APos TPos Remark MHz dBuV/m dBuV/m dB dBuV dB/m dB dB dB cm deg 1 5149.94 44.34 54.00 -9.66 31.02 32.90 10.56 33.56 3.42 281 131 Average	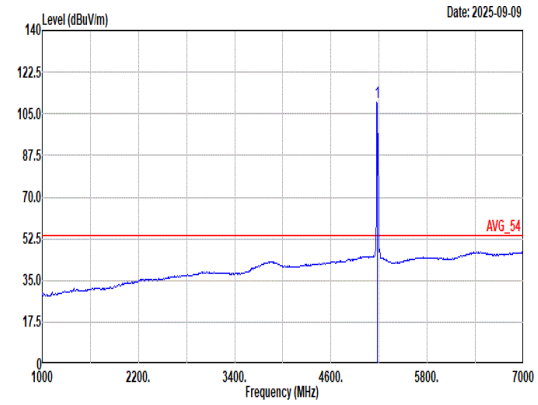 Site : 03CH23-HY Condition: AVG_54 3m DRH18-E_LE2C05A18EN_250702 VERTICAL : RBW:1000.000kHz VBW:2.000kHz SWT:Auto Freq Level Limit Line Margin Read Level Ant Factor Cable Loss Preamp Factor Aux Factor APos TPos Remark MHz dBuV/m dBuV/m dB dBuV dB/m dB dB dB cm deg 1 5180.00 110.09 ------ ------ 96.85 32.86 10.58 33.62 3.42 281 131 Average

Mode	15	
	Band Edge	
	U-NII-1_5.15-5.25_802.11ax HE20_CH36_106/53_5180MHz	
ANT	1 + 2	
Pol.	Horizontal	Fundamental
Peak	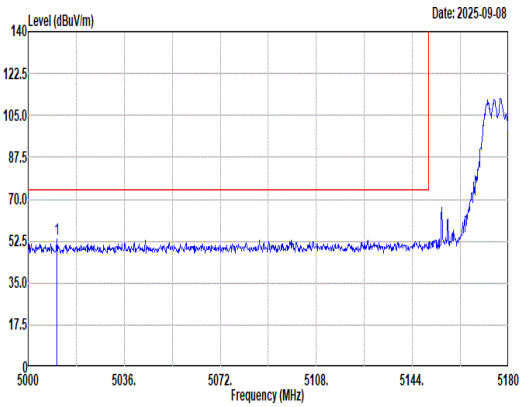 Site : 03CH23-HY Condition: PEAK_BE_74 3m DRH18-E_LE2C05A18EN_250702 HORIZONTAL : RBW:1000.000kHz VBW:3000.000kHz SWT:Auto Freq Level Limit Line Margin Read Level Ant Factor Cable Loss Preamp Factor Aux Factor APos TPos Remark MHz dBuV/m dBuV/m dB dBuV dB/m dB dB dB cm deg 1 5010.80 53.27 74.00 -20.73 39.64 32.98 10.46 33.22 3.41 399 121 Peak	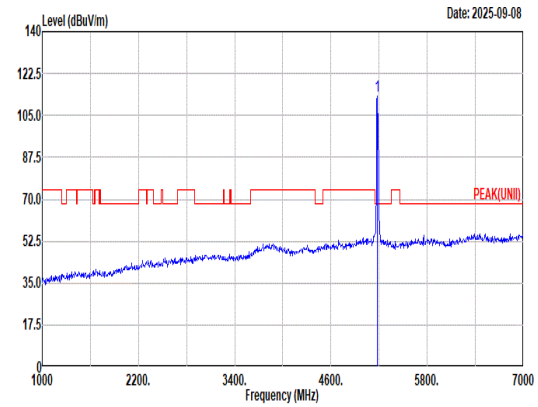 Site : 03CH23-HY Condition: PEAK(UNII) 3m DRH18-E_LE2C05A18EN_250702 HORIZONTAL : RBW:1000.000kHz VBW:3000.000kHz SWT:Auto Freq Level Limit Line Margin Read Level Ant Factor Cable Loss Preamp Factor Aux Factor APos TPos Remark MHz dBuV/m dBuV/m dB dBuV dB/m dB dB dB cm deg 1 5180.00 112.89 ------ ------ 99.67 32.85 10.58 33.63 3.42 399 121 Peak
Avg	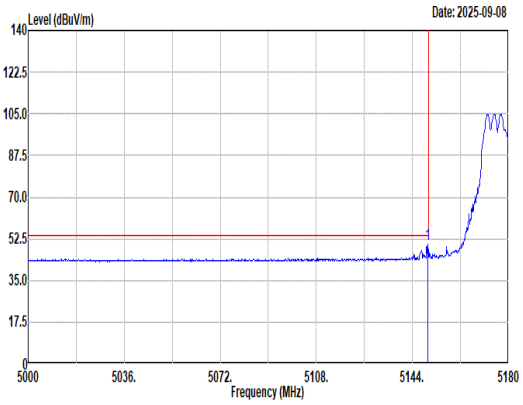 Site : 03CH23-HY Condition: AVG_BE_54 3m DRH18-E_LE2C05A18EN_250702 HORIZONTAL : RBW:1000.000kHz VBW:2.700kHz SWT:Auto Freq Level Limit Line Margin Read Level Ant Factor Cable Loss Preamp Factor Aux Factor APos TPos Remark MHz dBuV/m dBuV/m dB dBuV dB/m dB dB dB cm deg 1 5149.76 49.95 54.00 -4.05 36.63 32.90 10.56 33.56 3.42 399 121 Average	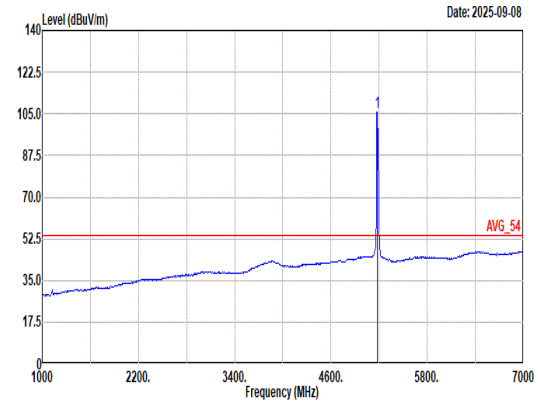 Site : 03CH23-HY Condition: AVG_54 3m DRH18-E_LE2C05A18EN_250702 HORIZONTAL : RBW:1000.000kHz VBW:2.700kHz SWT:Auto Freq Level Limit Line Margin Read Level Ant Factor Cable Loss Preamp Factor Aux Factor APos TPos Remark MHz dBuV/m dBuV/m dB dBuV dB/m dB dB dB cm deg 1 5180.00 105.76 ------ ------ 92.54 32.85 10.58 33.63 3.42 399 121 Average

Mode	15	
	Band Edge	
	U-NII-1_5.15-5.25_802.11ax HE20_CH36_106/53_5180MHz	
ANT	1 + 2	
Pol.	Vertical	Fundamental
Peak	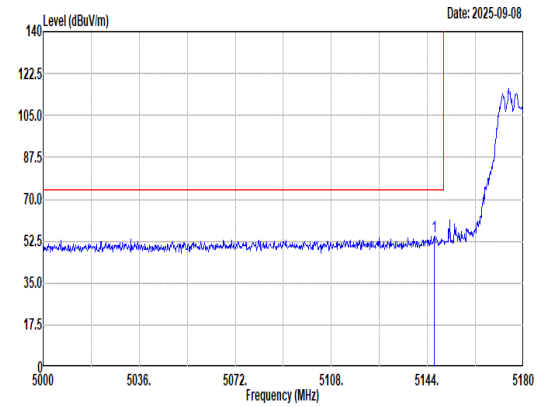 Site : 03CH23-HY Condition: PEAK_BE_74 3m DRH18-E_LE2C05A18EN_250702 VERTICAL : RBW:1000.000kHz VBW:3000.000kHz SWT:Auto Freq Level Limit Line Margin Read Level Ant Factor Cable Loss Preamp Factor Aux Factor APos TPos Remark MHz dBuV/m dBuV/m dB dBuV dB/m dB dB dB cm deg 1 5146.70 54.62 74.00 -19.38 41.30 32.90 10.56 33.56 3.42 291 131 Peak	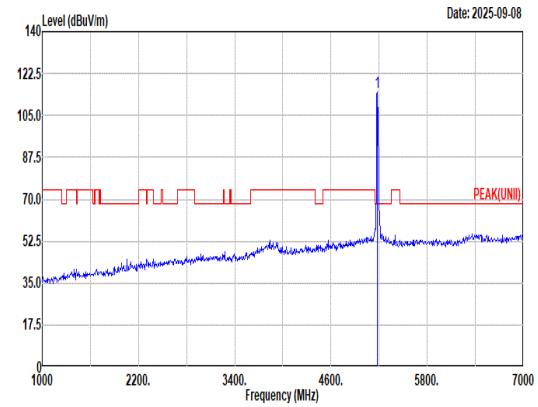 Site : 03CH23-HY Condition: PEAK(UNII) 3m DRH18-E_LE2C05A18EN_250702 VERTICAL : RBW:1000.000kHz VBW:3000.000kHz SWT:Auto Freq Level Limit Line Margin Read Level Ant Factor Cable Loss Preamp Factor Aux Factor APos TPos Remark MHz dBuV/m dBuV/m dB dBuV dB/m dB dB dB cm deg 1 5180.00 114.74 ------ ------ 101.52 32.85 10.58 33.63 3.42 291 131 Peak
Avg	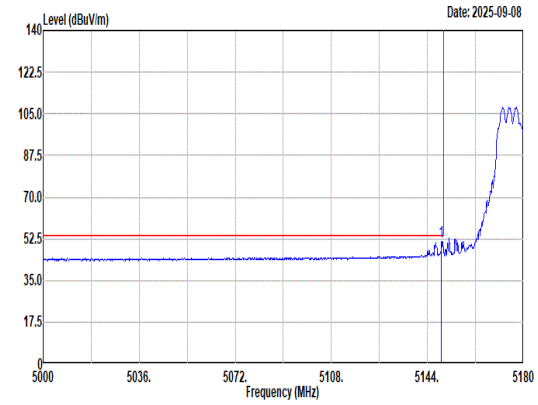 Site : 03CH23-HY Condition: AVG_BE_54 3m DRH18-E_LE2C05A18EN_250702 VERTICAL : RBW:1000.000kHz VBW:2.700kHz SWT:Auto Freq Level Limit Line Margin Read Level Ant Factor Cable Loss Preamp Factor Aux Factor APos TPos Remark MHz dBuV/m dBuV/m dB dBuV dB/m dB dB dB cm deg 1 5149.22 51.20 54.00 -2.80 37.88 32.90 10.56 33.56 3.42 291 131 Average	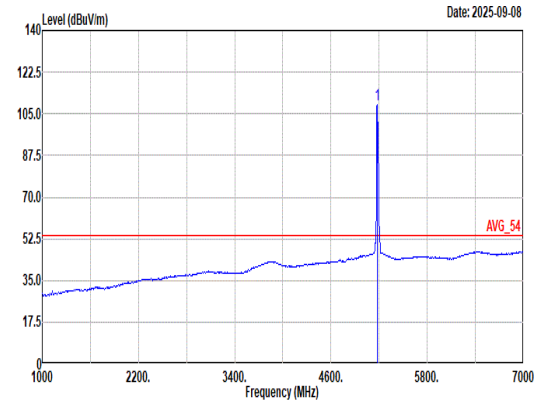 Site : 03CH23-HY Condition: AVG_54 3m DRH18-E_LE2C05A18EN_250702 VERTICAL : RBW:1000.000kHz VBW:2.700kHz SWT:Auto Freq Level Limit Line Margin Read Level Ant Factor Cable Loss Preamp Factor Aux Factor APos TPos Remark MHz dBuV/m dBuV/m dB dBuV dB/m dB dB dB cm deg 1 5180.00 108.58 ------ ------ 95.36 32.85 10.58 33.63 3.42 291 131 Average

Mode	16	
	Band Edge - L	
	U-NII-1_5.15-5.25_802.11ax HE40_CH38_5190MHz	
ANT	1 + 2	
Pol.	Horizontal	Fundamental
Peak	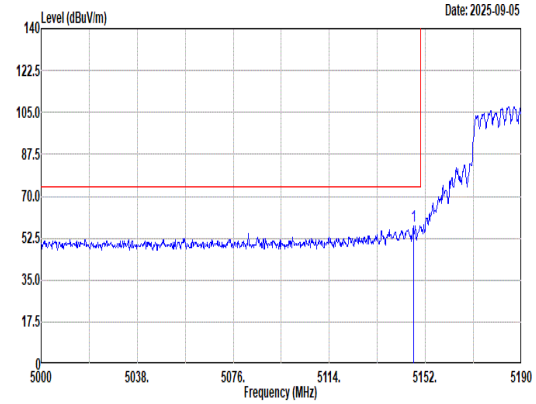 Site : 03CH23-HY Condition: PEAK_BE_74 3m DRH18-E_LE2C05A18EN_250702 HORIZONTAL : RBW:1000.000kHz VBW:3000.000kHz SWT:Auto Freq Level Limit Line Margin Read Level Ant Factor Cable Loss Preamp Factor Aux Factor APos TPos Remark MHz dBuV/m dBuV/m dB dBuV dB/m dB dB dB cm deg 1 5147.44 57.65 74.00 -16.35 44.33 32.90 10.56 33.56 3.42 399 120 Peak	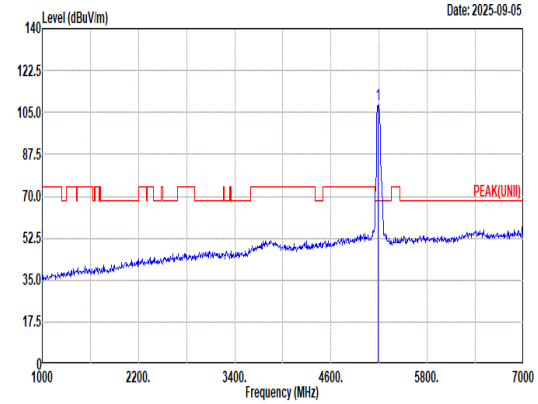 Site : 03CH23-HY Condition: PEAK(UNII) 3m DRH18-E_LE2C05A18EN_250702 HORIZONTAL : RBW:1000.000kHz VBW:3000.000kHz SWT:Auto Freq Level Limit Line Margin Read Level Ant Factor Cable Loss Preamp Factor Aux Factor APos TPos Remark MHz dBuV/m dBuV/m dB dBuV dB/m dB dB dB cm deg 1 5190.00 108.21 ------ ------ 95.08 32.80 10.60 33.69 3.42 399 120 Peak
Avg	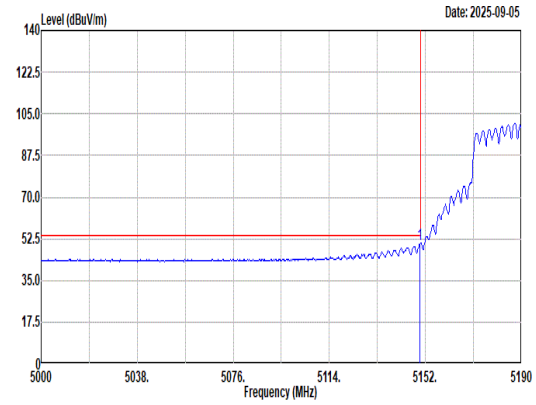 Site : 03CH23-HY Condition: AVG_BE_54 3m DRH18-E_LE2C05A18EN_250702 HORIZONTAL : RBW:1000.000kHz VBW:2.000kHz SWT:Auto Freq Level Limit Line Margin Read Level Ant Factor Cable Loss Preamp Factor Aux Factor APos TPos Remark MHz dBuV/m dBuV/m dB dBuV dB/m dB dB dB cm deg 1 5149.91 50.43 54.00 -3.57 37.11 32.90 10.56 33.56 3.42 399 120 Average	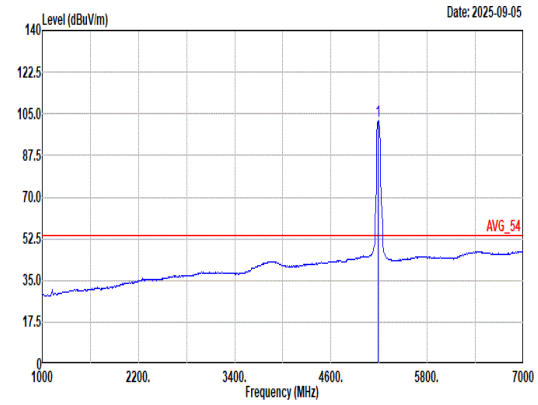 Site : 03CH23-HY Condition: AVG_54 3m DRH18-E_LE2C05A18EN_250702 HORIZONTAL : RBW:1000.000kHz VBW:2.000kHz SWT:Auto Freq Level Limit Line Margin Read Level Ant Factor Cable Loss Preamp Factor Aux Factor APos TPos Remark MHz dBuV/m dBuV/m dB dBuV dB/m dB dB dB cm deg 1 5190.00 101.99 ------ ------ 88.83 32.81 10.60 33.67 3.42 399 120 Average

Mode	16	
	Band Edge - R	
	U-NII-1_5.15-5.25_802.11ax HE40_CH38_5190MHz	
ANT	1 + 2	
Pol.	Horizontal	Fundamental
Peak	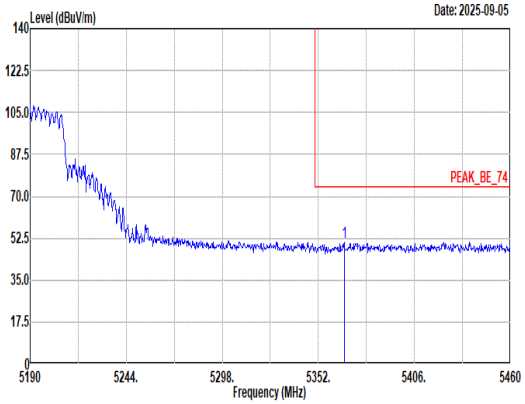 Site : 03CH23-HY Condition: PEAK_BE_74 3m DRH18-E_LE2C05A18EN_250702 HORIZONTAL : RBW:1000.000kHz VBW:3000.000kHz SWT:Auto Freq Level Limit Line Margin Read Level Ant Factor Cable Loss Preamp Factor Aux Factor APos TPos Remark MHz dBuV/m dBuV/m dB dBuV dB/m dB dB dB cm deg 1 5366.58 50.79 74.00 -23.21 38.11 32.53 10.77 34.11 3.49 399 120 Peak	Blank
Avg	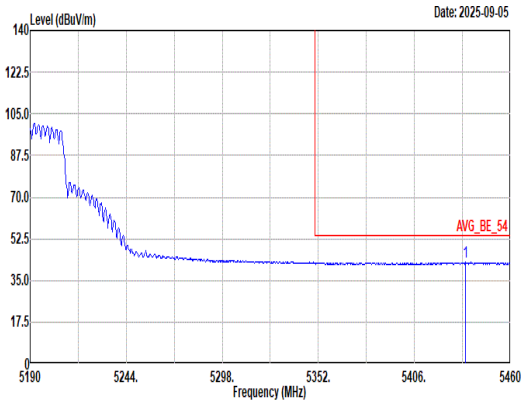 Site : 03CH23-HY Condition: AVG_BE_54 3m DRH18-E_LE2C05A18EN_250702 HORIZONTAL : RBW:1000.000kHz VBW:2.000kHz SWT:Auto Freq Level Limit Line Margin Read Level Ant Factor Cable Loss Preamp Factor Aux Factor APos TPos Remark MHz dBuV/m dBuV/m dB dBuV dB/m dB dB dB cm deg 1 5434.89 42.61 54.00 -11.39 29.84 32.67 10.87 34.28 3.51 399 120 Average	Blank

Mode	16	
	Band Edge - L	
	U-NII-1_5.15-5.25_802.11ax HE40_CH38_5190MHz	
ANT	1 + 2	
Pol.	Vertical	Fundamental
Peak	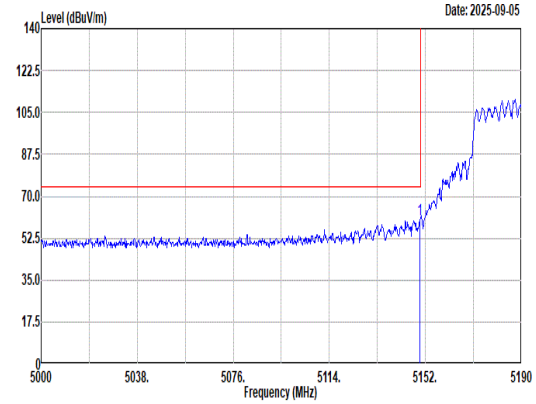 Site : 03CH23-HY Condition: PEAK_BE_74 3m DRH18-E_LE2C05A18EN_250702 VERTICAL : RBW:1000.000kHz VBW:3000.000kHz SWT:Auto Freq Level Limit Line Margin Read Level Ant Factor Cable Loss Preamp Factor Aux Factor APos TPos Remark MHz dBuV/m dBuV/m dB dBuV dB/m dB dB dB cm deg 1 5149.72 60.05 74.00 -13.95 46.73 32.90 10.56 33.56 3.42 300 132 Peak	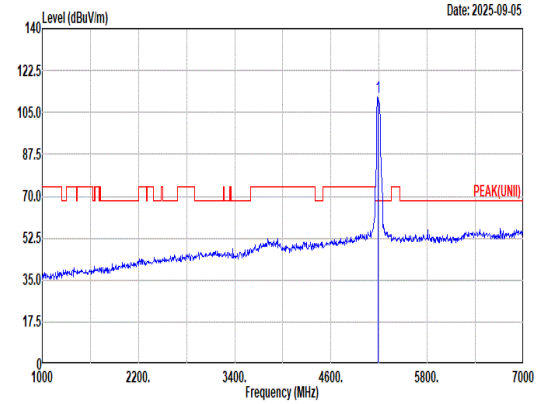 Site : 03CH23-HY Condition: PEAK(UNII) 3m DRH18-E_LE2C05A18EN_250702 VERTICAL : RBW:1000.000kHz VBW:3000.000kHz SWT:Auto Freq Level Limit Line Margin Read Level Ant Factor Cable Loss Preamp Factor Aux Factor APos TPos Remark MHz dBuV/m dBuV/m dB dBuV dB/m dB dB dB cm deg 1 5190.00 111.28 ------ ------ 98.08 32.84 10.59 33.65 3.42 300 132 Peak
Avg	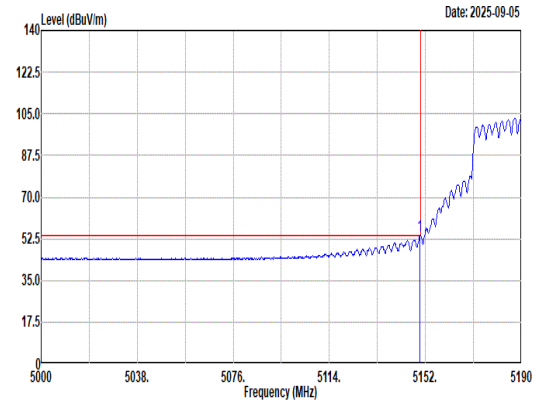 Site : 03CH23-HY Condition: AVG_BE_54 3m DRH18-E_LE2C05A18EN_250702 VERTICAL : RBW:1000.000kHz VBW:2.000kHz SWT:Auto Freq Level Limit Line Margin Read Level Ant Factor Cable Loss Preamp Factor Aux Factor APos TPos Remark MHz dBuV/m dBuV/m dB dBuV dB/m dB dB dB cm deg 1 5149.72 53.68 54.00 -0.32 40.36 32.90 10.56 33.56 3.42 300 132 Average	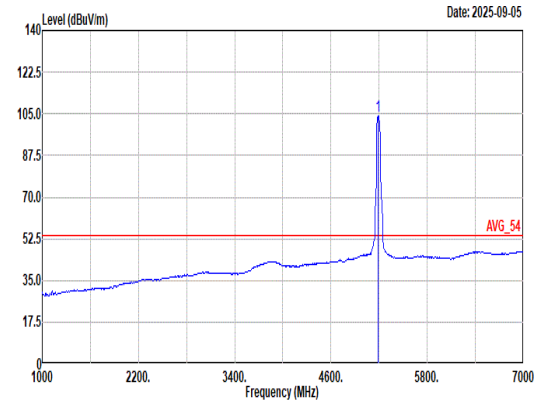 Site : 03CH23-HY Condition: AVG_54 3m DRH18-E_LE2C05A18EN_250702 VERTICAL : RBW:1000.000kHz VBW:2.000kHz SWT:Auto Freq Level Limit Line Margin Read Level Ant Factor Cable Loss Preamp Factor Aux Factor APos TPos Remark MHz dBuV/m dBuV/m dB dBuV dB/m dB dB dB cm deg 1 5190.00 104.29 ------ ------ 91.13 32.81 10.60 33.67 3.42 300 132 Average

Mode	16	
	Band Edge - R	
	U-NII-1_5.15-5.25_802.11ax HE40_CH38_5190MHz	
ANT	1 + 2	
Pol.	Vertical	Fundamental
Peak	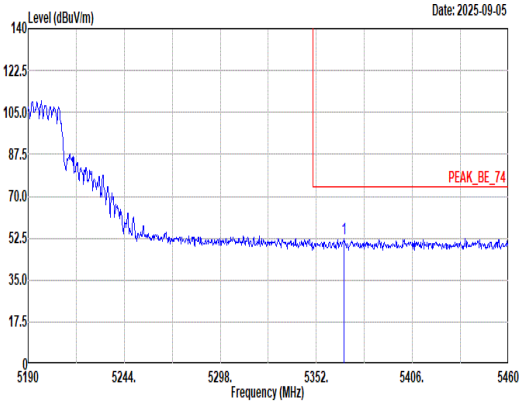 Site : 03CH23-HY Condition: PEAK_BE_74 3m DRH18-E_LE2C05A18EN_250702 VERTICAL : RBW:1000.000kHz VBW:3000.000kHz SWT:Auto Limit Read Ant Cable Preamp Aux APos TPos Freq Level Line Margin Level Factor Loss Factor Factor Remark MHz dBuV/m dBuV/m dB dBuV dB/m dB dB dB cm deg 1 5367.66 52.47 74.00 -21.53 39.77 32.54 10.78 34.11 3.49 300 132 Peak	Blank
Avg	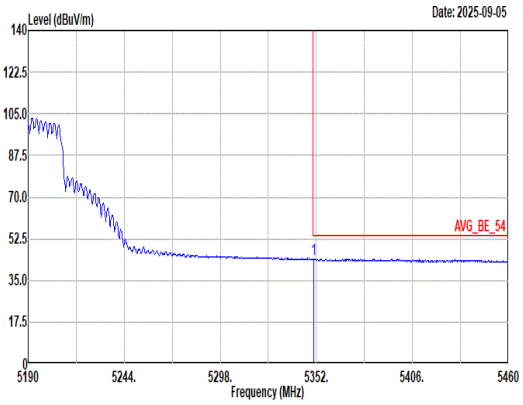 Site : 03CH23-HY Condition: AVG_BE_54 3m DRH18-E_LE2C05A18EN_250702 VERTICAL : RBW:1000.000kHz VBW:2.000kHz SWT:Auto Limit Read Ant Cable Preamp Aux APos TPos Freq Level Line Margin Level Factor Loss Factor Factor Remark MHz dBuV/m dBuV/m dB dBuV dB/m dB dB dB cm deg 1 5350.65 44.02 54.00 -9.98 31.35 32.50 10.76 34.07 3.48 300 132 Average	Blank

Mode	16	
	Harmonic	
	U-NII-1_5.15-5.25_802.11ax HE40_CH38_5190MHz	
ANT	1 + 2	
Pol.	Horizontal	Vertical
Peak Avg	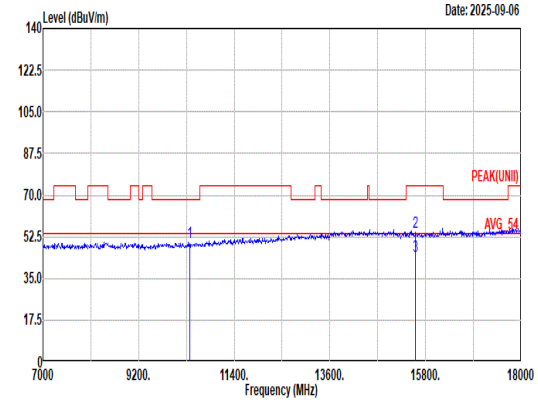 Site : 03CH23-HY Condition: PEAK(UNII) 3m DRH18-E_LE2C05A18EN_250702 HORIZONTAL Freq Level Limit Line Margin Read Level Ant Factor Cable Loss Preamp Factor Aux Factor APos TPos Remark MHz dBuV/m dBuV/m dB dBuV dB/m dB dB dB cm deg 1 10380.00 50.06 68.20 -18.14 34.51 37.58 14.90 39.07 2.14 -- -- Peak 2 15570.00 54.23 74.00 -19.77 37.62 41.00 18.35 45.20 2.46 -- -- Peak 3 15570.00 44.33 54.00 -9.67 27.72 41.00 18.35 45.20 2.46 -- -- Average	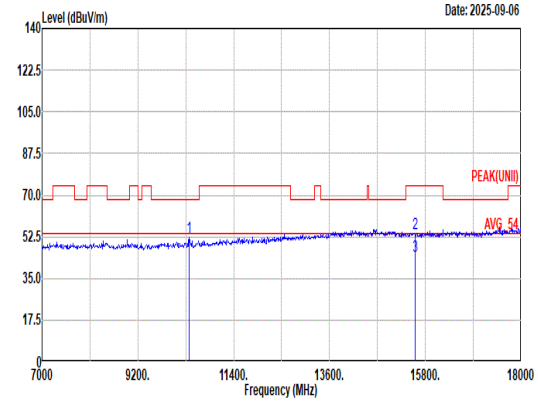 Site : 03CH23-HY Condition: PEAK(UNII) 3m DRH18-E_LE2C05A18EN_250702 VERTICAL Freq Level Limit Line Margin Read Level Ant Factor Cable Loss Preamp Factor Aux Factor APos TPos Remark MHz dBuV/m dBuV/m dB dBuV dB/m dB dB dB cm deg 1 10380.00 52.09 68.20 -16.11 36.54 37.58 14.90 39.07 2.14 -- -- Peak 2 15570.00 54.09 74.00 -19.91 37.48 41.00 18.35 45.20 2.46 -- -- Peak 3 15570.00 44.21 54.00 -9.79 27.60 41.00 18.35 45.20 2.46 -- -- Average

Mode	16	
	Harmonic	
	U-NII-1_5.15-5.25_802.11ax HE40_CH38_5190MHz	
ANT	1 + 2	
Pol.	Horizontal	Vertical
10.6G ~18G Avg	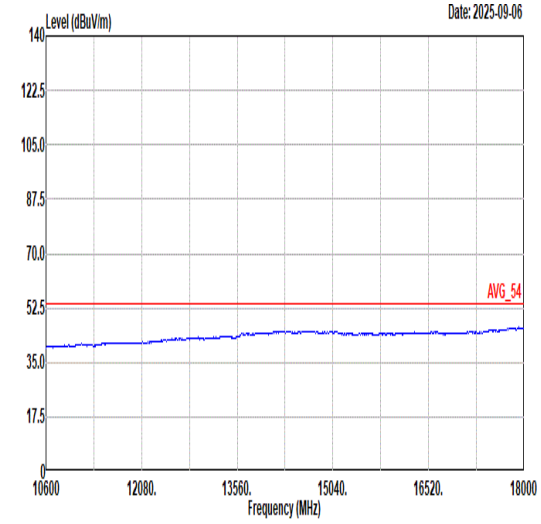 Site : 03CH23-HY Condition: AVG_54 3m DRH18-E_LE2C05A18EN_250702 HORIZONTAL	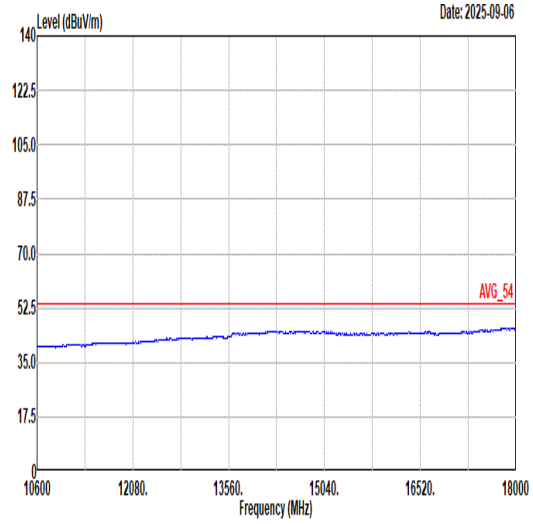 Site : 03CH23-HY Condition: AVG_54 3m DRH18-E_LE2C05A18EN_250702 VERTICAL

Mode	17	
	Band Edge - L	
	U-NII-1_5.15-5.25_802.11ax HE40_CH46_5230MHz	
ANT	1 + 2	
Pol.	Horizontal	Fundamental
Peak	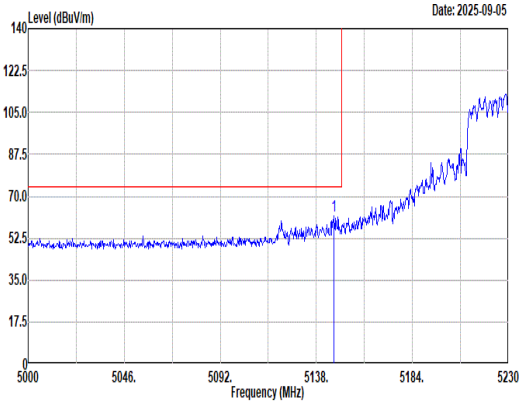 Site : 03CH23-HY Condition: PEAK_BE_74 3m DRH18-E_LE2C05A18EN_250702 HORIZONTAL : RBW:1000.000kHz VBW:3000.000kHz SWT:Auto Freq Level Limit Line Margin Read Level Ant Factor Cable Loss Preamp Factor Aux Factor APos TPos Remark MHz dBuV/m dBuV/m dB dBuV dB/m dB dB dB cm deg 1 5146.28 61.63 74.00 -12.37 48.31 32.90 10.56 33.56 3.42 400 125 Peak	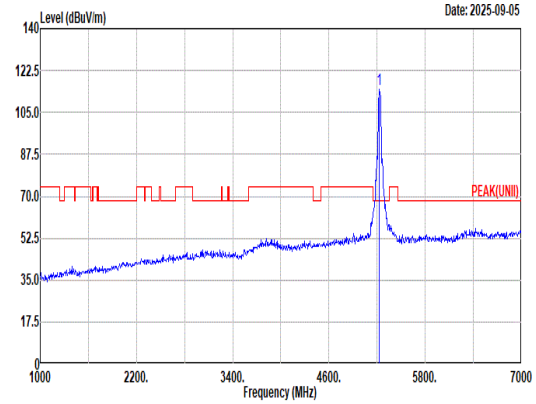 Site : 03CH23-HY Condition: PEAK(UNII) 3m DRH18-E_LE2C05A18EN_250702 HORIZONTAL : RBW:1000.000kHz VBW:3000.000kHz SWT:Auto Freq Level Limit Line Margin Read Level Ant Factor Cable Loss Preamp Factor Aux Factor APos TPos Remark MHz dBuV/m dBuV/m dB dBuV dB/m dB dB dB cm deg 1 5230.00 114.63 ------ ------ 101.59 32.74 10.63 33.76 3.43 400 125 Peak
Avg	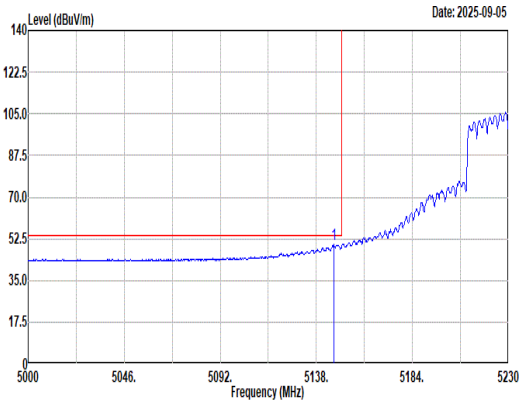 Site : 03CH23-HY Condition: AVG_BE_54 3m DRH18-E_LE2C05A18EN_250702 HORIZONTAL : RBW:1000.000kHz VBW:2.000kHz SWT:Auto Freq Level Limit Line Margin Read Level Ant Factor Cable Loss Preamp Factor Aux Factor APos TPos Remark MHz dBuV/m dBuV/m dB dBuV dB/m dB dB dB cm deg 1 5146.28 50.24 54.00 -3.76 36.92 32.90 10.56 33.56 3.42 400 125 Average	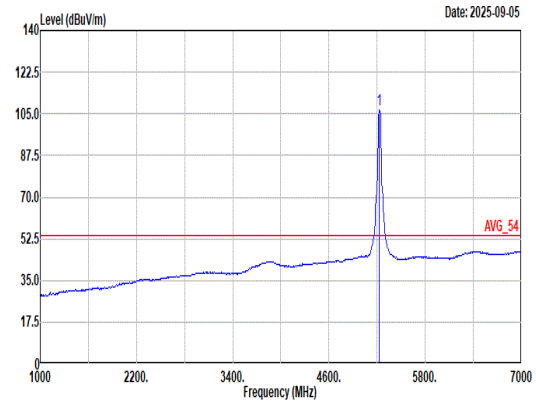 Site : 03CH23-HY Condition: AVG_54 3m DRH18-E_LE2C05A18EN_250702 HORIZONTAL : RBW:1000.000kHz VBW:2.000kHz SWT:Auto Freq Level Limit Line Margin Read Level Ant Factor Cable Loss Preamp Factor Aux Factor APos TPos Remark MHz dBuV/m dBuV/m dB dBuV dB/m dB dB dB cm deg 1 5230.00 106.60 ------ ------ 93.56 32.74 10.63 33.76 3.43 400 125 Average

Mode	17	
	Band Edge - R	
	U-NII-1_5.15-5.25_802.11ax HE40_CH46_5230MHz	
ANT	1 + 2	
Pol.	Horizontal	Fundamental
Peak	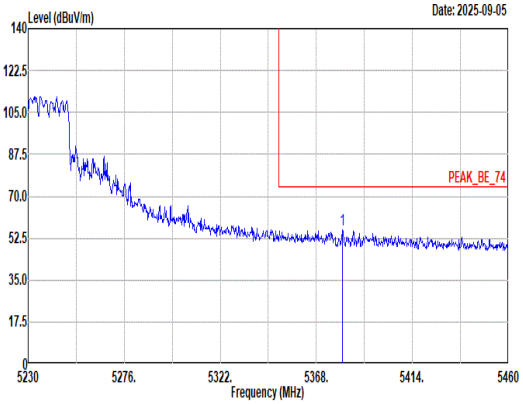 Site : 03CH23-HY Condition: PEAK_BE_74 3m DRH18-E_LE2C05A18EN_250702 HORIZONTAL : RBW:1000.000kHz VBW:3000.000kHz SWT:Auto Limit Read Ant Cable Preamp Aux APos TPos Freq Level Line Margin Level Factor Loss Factor Factor Remark MHz dBuV/m dBuV/m dB dBuV dB/m dB dB dB cm deg 1 5380.65 56.24 74.00 -17.76 43.54 32.56 10.79 34.14 3.49 400 125 Peak	Blank
Avg	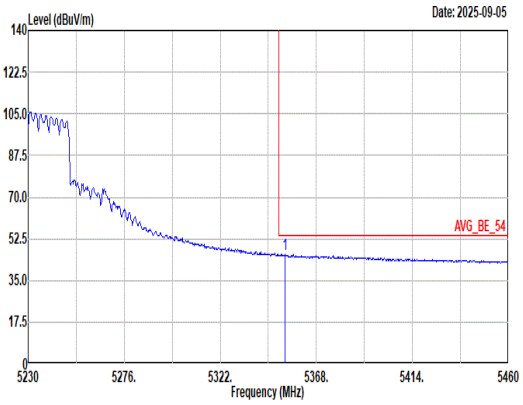 Site : 03CH23-HY Condition: AVG_BE_54 3m DRH18-E_LE2C05A18EN_250702 HORIZONTAL : RBW:1000.000kHz VBW:2.000kHz SWT:Auto Limit Read Ant Cable Preamp Aux APos TPos Freq Level Line Margin Level Factor Loss Factor Factor Remark MHz dBuV/m dBuV/m dB dBuV dB/m dB dB dB cm deg 1 5352.82 45.77 54.00 -8.23 33.09 32.51 10.76 34.07 3.48 400 125 Average	Blank

Mode	17	
	Band Edge - L	
	U-NII-1_5.15-5.25_802.11ax HE40_CH46_5230MHz	
ANT	1 + 2	
Pol.	Vertical	Fundamental
Peak	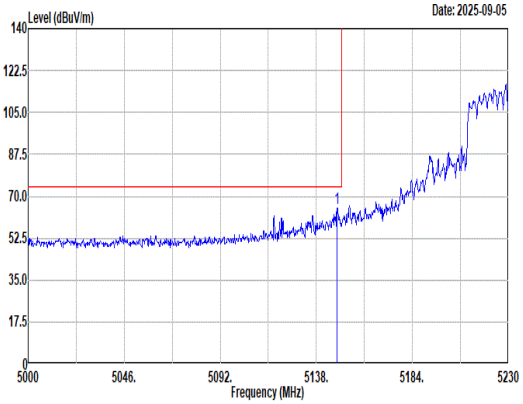 Site : 03CH23-HY Condition: PEAK_BE_74 3m DRH18-E_LE2C05A18EN_250702 VERTICAL : RBW:1000.000kHz VBW:3000.000kHz SWT:Auto 1 5147.89 64.73 74.00 -9.27 51.41 32.90 10.56 33.56 3.42 298 131 Peak	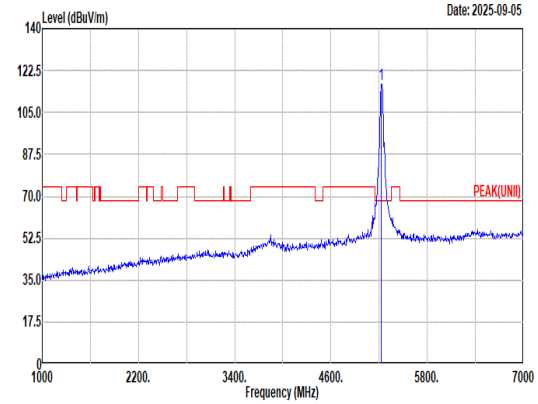 Site : 03CH23-HY Condition: PEAK(UNII) 3m DRH18-E_LE2C05A18EN_250702 VERTICAL : RBW:1000.000kHz VBW:3000.000kHz SWT:Auto 1 5230.00 116.64 ------ ------ 103.62 32.73 10.64 33.78 3.43 298 131 Peak
Avg	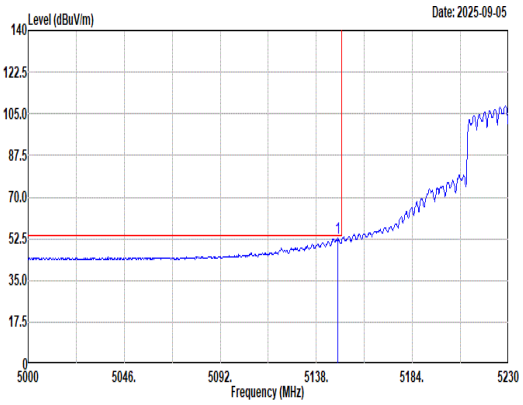 Site : 03CH23-HY Condition: AVG_BE_54 3m DRH18-E_LE2C05A18EN_250702 VERTICAL : RBW:1000.000kHz VBW:2.000kHz SWT:Auto 1 5148.35 52.59 54.00 -1.41 39.27 32.90 10.56 33.56 3.42 298 131 Average	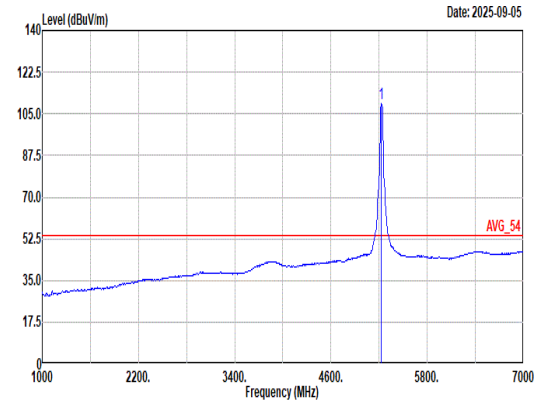 Site : 03CH23-HY Condition: AVG_54 3m DRH18-E_LE2C05A18EN_250702 VERTICAL : RBW:1000.000kHz VBW:2.000kHz SWT:Auto 1 5230.00 109.51 ------ ------ 96.47 32.74 10.63 33.76 3.43 298 131 Average

Mode	17	
	Band Edge - R	
	U-NII-1_5.15-5.25_802.11ax HE40_CH46_5230MHz	
ANT	1 + 2	
Pol.	Vertical	Fundamental
Peak	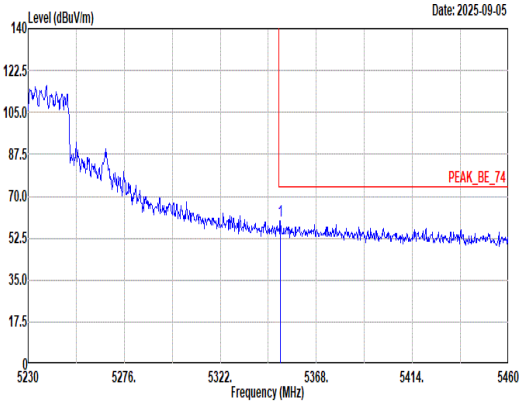 Site : 03CH23-HY Condition: PEAK_BE_74 3m DRH18-E_LE2C05A18EN_250702 VERTICAL : RBW:1000.000kHz VBW:3000.000kHz SWT:Auto Limit Read Ant Cable Preamp Aux APos TPos Freq Level Line Margin Level Factor Loss Factor Factor Remark MHz dBuV/m dBuV/m dB dBuV dB/m dB dB dB cm deg 1 5350.75 59.76 74.00 -14.24 47.09 32.50 10.76 34.07 3.48 298 131 Peak	Blank
Avg	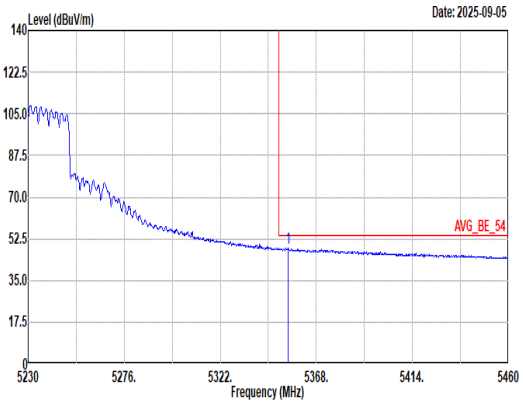 Site : 03CH23-HY Condition: AVG_BE_54 3m DRH18-E_LE2C05A18EN_250702 VERTICAL : RBW:1000.000kHz VBW:2.000kHz SWT:Auto Limit Read Ant Cable Preamp Aux APos TPos Freq Level Line Margin Level Factor Loss Factor Factor Remark MHz dBuV/m dBuV/m dB dBuV dB/m dB dB dB cm deg 1 5354.43 48.48 54.00 -5.52 35.81 32.51 10.76 34.08 3.48 298 131 Average	Blank

Mode	17	
	Harmonic	
	U-NII-1_5.15-5.25_802.11ax HE40_CH46_5230MHz	
ANT	1 + 2	
Pol.	Horizontal	Vertical
Peak Avg	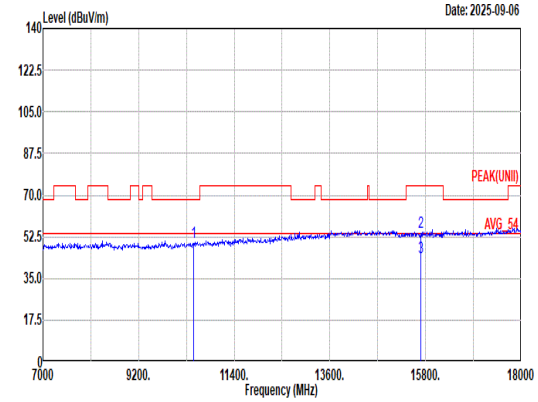 Site : 03CH23-HY Condition: PEAK(UNII) 3m DRH18-E_LE2C05A18EN_250702 HORIZONTAL Freq Level Limit Line Margin Read Level Ant Factor Cable Loss Preamp Factor Aux Factor APos TPos Remark MHz dBuV/m dBuV/m dB dBuV dB/m dB dB dB cm deg 1 10460.00 50.27 68.20 -17.93 34.90 37.42 14.96 39.16 2.15 -- -- Peak 2 15690.00 54.37 74.00 -19.63 37.97 40.82 18.42 45.32 2.48 -- -- Peak 3 15690.00 44.09 54.00 -9.91 27.69 40.82 18.42 45.32 2.48 -- -- Average	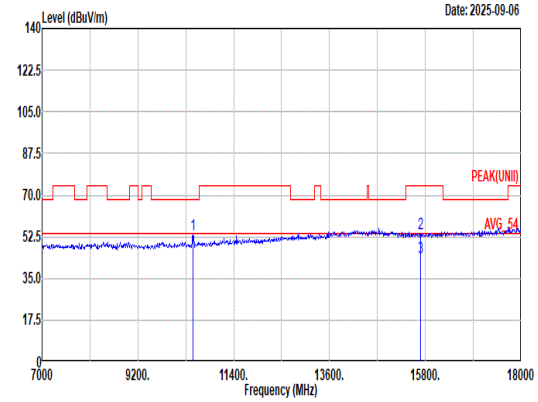 Site : 03CH23-HY Condition: PEAK(UNII) 3m DRH18-E_LE2C05A18EN_250702 VERTICAL Freq Level Limit Line Margin Read Level Ant Factor Cable Loss Preamp Factor Aux Factor APos TPos Remark MHz dBuV/m dBuV/m dB dBuV dB/m dB dB dB cm deg 1 10460.00 53.12 68.20 -15.08 37.75 37.42 14.96 39.16 2.15 -- -- Peak 2 15690.00 53.93 74.00 -20.07 37.53 40.82 18.42 45.32 2.48 -- -- Peak 3 15690.00 43.98 54.00 -10.02 27.58 40.82 18.42 45.32 2.48 -- -- Average

Mode	17	
	Harmonic	
	U-NII-1_5.15-5.25_802.11ax HE40_CH46_5230MHz	
ANT	1 + 2	
Pol.	Horizontal	Vertical
10.6G ~18G Avg	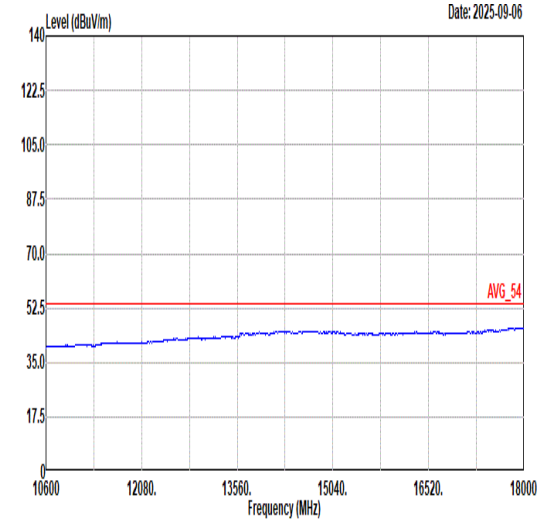 Site : 03CH23-HY Condition: AVG_54 3m DRH18-E_LE2C05A18EN_250702 HORIZONTAL	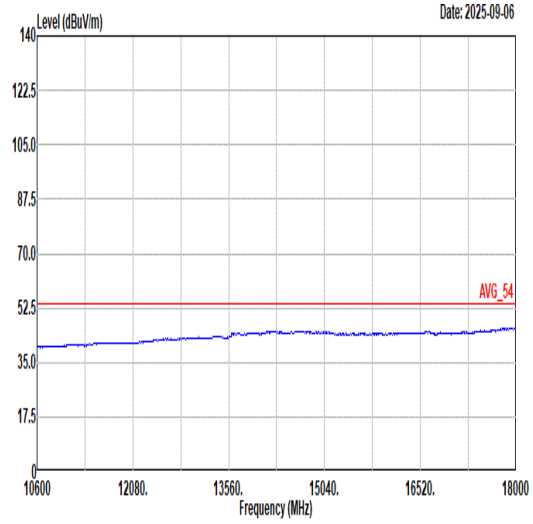 Site : 03CH23-HY Condition: AVG_54 3m DRH18-E_LE2C05A18EN_250702 VERTICAL

Mode	18	
	Band Edge - L	
	U-NII-1_5.15-5.25_802.11ax HE80_CH42_5210MHz	
ANT	1 + 2	
Pol.	Horizontal	Fundamental
Peak	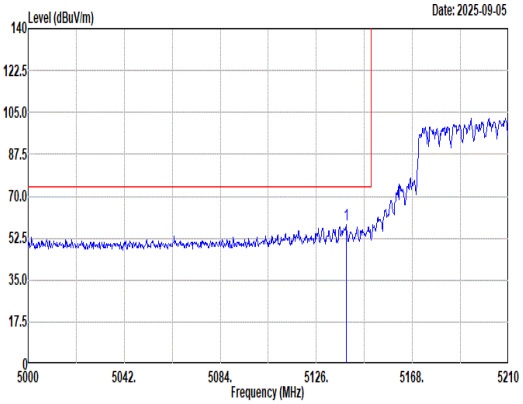 Site : 03CH23-HY Condition: PEAK_BE_74 3m DRH18-E_LE2C05A18EN_250702 HORIZONTAL : RBW:1000.000kHz VBW:3000.000kHz SWT:Auto 1 5139.02 58.03 74.00 -15.97 44.70 32.90 10.55 33.54 3.42 400 120 Peak	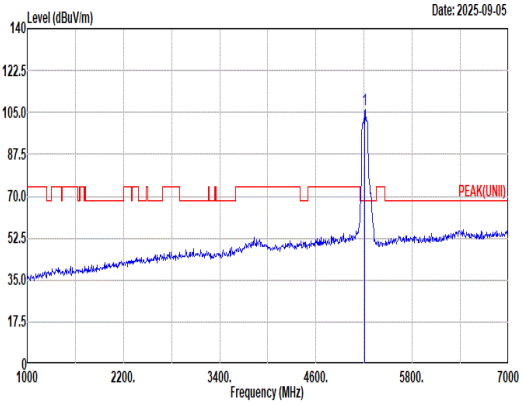 Site : 03CH23-HY Condition: PEAK(UNII) 3m DRH18-E_LE2C05A18EN_250702 HORIZONTAL : RBW:1000.000kHz VBW:3000.000kHz SWT:Auto 1 5210.00 106.12 ------ ------ 93.03 32.78 10.61 33.72 3.42 400 120 Peak
Avg	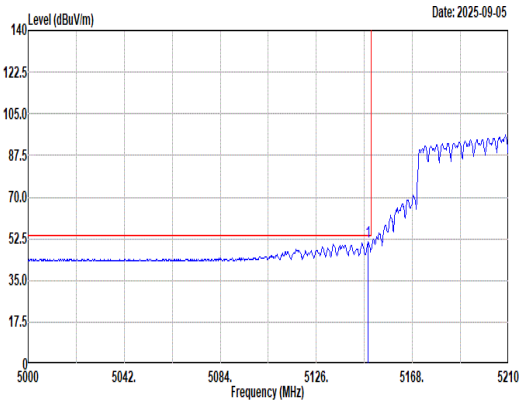 Site : 03CH23-HY Condition: AVG_BE_54 3m DRH18-E_LE2C05A18EN_250702 HORIZONTAL : RBW:1000.000kHz VBW:3.600kHz SWT:Auto 1 5148.47 51.09 54.00 -2.91 37.77 32.90 10.56 33.56 3.42 400 120 Average	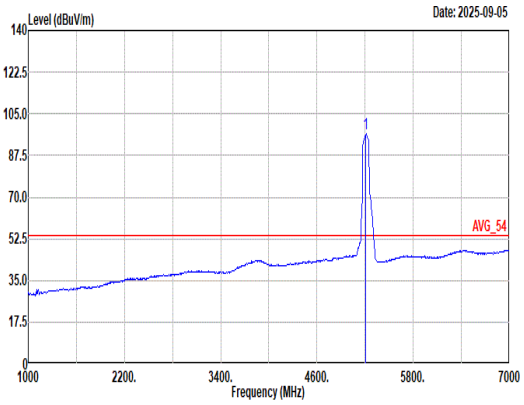 Site : 03CH23-HY Condition: AVG_54 3m DRH18-E_LE2C05A18EN_250702 HORIZONTAL : RBW:1000.000kHz VBW:3.600kHz SWT:Auto 1 5210.00 96.45 ------ ------ 83.36 32.78 10.61 33.72 3.42 400 120 Average

Mode	18	
	Band Edge - R	
	U-NII-1_5.15-5.25_802.11ax HE80_CH42_5210MHz	
ANT	1 + 2	
Pol.	Horizontal	Fundamental
Peak	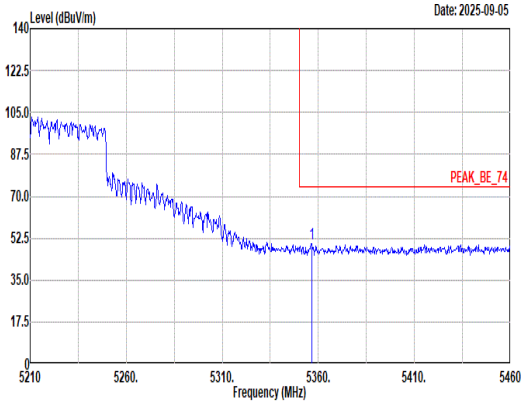 Site : 03CH23-HY Condition: PEAK_BE_74 3m DRH18-E_LE2C05A18EN_250702 HORIZONTAL : RBW:1000.000kHz VBW:3000.000kHz SWT:Auto Freq Level Limit Line Margin Read Level Ant Factor Cable Loss Preamp Factor Aux Factor APos TPos Remark MHz dBuV/m dBuV/m dB dBuV dB/m dB dB dB cm deg 1 5356.50 50.03 74.00 -23.97 37.36 32.51 10.76 34.08 3.48 400 120 Peak	Blank
Avg	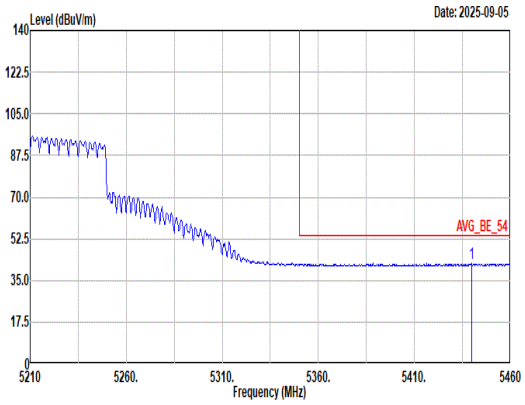 Site : 03CH23-HY Condition: AVG_BE_54 3m DRH18-E_LE2C05A18EN_250702 HORIZONTAL : RBW:1000.000kHz VBW:3.600kHz SWT:Auto Freq Level Limit Line Margin Read Level Ant Factor Cable Loss Preamp Factor Aux Factor APos TPos Remark MHz dBuV/m dBuV/m dB dBuV dB/m dB dB dB cm deg 1 5439.75 42.07 54.00 -11.93 29.29 32.68 10.88 34.29 3.51 400 120 Average	Blank

Mode	18	
	Band Edge - L	
	U-NII-1_5.15-5.25_802.11ax HE80_CH42_5210MHz	
ANT	1 + 2	
Pol.	Vertical	Fundamental
Peak	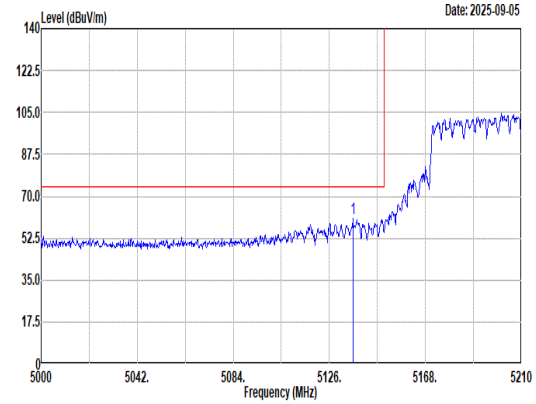 Site : 03CH23-HY Condition: PEAK_BE_74 3m DRH18-E_LE2C05A18EN_250702 VERTICAL : RBW:1000.000kHz VBW:3000.000kHz SWT:Auto 1 5136.29 60.56 74.00 -13.44 47.22 32.90 10.55 33.53 3.42 300 133 Peak	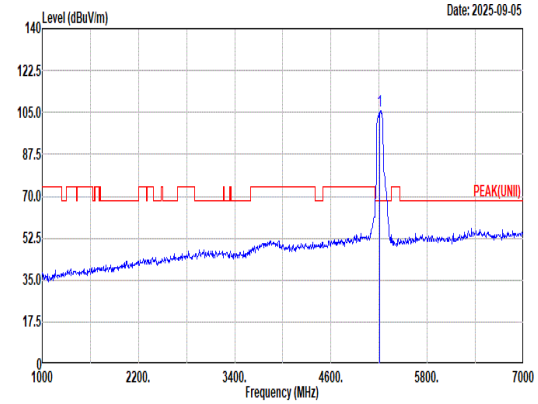 Site : 03CH23-HY Condition: PEAK(UNII) 3m DRH18-E_LE2C05A18EN_250702 VERTICAL : RBW:1000.000kHz VBW:3000.000kHz SWT:Auto 1 5210.00 105.83 ------ ------ 92.79 32.74 10.63 33.76 3.43 300 133 Peak
Avg	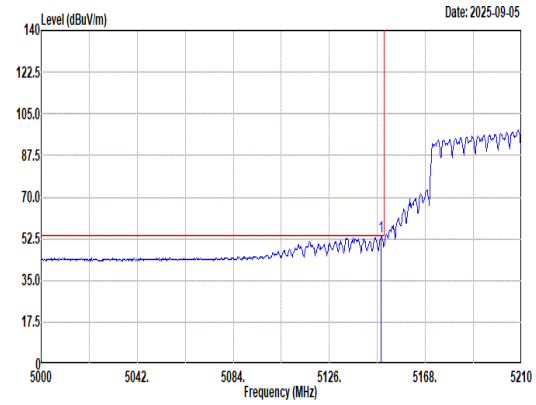 Site : 03CH23-HY Condition: AVG_BE_54 3m DRH18-E_LE2C05A18EN_250702 VERTICAL : RBW:1000.000kHz VBW:3.600kHz SWT:Auto 1 5148.68 53.27 54.00 -0.73 39.95 32.90 10.56 33.56 3.42 300 133 Average	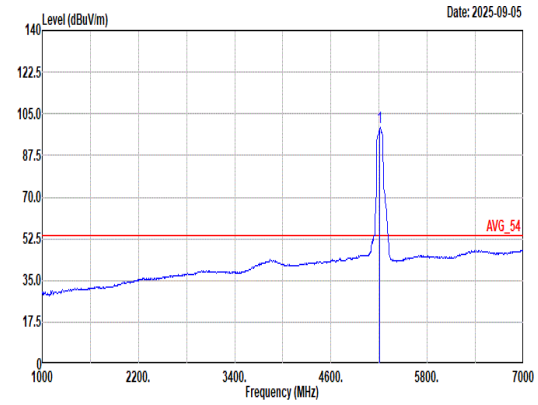 Site : 03CH23-HY Condition: AVG_54 3m DRH18-E_LE2C05A18EN_250702 VERTICAL : RBW:1000.000kHz VBW:3.600kHz SWT:Auto 1 5210.00 99.12 ------ ------ 86.03 32.78 10.61 33.72 3.42 300 133 Average

Mode	18	
	Band Edge - R	
	U-NII-1_5.15-5.25_802.11ax HE80_CH42_5210MHz	
ANT	1 + 2	
Pol.	Vertical	Fundamental
Peak	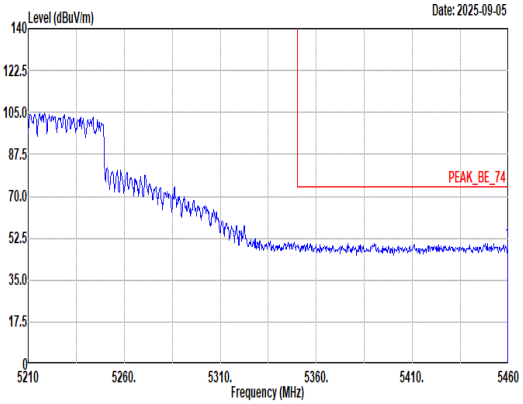 Site : 03CH23-HY Condition: PEAK_BE_74 3m DRH18-E_LE2C05A18EN_250702 VERTICAL : RBW:1000.000kHz VBW:3000.000kHz SWT:Auto Limit Read Ant Cable Preamp Aux APos TPos Freq Level Line Margin Level Factor Loss Factor Factor Remark MHz dBuV/m dBuV/m dB dBuV dB/m dB dB dB cm deg 1 5459.75 50.77 74.00 -23.23 37.97 32.72 10.91 34.34 3.51 300 133 Peak	Blank
Avg	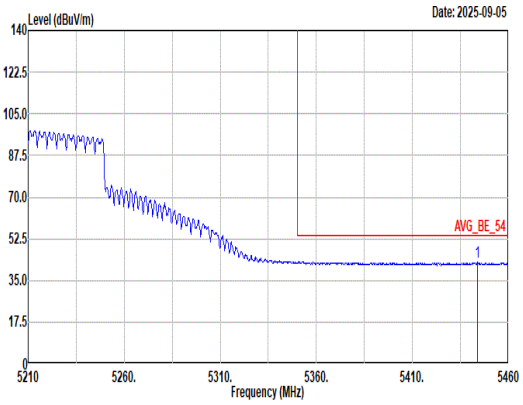 Site : 03CH23-HY Condition: AVG_BE_54 3m DRH18-E_LE2C05A18EN_250702 VERTICAL : RBW:1000.000kHz VBW:3.600kHz SWT:Auto Limit Read Ant Cable Preamp Aux APos TPos Freq Level Line Margin Level Factor Loss Factor Factor Remark MHz dBuV/m dBuV/m dB dBuV dB/m dB dB dB cm deg 1 5444.00 42.73 54.00 -11.27 29.94 32.69 10.89 34.30 3.51 300 133 Average	Blank

Mode	18	
	Harmonic	
	U-NII-1_5.15-5.25_802.11ax HE80_CH42_5210MHz	
ANT	1 + 2	
Pol.	Horizontal	Vertical
Peak Avg	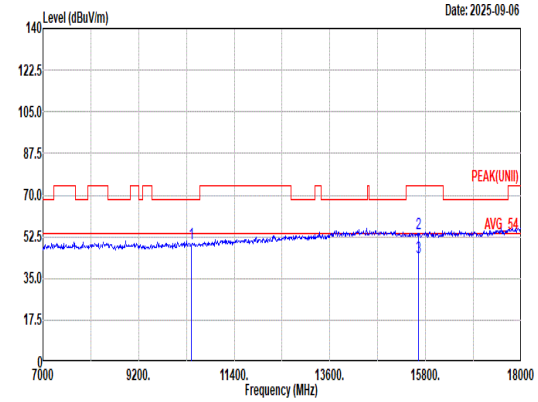 Site : 03CH23-HY Condition: PEAK(UNII) 3m DRH18-E_LE2C05A18EN_250702 HORIZONTAL Freq Level Limit Line Margin Read Level Ant Factor Cable Loss Preamp Factor Aux Factor APos TPos Remark MHz dBuV/m dBuV/m dB dBuV dB/m dB dB dB cm deg 1 10420.00 49.83 68.20 -18.37 34.41 37.46 14.93 39.11 2.14 -- -- Peak 2 15630.00 53.90 74.00 -20.10 37.36 40.94 18.39 45.26 2.47 -- -- Peak 3 15630.00 44.09 54.00 -9.91 27.55 40.94 18.39 45.26 2.47 -- -- Average	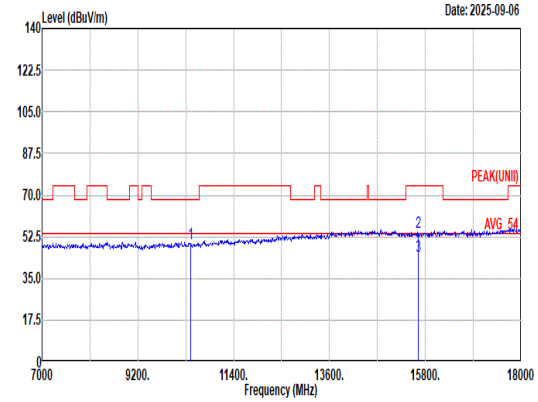 Site : 03CH23-HY Condition: PEAK(UNII) 3m DRH18-E_LE2C05A18EN_250702 VERTICAL Freq Level Limit Line Margin Read Level Ant Factor Cable Loss Preamp Factor Aux Factor APos TPos Remark MHz dBuV/m dBuV/m dB dBuV dB/m dB dB dB cm deg 1 10420.00 49.92 68.20 -18.28 34.50 37.46 14.93 39.11 2.14 -- -- Peak 2 15630.00 54.18 74.00 -19.82 37.64 40.94 18.39 45.26 2.47 -- -- Peak 3 15630.00 44.36 54.00 -9.64 27.82 40.94 18.39 45.26 2.47 -- -- Average

Mode	18	
	Harmonic	
	U-NII-1_5.15-5.25_802.11ax HE80_CH42_5210MHz	
ANT	1 + 2	
Pol.	Horizontal	Vertical
10.6G ~18G Avg	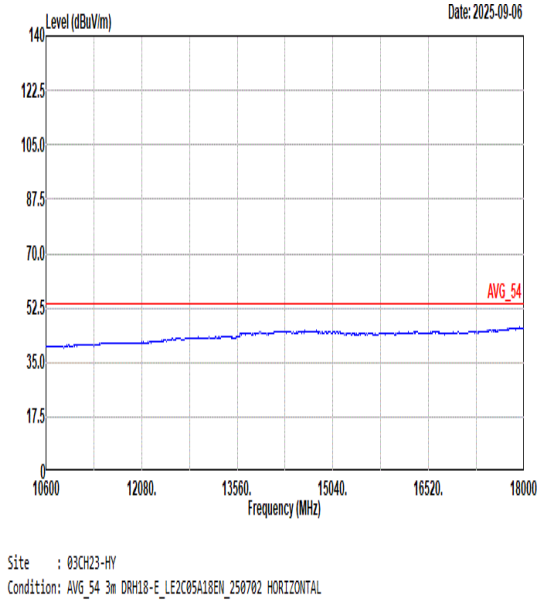	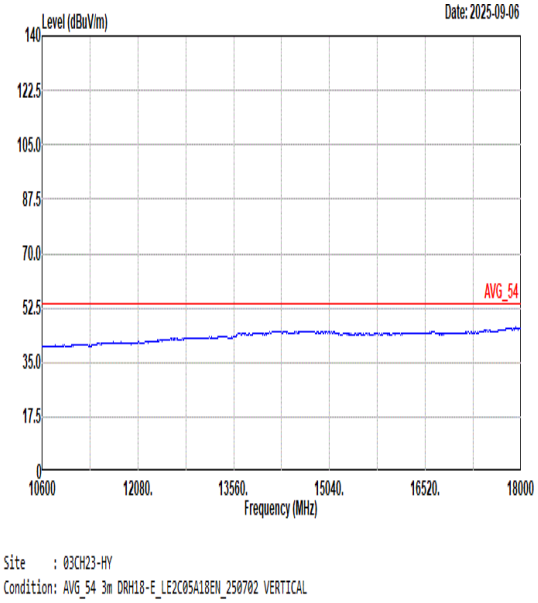

Mode	19	
	Band Edge - L	
	U-NII-1_5.15-5.25_802.11ax HE160_CH50_5250MHz	
ANT	1 + 2	
Pol.	Horizontal	Fundamental
Peak	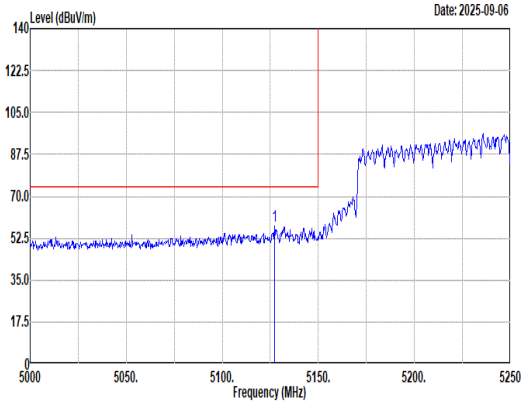 Site : 03CH23-HY Condition: PEAK_BE_74 3m DRH18-E_LE2C05A18EN_250702 HORIZONTAL : RBW:1000.000kHz VBW:3000.000kHz SWT:Auto Freq Level Limit Line Margin Read Level Ant Factor Cable Loss Preamp Factor Aux Factor APos TPos Remark MHz dBuV/m dBuV/m dB dBuV dB/m dB dB dB cm deg 1 5127.25 57.34 74.00 -16.66 43.98 32.90 10.55 33.51 3.42 400 239 Peak	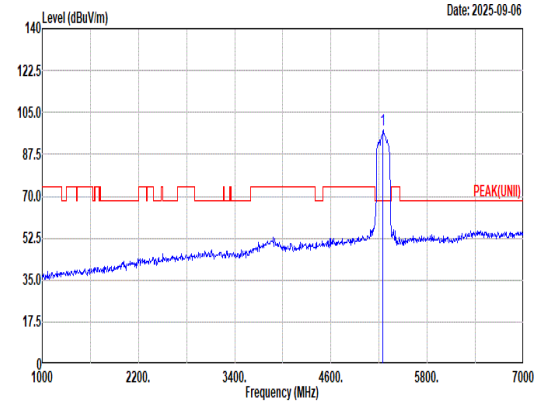 Site : 03CH23-HY Condition: PEAK(UNII) 3m DRH18-E_LE2C05A18EN_250702 HORIZONTAL : RBW:1000.000kHz VBW:3000.000kHz SWT:Auto Freq Level Limit Line Margin Read Level Ant Factor Cable Loss Preamp Factor Aux Factor APos TPos Remark MHz dBuV/m dBuV/m dB dBuV dB/m dB dB dB cm deg 1 5250.00 97.48 ------ ------ 84.54 32.68 10.66 33.84 3.44 400 239 Peak
Avg	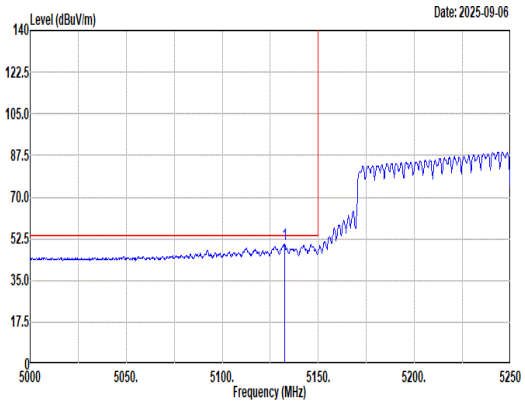 Site : 03CH23-HY Condition: AVG_BE_54 3m DRH18-E_LE2C05A18EN_250702 HORIZONTAL : RBW:1000.000kHz VBW:5.600kHz SWT:Auto Freq Level Limit Line Margin Read Level Ant Factor Cable Loss Preamp Factor Aux Factor APos TPos Remark MHz dBuV/m dBuV/m dB dBuV dB/m dB dB dB cm deg 1 5132.50 50.45 54.00 -3.55 37.10 32.90 10.55 33.52 3.42 400 239 Average	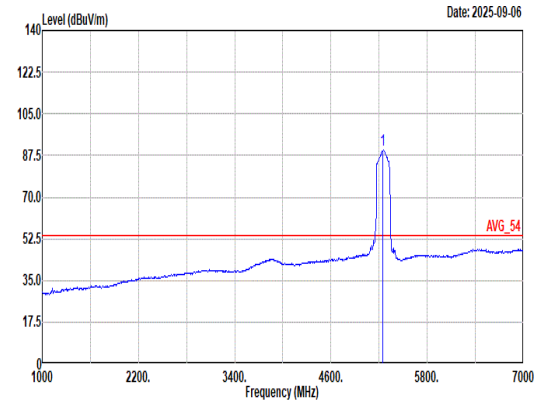 Site : 03CH23-HY Condition: AVG_54 3m DRH18-E_LE2C05A18EN_250702 HORIZONTAL : RBW:1000.000kHz VBW:5.600kHz SWT:Auto Freq Level Limit Line Margin Read Level Ant Factor Cable Loss Preamp Factor Aux Factor APos TPos Remark MHz dBuV/m dBuV/m dB dBuV dB/m dB dB dB cm deg 1 5250.00 89.81 ------ ------ 76.85 32.69 10.66 33.83 3.44 400 239 Average

Mode	19	
	Band Edge - R	
	U-NII-1_5.15-5.25_802.11ax HE160_CH50_5250MHz	
ANT	1 + 2	
Pol.	Horizontal	Fundamental
Peak	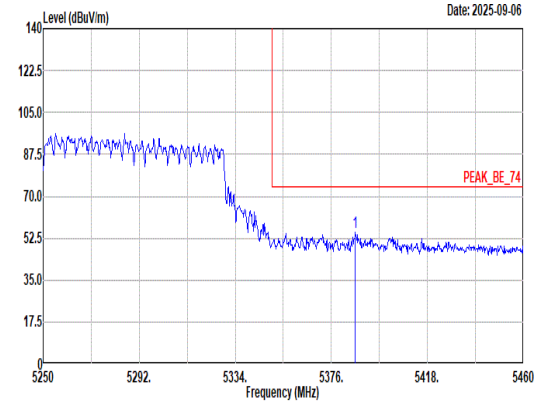 Site : 03CH23-HY Condition: PEAK_BE_74 3m DRH18-E_LE2C05A18EN_250702 HORIZONTAL : RBW:1000.000kHz VBW:3000.000kHz SWT:Auto Freq Level Limit Line Margin Read Level Ant Factor Cable Loss Preamp Factor Aux Factor APos TPos Remark MHz dBuV/m dBuV/m dB dBuV dB/m dB dB dB cm deg 1 5386.50 54.80 74.00 -19.20 42.10 32.57 10.80 34.16 3.49 400 239 Peak	Blank
Avg	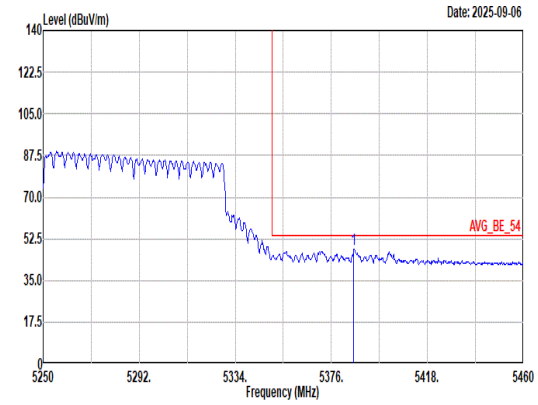 Site : 03CH23-HY Condition: AVG_BE_54 3m DRH18-E_LE2C05A18EN_250702 HORIZONTAL : RBW:1000.000kHz VBW:5.600kHz SWT:Auto Freq Level Limit Line Margin Read Level Ant Factor Cable Loss Preamp Factor Aux Factor APos TPos Remark MHz dBuV/m dBuV/m dB dBuV dB/m dB dB dB cm deg 1 5385.87 48.04 54.00 -5.96 35.33 32.57 10.80 34.15 3.49 400 239 Average	Blank

Mode	19	
	Band Edge - L	
	U-NII-1_5.15-5.25_802.11ax HE160_CH50_5250MHz	
ANT	1 + 2	
Pol.	Vertical	Fundamental
Peak	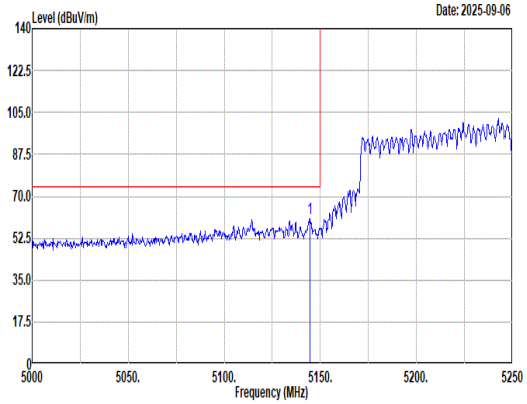 Site : 03CH23-HY Condition: PEAK_BE_74 3m DRH18-E_LE2C05A18EN_250702 VERTICAL : RBW:1000.000kHz VBW:3000.000kHz SWT:Auto 1 5144.75 60.98 74.00 -13.02 47.65 32.90 10.56 33.55 3.42 309 136 Peak	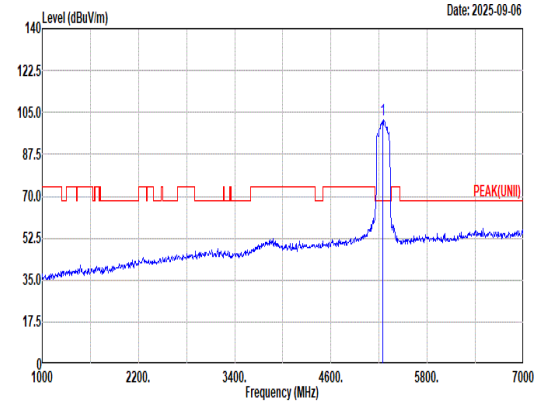 Site : 03CH23-HY Condition: PEAK(UNII) 3m DRH18-E_LE2C05A18EN_250702 VERTICAL : RBW:1000.000kHz VBW:3000.000kHz SWT:Auto 1 5250.00 101.98 ------ ------ 89.04 32.68 10.66 33.84 3.44 309 136 Peak
Avg	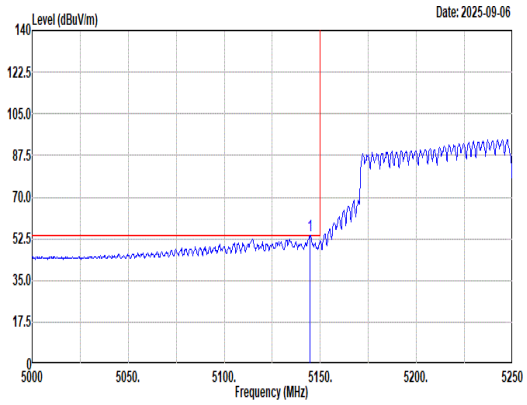 Site : 03CH23-HY Condition: AVG_BE_54 3m DRH18-E_LE2C05A18EN_250702 VERTICAL : RBW:1000.000kHz VBW:5.600kHz SWT:Auto 1 5144.75 53.84 54.00 -0.16 40.51 32.90 10.56 33.55 3.42 309 136 Average	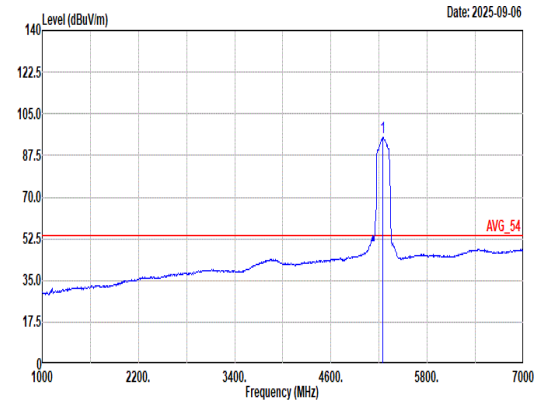 Site : 03CH23-HY Condition: AVG_54 3m DRH18-E_LE2C05A18EN_250702 VERTICAL : RBW:1000.000kHz VBW:5.600kHz SWT:Auto 1 5250.00 95.23 ------ ------ 82.27 32.69 10.66 33.83 3.44 309 136 Average

Mode	19	
	Band Edge - R	
	U-NII-1_5.15-5.25_802.11ax HE160_CH50_5250MHz	
ANT	1 + 2	
Pol.	Vertical	Fundamental
Peak	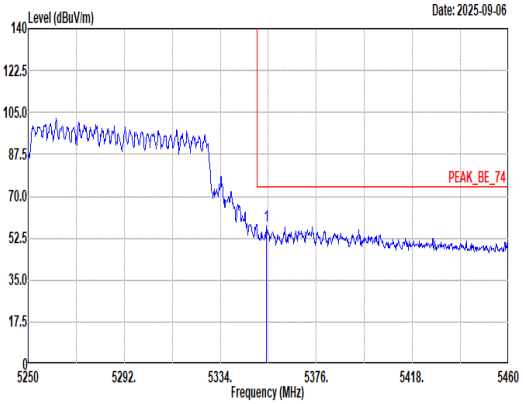 Site : 03CH23-HY Condition: PEAK_BE_74 3m DRH18-E_LE2C05A18EN_250702 VERTICAL : RBW:1000.000kHz VBW:3000.000kHz SWT:Auto Limit Read Ant Cable Preamp Aux APos TPos Freq Level Line Margin Level Factor Loss Factor Factor Remark MHz dBuV/m dBuV/m dB dBuV dB/m dB dB dB cm deg 1 5354.16 57.81 74.00 -16.19 45.14 32.51 10.76 34.08 3.48 309 136 Peak	Blank
Avg	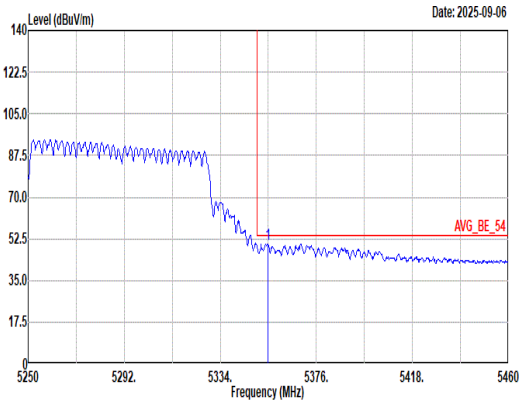 Site : 03CH23-HY Condition: AVG_BE_54 3m DRH18-E_LE2C05A18EN_250702 VERTICAL : RBW:1000.000kHz VBW:5.600kHz SWT:Auto Limit Read Ant Cable Preamp Aux APos TPos Freq Level Line Margin Level Factor Loss Factor Factor Remark MHz dBuV/m dBuV/m dB dBuV dB/m dB dB dB cm deg 1 5354.79 50.22 54.00 -3.78 37.55 32.51 10.76 34.08 3.48 309 136 Average	Blank

Mode	19	
	Harmonic	
	U-NII-1_5.15-5.25_802.11ax HE160_CH50_5250MHz	
ANT	1 + 2	
Pol.	Horizontal	Vertical
Peak Avg	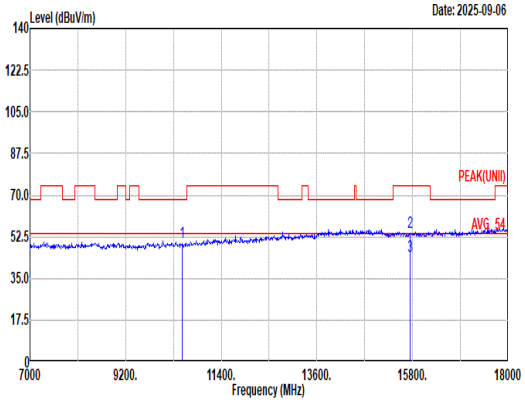 Site : 03CH23-HY Condition: PEAK(UNII) 3m DRH18-E_LE2C05A18EN_250702 HORIZONTAL Freq Level Limit Line Margin Read Level Ant Factor Cable Loss Preamp Factor Aux Factor APos TPos Remark MHz dBuV/m dBuV/m dB dBuV dB/m dB dB dB cm deg 1 10500.00 49.99 68.20 -18.21 34.55 37.50 14.99 39.20 2.15 -- -- Peak 2 15750.00 54.20 74.00 -19.80 37.74 40.90 18.46 45.38 2.48 -- -- Peak 3 15750.00 44.40 54.00 -9.60 27.94 40.90 18.46 45.38 2.48 -- -- Average	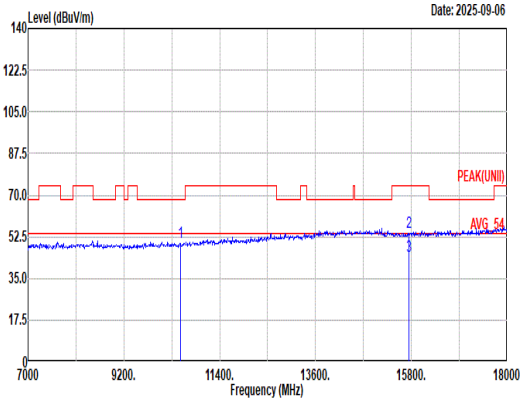 Site : 03CH23-HY Condition: PEAK(UNII) 3m DRH18-E_LE2C05A18EN_250702 VERTICAL Freq Level Limit Line Margin Read Level Ant Factor Cable Loss Preamp Factor Aux Factor APos TPos Remark MHz dBuV/m dBuV/m dB dBuV dB/m dB dB dB cm deg 1 10500.00 49.99 68.20 -18.21 34.55 37.50 14.99 39.20 2.15 -- -- Peak 2 15750.00 54.63 74.00 -19.37 38.17 40.90 18.46 45.38 2.48 -- -- Peak 3 15750.00 44.39 54.00 -9.61 27.93 40.90 18.46 45.38 2.48 -- -- Average

Mode	19	
	Harmonic	
	U-NII-1_5.15-5.25_802.11ax HE160_CH50_5250MHz	
ANT	1 + 2	
Pol.	Horizontal	Vertical
10.6G ~18G Avg	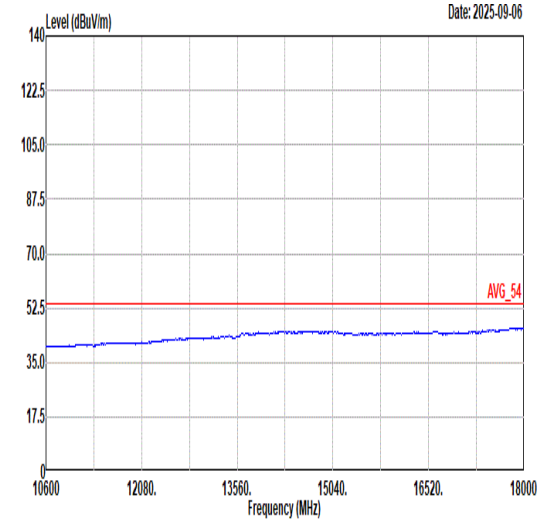 Site : 03CH23-HY Condition: AVG_54 3m DRH18-E_LE2C05A18EN_250702 HORIZONTAL	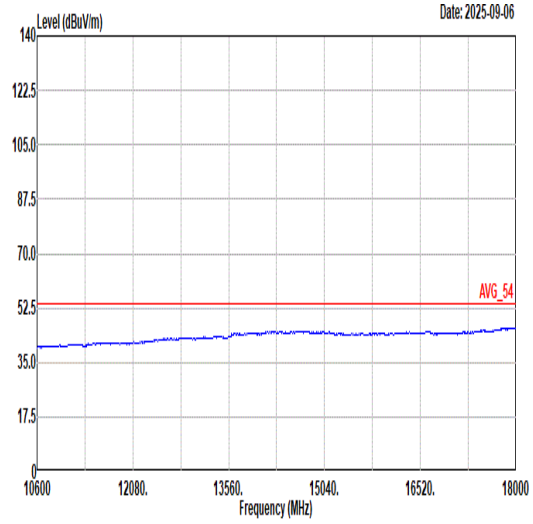 Site : 03CH23-HY Condition: AVG_54 3m DRH18-E_LE2C05A18EN_250702 VERTICAL

Mode	20	
	Band Edge - L	
	U-NII-2A_5.25-5.35_802.11ax HE20_CH52_5260MHz	
ANT	1 + 2	
Pol.	Horizontal	Fundamental
Peak	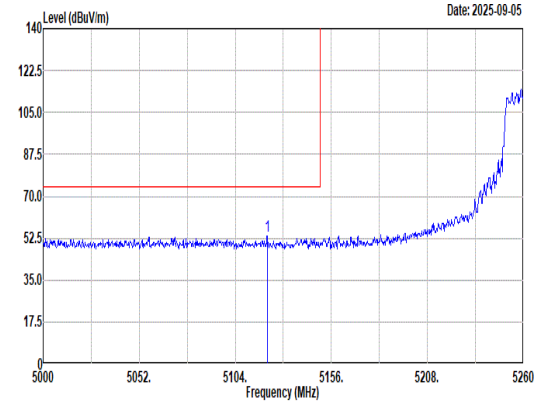 Site : 03CH23-HY Condition: PEAK_BE_74 3m DRH18-E_LE2C05A18EN_250702 HORIZONTAL : RBW:1000.000kHz VBW:3000.000kHz SWT:Auto Freq Level Limit Line Margin Read Level Ant Factor Cable Loss Preamp Factor Aux Factor APos TPos Remark MHz dBuV/m dBuV/m dB dBuV dB/m dB dB dB cm deg 1 5121.42 53.20 74.00 -20.80 39.83 32.90 10.54 33.49 3.42 400 120 Peak	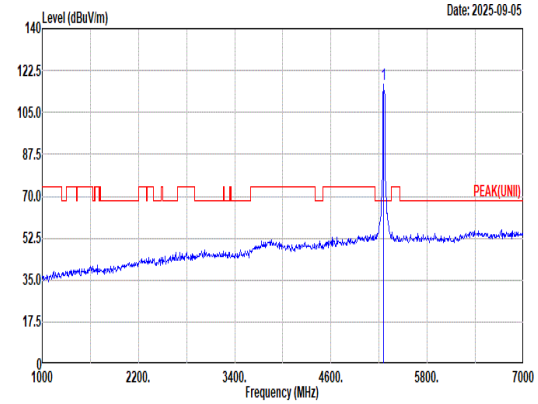 Site : 03CH23-HY Condition: PEAK(UNII) 3m DRH18-E_LE2C05A18EN_250702 HORIZONTAL : RBW:1000.000kHz VBW:3000.000kHz SWT:Auto Freq Level Limit Line Margin Read Level Ant Factor Cable Loss Preamp Factor Aux Factor APos TPos Remark MHz dBuV/m dBuV/m dB dBuV dB/m dB dB dB cm deg 1 5260.00 116.79 ------ ------ 103.83 32.69 10.66 33.83 3.44 400 120 Peak
Avg	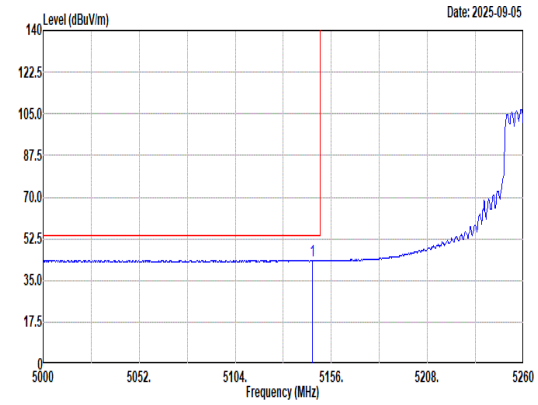 Site : 03CH23-HY Condition: AVG_BE_54 3m DRH18-E_LE2C05A18EN_250702 HORIZONTAL : RBW:1000.000kHz VBW:1.000kHz SWT:Auto Freq Level Limit Line Margin Read Level Ant Factor Cable Loss Preamp Factor Aux Factor APos TPos Remark MHz dBuV/m dBuV/m dB dBuV dB/m dB dB dB cm deg 1 5145.60 43.55 54.00 -10.45 30.22 32.90 10.56 33.55 3.42 400 120 Average	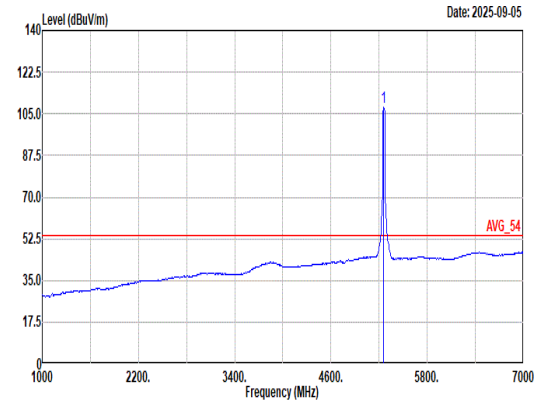 Site : 03CH23-HY Condition: AVG_54 3m DRH18-E_LE2C05A18EN_250702 HORIZONTAL : RBW:1000.000kHz VBW:1.000kHz SWT:Auto Freq Level Limit Line Margin Read Level Ant Factor Cable Loss Preamp Factor Aux Factor APos TPos Remark MHz dBuV/m dBuV/m dB dBuV dB/m dB dB dB cm deg 1 5260.00 108.02 ------ ------ 95.08 32.68 10.66 33.84 3.44 400 120 Average

Mode	20	
	Band Edge - R	
	U-NII-2A_5.25-5.35_802.11ax HE20_CH52_5260MHz	
ANT	1 + 2	
Pol.	Horizontal	Fundamental
Peak	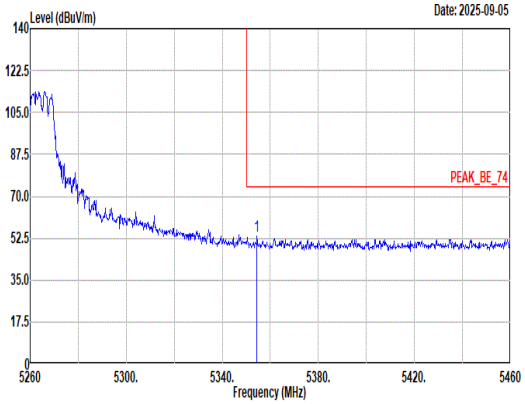 Site : 03CH23-HY Condition: PEAK_BE_74 3m DRH18-E_LE2C05A18EN_250702 HORIZONTAL : RBW:1000.000kHz VBW:3000.000kHz SWT:Auto Freq Level Limit Line Margin Read Level Ant Factor Cable Loss Preamp Factor Aux Factor APos TPos Remark MHz dBuV/m dBuV/m dB dBuV dB/m dB dB dB cm deg 1 5354.40 53.19 74.00 -20.81 40.52 32.51 10.76 34.08 3.48 400 120 Peak	Blank
Avg	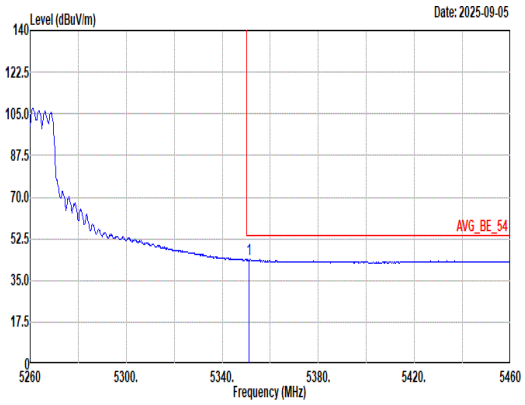 Site : 03CH23-HY Condition: AVG_BE_54 3m DRH18-E_LE2C05A18EN_250702 HORIZONTAL : RBW:1000.000kHz VBW:1.000kHz SWT:Auto Freq Level Limit Line Margin Read Level Ant Factor Cable Loss Preamp Factor Aux Factor APos TPos Remark MHz dBuV/m dBuV/m dB dBuV dB/m dB dB dB cm deg 1 5351.20 43.75 54.00 -10.25 31.08 32.50 10.76 34.07 3.48 400 120 Average	Blank

Mode	20	
	Band Edge - L	
	U-NII-2A_5.25-5.35_802.11ax HE20_CH52_5260MHz	
ANT	1 + 2	
Pol.	Vertical	Fundamental
Peak	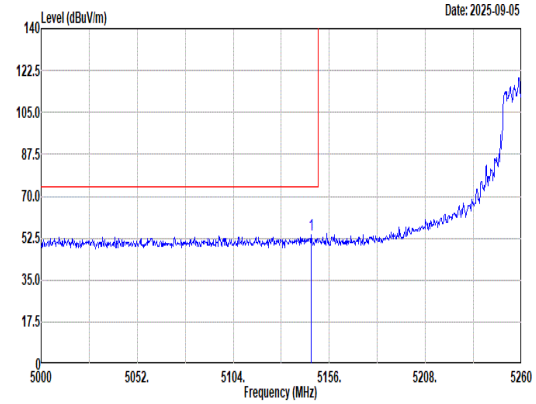 Site : 03CH23-HY Condition: PEAK_BE_74 3m DRH18-E_LE2C05A18EN_250702 VERTICAL : RBW:1000.000kHz VBW:3000.000kHz SWT:Auto 1 5146.38 54.05 74.00 -19.95 40.73 32.90 10.56 33.56 3.42 300 131 Peak	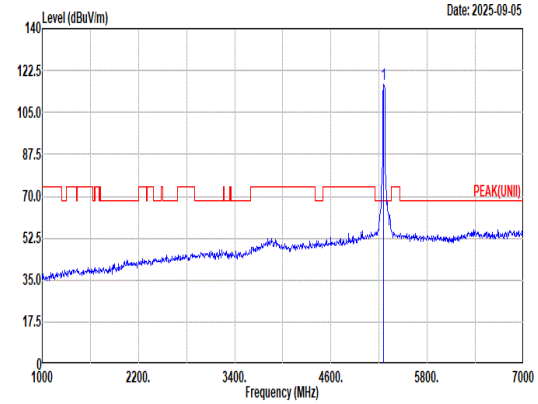 Site : 03CH23-HY Condition: PEAK(UNII) 3m DRH18-E_LE2C05A18EN_250702 VERTICAL : RBW:1000.000kHz VBW:3000.000kHz SWT:Auto 1 5260.00 116.52 ------ ------ 103.56 32.69 10.66 33.83 3.44 300 131 Peak
Avg	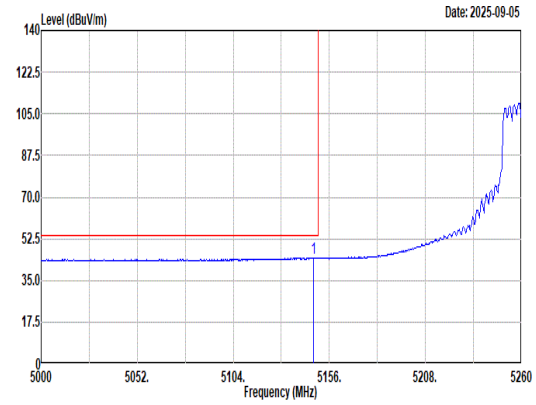 Site : 03CH23-HY Condition: AVG_BE_54 3m DRH18-E_LE2C05A18EN_250702 VERTICAL : RBW:1000.000kHz VBW:1.000kHz SWT:Auto 1 5147.42 44.46 54.00 -9.54 31.14 32.90 10.56 33.56 3.42 300 131 Average	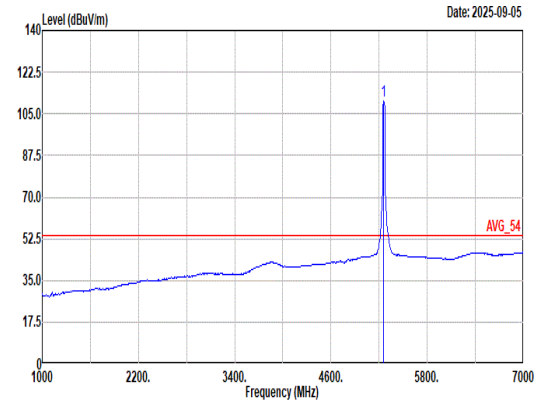 Site : 03CH23-HY Condition: AVG_54 3m DRH18-E_LE2C05A18EN_250702 VERTICAL : RBW:1000.000kHz VBW:1.000kHz SWT:Auto 1 5260.00 110.54 ------ ------ 97.60 32.68 10.66 33.84 3.44 300 131 Average

Mode	20	
	Band Edge - R	
	U-NII-2A_5.25-5.35_802.11ax HE20_CH52_5260MHz	
ANT	1 + 2	
Pol.	Vertical	Fundamental
Peak	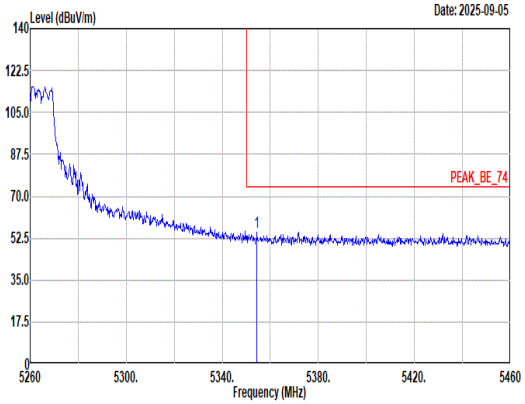 Site : 03CH23-HY Condition: PEAK_BE_74 3m DRH18-E_LE2C05A18EN_250702 VERTICAL : RBW:1000.000kHz VBW:3000.000kHz SWT:Auto Limit Read Ant Cable Preamp Aux APos TPos Freq Level Line Margin Level Factor Loss Factor Factor Remark MHz dBuV/m dBuV/m dB dBuV dB/m dB dB dB cm deg 1 5354.40 55.19 74.00 -18.81 42.52 32.51 10.76 34.08 3.48 300 131 Peak	Blank
Avg	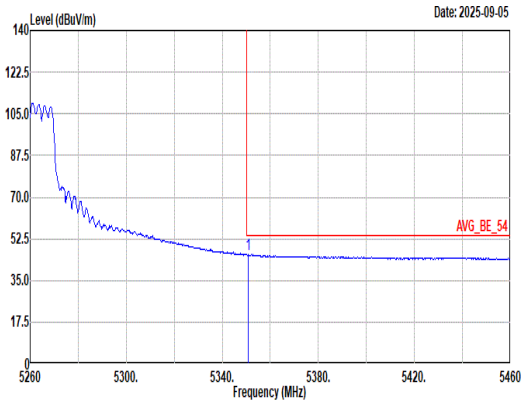 Site : 03CH23-HY Condition: AVG_BE_54 3m DRH18-E_LE2C05A18EN_250702 VERTICAL : RBW:1000.000kHz VBW:1.000kHz SWT:Auto Limit Read Ant Cable Preamp Aux APos TPos Freq Level Line Margin Level Factor Loss Factor Factor Remark MHz dBuV/m dBuV/m dB dBuV dB/m dB dB dB cm deg 1 5350.80 45.86 54.00 -8.14 33.19 32.50 10.76 34.07 3.48 300 131 Average	Blank

Mode	20	
	Harmonic	
	U-NII-2A_5.25-5.35_802.11ax HE20_CH52_5260MHz	
ANT	1 + 2	
Pol.	Horizontal	Vertical
Peak Avg	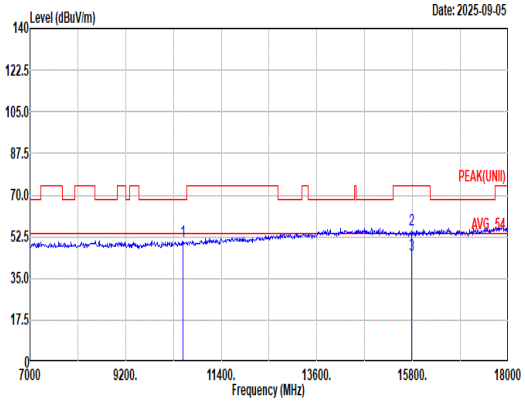 Site : 03CH23-HY Condition: PEAK(UNII) 3m DRH18-E_LE2C05A18EN_250702 HORIZONTAL Freq Level Limit Line Margin Read Level Ant Factor Cable Loss Preamp Factor Aux Factor APos TPos Remark MHz dBuV/m dBuV/m dB dBuV dB/m dB dB dB cm deg 1 10520.00 50.46 68.20 -17.74 34.95 37.58 15.01 39.23 2.15 -- -- Peak 2 15780.00 55.34 74.00 -18.66 38.77 41.02 18.47 45.41 2.49 -- -- Peak 3 15780.00 45.11 54.00 -8.89 28.54 41.02 18.47 45.41 2.49 -- -- Average	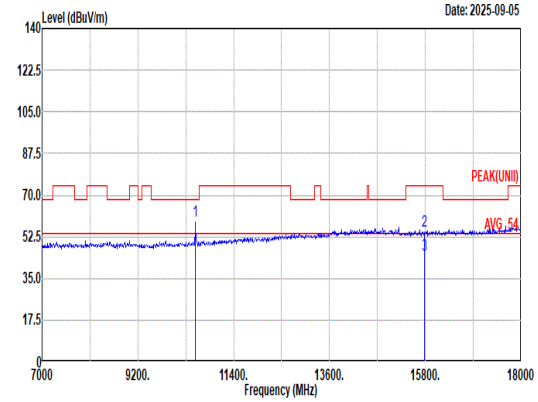 Site : 03CH23-HY Condition: PEAK(UNII) 3m DRH18-E_LE2C05A18EN_250702 VERTICAL Freq Level Limit Line Margin Read Level Ant Factor Cable Loss Preamp Factor Aux Factor APos TPos Remark MHz dBuV/m dBuV/m dB dBuV dB/m dB dB dB cm deg 1 10520.00 59.14 68.20 -9.06 43.63 37.58 15.01 39.23 2.15 316 203 Peak 2 15780.00 55.09 74.00 -18.91 38.52 41.02 18.47 45.41 2.49 -- -- Peak 3 15780.00 44.86 54.00 -9.14 28.29 41.02 18.47 45.41 2.49 -- -- Average

Mode	20	
	Harmonic	
	U-NII-2A_5.25-5.35_802.11ax HE20_CH52_5260MHz	
ANT	1 + 2	
Pol.	Horizontal	Vertical
10.6G ~18G Avg	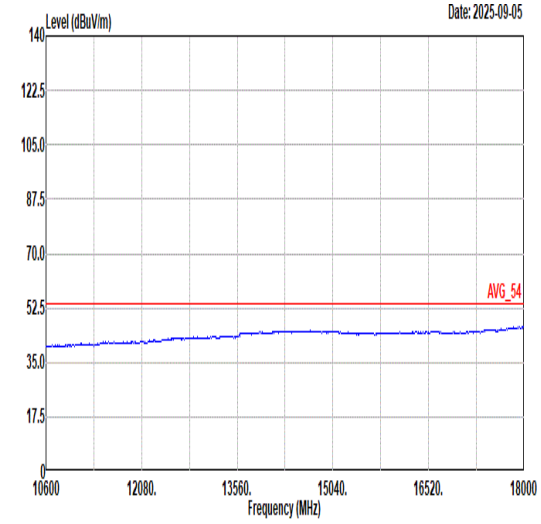 Site : 03CH23-HY Condition: AVG_54 3m DRH18-E_LE2C05A18EN_250702 HORIZONTAL	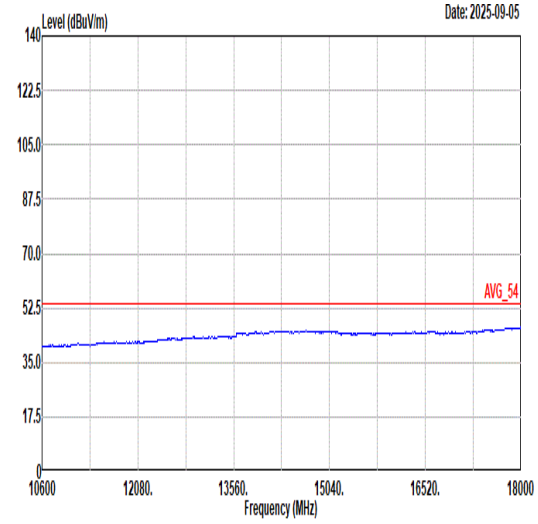 Site : 03CH23-HY Condition: AVG_54 3m DRH18-E_LE2C05A18EN_250702 VERTICAL

Mode	21	
	Band Edge - L	
	U-NII-2A_5.25-5.35_802.11ax HE20_CH60_5300MHz	
ANT	1 + 2	
Pol.	Horizontal	Fundamental
Peak	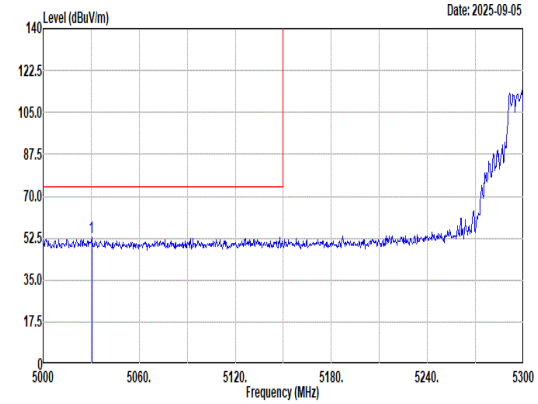 Site : 03CH23-HY Condition: PEAK_BE_74 3m DRH18-E_LE2C05A18EN_250702 HORIZONTAL : RBW:1000.000kHz VBW:3000.000kHz SWT:Auto Freq Level Limit Line Margin Read Level Ant Factor Cable Loss Preamp Factor Aux Factor APos TPos Remark MHz dBuV/m dBuV/m dB dBuV dB/m dB dB dB cm deg 1 5030.30 52.92 74.00 -21.08 39.37 32.94 10.47 33.27 3.41 399 116 Peak	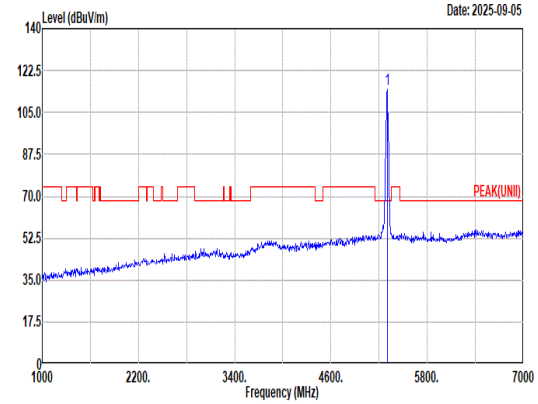 Site : 03CH23-HY Condition: PEAK(UNII) 3m DRH18-E_LE2C05A18EN_250702 HORIZONTAL : RBW:1000.000kHz VBW:3000.000kHz SWT:Auto Freq Level Limit Line Margin Read Level Ant Factor Cable Loss Preamp Factor Aux Factor APos TPos Remark MHz dBuV/m dBuV/m dB dBuV dB/m dB dB dB cm deg 1 5300.00 114.62 ------ ------ 101.79 32.60 10.71 33.94 3.46 399 116 Peak
Avg	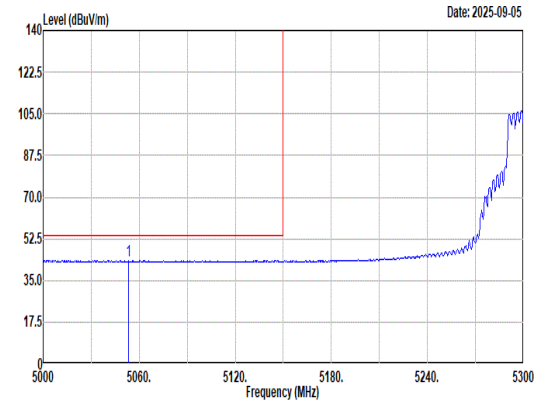 Site : 03CH23-HY Condition: AVG_BE_54 3m DRH18-E_LE2C05A18EN_250702 HORIZONTAL : RBW:1000.000kHz VBW:1.000kHz SWT:Auto Freq Level Limit Line Margin Read Level Ant Factor Cable Loss Preamp Factor Aux Factor APos TPos Remark MHz dBuV/m dBuV/m dB dBuV dB/m dB dB dB cm deg 1 5053.10 43.37 54.00 -10.63 29.89 32.90 10.49 33.32 3.41 399 116 Average	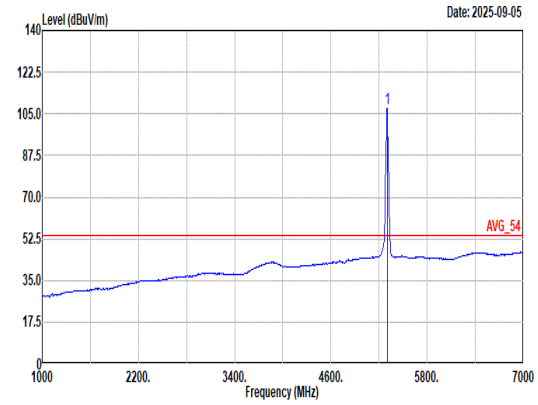 Site : 03CH23-HY Condition: AVG_54 3m DRH18-E_LE2C05A18EN_250702 HORIZONTAL : RBW:1000.000kHz VBW:1.000kHz SWT:Auto Freq Level Limit Line Margin Read Level Ant Factor Cable Loss Preamp Factor Aux Factor APos TPos Remark MHz dBuV/m dBuV/m dB dBuV dB/m dB dB dB cm deg 1 5300.00 107.39 ------ ------ 94.55 32.61 10.70 33.93 3.46 399 116 Average

Mode	21	
	Band Edge - R	
	U-NII-2A_5.25-5.35_802.11ax HE20_CH60_5300MHz	
ANT	1 + 2	
Pol.	Horizontal	Fundamental
Peak	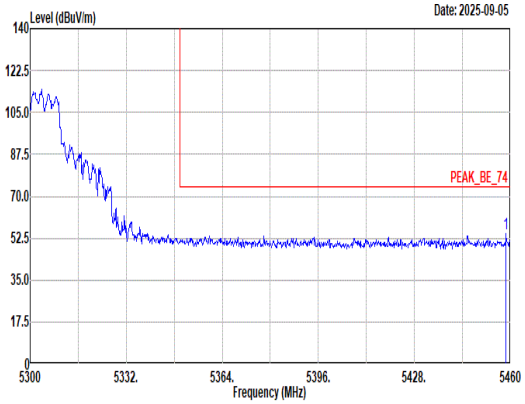 Site : 03CH23-HY Condition: PEAK_BE_74 3m DRH18-E_LE2C05A18EN_250702 HORIZONTAL : RBW:1000.000kHz VBW:3000.000kHz SWT:Auto Freq Level Limit Line Margin Read Level Ant Factor Cable Loss Preamp Factor Aux Factor APos TPos Remark MHz dBuV/m dBuV/m dB dBuV dB/m dB dB dB cm deg 1 5458.56 54.16 74.00 -19.84 41.36 32.72 10.91 34.34 3.51 399 116 Peak	Blank
Avg	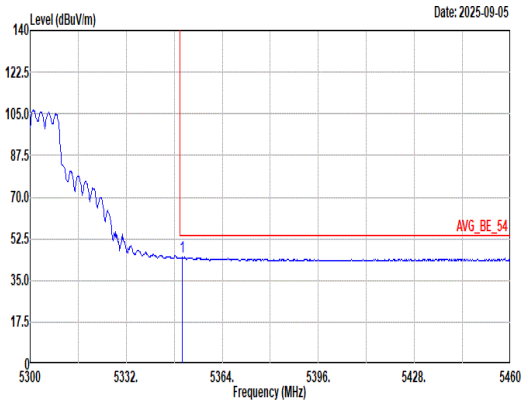 Site : 03CH23-HY Condition: AVG_BE_54 3m DRH18-E_LE2C05A18EN_250702 HORIZONTAL : RBW:1000.000kHz VBW:1.000kHz SWT:Auto Freq Level Limit Line Margin Read Level Ant Factor Cable Loss Preamp Factor Aux Factor APos TPos Remark MHz dBuV/m dBuV/m dB dBuV dB/m dB dB dB cm deg 1 5350.56 44.73 54.00 -9.27 32.06 32.50 10.76 34.07 3.48 399 116 Average	Blank

Mode	21	
	Band Edge - L	
	U-NII-2A_5.25-5.35_802.11ax HE20_CH60_5300MHz	
ANT	1 + 2	
Pol.	Vertical	Fundamental
Peak	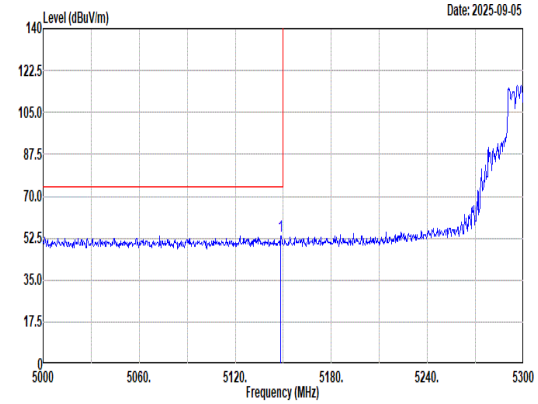 Site : 03CH23-HY Condition: PEAK_BE_74 3m DRH18-E_LE2C05A18EN_250702 VERTICAL : RBW:1000.000kHz VBW:3000.000kHz SWT:Auto Freq Level Limit Line Margin Read Level Ant Factor Cable Loss Preamp Factor Aux Factor APos TPos Remark MHz dBuV/m dBuV/m dB dBuV dB/m dB dB dB cm deg 1 5148.50 53.36 74.00 -20.64 40.04 32.90 10.56 33.56 3.42 300 131 Peak	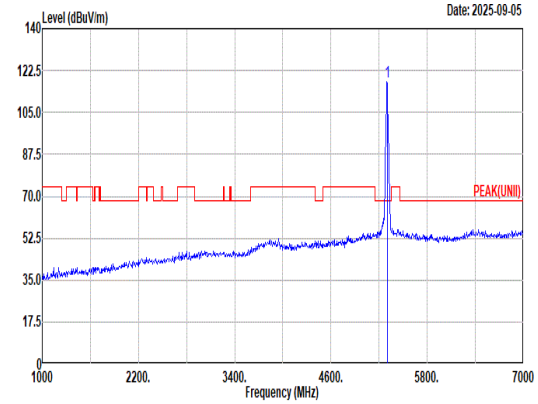 Site : 03CH23-HY Condition: PEAK(UNII) 3m DRH18-E_LE2C05A18EN_250702 VERTICAL : RBW:1000.000kHz VBW:3000.000kHz SWT:Auto Freq Level Limit Line Margin Read Level Ant Factor Cable Loss Preamp Factor Aux Factor APos TPos Remark MHz dBuV/m dBuV/m dB dBuV dB/m dB dB dB cm deg 1 5300.00 117.70 ------ ------ 104.86 32.61 10.70 33.93 3.46 300 131 Peak
Avg	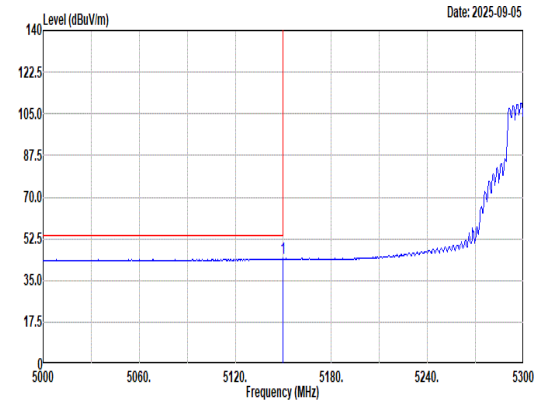 Site : 03CH23-HY Condition: AVG_BE_54 3m DRH18-E_LE2C05A18EN_250702 VERTICAL : RBW:1000.000kHz VBW:1.000kHz SWT:Auto Freq Level Limit Line Margin Read Level Ant Factor Cable Loss Preamp Factor Aux Factor APos TPos Remark MHz dBuV/m dBuV/m dB dBuV dB/m dB dB dB cm deg 1 5150.00 44.12 54.00 -9.88 30.80 32.90 10.56 33.56 3.42 300 131 Average	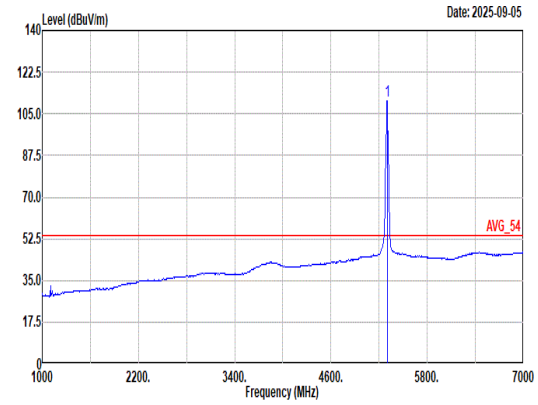 Site : 03CH23-HY Condition: AVG_54 3m DRH18-E_LE2C05A18EN_250702 VERTICAL : RBW:1000.000kHz VBW:1.000kHz SWT:Auto Freq Level Limit Line Margin Read Level Ant Factor Cable Loss Preamp Factor Aux Factor APos TPos Remark MHz dBuV/m dBuV/m dB dBuV dB/m dB dB dB cm deg 1 5300.00 110.63 ------ ------ 97.80 32.60 10.71 33.94 3.46 300 131 Average

Mode	21	
	Band Edge - R	
	U-NII-2A_5.25-5.35_802.11ax HE20_CH60_5300MHz	
ANT	1 + 2	
Pol.	Vertical	Fundamental
Peak	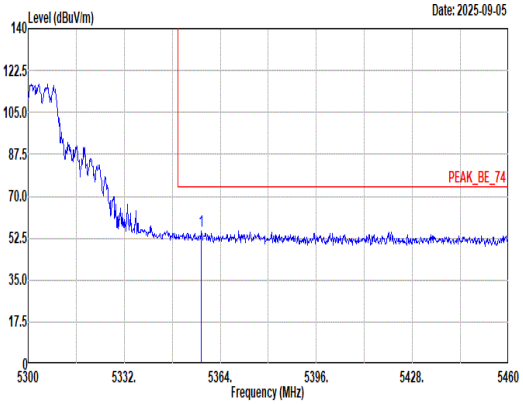 Site : 03CH23-HY Condition: PEAK_BE_74 3m DRH18-E_LE2C05A18EN_250702 VERTICAL : RBW:1000.000kHz VBW:3000.000kHz SWT:Auto Limit Read Ant Cable Preamp Aux APos TPos Freq Level Line Margin Level Factor Loss Factor Factor Remark MHz dBuV/m dBuV/m dB dBuV dB/m dB dB dB cm deg 1 5357.76 55.69 74.00 -18.31 43.00 32.52 10.77 34.08 3.48 300 131 Peak	Blank
Avg	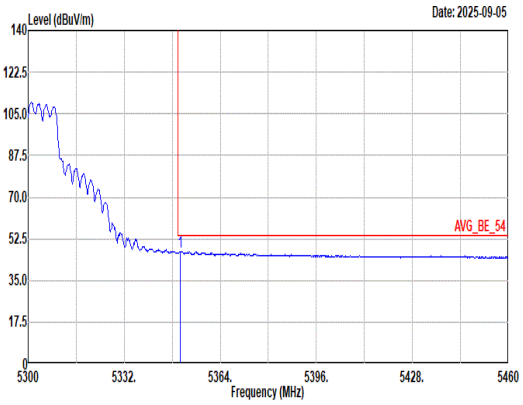 Site : 03CH23-HY Condition: AVG_BE_54 3m DRH18-E_LE2C05A18EN_250702 VERTICAL : RBW:1000.000kHz VBW:1.000kHz SWT:Auto Limit Read Ant Cable Preamp Aux APos TPos Freq Level Line Margin Level Factor Loss Factor Factor Remark MHz dBuV/m dBuV/m dB dBuV dB/m dB dB dB cm deg 1 5350.72 47.12 54.00 -6.88 34.45 32.50 10.76 34.07 3.48 300 131 Average	Blank

Mode	21	
	Harmonic	
	U-NII-2A_5.25-5.35_802.11ax HE20_CH60_5300MHz	
ANT	1 + 2	
Pol.	Horizontal	Vertical
Peak Avg	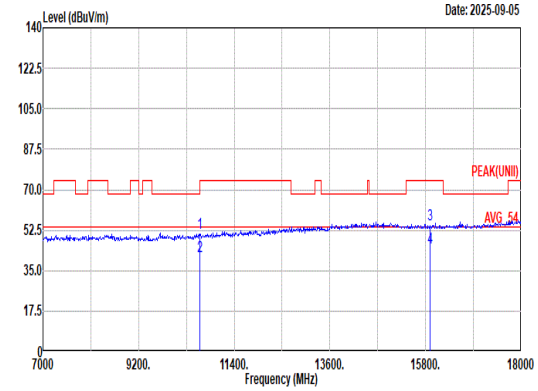 Site : 03CH23-HY Condition: PEAK(UNII) 3m DRH18-E_LE2C05A18EN_250702 HORIZONTAL Freq Level Limit Line Margin Read Level Ant Factor Cable Loss Preamp Factor Aux Factor APos TPos Remark MHz dBuV/m dBuV/m dB dBuV dB/m dB dB dB cm deg 1 10600.00 51.46 74.00 -22.54 35.76 37.80 15.07 39.33 2.16 -- -- Peak 2 10600.00 41.23 54.00 -12.77 25.53 37.80 15.07 39.33 2.16 -- -- Average 3 15900.00 54.98 74.00 -19.02 38.27 41.20 18.54 45.53 2.50 -- -- Peak 4 15900.00 44.75 54.00 -9.25 28.04 41.20 18.54 45.53 2.50 -- -- Average	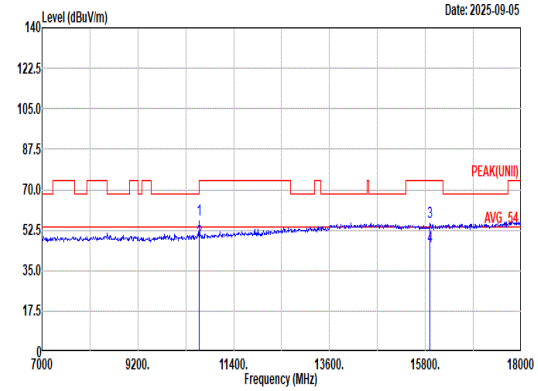 Site : 03CH23-HY Condition: PEAK(UNII) 3m DRH18-E_LE2C05A18EN_250702 VERTICAL Freq Level Limit Line Margin Read Level Ant Factor Cable Loss Preamp Factor Aux Factor APos TPos Remark MHz dBuV/m dBuV/m dB dBuV dB/m dB dB dB cm deg 1 10600.00 57.29 74.00 -16.71 41.59 37.80 15.07 39.33 2.16 291 173 Peak 2 10600.00 48.32 54.00 -5.68 32.62 37.80 15.07 39.33 2.16 291 173 Average 3 15900.00 55.82 74.00 -18.18 39.11 41.20 18.54 45.53 2.50 -- -- Peak 4 15900.00 45.59 54.00 -8.41 28.88 41.20 18.54 45.53 2.50 -- -- Average

Mode	21	
	Harmonic	
	U-NII-2A_5.25-5.35_802.11ax HE20_CH60_5300MHz	
ANT	1 + 2	
Pol.	Horizontal	Vertical
10.6G ~18G Avg	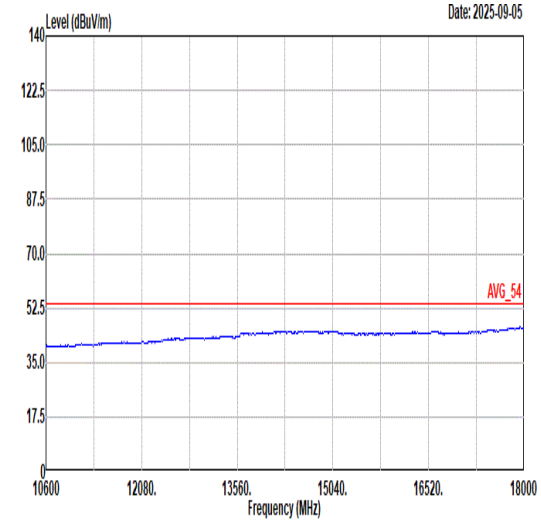 Site : 03CH23-HY Condition: AVG_54 3m DRH18-E_LE2C05A18EN_250702 HORIZONTAL	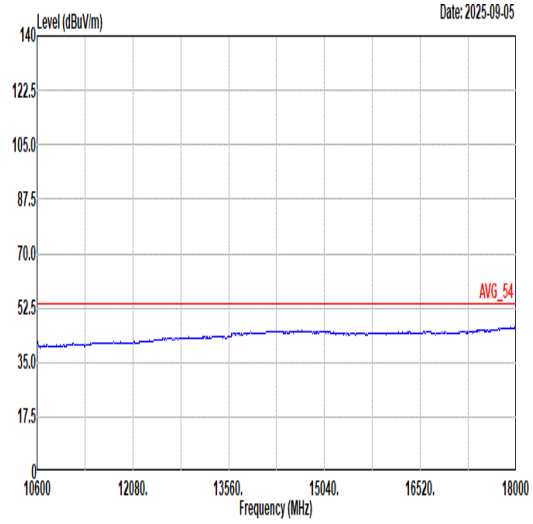 Site : 03CH23-HY Condition: AVG_54 3m DRH18-E_LE2C05A18EN_250702 VERTICAL

Mode	22	
	Band Edge	
	U-NII-2A_5.25-5.35_802.11ax HE20_CH64_5320MHz	
ANT	1 + 2	
Pol.	Horizontal	Fundamental
Peak	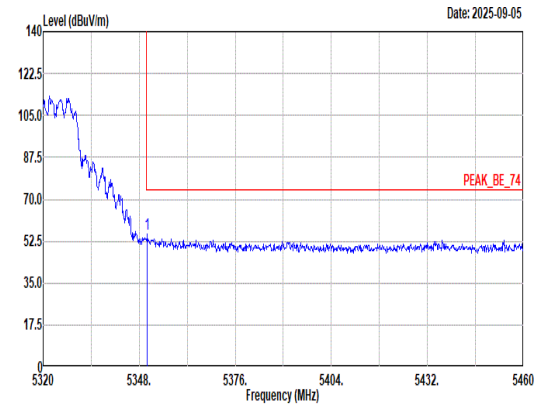 Site : 03CH23-HY Condition: PEAK_BE_74 3m DRH18-E_LE2C05A18EN_250702 HORIZONTAL : RBW:1000.000kHz VBW:3000.000kHz SWT:Auto Freq Level Limit Line Margin Read Level Ant Factor Cable Loss Preamp Factor Aux Factor APos TPos Remark 1 5350.38 55.46 74.00 -18.54 42.79 32.50 10.76 34.07 3.48 400 120 Peak	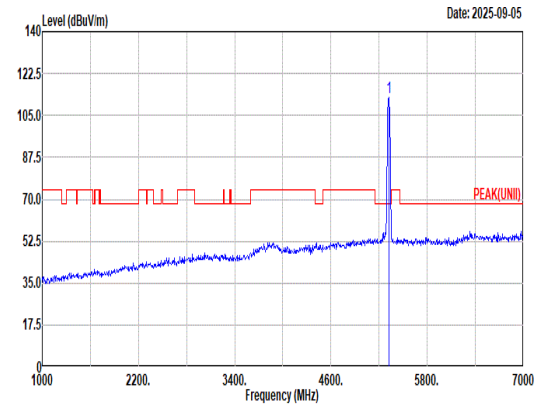 Site : 03CH23-HY Condition: PEAK(UNII) 3m DRH18-E_LE2C05A18EN_250702 HORIZONTAL : RBW:1000.000kHz VBW:3000.000kHz SWT:Auto Freq Level Limit Line Margin Read Level Ant Factor Cable Loss Preamp Factor Aux Factor APos TPos Remark 1 5320.00 112.48 ------ ------ 99.71 32.56 10.73 33.99 3.47 400 120 Peak
Avg	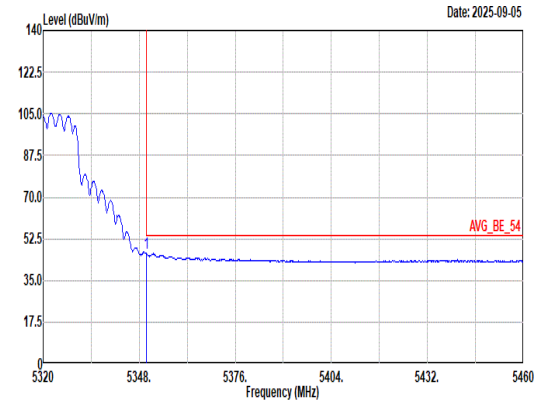 Site : 03CH23-HY Condition: AVG_BE_54 3m DRH18-E_LE2C05A18EN_250702 HORIZONTAL : RBW:1000.000kHz VBW:1.000kHz SWT:Auto Freq Level Limit Line Margin Read Level Ant Factor Cable Loss Preamp Factor Aux Factor APos TPos Remark 1 5350.10 46.40 54.00 -7.60 33.73 32.50 10.76 34.07 3.48 400 120 Average	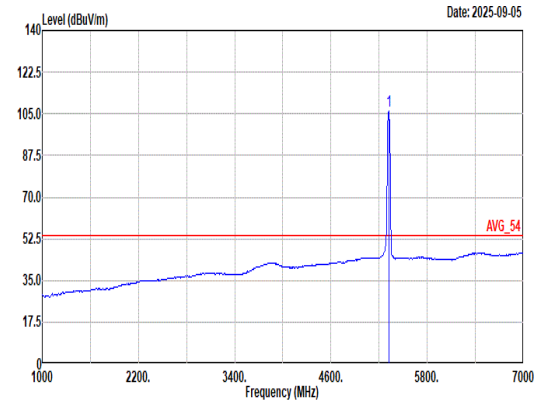 Site : 03CH23-HY Condition: AVG_54 3m DRH18-E_LE2C05A18EN_250702 HORIZONTAL : RBW:1000.000kHz VBW:1.000kHz SWT:Auto Freq Level Limit Line Margin Read Level Ant Factor Cable Loss Preamp Factor Aux Factor APos TPos Remark 1 5320.00 105.99 ------ ------ 93.22 32.56 10.73 33.99 3.47 400 120 Average

Mode	22	
	Band Edge	
	U-NII-2A_5.25-5.35_802.11ax HE20_CH64_5320MHz	
ANT	1 + 2	
Pol.	Vertical	Fundamental
Peak	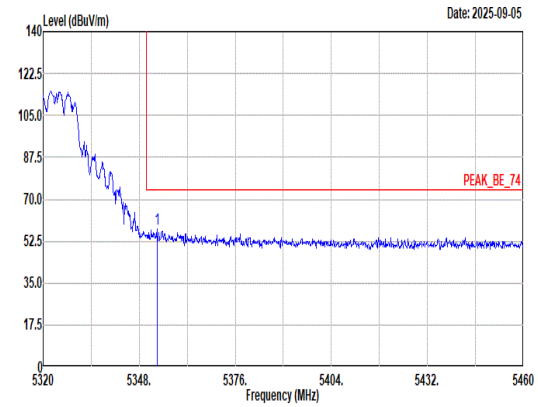 Site : 03CH23-HY Condition: PEAK_BE_74 3m DRH18-E_LE2C05A18EN_250702 VERTICAL : RBW:1000.000kHz VBW:3000.000kHz SWT:Auto Freq Level Limit Line Margin Read Level Ant Factor Cable Loss Preamp Factor Aux Factor APos TPos Remark MHz dBuV/m dBuV/m dB dBuV dB/m dB dB dB cm deg 1 5353.18 57.35 74.00 -16.65 44.67 32.51 10.76 34.07 3.48 300 130 Peak	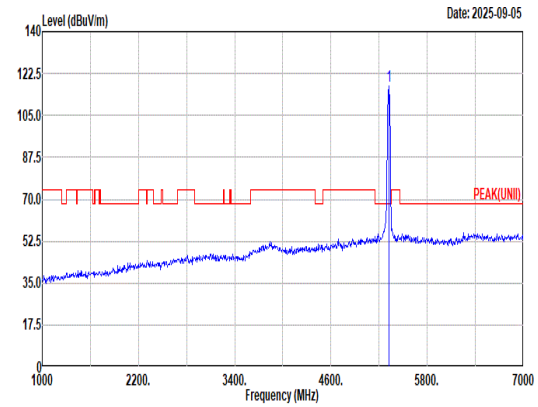 Site : 03CH23-HY Condition: PEAK(UNII) 3m DRH18-E_LE2C05A18EN_250702 VERTICAL : RBW:1000.000kHz VBW:3000.000kHz SWT:Auto Freq Level Limit Line Margin Read Level Ant Factor Cable Loss Preamp Factor Aux Factor APos TPos Remark MHz dBuV/m dBuV/m dB dBuV dB/m dB dB dB cm deg 1 5320.00 117.24 ------ ------ 104.47 32.56 10.73 33.99 3.47 300 130 Peak
Avg	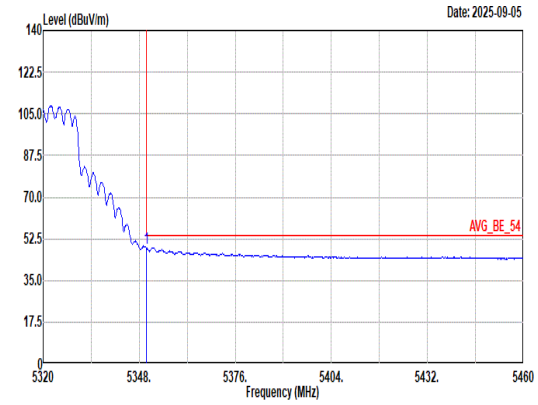 Site : 03CH23-HY Condition: AVG_BE_54 3m DRH18-E_LE2C05A18EN_250702 VERTICAL : RBW:1000.000kHz VBW:1.000kHz SWT:Auto Freq Level Limit Line Margin Read Level Ant Factor Cable Loss Preamp Factor Aux Factor APos TPos Remark MHz dBuV/m dBuV/m dB dBuV dB/m dB dB dB cm deg 1 5350.10 48.69 54.00 -5.31 36.02 32.50 10.76 34.07 3.48 300 130 Average	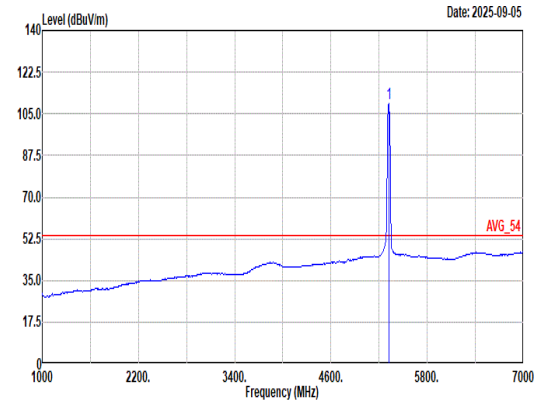 Site : 03CH23-HY Condition: AVG_54 3m DRH18-E_LE2C05A18EN_250702 VERTICAL : RBW:1000.000kHz VBW:1.000kHz SWT:Auto Freq Level Limit Line Margin Read Level Ant Factor Cable Loss Preamp Factor Aux Factor APos TPos Remark MHz dBuV/m dBuV/m dB dBuV dB/m dB dB dB cm deg 1 5320.00 109.12 ------ ------ 96.35 32.56 10.73 33.99 3.47 300 130 Average

Mode	22	
	Harmonic	
	U-NII-2A_5.25-5.35_802.11ax HE20_CH64_5320MHz	
ANT	1 + 2	
Pol.	Horizontal	Vertical
Peak Avg	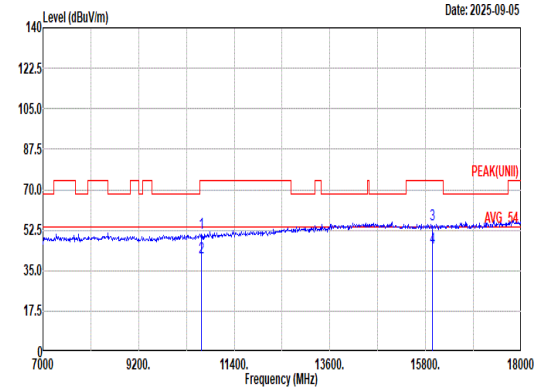 Site : 03CH23-HY Condition: PEAK(UNII) 3m DRH18-E_LE2C05A18EN_250702 HORIZONTAL Freq Level Limit Line Margin Read Level Ant Factor Cable Loss Preamp Factor Aux Factor APos TPos Remark MHz dBuV/m dBuV/m dB dBuV dB/m dB dB dB cm deg 1 10640.00 51.09 74.00 -22.91 35.40 37.80 15.10 39.38 2.17 -- -- Peak 2 10640.00 40.86 54.00 -13.14 25.17 37.80 15.10 39.38 2.17 -- -- Average 3 15960.00 55.17 74.00 -18.83 38.69 40.98 18.58 45.59 2.51 -- -- Peak 4 15960.00 44.94 54.00 -9.06 28.46 40.98 18.58 45.59 2.51 -- -- Average	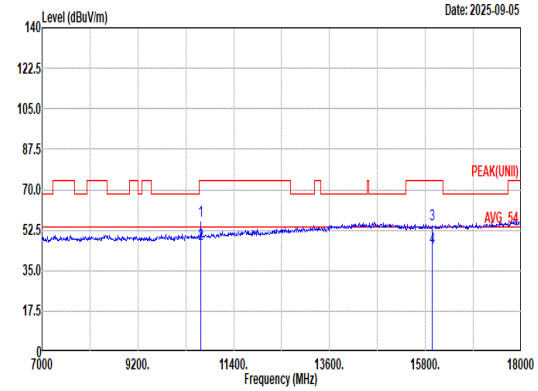 Site : 03CH23-HY Condition: PEAK(UNII) 3m DRH18-E_LE2C05A18EN_250702 VERTICAL Freq Level Limit Line Margin Read Level Ant Factor Cable Loss Preamp Factor Aux Factor APos TPos Remark MHz dBuV/m dBuV/m dB dBuV dB/m dB dB dB cm deg 1 10640.00 56.44 74.00 -17.56 40.75 37.80 15.10 39.38 2.17 286 172 Peak 2 10640.00 46.71 54.00 -7.29 31.02 37.80 15.10 39.38 2.17 286 172 Average 3 15960.00 55.09 74.00 -18.91 38.61 40.98 18.58 45.59 2.51 -- -- Peak 4 15960.00 44.86 54.00 -9.14 28.38 40.98 18.58 45.59 2.51 -- -- Average

Mode	22	
	Harmonic	
	U-NII-2A_5.25-5.35_802.11ax HE20_CH64_5320MHz	
ANT	1 + 2	
Pol.	Horizontal	Vertical
10.6G ~18G Avg	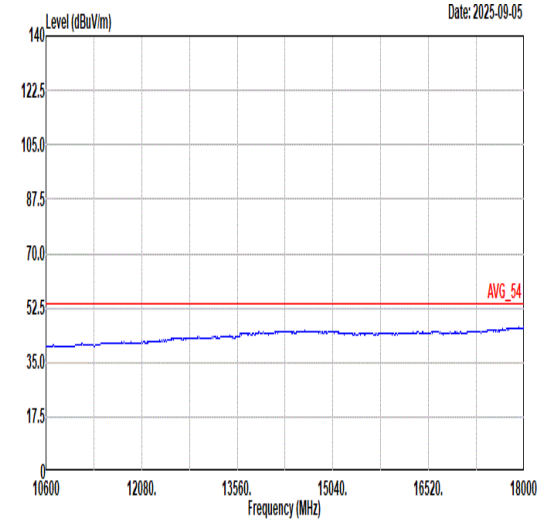 Site : 03CH23-HY Condition: AVG_54 3m DRH18-E_LE2C05A18EN_250702 HORIZONTAL	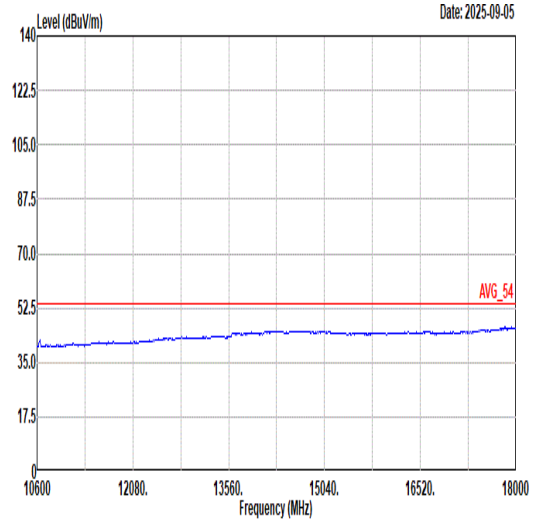 Site : 03CH23-HY Condition: AVG_54 3m DRH18-E_LE2C05A18EN_250702 VERTICAL

Mode	23	
	Band Edge	
	U-NII-2A_5.25-5.35_802.11ax HE20_CH64_26/8_5320MHz	
ANT	1 + 2	
Pol.	Horizontal	Fundamental
Peak	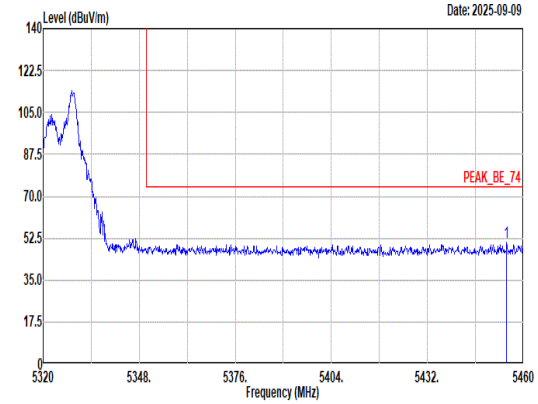 Site : 03CH23-HY Condition: PEAK_BE_74 3m DRH18-E_LE2C05A18EN_250702 HORIZONTAL : RBW:1000.000kHz VBW:3000.000kHz SWT:Auto Freq Level Limit Line Margin Read Level Ant Factor Cable Loss Preamp Factor Aux Factor APos TPos Remark MHz dBuV/m dBuV/m dB dBuV dB/m dB dB dB cm deg 1 5455.10 50.48 74.00 -23.52 37.68 32.71 10.91 34.33 3.51 394 117 Peak	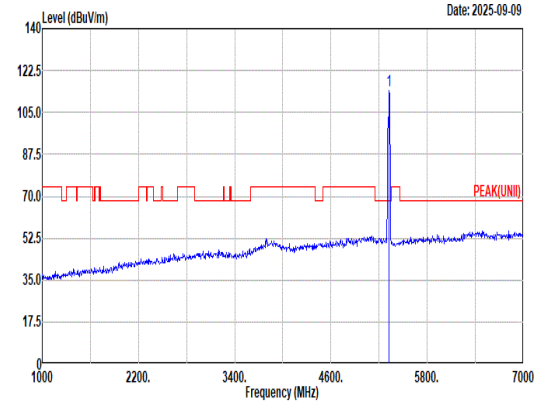 Site : 03CH23-HY Condition: PEAK(UNII) 3m DRH18-E_LE2C05A18EN_250702 HORIZONTAL : RBW:1000.000kHz VBW:3000.000kHz SWT:Auto Freq Level Limit Line Margin Read Level Ant Factor Cable Loss Preamp Factor Aux Factor APos TPos Remark MHz dBuV/m dBuV/m dB dBuV dB/m dB dB dB cm deg 1 5320.00 113.91 ------ ------ 101.17 32.55 10.73 34.01 3.47 394 117 Peak
Avg	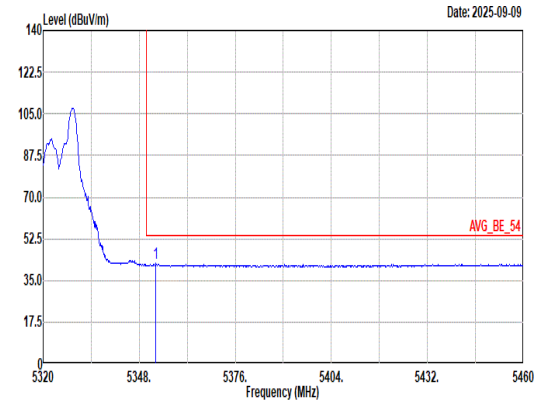 Site : 03CH23-HY Condition: AVG_BE_54 3m DRH18-E_LE2C05A18EN_250702 HORIZONTAL : RBW:1000.000kHz VBW:2.000kHz SWT:Auto Freq Level Limit Line Margin Read Level Ant Factor Cable Loss Preamp Factor Aux Factor APos TPos Remark MHz dBuV/m dBuV/m dB dBuV dB/m dB dB dB cm deg 1 5352.90 42.00 54.00 -12.00 29.32 32.51 10.76 34.07 3.48 394 117 Average	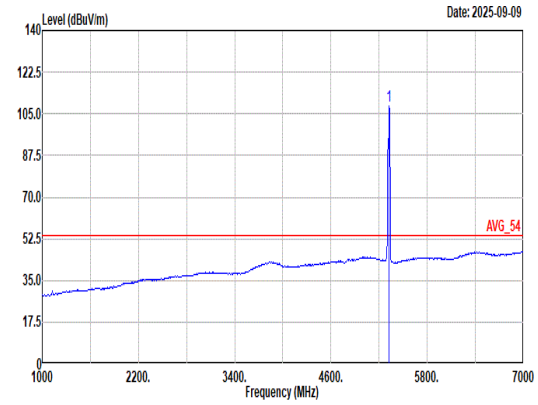 Site : 03CH23-HY Condition: AVG_54 3m DRH18-E_LE2C05A18EN_250702 HORIZONTAL : RBW:1000.000kHz VBW:2.000kHz SWT:Auto Freq Level Limit Line Margin Read Level Ant Factor Cable Loss Preamp Factor Aux Factor APos TPos Remark MHz dBuV/m dBuV/m dB dBuV dB/m dB dB dB cm deg 1 5320.00 108.07 ------ ------ 95.33 32.55 10.73 34.01 3.47 394 117 Average

Mode	23	
	Band Edge	
	U-NII-2A_5.25-5.35_802.11ax HE20_CH64_26/8_5320MHz	
ANT	1 + 2	
Pol.	Vertical	Fundamental
Peak	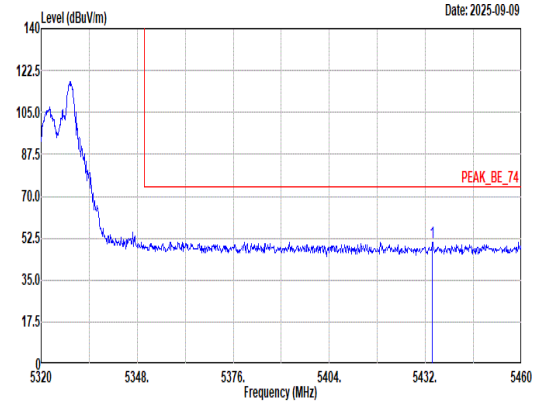 Site : 03CH23-HY Condition: PEAK_BE_74 3m DRH18-E_LE2C05A18EN_250702 VERTICAL : RBW:1000.000kHz VBW:3000.000kHz SWT:Auto Freq Level Limit Line Margin Read Level Ant Factor Cable Loss Preamp Factor Aux Factor APos TPos Remark MHz dBuV/m dBuV/m dB dBuV dB/m dB dB dB cm deg 1 5434.10 50.88 74.00 -23.12 38.11 32.67 10.87 34.28 3.51 294 134 Peak	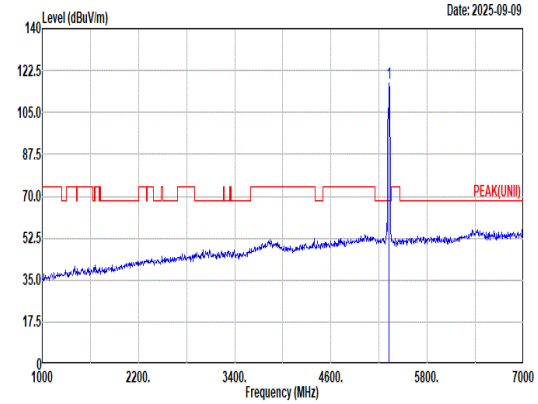 Site : 03CH23-HY Condition: PEAK(UNII) 3m DRH18-E_LE2C05A18EN_250702 VERTICAL : RBW:1000.000kHz VBW:3000.000kHz SWT:Auto Freq Level Limit Line Margin Read Level Ant Factor Cable Loss Preamp Factor Aux Factor APos TPos Remark MHz dBuV/m dBuV/m dB dBuV dB/m dB dB dB cm deg 1 5320.00 117.40 ------ ------ 104.66 32.55 10.73 34.01 3.47 294 134 Peak
Avg	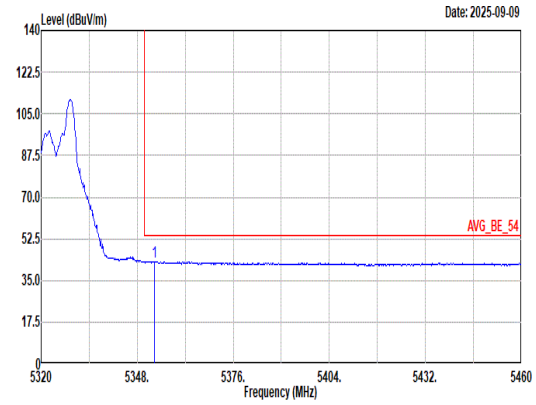 Site : 03CH23-HY Condition: AVG_BE_54 3m DRH18-E_LE2C05A18EN_250702 VERTICAL : RBW:1000.000kHz VBW:2.000kHz SWT:Auto Freq Level Limit Line Margin Read Level Ant Factor Cable Loss Preamp Factor Aux Factor APos TPos Remark MHz dBuV/m dBuV/m dB dBuV dB/m dB dB dB cm deg 1 5353.04 43.00 54.00 -11.00 30.32 32.51 10.76 34.07 3.48 294 134 Average	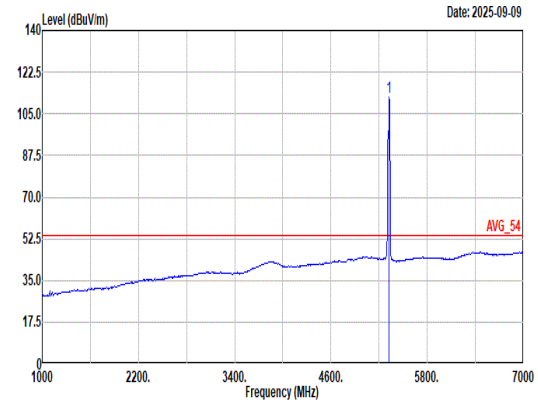 Site : 03CH23-HY Condition: AVG_54 3m DRH18-E_LE2C05A18EN_250702 VERTICAL : RBW:1000.000kHz VBW:2.000kHz SWT:Auto Freq Level Limit Line Margin Read Level Ant Factor Cable Loss Preamp Factor Aux Factor APos TPos Remark MHz dBuV/m dBuV/m dB dBuV dB/m dB dB dB cm deg 1 5320.00 111.80 ------ ------ 99.06 32.55 10.73 34.01 3.47 294 134 Average

Mode	24	
	Band Edge	
	U-NII-2A_5.25-5.35_802.11ax HE20_CH64_106/54_5320MHz	
ANT	1 + 2	
Pol.	Horizontal	Fundamental
Peak	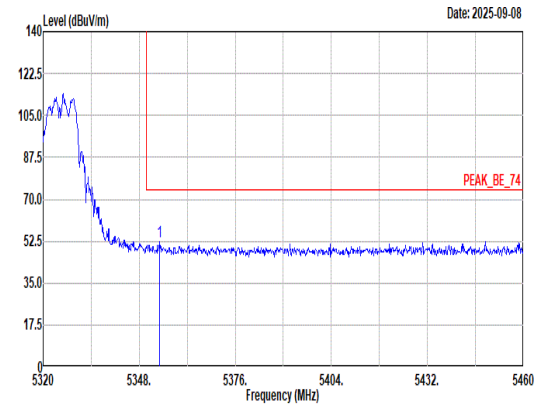 Site : 03CH23-HY Condition: PEAK_BE_74 3m DRH18-E_LE2C05A18EN_250702 HORIZONTAL : RBW:1000.000kHz VBW:3000.000kHz SWT:Auto Freq Level Limit Line Margin Read Level Ant Factor Cable Loss Preamp Factor Aux Factor APos TPos Remark MHz dBuV/m dBuV/m dB dBuV dB/m dB dB dB cm deg 1 5354.02 52.44 74.00 -21.56 39.77 32.51 10.76 34.08 3.48 397 120 Peak	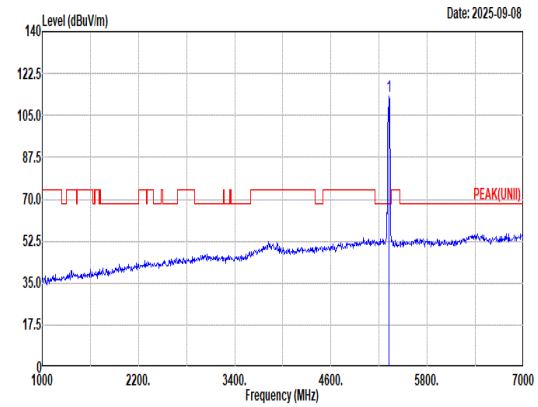 Site : 03CH23-HY Condition: PEAK(UNII) 3m DRH18-E_LE2C05A18EN_250702 HORIZONTAL : RBW:1000.000kHz VBW:3000.000kHz SWT:Auto Freq Level Limit Line Margin Read Level Ant Factor Cable Loss Preamp Factor Aux Factor APos TPos Remark MHz dBuV/m dBuV/m dB dBuV dB/m dB dB dB cm deg 1 5320.00 113.27 ------ ------ 100.53 32.55 10.73 34.01 3.47 397 120 Peak
Avg	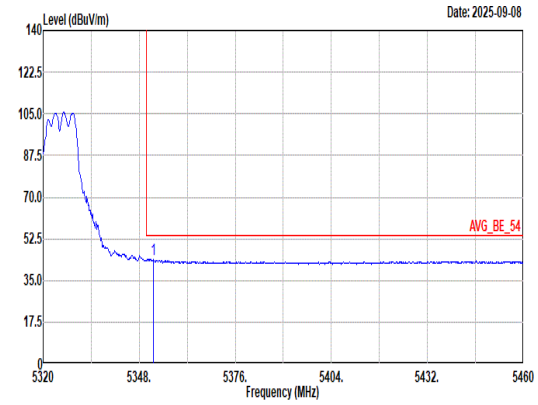 Site : 03CH23-HY Condition: AVG_BE_54 3m DRH18-E_LE2C05A18EN_250702 HORIZONTAL : RBW:1000.000kHz VBW:2.700kHz SWT:Auto Freq Level Limit Line Margin Read Level Ant Factor Cable Loss Preamp Factor Aux Factor APos TPos Remark MHz dBuV/m dBuV/m dB dBuV dB/m dB dB dB cm deg 1 5352.20 44.02 54.00 -9.98 31.35 32.50 10.76 34.07 3.48 397 120 Average	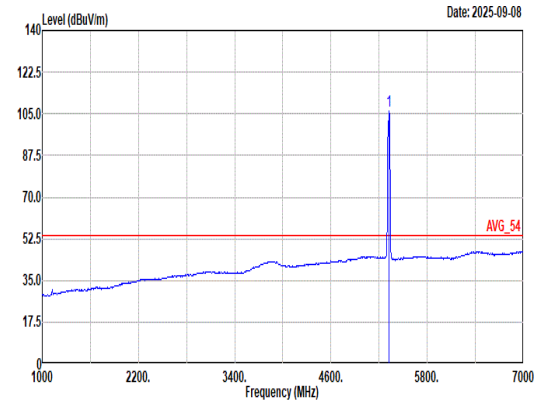 Site : 03CH23-HY Condition: AVG_54 3m DRH18-E_LE2C05A18EN_250702 HORIZONTAL : RBW:1000.000kHz VBW:2.700kHz SWT:Auto Freq Level Limit Line Margin Read Level Ant Factor Cable Loss Preamp Factor Aux Factor APos TPos Remark MHz dBuV/m dBuV/m dB dBuV dB/m dB dB dB cm deg 1 5320.00 106.18 ------ ------ 93.44 32.55 10.73 34.01 3.47 397 120 Average

Mode	24	
	Band Edge	
	U-NII-2A_5.25-5.35_802.11ax HE20_CH64_106/54_5320MHz	
ANT	1 + 2	
Pol.	Vertical	Fundamental
Peak	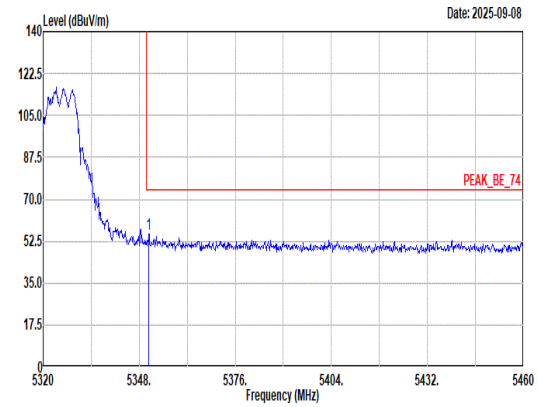 Site : 03CH23-HY Condition: PEAK_BE_74 3m DRH18-E_LE2C05A18EN_250702 VERTICAL : RBW:1000.000kHz VBW:3000.000kHz SWT:Auto Freq Level Limit Line Margin Read Level Ant Factor Cable Loss Preamp Factor Aux Factor APos TPos Remark MHz dBuV/m dBuV/m dB dBuV dB/m dB dB dB cm deg 1 5350.80 55.55 74.00 -18.45 42.88 32.50 10.76 34.07 3.48 293 133 Peak	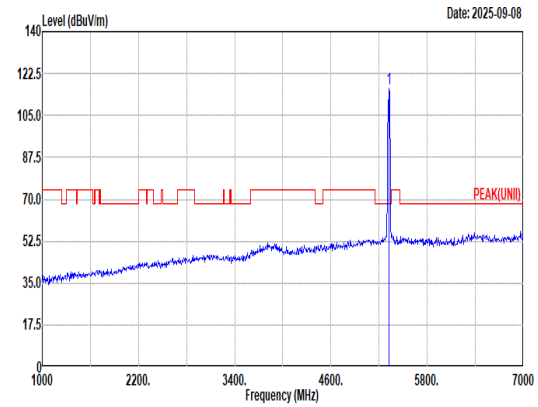 Site : 03CH23-HY Condition: PEAK(UNII) 3m DRH18-E_LE2C05A18EN_250702 VERTICAL : RBW:1000.000kHz VBW:3000.000kHz SWT:Auto Freq Level Limit Line Margin Read Level Ant Factor Cable Loss Preamp Factor Aux Factor APos TPos Remark MHz dBuV/m dBuV/m dB dBuV dB/m dB dB dB cm deg 1 5320.00 116.04 ------ ------ 103.30 32.55 10.73 34.01 3.47 293 133 Peak
Avg	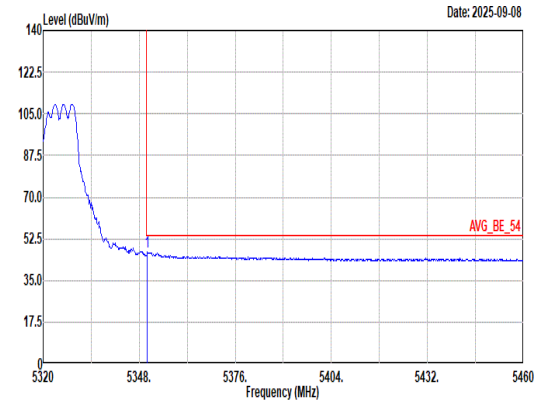 Site : 03CH23-HY Condition: AVG_BE_54 3m DRH18-E_LE2C05A18EN_250702 VERTICAL : RBW:1000.000kHz VBW:2.700kHz SWT:Auto Freq Level Limit Line Margin Read Level Ant Factor Cable Loss Preamp Factor Aux Factor APos TPos Remark MHz dBuV/m dBuV/m dB dBuV dB/m dB dB dB cm deg 1 5350.38 46.83 54.00 -7.17 34.16 32.50 10.76 34.07 3.48 293 133 Average	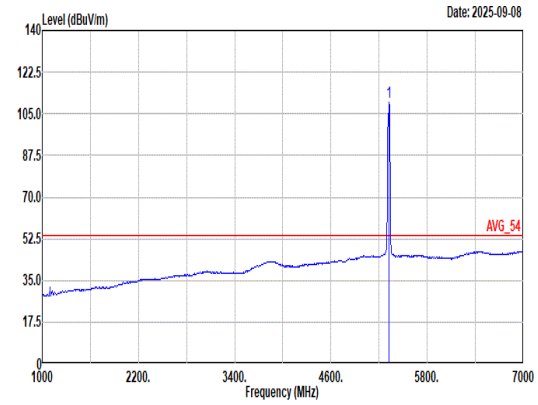 Site : 03CH23-HY Condition: AVG_54 3m DRH18-E_LE2C05A18EN_250702 VERTICAL : RBW:1000.000kHz VBW:2.700kHz SWT:Auto Freq Level Limit Line Margin Read Level Ant Factor Cable Loss Preamp Factor Aux Factor APos TPos Remark MHz dBuV/m dBuV/m dB dBuV dB/m dB dB dB cm deg 1 5320.00 109.88 ------ ------ 97.14 32.55 10.73 34.01 3.47 293 133 Average

Mode	25	
	Band Edge - L	
	U-NII-2A_5.25-5.35_802.11ax HE40_CH54_5270MHz	
ANT	1 + 2	
Pol.	Horizontal	Fundamental
Peak	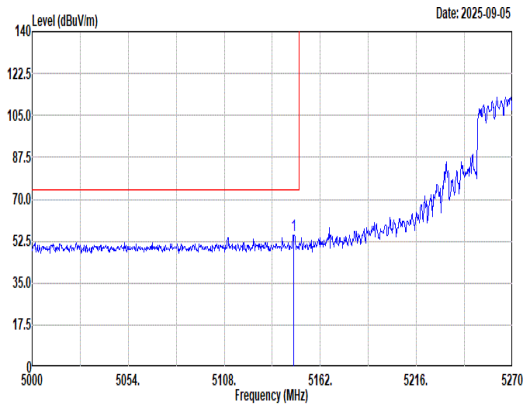 Site : 03CH23-HY Condition: PEAK_BE_74 3m DRH18-E_LE2C05A18EN_250702 HORIZONTAL : RBW:1000.000kHz VBW:3000.000kHz SWT:Auto Freq Level Limit Line Margin Read Level Ant Factor Cable Loss Preamp Factor Aux Factor APos TPos Remark MHz dBuV/m dBuV/m dB dBuV dB/m dB dB dB cm deg 1 5147.15 55.07 74.00 -18.93 41.75 32.90 10.56 33.56 3.42 400 118 Peak	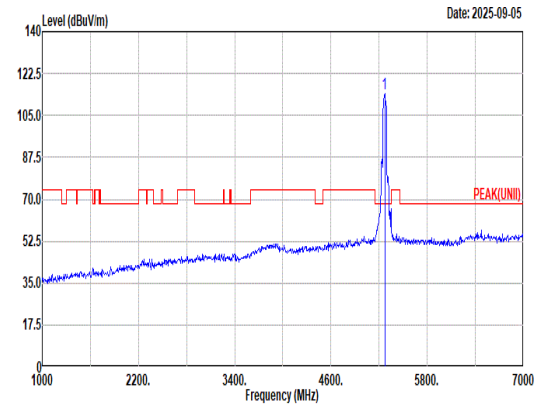 Site : 03CH23-HY Condition: PEAK(UNII) 3m DRH18-E_LE2C05A18EN_250702 HORIZONTAL : RBW:1000.000kHz VBW:3000.000kHz SWT:Auto Freq Level Limit Line Margin Read Level Ant Factor Cable Loss Preamp Factor Aux Factor APos TPos Remark MHz dBuV/m dBuV/m dB dBuV dB/m dB dB dB cm deg 1 5270.00 113.93 ------ ------ 101.01 32.66 10.68 33.87 3.45 400 118 Peak
Avg	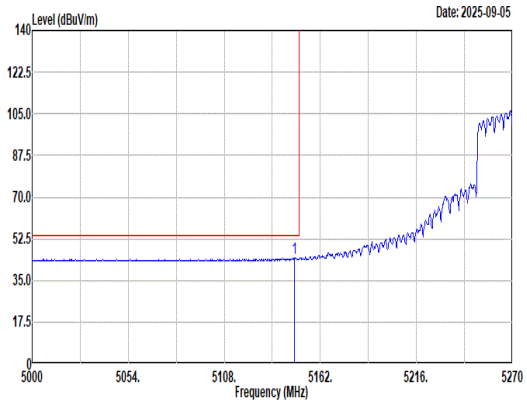 Site : 03CH23-HY Condition: AVG_BE_54 3m DRH18-E_LE2C05A18EN_250702 HORIZONTAL : RBW:1000.000kHz VBW:2.000kHz SWT:Auto Freq Level Limit Line Margin Read Level Ant Factor Cable Loss Preamp Factor Aux Factor APos TPos Remark MHz dBuV/m dBuV/m dB dBuV dB/m dB dB dB cm deg 1 5147.42 44.36 54.00 -9.64 31.04 32.90 10.56 33.56 3.42 400 118 Average	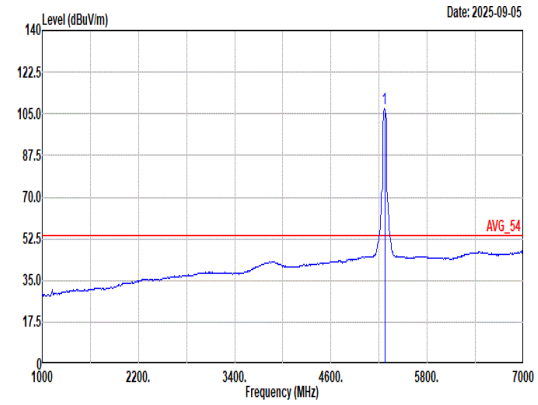 Site : 03CH23-HY Condition: AVG_54 3m DRH18-E_LE2C05A18EN_250702 HORIZONTAL : RBW:1000.000kHz VBW:2.000kHz SWT:Auto Freq Level Limit Line Margin Read Level Ant Factor Cable Loss Preamp Factor Aux Factor APos TPos Remark MHz dBuV/m dBuV/m dB dBuV dB/m dB dB dB cm deg 1 5270.00 107.18 ------ ------ 94.24 32.67 10.67 33.85 3.45 400 118 Average

Mode	25	
	Band Edge - R	
	U-NII-2A_5.25-5.35_802.11ax HE40_CH54_5270MHz	
ANT	1 + 2	
Pol.	Horizontal	Fundamental
Peak	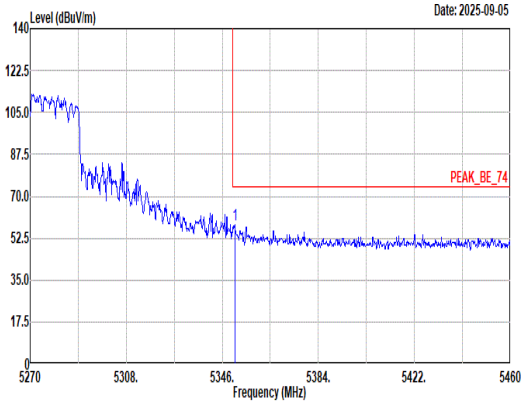 Site : 03CH23-HY Condition: PEAK_BE_74 3m DRH18-E_LE2C05A18EN_250702 HORIZONTAL : RBW:1000.000kHz VBW:3000.000kHz SWT:Auto Limit Read Ant Cable Preamp Aux APos TPos Freq Level Line Margin Level Factor Loss Factor Factor Remark MHz dBuV/m dBuV/m dB dBuV dB/m dB dB dB cm deg 1 5350.94 58.05 74.00 -15.95 45.38 32.50 10.76 34.07 3.48 400 118 Peak	Blank
Avg	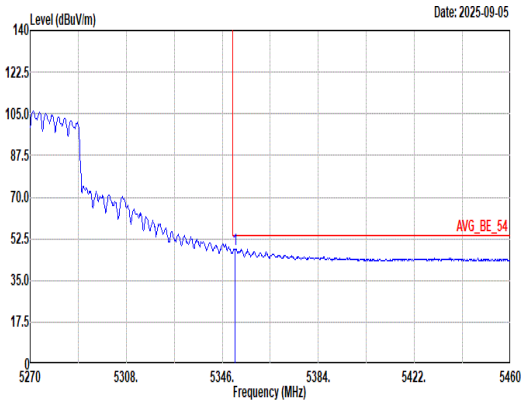 Site : 03CH23-HY Condition: AVG_BE_54 3m DRH18-E_LE2C05A18EN_250702 HORIZONTAL : RBW:1000.000kHz VBW:2.000kHz SWT:Auto Limit Read Ant Cable Preamp Aux APos TPos Freq Level Line Margin Level Factor Loss Factor Factor Remark MHz dBuV/m dBuV/m dB dBuV dB/m dB dB dB cm deg 1 5351.13 48.34 54.00 -5.66 35.67 32.50 10.76 34.07 3.48 400 118 Average	Blank

Mode	25	
	Band Edge - L	
	U-NII-2A_5.25-5.35_802.11ax HE40_CH54_5270MHz	
ANT	1 + 2	
Pol.	Vertical	Fundamental
Peak	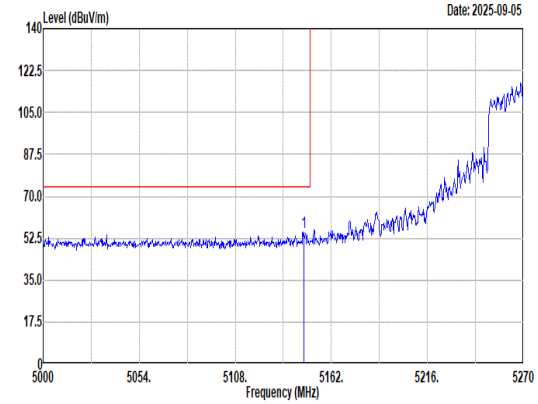 Site : 03CH23-HY Condition: PEAK_BE_74 3m DRH18-E_LE2C05A18EN_250702 VERTICAL : RBW:1000.000kHz VBW:3000.000kHz SWT:Auto Freq Level Limit Line Margin Read Level Ant Factor Cable Loss Preamp Factor Aux Factor APos TPos Remark MHz dBuV/m dBuV/m dB dBuV dB/m dB dB dB cm deg 1 5146.61 54.92 74.00 -19.08 41.60 32.90 10.56 33.56 3.42 281 135 Peak	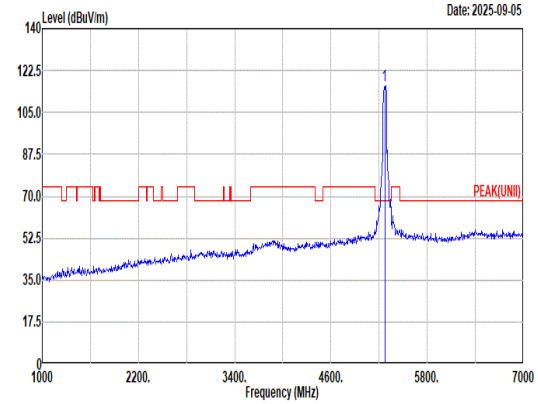 Site : 03CH23-HY Condition: PEAK(UNII) 3m DRH18-E_LE2C05A18EN_250702 VERTICAL : RBW:1000.000kHz VBW:3000.000kHz SWT:Auto Freq Level Limit Line Margin Read Level Ant Factor Cable Loss Preamp Factor Aux Factor APos TPos Remark MHz dBuV/m dBuV/m dB dBuV dB/m dB dB dB cm deg 1 5270.00 116.44 ------ ------ 103.57 32.63 10.69 33.90 3.45 281 135 Peak
Avg	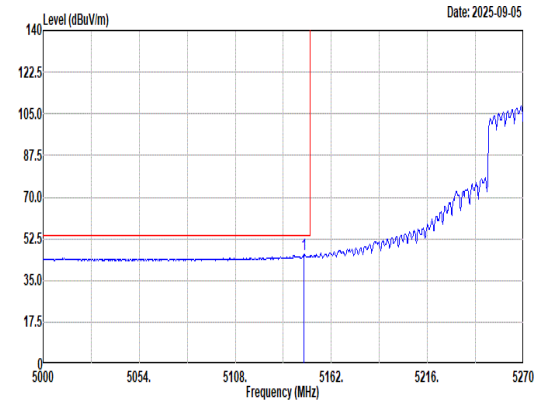 Site : 03CH23-HY Condition: AVG_BE_54 3m DRH18-E_LE2C05A18EN_250702 VERTICAL : RBW:1000.000kHz VBW:2.000kHz SWT:Auto Freq Level Limit Line Margin Read Level Ant Factor Cable Loss Preamp Factor Aux Factor APos TPos Remark MHz dBuV/m dBuV/m dB dBuV dB/m dB dB dB cm deg 1 5146.61 45.87 54.00 -8.13 32.55 32.90 10.56 33.56 3.42 281 135 Average	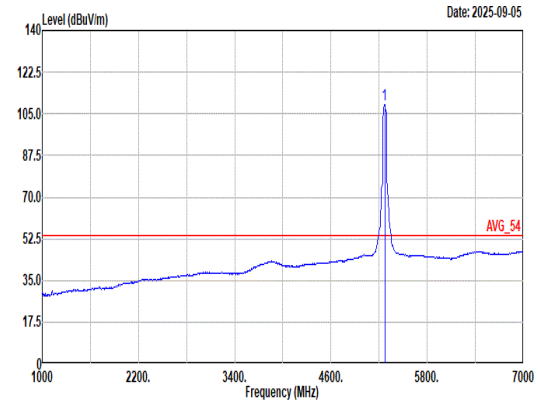 Site : 03CH23-HY Condition: AVG_54 3m DRH18-E_LE2C05A18EN_250702 VERTICAL : RBW:1000.000kHz VBW:2.000kHz SWT:Auto Freq Level Limit Line Margin Read Level Ant Factor Cable Loss Preamp Factor Aux Factor APos TPos Remark MHz dBuV/m dBuV/m dB dBuV dB/m dB dB dB cm deg 1 5270.00 109.07 ------ ------ 96.15 32.66 10.68 33.87 3.45 281 135 Average

Mode	25	
	Band Edge - R	
	U-NII-2A_5.25-5.35_802.11ax HE40_CH54_5270MHz	
ANT	1 + 2	
Pol.	Vertical	Fundamental
Peak	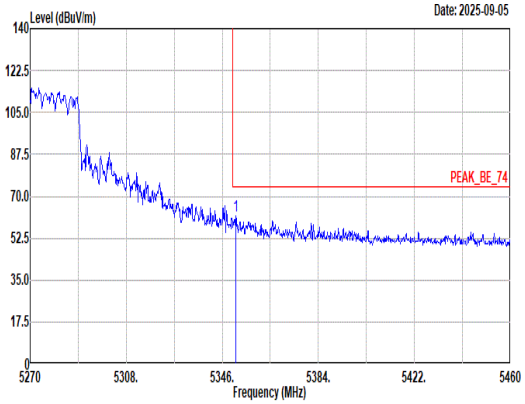 Site : 03CH23-HY Condition: PEAK_BE_74 3m DRH18-E_LE2C05A18EN_250702 VERTICAL : RBW:1000.000kHz VBW:3000.000kHz SWT:Auto Limit Read Ant Cable Preamp Aux APos TPos Freq Level Line Margin Level Factor Loss Factor Factor Remark MHz dBuV/m dBuV/m dB dBuV dB/m dB dB dB cm deg 1 5351.32 61.80 74.00 -12.20 49.13 32.50 10.76 34.07 3.48 281 135 Peak	Blank
Avg	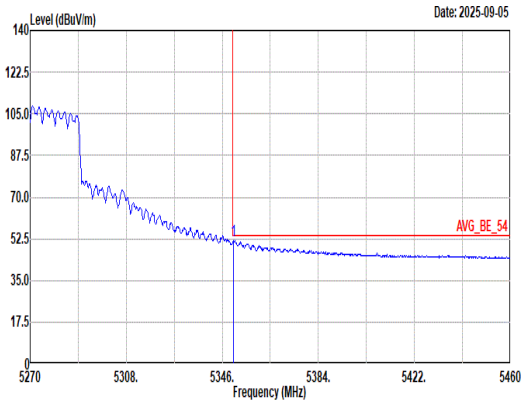 Site : 03CH23-HY Condition: AVG_BE_54 3m DRH18-E_LE2C05A18EN_250702 VERTICAL : RBW:1000.000kHz VBW:2.000kHz SWT:Auto Limit Read Ant Cable Preamp Aux APos TPos Freq Level Line Margin Level Factor Loss Factor Factor Remark MHz dBuV/m dBuV/m dB dBuV dB/m dB dB dB cm deg 1 5350.37 52.01 54.00 -1.99 39.34 32.50 10.76 34.07 3.48 281 135 Average	Blank

Mode	25	
	Harmonic	
	U-NII-2A_5.25-5.35_802.11ax HE40_CH54_5270MHz	
ANT	1 + 2	
Pol.	Horizontal	Vertical
Peak Avg	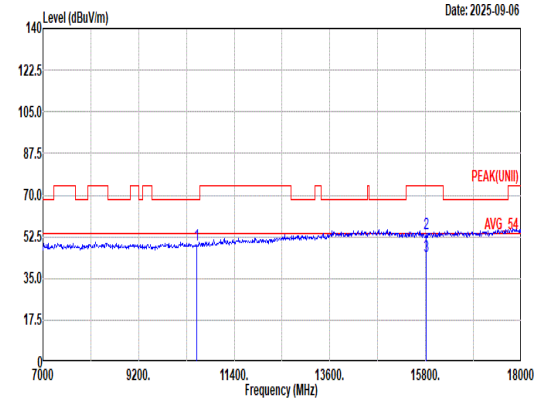 Site : 03CH23-HY Condition: PEAK(UNII) 3m DRH18-E_LE2C05A18EN_250702 HORIZONTAL Freq Level Limit Line Margin Read Level Ant Factor Cable Loss Preamp Factor Aux Factor APos TPos Remark MHz dBuV/m dBuV/m dB dBuV dB/m dB dB dB cm deg 1 10540.00 49.33 68.20 -18.87 33.74 37.66 15.02 39.25 2.16 -- -- Peak 2 15810.00 54.07 74.00 -19.93 37.43 41.10 18.49 45.44 2.49 -- -- Peak 3 15810.00 44.19 54.00 -9.81 27.55 41.10 18.49 45.44 2.49 -- -- Average	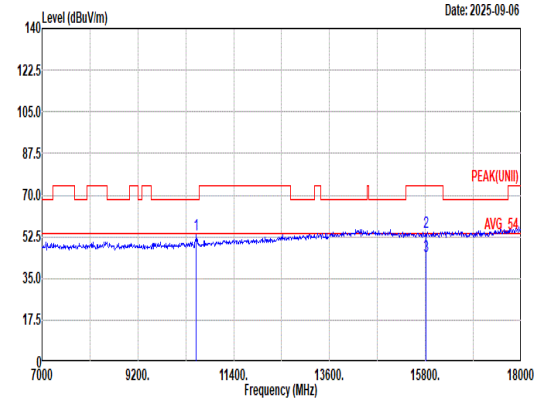 Site : 03CH23-HY Condition: PEAK(UNII) 3m DRH18-E_LE2C05A18EN_250702 VERTICAL Freq Level Limit Line Margin Read Level Ant Factor Cable Loss Preamp Factor Aux Factor APos TPos Remark MHz dBuV/m dBuV/m dB dBuV dB/m dB dB dB cm deg 1 10540.00 53.13 68.20 -15.07 37.54 37.66 15.02 39.25 2.16 -- -- Peak 2 15810.00 54.29 74.00 -19.71 37.65 41.10 18.49 45.44 2.49 -- -- Peak 3 15810.00 44.35 54.00 -9.65 27.71 41.10 18.49 45.44 2.49 -- -- Average

Mode	25	
	Harmonic	
	U-NII-2A_5.25-5.35_802.11ax HE40_CH54_5270MHz	
ANT	1 + 2	
Pol.	Horizontal	Vertical
10.6G ~18G Avg	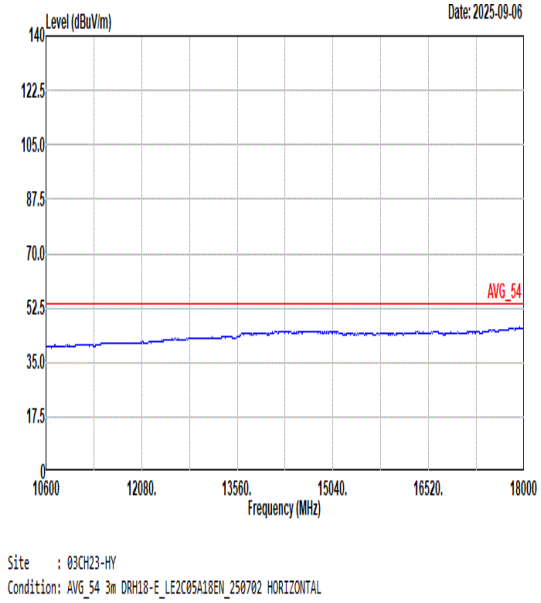	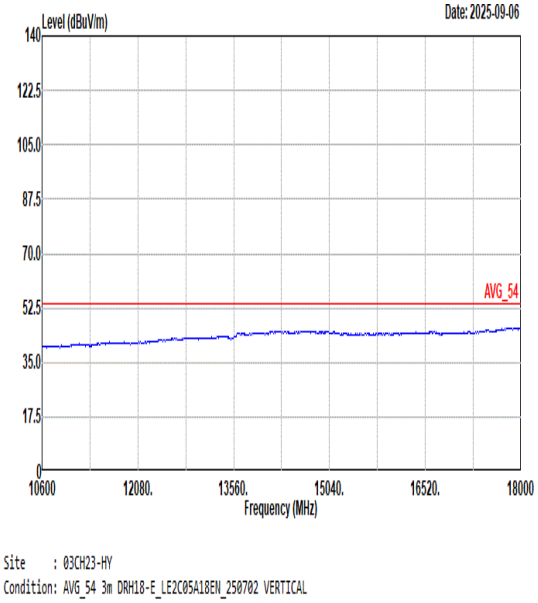

Mode	26	
	Band Edge - L	
	U-NII-2A_5.25-5.35_802.11ax HE40_CH62_5310MHz	
ANT	1 + 2	
Pol.	Horizontal	Fundamental
Peak	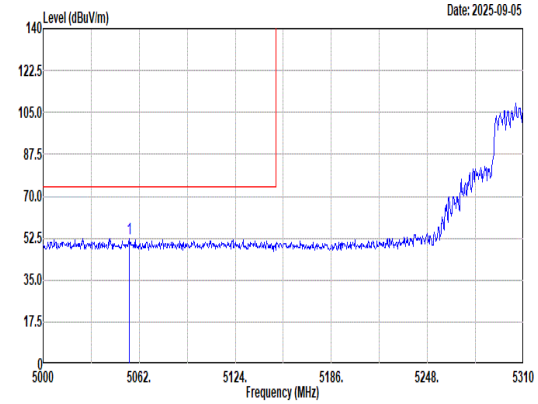 Site : 03CH23-HY Condition: PEAK_BE_74 3m DRH18-E_LE2C05A18EN_250702 HORIZONTAL : RBW:1000.000kHz VBW:3000.000kHz SWT:Auto Freq Level Limit Line Margin Read Level Ant Factor Cable Loss Preamp Factor Aux Factor APos TPos Remark MHz dBuV/m dBuV/m dB dBuV dB/m dB dB dB cm deg 1 5055.49 52.20 74.00 -21.80 38.73 32.90 10.49 33.33 3.41 400 117 Peak	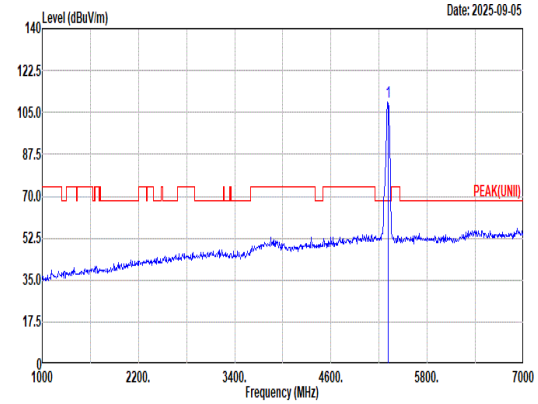 Site : 03CH23-HY Condition: PEAK(UNII) 3m DRH18-E_LE2C05A18EN_250702 HORIZONTAL : RBW:1000.000kHz VBW:3000.000kHz SWT:Auto Freq Level Limit Line Margin Read Level Ant Factor Cable Loss Preamp Factor Aux Factor APos TPos Remark MHz dBuV/m dBuV/m dB dBuV dB/m dB dB dB cm deg 1 5310.00 109.59 ------ ------ 96.80 32.58 10.71 33.96 3.46 400 117 Peak
Avg	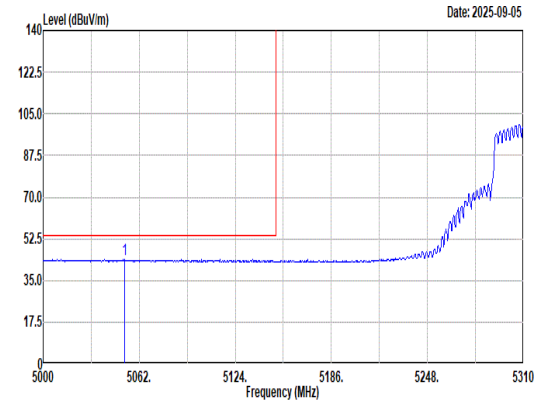 Site : 03CH23-HY Condition: AVG_BE_54 3m DRH18-E_LE2C05A18EN_250702 HORIZONTAL : RBW:1000.000kHz VBW:2.000kHz SWT:Auto Freq Level Limit Line Margin Read Level Ant Factor Cable Loss Preamp Factor Aux Factor APos TPos Remark MHz dBuV/m dBuV/m dB dBuV dB/m dB dB dB cm deg 1 5052.39 43.84 54.00 -10.16 30.36 32.90 10.49 33.32 3.41 400 117 Average	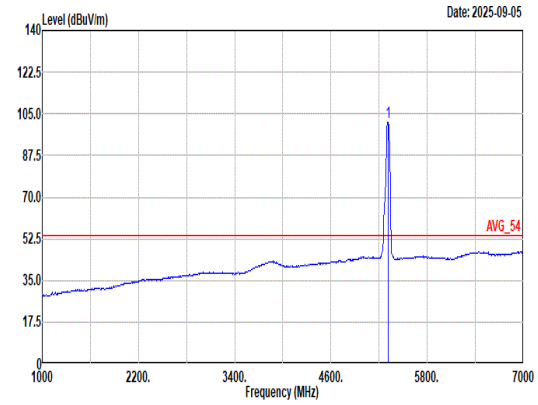 Site : 03CH23-HY Condition: AVG_54 3m DRH18-E_LE2C05A18EN_250702 HORIZONTAL : RBW:1000.000kHz VBW:2.000kHz SWT:Auto Freq Level Limit Line Margin Read Level Ant Factor Cable Loss Preamp Factor Aux Factor APos TPos Remark MHz dBuV/m dBuV/m dB dBuV dB/m dB dB dB cm deg 1 5310.00 101.42 ------ ------ 88.63 32.57 10.72 33.97 3.47 400 117 Average

Mode	26	
	Band Edge - R	
	U-NII-2A_5.25-5.35_802.11ax HE40_CH62_5310MHz	
ANT	1 + 2	
Pol.	Horizontal	Fundamental
Peak	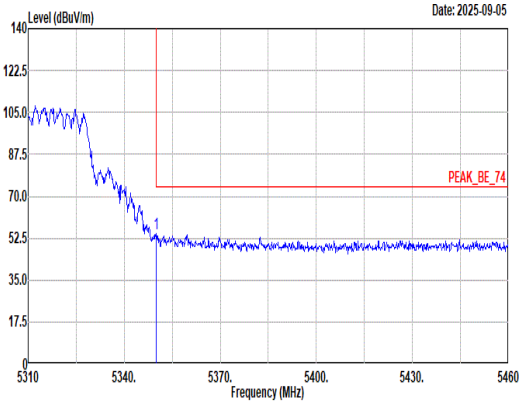 Site : 03CH23-HY Condition: PEAK_BE_74 3m DRH18-E_LE2C05A18EN_250702 HORIZONTAL : RBW:1000.000kHz VBW:3000.000kHz SWT:Auto Limit Read Ant Cable Preamp Aux APos TPos Freq Level Line Margin Level Factor Loss Factor Factor Remark MHz dBuV/m dBuV/m dB dBuV dB/m dB dB dB cm deg 1 5350.05 54.60 74.00 -19.40 41.93 32.50 10.76 34.07 3.48 400 117 Peak	Blank
Avg	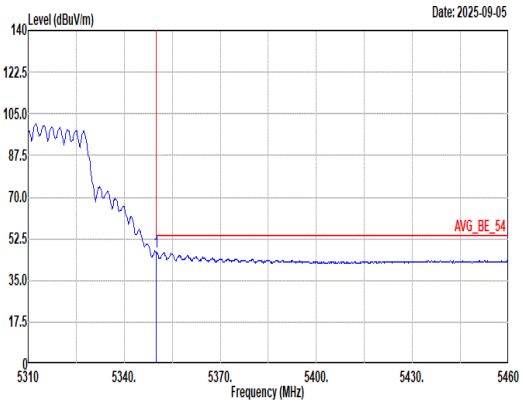 Site : 03CH23-HY Condition: AVG_BE_54 3m DRH18-E_LE2C05A18EN_250702 HORIZONTAL : RBW:1000.000kHz VBW:2.000kHz SWT:Auto Limit Read Ant Cable Preamp Aux APos TPos Freq Level Line Margin Level Factor Loss Factor Factor Remark MHz dBuV/m dBuV/m dB dBuV dB/m dB dB dB cm deg 1 5350.05 46.80 54.00 -7.20 34.13 32.50 10.76 34.07 3.48 400 117 Average	Blank

Mode	26	
	Band Edge - L	
	U-NII-2A_5.25-5.35_802.11ax HE40_CH62_5310MHz	
ANT	1 + 2	
Pol.	Vertical	Fundamental
Peak	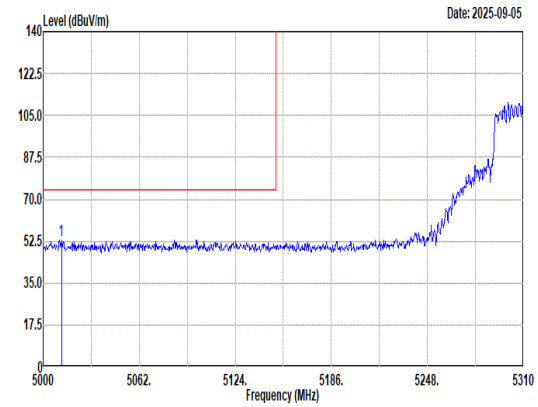 Site : 03CH23-HY Condition: PEAK_BE_74 3m DRH18-E_LE2C05A18EN_250702 VERTICAL : RBW:1000.000kHz VBW:3000.000kHz SWT:Auto Freq Level Limit Line Margin Read Level Ant Factor Cable Loss Preamp Factor Aux Factor APos TPos Remark MHz dBuV/m dBuV/m dB dBuV dB/m dB dB dB cm deg 1 5011.78 52.91 74.00 -21.09 39.28 32.98 10.46 33.22 3.41 293 133 Peak	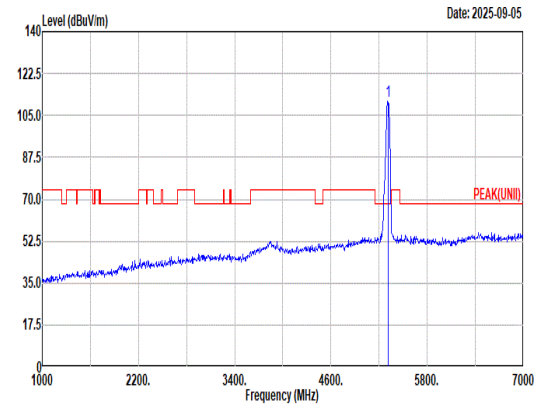 Site : 03CH23-HY Condition: PEAK(UNII) 3m DRH18-E_LE2C05A18EN_250702 VERTICAL : RBW:1000.000kHz VBW:3000.000kHz SWT:Auto Freq Level Limit Line Margin Read Level Ant Factor Cable Loss Preamp Factor Aux Factor APos TPos Remark MHz dBuV/m dBuV/m dB dBuV dB/m dB dB dB cm deg 1 5310.00 111.08 ------ ------ 98.29 32.58 10.71 33.96 3.46 293 133 Peak
Avg	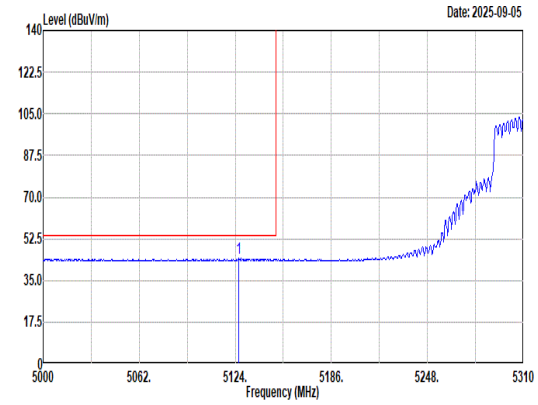 Site : 03CH23-HY Condition: AVG_BE_54 3m DRH18-E_LE2C05A18EN_250702 VERTICAL : RBW:1000.000kHz VBW:2.000kHz SWT:Auto Freq Level Limit Line Margin Read Level Ant Factor Cable Loss Preamp Factor Aux Factor APos TPos Remark MHz dBuV/m dBuV/m dB dBuV dB/m dB dB dB cm deg 1 5126.17 44.15 54.00 -9.85 30.80 32.90 10.54 33.51 3.42 293 133 Average	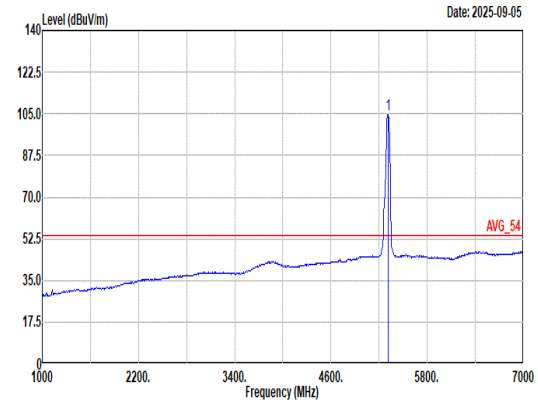 Site : 03CH23-HY Condition: AVG_54 3m DRH18-E_LE2C05A18EN_250702 VERTICAL : RBW:1000.000kHz VBW:2.000kHz SWT:Auto Freq Level Limit Line Margin Read Level Ant Factor Cable Loss Preamp Factor Aux Factor APos TPos Remark MHz dBuV/m dBuV/m dB dBuV dB/m dB dB dB cm deg 1 5310.00 104.36 ------ ------ 91.57 32.57 10.72 33.97 3.47 293 133 Average

Mode	26	
	Band Edge - R	
	U-NII-2A_5.25-5.35_802.11ax HE40_CH62_5310MHz	
ANT	1 + 2	
Pol.	Vertical	Fundamental
Peak	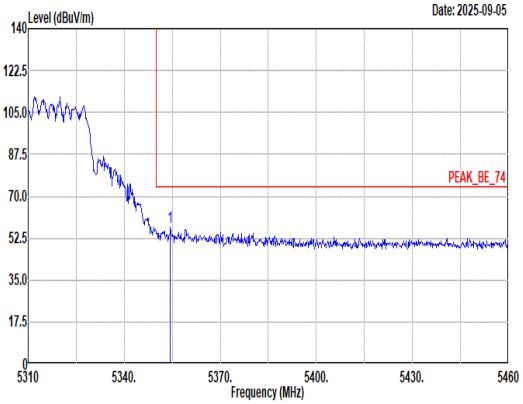 Site : 03CH23-HY Condition: PEAK_BE_74 3m DRH18-E_LE2C05A18EN_250702 VERTICAL : RBW:1000.000kHz VBW:3000.000kHz SWT:Auto Limit Read Ant Cable Preamp Aux APos TPos Freq Level Line Margin Level Factor Loss Factor Factor Remark MHz dBuV/m dBuV/m dB dBuV dB/m dB dB dB cm deg 1 5354.40 57.17 74.00 -16.83 44.50 32.51 10.76 34.08 3.48 293 133 Peak	Blank
Avg	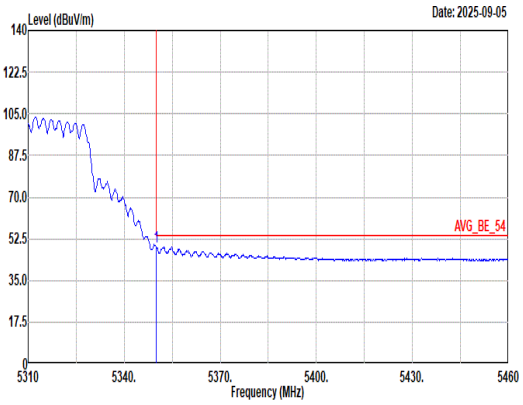 Site : 03CH23-HY Condition: AVG_BE_54 3m DRH18-E_LE2C05A18EN_250702 VERTICAL : RBW:1000.000kHz VBW:2.000kHz SWT:Auto Limit Read Ant Cable Preamp Aux APos TPos Freq Level Line Margin Level Factor Loss Factor Factor Remark MHz dBuV/m dBuV/m dB dBuV dB/m dB dB dB cm deg 1 5350.05 49.10 54.00 -4.90 36.43 32.50 10.76 34.07 3.48 293 133 Average	Blank

Mode	26	
	Harmonic	
	U-NII-2A_5.25-5.35_802.11ax HE40_CH62_5310MHz	
ANT	1 + 2	
Pol.	Horizontal	Vertical
Peak Avg	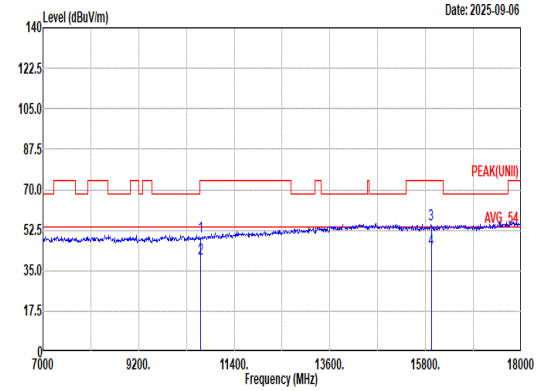 Site : 03CH23-HY Condition: PEAK(UNII) 3m DRH18-E_LE2C05A18EN_250702 HORIZONTAL Freq Level Limit Line Margin Read Level Ant Factor Cable Loss Preamp Factor Aux Factor APos TPos Remark MHz dBuV/m dBuV/m dB dBuV dB/m dB dB dB cm deg 1 10620.00 49.56 74.00 -24.44 33.86 37.80 15.08 39.35 2.17 -- -- Peak 2 10620.00 40.32 54.00 -13.68 24.62 37.80 15.08 39.35 2.17 -- -- Average 3 15930.00 54.70 74.00 -19.30 38.12 41.08 18.56 45.56 2.50 -- -- Peak 4 15930.00 44.33 54.00 -9.67 27.75 41.08 18.56 45.56 2.50 -- -- Average	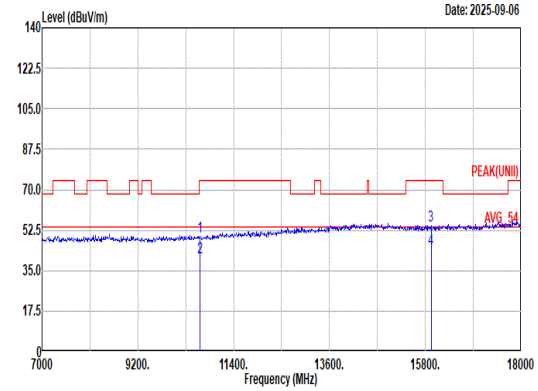 Site : 03CH23-HY Condition: PEAK(UNII) 3m DRH18-E_LE2C05A18EN_250702 VERTICAL Freq Level Limit Line Margin Read Level Ant Factor Cable Loss Preamp Factor Aux Factor APos TPos Remark MHz dBuV/m dBuV/m dB dBuV dB/m dB dB dB cm deg 1 10620.00 49.85 74.00 -24.15 34.15 37.80 15.08 39.35 2.17 -- -- Peak 2 10620.00 40.81 54.00 -13.19 25.11 37.80 15.08 39.35 2.17 -- -- Average 3 15930.00 54.45 74.00 -19.55 37.87 41.08 18.56 45.56 2.50 -- -- Peak 4 15930.00 44.40 54.00 -9.60 27.82 41.08 18.56 45.56 2.50 -- -- Average

Mode	26	
	Harmonic	
	U-NII-2A_5.25-5.35_802.11ax HE40_CH62_5310MHz	
ANT	1 + 2	
Pol.	Horizontal	Vertical
10.6G ~18G Avg	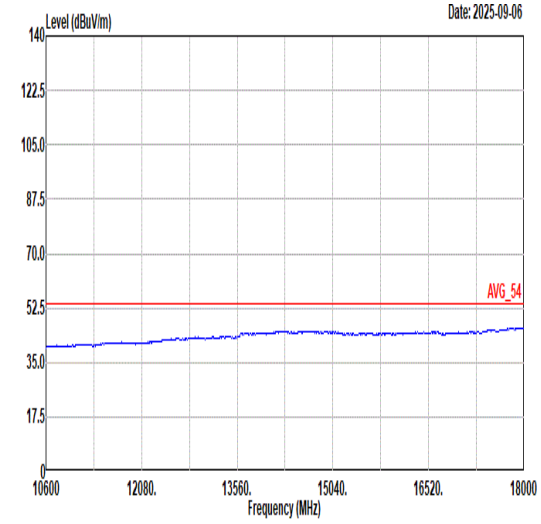 Site : 03CH23-HY Condition: AVG_54 3m DRH18-E_LE2C05A18EN_250702 HORIZONTAL	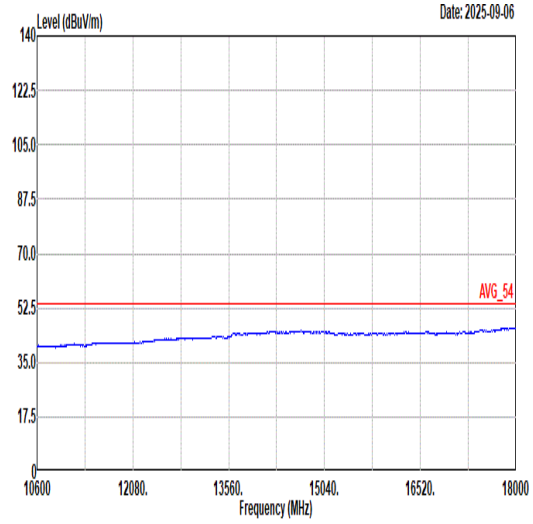 Site : 03CH23-HY Condition: AVG_54 3m DRH18-E_LE2C05A18EN_250702 VERTICAL

Mode	27	
	Band Edge - L	
	U-NII-2A_5.25-5.35_802.11ax HE80_CH58_5290MHz	
ANT	1 + 2	
Pol.	Horizontal	Fundamental
Peak	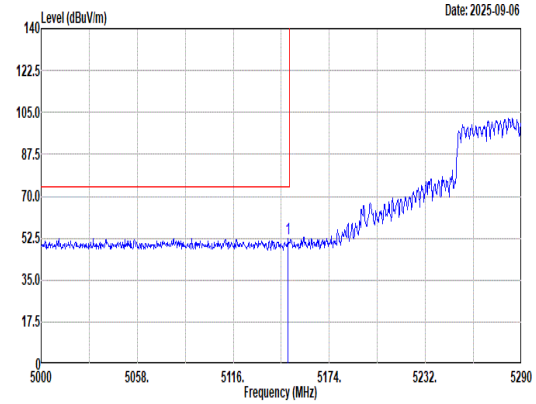 Site : 03CH23-HY Condition: PEAK_BE_74 3m DRH18-E_LE2C05A18EN_250702 HORIZONTAL : RBW:1000.000kHz VBW:3000.000kHz SWT:Auto Freq Level Limit Line Margin Read Level Ant Factor Cable Loss Preamp Factor Aux Factor APos TPos Remark MHz dBuV/m dBuV/m dB dBuV dB/m dB dB dB cm deg 1 5149.06 52.24 74.00 -21.76 38.92 32.90 10.56 33.56 3.42 400 122 Peak	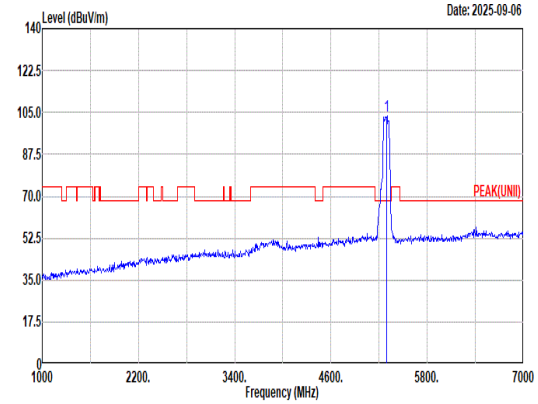 Site : 03CH23-HY Condition: PEAK(UNII) 3m DRH18-E_LE2C05A18EN_250702 HORIZONTAL : RBW:1000.000kHz VBW:3000.000kHz SWT:Auto Freq Level Limit Line Margin Read Level Ant Factor Cable Loss Preamp Factor Aux Factor APos TPos Remark MHz dBuV/m dBuV/m dB dBuV dB/m dB dB dB cm deg 1 5290.00 103.45 ------ ------ 90.62 32.60 10.71 33.94 3.46 400 122 Peak
Avg	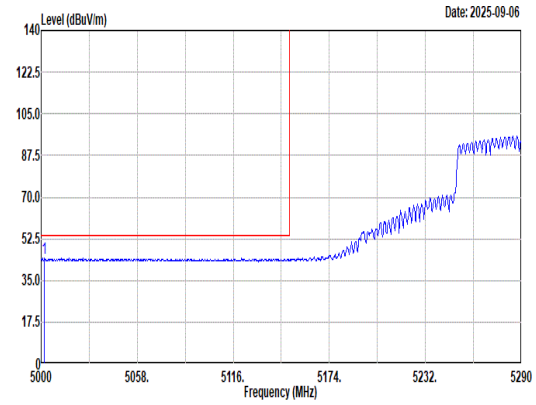 Site : 03CH23-HY Condition: AVG_BE_54 3m DRH18-E_LE2C05A18EN_250702 HORIZONTAL : RBW:1000.000kHz VBW:3.600kHz SWT:Auto Freq Level Limit Line Margin Read Level Ant Factor Cable Loss Preamp Factor Aux Factor APos TPos Remark MHz dBuV/m dBuV/m dB dBuV dB/m dB dB dB cm deg 1 5002.03 44.40 54.00 -9.60 30.74 33.00 10.45 33.20 3.41 400 122 Average	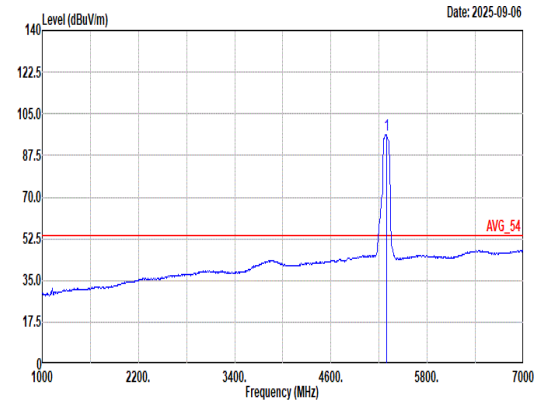 Site : 03CH23-HY Condition: AVG_54 3m DRH18-E_LE2C05A18EN_250702 HORIZONTAL : RBW:1000.000kHz VBW:3.600kHz SWT:Auto Freq Level Limit Line Margin Read Level Ant Factor Cable Loss Preamp Factor Aux Factor APos TPos Remark MHz dBuV/m dBuV/m dB dBuV dB/m dB dB dB cm deg 1 5290.00 96.21 ------ ------ 83.34 32.63 10.69 33.90 3.45 400 122 Average

Mode	27	
	Band Edge - R	
	U-NII-2A_5.25-5.35_802.11ax HE80_CH58_5290MHz	
ANT	1 + 2	
Pol.	Horizontal	Fundamental
Peak	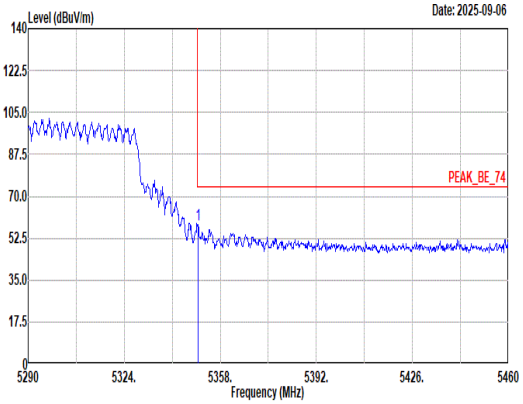 Site : 03CH23-HY Condition: PEAK_BE_74 3m DRH18-E_LE2C05A18EN_250702 HORIZONTAL : RBW:1000.000kHz VBW:3000.000kHz SWT:Auto Freq Level Limit Line Margin Read Level Ant Factor Cable Loss Preamp Factor Aux Factor APos TPos Remark MHz dBuV/m dBuV/m dB dBuV dB/m dB dB dB cm deg 1 5350.18 57.92 74.00 -16.08 45.25 32.50 10.76 34.07 3.48 400 122 Peak	Blank
Avg	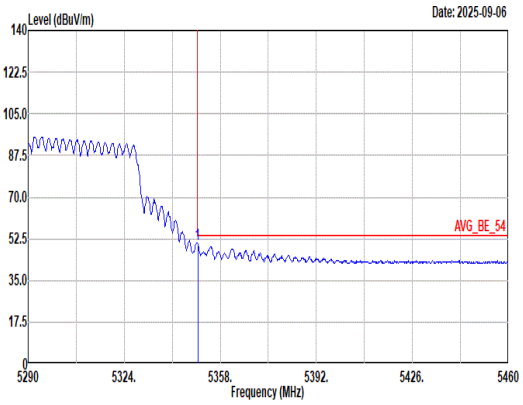 Site : 03CH23-HY Condition: AVG_BE_54 3m DRH18-E_LE2C05A18EN_250702 HORIZONTAL : RBW:1000.000kHz VBW:3.600kHz SWT:Auto Freq Level Limit Line Margin Read Level Ant Factor Cable Loss Preamp Factor Aux Factor APos TPos Remark MHz dBuV/m dBuV/m dB dBuV dB/m dB dB dB cm deg 1 5350.01 50.39 54.00 -3.61 37.72 32.50 10.76 34.07 3.48 400 122 Average	Blank

Mode	27	
	Band Edge - L	
	U-NII-2A_5.25-5.35_802.11ax HE80_CH58_5290MHz	
ANT	1 + 2	
Pol.	Vertical	Fundamental
Peak	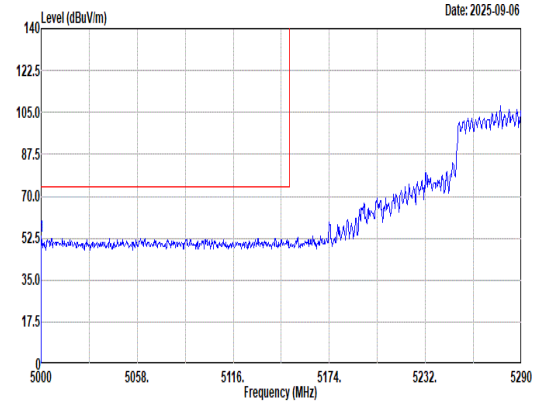 Site : 03CH23-HY Condition: PEAK_BE_74 3m DRH18-E_LE2C05A18EN_250702 VERTICAL : RBW:1000.000kHz VBW:3000.000kHz SWT:Auto Freq Level Limit Line Margin Read Level Ant Factor Cable Loss Preamp Factor Aux Factor APos TPos Remark MHz dBuV/m dBuV/m dB dBuV dB/m dB dB dB cm deg 1 5000.00 53.11 74.00 -20.89 39.44 33.00 10.45 33.19 3.41 283 134 Peak	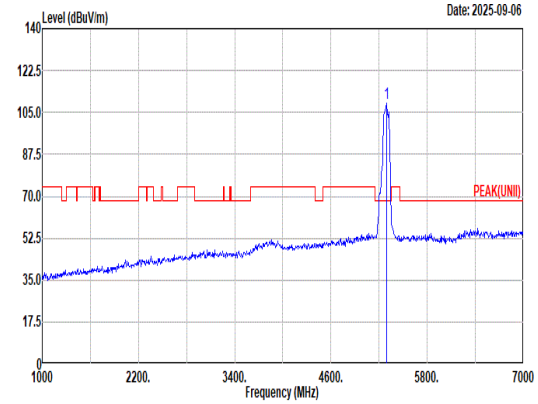 Site : 03CH23-HY Condition: PEAK(UNII) 3m DRH18-E_LE2C05A18EN_250702 VERTICAL : RBW:1000.000kHz VBW:3000.000kHz SWT:Auto Freq Level Limit Line Margin Read Level Ant Factor Cable Loss Preamp Factor Aux Factor APos TPos Remark MHz dBuV/m dBuV/m dB dBuV dB/m dB dB dB cm deg 1 5290.00 108.81 ------ ------ 95.96 32.62 10.69 33.92 3.46 283 134 Peak
Avg	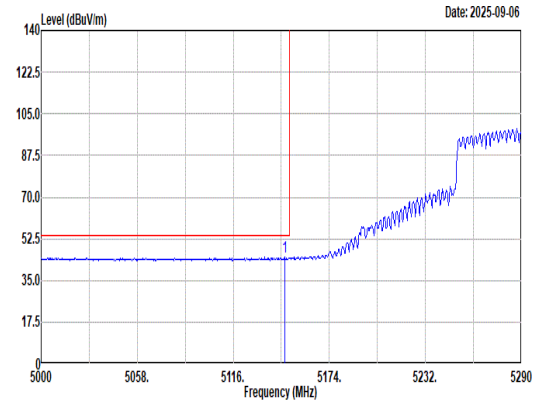 Site : 03CH23-HY Condition: AVG_BE_54 3m DRH18-E_LE2C05A18EN_250702 VERTICAL : RBW:1000.000kHz VBW:3.600kHz SWT:Auto Freq Level Limit Line Margin Read Level Ant Factor Cable Loss Preamp Factor Aux Factor APos TPos Remark MHz dBuV/m dBuV/m dB dBuV dB/m dB dB dB cm deg 1 5147.32 44.74 54.00 -9.26 31.42 32.90 10.56 33.56 3.42 283 134 Average	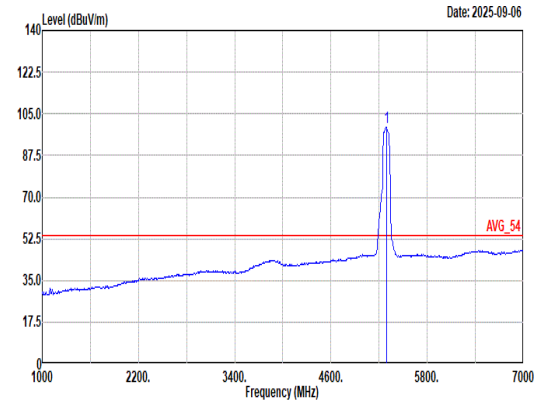 Site : 03CH23-HY Condition: AVG_54 3m DRH18-E_LE2C05A18EN_250702 VERTICAL : RBW:1000.000kHz VBW:3.600kHz SWT:Auto Freq Level Limit Line Margin Read Level Ant Factor Cable Loss Preamp Factor Aux Factor APos TPos Remark MHz dBuV/m dBuV/m dB dBuV dB/m dB dB dB cm deg 1 5290.00 99.50 ------ ------ 86.63 32.63 10.69 33.90 3.45 283 134 Average

Mode	27	
	Band Edge - R	
	U-NII-2A_5.25-5.35_802.11ax HE80_CH58_5290MHz	
ANT	1 + 2	
Pol.	Vertical	Fundamental
Peak	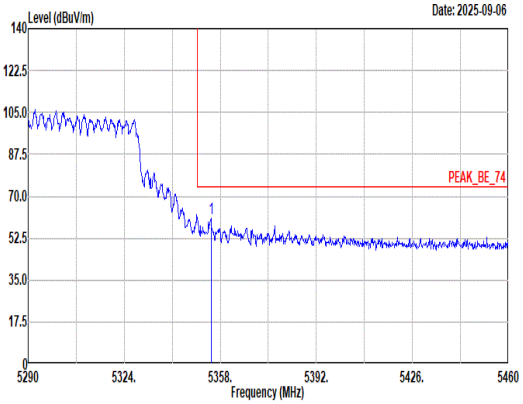 Site : 03CH23-HY Condition: PEAK_BE_74 3m DRH18-E_LE2C05A18EN_250702 VERTICAL : RBW:1000.000kHz VBW:3000.000kHz SWT:Auto Limit Read Ant Cable Preamp Aux APos TPos Freq Level Line Margin Level Factor Loss Factor Factor Remark MHz dBuV/m dBuV/m dB dBuV dB/m dB dB dB cm deg 1 5354.77 60.91 74.00 -13.09 48.24 32.51 10.76 34.08 3.48 283 134 Peak	Blank
Avg	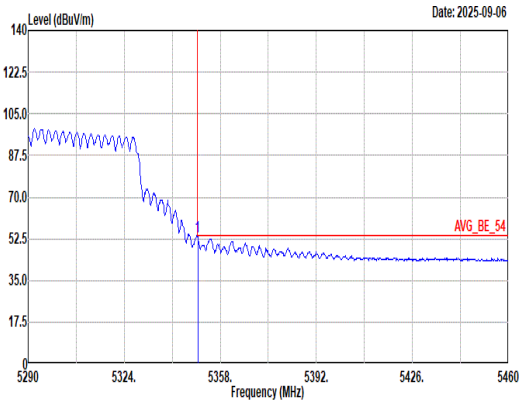 Site : 03CH23-HY Condition: AVG_BE_54 3m DRH18-E_LE2C05A18EN_250702 VERTICAL : RBW:1000.000kHz VBW:3.600kHz SWT:Auto Limit Read Ant Cable Preamp Aux APos TPos Freq Level Line Margin Level Factor Loss Factor Factor Remark MHz dBuV/m dBuV/m dB dBuV dB/m dB dB dB cm deg 1 5350.01 53.20 54.00 -0.80 40.53 32.50 10.76 34.07 3.48 283 134 Average	Blank

Mode	27	
	Harmonic	
	U-NII-2A_5.25-5.35_802.11ax HE80_CH58_5290MHz	
ANT	1 + 2	
Pol.	Horizontal	Vertical
Peak Avg	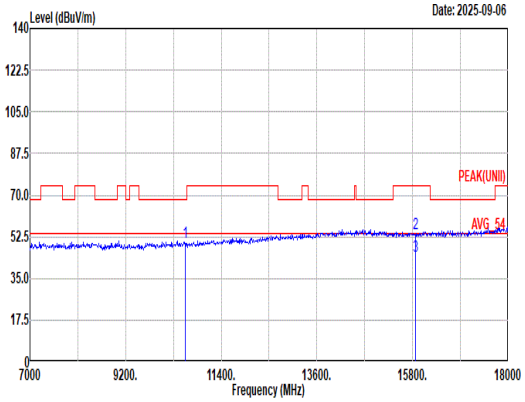 Site : 03CH23-HY Condition: PEAK(UNII) 3m DRH18-E_LE2C05A18EN_250702 HORIZONTAL Freq Level Limit Line Margin Read Level Ant Factor Cable Loss Preamp Factor Aux Factor APos TPos Remark MHz dBuV/m dBuV/m dB dBuV dB/m dB dB dB cm deg 1 10580.00 50.23 68.20 -17.97 34.56 37.76 15.05 39.30 2.16 -- -- Peak 2 15870.00 53.70 74.00 -20.30 37.03 41.14 18.53 45.50 2.50 -- -- Peak 3 15870.00 44.15 54.00 -9.85 27.48 41.14 18.53 45.50 2.50 -- -- Average	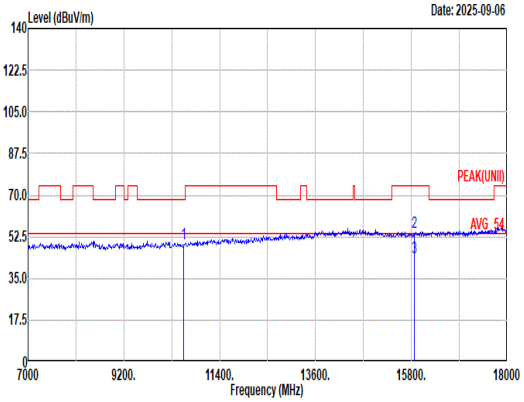 Site : 03CH23-HY Condition: PEAK(UNII) 3m DRH18-E_LE2C05A18EN_250702 VERTICAL Freq Level Limit Line Margin Read Level Ant Factor Cable Loss Preamp Factor Aux Factor APos TPos Remark MHz dBuV/m dBuV/m dB dBuV dB/m dB dB dB cm deg 1 10580.00 49.82 68.20 -18.38 34.15 37.76 15.05 39.30 2.16 -- -- Peak 2 15870.00 54.47 74.00 -19.53 37.80 41.14 18.53 45.50 2.50 -- -- Peak 3 15870.00 44.00 54.00 -10.00 27.33 41.14 18.53 45.50 2.50 -- -- Average

Mode	27	
	Harmonic	
	U-NII-2A_5.25-5.35_802.11ax HE80_CH58_5290MHz	
ANT	1 + 2	
Pol.	Horizontal	Vertical
10.6G ~18G Avg	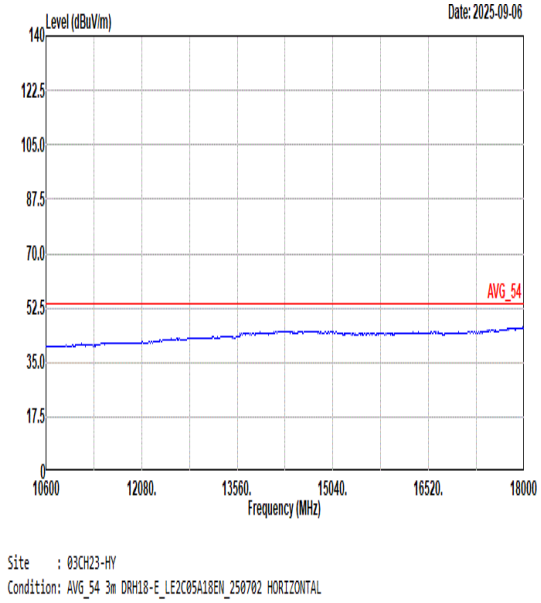	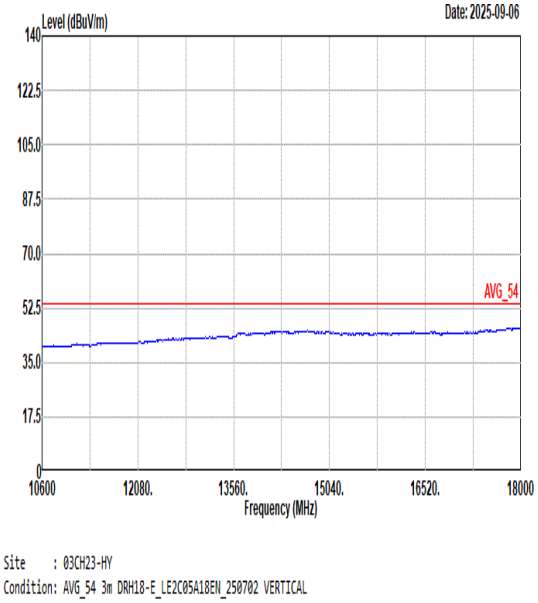

Mode	28	
	Band Edge	
	U-NII-2C_5.47-5.725_802.11ax HE20_CH100_5500MHz	
ANT	1 + 2	
Pol.	Horizontal	Fundamental
Peak	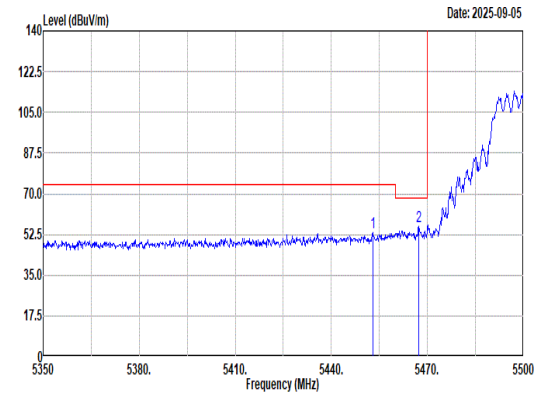 Site : 03CH23-HY Condition: PEAK_BE(UNII)_B3 3m DRH18-E_LE2C05A18EN_250702 HORIZONTAL : RBW:1000.000kHz VBW:3000.000kHz SWT:Auto Freq Level Limit Line Margin Read Level Ant Factor Cable Loss Preamp Factor Aux Factor APos TPos Remark MHz dBuV/m dBuV/m dB dBuV dB/m dB dB dB cm deg 1 5452.90 53.10 74.00 -20.90 40.30 32.71 10.90 34.32 3.51 396 113 Peak 2 5467.30 55.78 68.20 -12.42 42.96 32.73 10.93 34.36 3.52 396 113 Peak	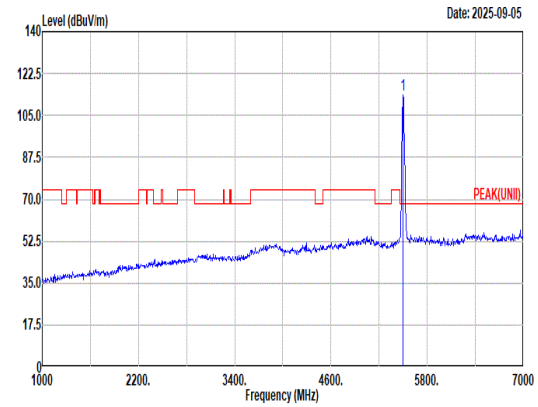 Site : 03CH23-HY Condition: PEAK(UNII) 3m DRH18-E_LE2C05A18EN_250702 HORIZONTAL : RBW:1000.000kHz VBW:3000.000kHz SWT:Auto Freq Level Limit Line Margin Read Level Ant Factor Cable Loss Preamp Factor Aux Factor APos TPos Remark MHz dBuV/m dBuV/m dB dBuV dB/m dB dB dB cm deg 1 5500.00 113.74 ------ ------ 100.87 32.80 10.98 34.44 3.53 396 113 Peak
Avg	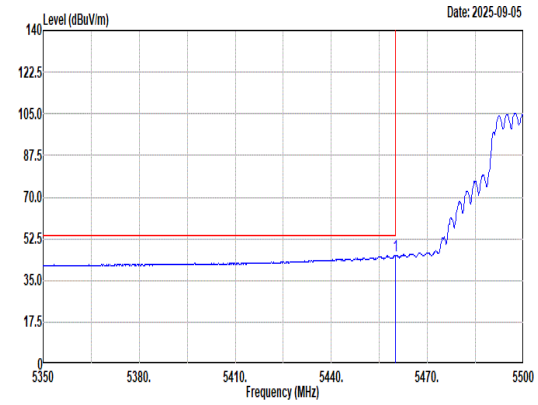 Site : 03CH23-HY Condition: AVG_BE(UNII)_B3 3m DRH18-E_LE2C05A18EN_250702 HORIZONTAL : RBW:1000.000kHz VBW:1.000kHz SWT:Auto Freq Level Limit Line Margin Read Level Ant Factor Cable Loss Preamp Factor Aux Factor APos TPos Remark MHz dBuV/m dBuV/m dB dBuV dB/m dB dB dB cm deg 1 5459.95 45.38 54.00 -8.62 32.58 32.72 10.91 34.34 3.51 396 113 Average	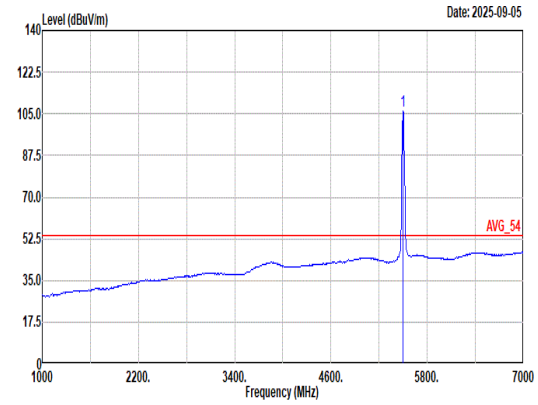 Site : 03CH23-HY Condition: AVG_54 3m DRH18-E_LE2C05A18EN_250702 HORIZONTAL : RBW:1000.000kHz VBW:1.000kHz SWT:Auto Freq Level Limit Line Margin Read Level Ant Factor Cable Loss Preamp Factor Aux Factor APos TPos Remark MHz dBuV/m dBuV/m dB dBuV dB/m dB dB dB cm deg 1 5500.00 106.40 ------ ------ 93.53 32.80 10.98 34.44 3.53 396 113 Average

Mode	28	
	Band Edge	
	U-NII-2C_5.47-5.725_802.11ax HE20_CH100_5500MHz	
ANT	1 + 2	
Pol.	Vertical	Fundamental
Peak	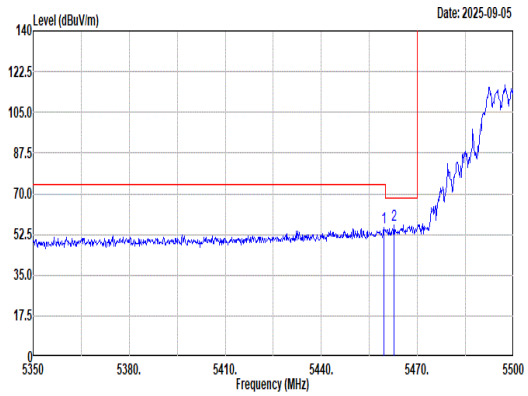 Site : 03CH23-HY Condition: PEAK_BE(UNII)_B3 3m DRH18-E_LE2C05A18EN_250702 VERTICAL : RBW:1000.000kHz VBW:3000.000kHz SWT:Auto Freq Level Limit Line Margin Read Level Ant Factor Cable Loss Preamp Factor Aux Factor APos TPos Remark MHz dBuV/m dBuV/m dB dBuV dB/m dB dB dB cm deg 1 5459.50 55.65 74.00 -18.35 42.85 32.72 10.91 34.34 3.51 273 126 Peak 2 5462.65 56.36 68.20 -11.84 43.54 32.73 10.92 34.35 3.52 273 126 Peak	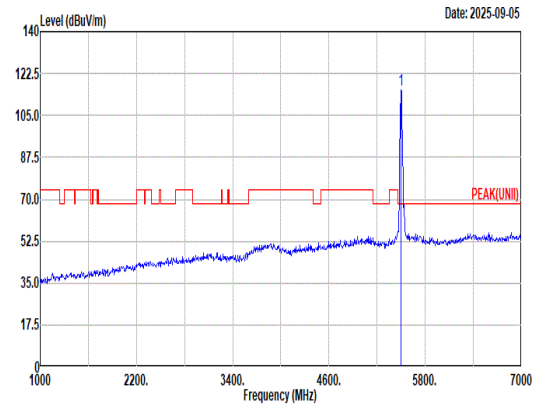 Site : 03CH23-HY Condition: PEAK(UNII) 3m DRH18-E_LE2C05A18EN_250702 VERTICAL : RBW:1000.000kHz VBW:3000.000kHz SWT:Auto Freq Level Limit Line Margin Read Level Ant Factor Cable Loss Preamp Factor Aux Factor APos TPos Remark MHz dBuV/m dBuV/m dB dBuV dB/m dB dB dB cm deg 1 5500.00 115.49 ------ ------ 102.62 32.80 10.98 34.44 3.53 273 126 Peak
Avg	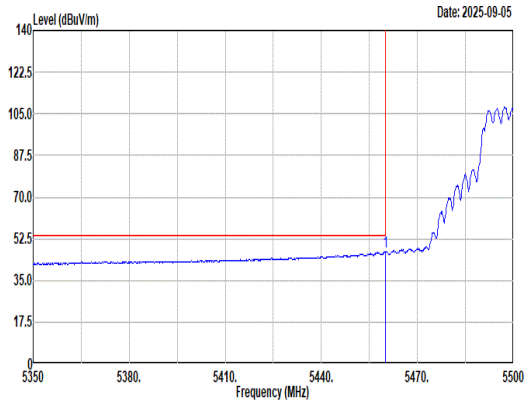 Site : 03CH23-HY Condition: AVG_BE(UNII)_B3 3m DRH18-E_LE2C05A18EN_250702 VERTICAL : RBW:1000.000kHz VBW:1.000kHz SWT:Auto Freq Level Limit Line Margin Read Level Ant Factor Cable Loss Preamp Factor Aux Factor APos TPos Remark MHz dBuV/m dBuV/m dB dBuV dB/m dB dB dB cm deg 1 5459.95 47.25 54.00 -6.75 34.45 32.72 10.91 34.34 3.51 273 126 Average	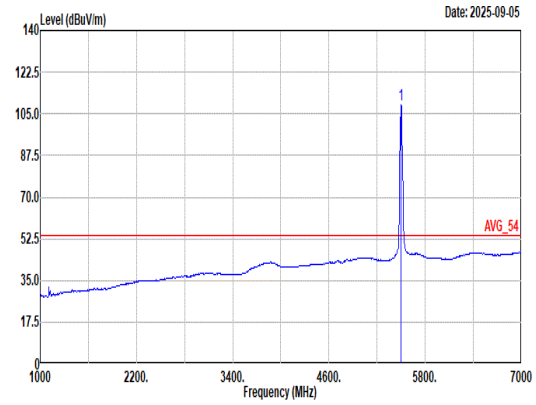 Site : 03CH23-HY Condition: AVG_54 3m DRH18-E_LE2C05A18EN_250702 VERTICAL : RBW:1000.000kHz VBW:1.000kHz SWT:Auto Freq Level Limit Line Margin Read Level Ant Factor Cable Loss Preamp Factor Aux Factor APos TPos Remark MHz dBuV/m dBuV/m dB dBuV dB/m dB dB dB cm deg 1 5500.00 108.83 ------ ------ 95.96 32.80 10.98 34.44 3.53 273 126 Average

Mode	28	
	Harmonic	
	U-NII-2C_5.47-5.725_802.11ax HE20_CH100_5500MHz	
ANT	1 + 2	
Pol.	Horizontal	Vertical
Peak Avg	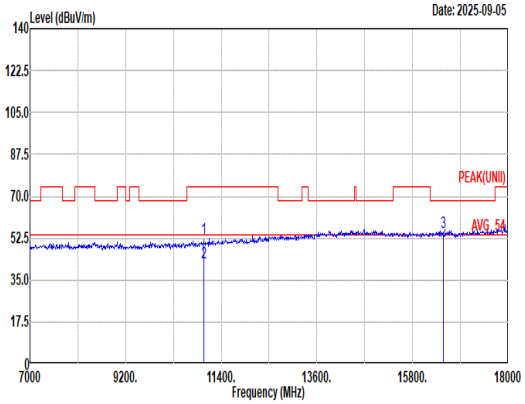 Site : 03CH23-HY Condition: PEAK(UNII) 3m DRH18-E_LE2C05A18EN_250702 HORIZONTAL Freq Level Limit Line Margin Read Level Ant Factor Cable Loss Preamp Factor Aux Factor APos TPos Remark MHz dBuV/m dBuV/m dB dBuV dB/m dB dB dB cm deg 1 11000.00 52.51 74.00 -21.49 36.87 37.90 15.37 39.84 2.21 -- -- Peak 2 11000.00 42.28 54.00 -11.72 26.64 37.90 15.37 39.84 2.21 -- -- Average 3 16500.00 54.98 68.20 -13.22 38.66 40.60 18.84 45.85 2.73 -- -- Peak	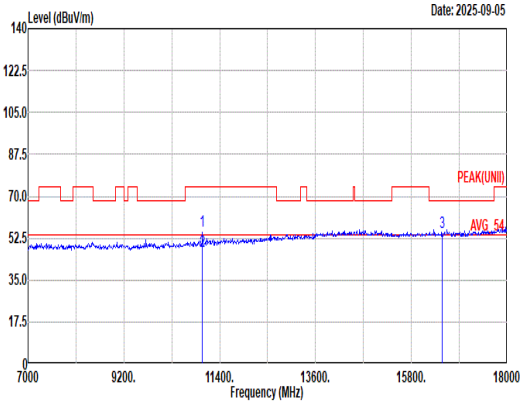 Site : 03CH23-HY Condition: PEAK(UNII) 3m DRH18-E_LE2C05A18EN_250702 VERTICAL Freq Level Limit Line Margin Read Level Ant Factor Cable Loss Preamp Factor Aux Factor APos TPos Remark MHz dBuV/m dBuV/m dB dBuV dB/m dB dB dB cm deg 1 11000.00 55.69 74.00 -18.31 40.05 37.90 15.37 39.84 2.21 310 149 Peak 2 11000.00 46.92 54.00 -7.08 31.28 37.90 15.37 39.84 2.21 310 149 Average 3 16500.00 55.12 68.20 -13.08 38.80 40.60 18.84 45.85 2.73 -- -- Peak

Mode	28	
	Harmonic	
	U-NII-2C_5.47-5.725_802.11ax HE20_CH100_5500MHz	
ANT	1 + 2	
Pol.	Horizontal	Vertical
10.6G ~18G Avg	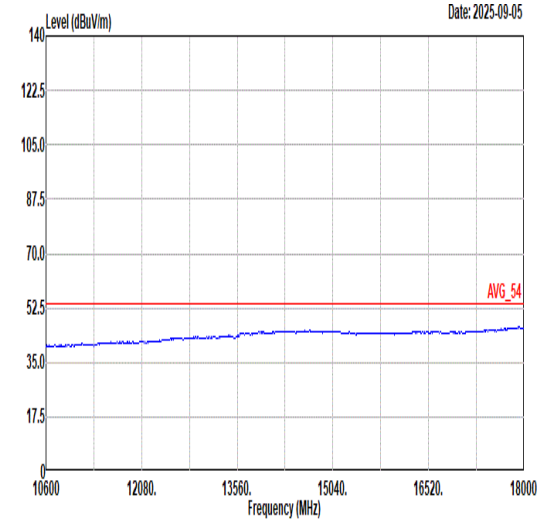 Site : 03CH23-HY Condition: AVG_54 3m DRH18-E_LE2C05A18EN_250702 HORIZONTAL	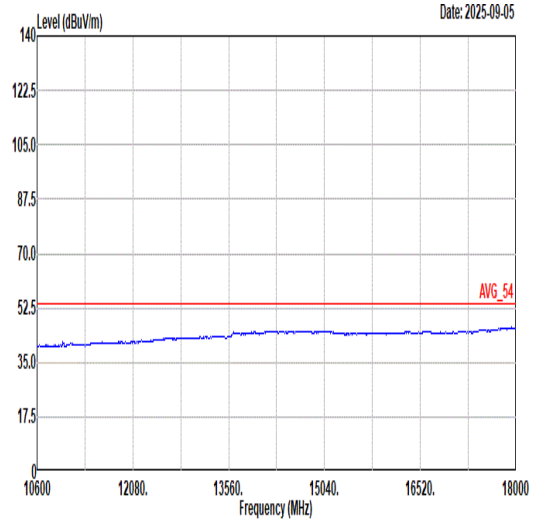 Site : 03CH23-HY Condition: AVG_54 3m DRH18-E_LE2C05A18EN_250702 VERTICAL

Mode	29	
	Band Edge - L	
	U-NII-2C_5.47-5.725_802.11ax HE20_CH116_5580MHz	
ANT	1 + 2	
Pol.	Horizontal	Fundamental
Peak	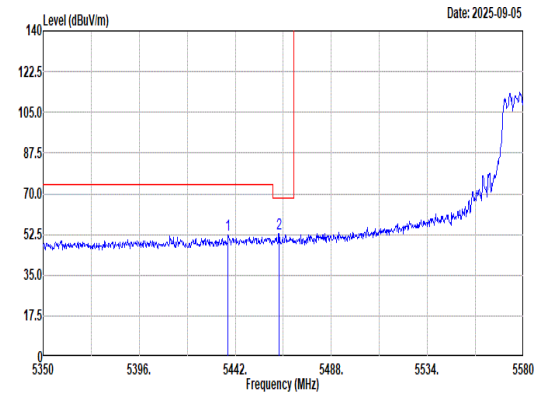 Site : 03CH23-HY Condition: PEAK_BE(UNII)_B3 3m DRH18-E_LE2C05A18EN_250702 HORIZONTAL : RBW:1000.000kHz VBW:3000.000kHz SWT:Auto Freq Level Limit Line Margin Read Level Ant Factor Cable Loss Preamp Factor Aux Factor APos TPos Remark MHz dBuV/m dBuV/m dB dBuV dB/m dB dB dB cm deg 1 5438.55 52.28 74.00 -21.72 39.50 32.68 10.88 34.29 3.51 378 117 Peak 2 5462.93 52.69 68.20 -15.51 39.87 32.73 10.92 34.35 3.52 378 117 Peak	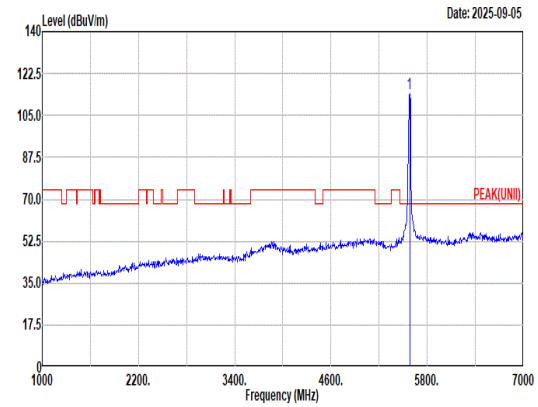 Site : 03CH23-HY Condition: PEAK(UNII) 3m DRH18-E_LE2C05A18EN_250702 HORIZONTAL : RBW:1000.000kHz VBW:3000.000kHz SWT:Auto Freq Level Limit Line Margin Read Level Ant Factor Cable Loss Preamp Factor Aux Factor APos TPos Remark MHz dBuV/m dBuV/m dB dBuV dB/m dB dB dB cm deg 1 5580.00 114.23 ------ ------ 100.83 33.17 11.13 34.45 3.55 378 117 Peak
Avg	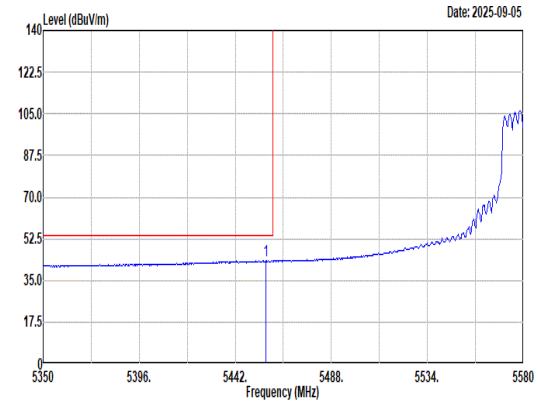 Site : 03CH23-HY Condition: AVG_BE(UNII)_B3 3m DRH18-E_LE2C05A18EN_250702 HORIZONTAL : RBW:1000.000kHz VBW:1.000kHz SWT:Auto Freq Level Limit Line Margin Read Level Ant Factor Cable Loss Preamp Factor Aux Factor APos TPos Remark MHz dBuV/m dBuV/m dB dBuV dB/m dB dB dB cm deg 1 5456.72 43.25 54.00 -10.75 30.45 32.71 10.91 34.33 3.51 378 117 Average	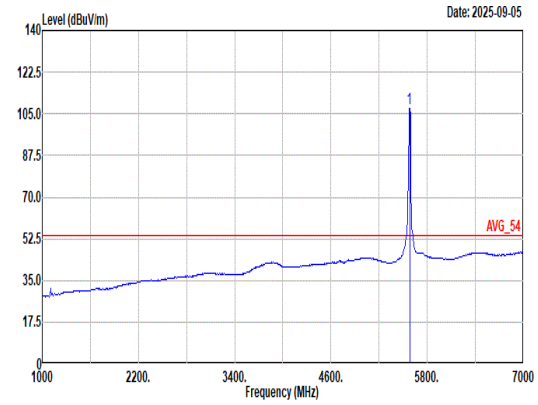 Site : 03CH23-HY Condition: AVG_54 3m DRH18-E_LE2C05A18EN_250702 HORIZONTAL : RBW:1000.000kHz VBW:1.000kHz SWT:Auto Freq Level Limit Line Margin Read Level Ant Factor Cable Loss Preamp Factor Aux Factor APos TPos Remark MHz dBuV/m dBuV/m dB dBuV dB/m dB dB dB cm deg 1 5580.00 107.29 ------ ------ 93.91 33.16 11.12 34.44 3.54 378 117 Average

Mode	29	
	Band Edge - R	
	U-NII-2C_5.47-5.725_802.11ax HE20_CH116_5580MHz	
ANT	1 + 2	
Pol.	Horizontal	Fundamental
Peak	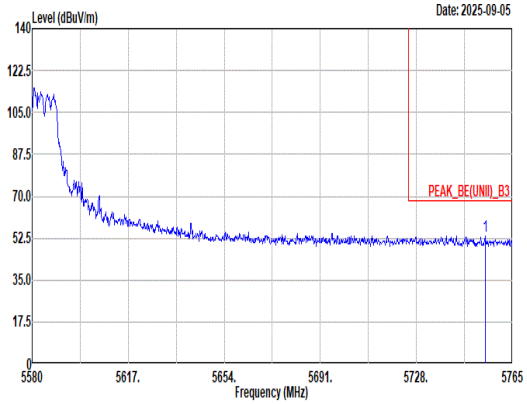 Site : 03CH23-HY Condition: PEAK_BE(UNII)_B3 3m DRH18-E_LE2C05A18EN_250702 HORIZONTAL : RBW:1000.000kHz VBW:3000.000kHz SWT:Auto Freq Level Limit Line Margin Read Level Ant Factor Cable Loss Preamp Factor Aux Factor APos TPos Remark MHz dBuV/m dBuV/m dB dBuV dB/m dB dB dB cm deg 1 5754.64 53.31 68.20 -14.89 38.95 34.01 11.21 34.46 3.60 378 117 Peak	Blank