Mode	29	
	Band Edge - L	
	U-NII-2C_5.47-5.725_802.11ax HE20_CH116_5580MHz	
ANT	1 + 2	
Pol.	Vertical	Fundamental
Peak	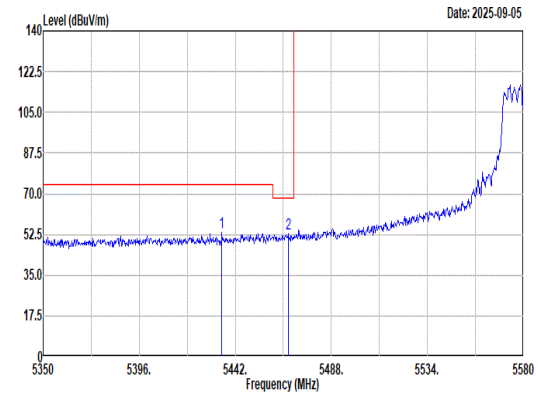 Site : 03CH23-HY Condition: PEAK_BE(UNII)_B3 3m DRH18-E_LE2C05A18EN_250702 VERTICAL : RBW:1000.000kHz VBW:3000.000kHz SWT:Auto Freq Level Limit Line Margin Read Level Ant Factor Cable Loss Preamp Factor Aux Factor APos TPos Remark MHz dBuV/m dBuV/m dB dBuV dB/m dB dB dB cm deg 1 5435.56 53.56 74.00 -20.44 40.79 32.67 10.87 34.28 3.51 295 131 Peak 2 5467.30 52.59 68.20 -15.61 39.77 32.73 10.93 34.36 3.52 295 131 Peak	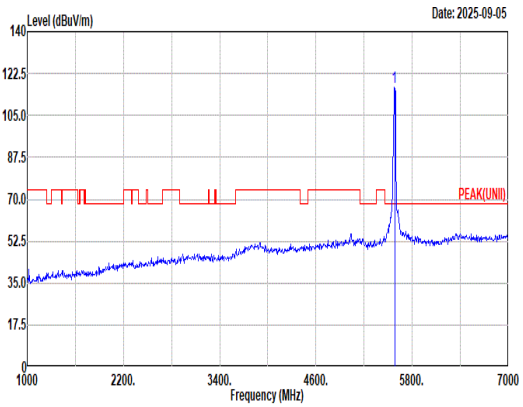 Site : 03CH23-HY Condition: PEAK(UNII) 3m DRH18-E_LE2C05A18EN_250702 VERTICAL : RBW:1000.000kHz VBW:3000.000kHz SWT:Auto Freq Level Limit Line Margin Read Level Ant Factor Cable Loss Preamp Factor Aux Factor APos TPos Remark MHz dBuV/m dBuV/m dB dBuV dB/m dB dB dB cm deg 1 5580.00 116.59 ------ ------ 103.21 33.16 11.12 34.44 3.54 295 131 Peak
Avg	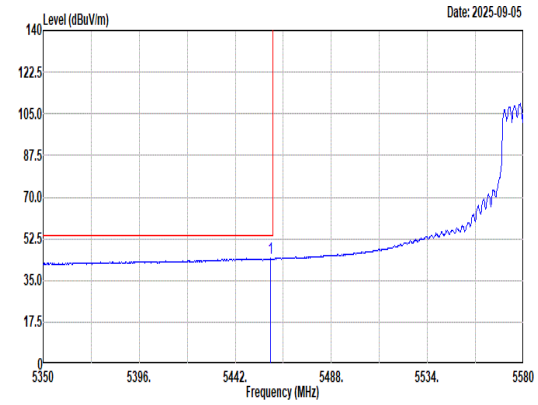 Site : 03CH23-HY Condition: AVG_BE(UNII)_B3 3m DRH18-E_LE2C05A18EN_250702 VERTICAL : RBW:1000.000kHz VBW:1.000kHz SWT:Auto Freq Level Limit Line Margin Read Level Ant Factor Cable Loss Preamp Factor Aux Factor APos TPos Remark MHz dBuV/m dBuV/m dB dBuV dB/m dB dB dB cm deg 1 5458.79 44.14 54.00 -9.86 31.34 32.72 10.91 34.34 3.51 295 131 Average	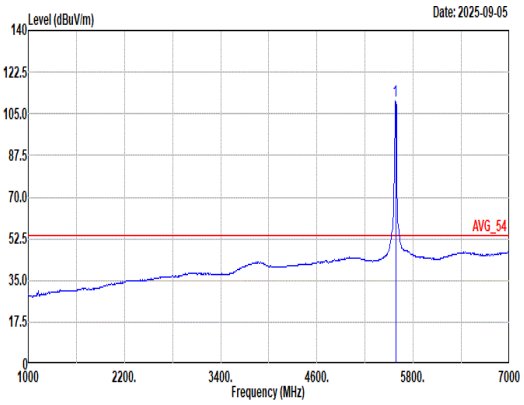 Site : 03CH23-HY Condition: AVG_54 3m DRH18-E_LE2C05A18EN_250702 VERTICAL : RBW:1000.000kHz VBW:1.000kHz SWT:Auto Freq Level Limit Line Margin Read Level Ant Factor Cable Loss Preamp Factor Aux Factor APos TPos Remark MHz dBuV/m dBuV/m dB dBuV dB/m dB dB dB cm deg 1 5580.00 110.20 ------ ------ 96.82 33.16 11.12 34.44 3.54 295 131 Average

Mode	29	
	Band Edge - R	
	U-NII-2C_5.47-5.725_802.11ax HE20_CH116_5580MHz	
ANT	1 + 2	
Pol.	Vertical	Fundamental
Peak	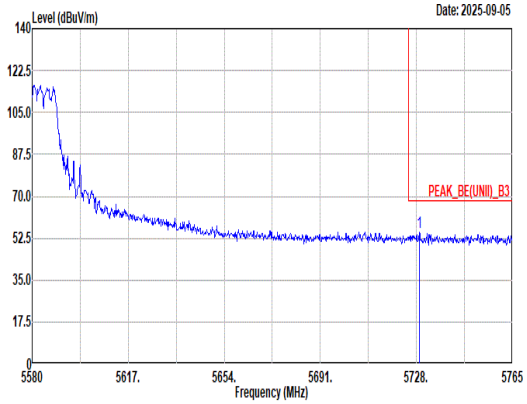 Site : 03CH23-HY Condition: PEAK_BE(UNII)_B3 3m DRH18-E_LE2C05A18EN_250702 VERTICAL : RBW:1000.000kHz VBW:3000.000kHz SWT:Auto Freq Level Limit Line Margin Read Level Ant Factor Cable Loss Preamp Factor Aux Factor APos TPos Remark MHz dBuV/m dBuV/m dB dBuV dB/m dB dB dB cm deg 1 5729.11 55.15 68.20 -13.05 40.88 33.92 11.21 34.45 3.59 295 131 Peak	Blank

Mode	29	
	Harmonic	
	U-NII-2C_5.47-5.725_802.11ax HE20_CH116_5580MHz	
ANT	1 + 2	
Pol.	Horizontal	Vertical
Peak Avg	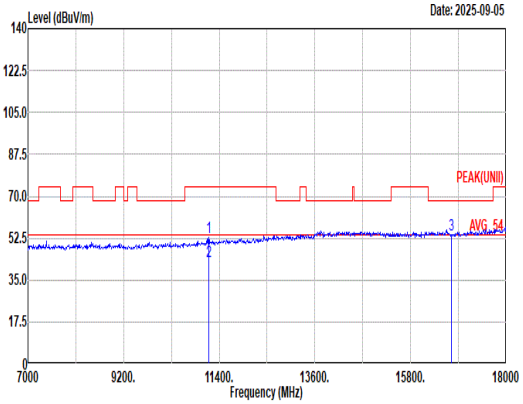 Site : 03CH23-HY Condition: PEAK(UNII) 3m DRH18-E_LE2C05A18EN_250702 HORIZONTAL Freq Level Limit Line Margin Read Level Ant Factor Cable Loss Preamp Factor Aux Factor APos TPos Remark MHz dBuV/m dBuV/m dB dBuV dB/m dB dB dB cm deg 1 11160.00 52.89 74.00 -21.11 36.90 38.22 15.48 39.94 2.23 -- -- Peak 2 11160.00 42.66 54.00 -11.34 26.67 38.22 15.48 39.94 2.23 -- -- Average 3 16740.00 53.98 68.20 -14.22 37.92 40.34 18.96 46.08 2.84 -- -- Peak	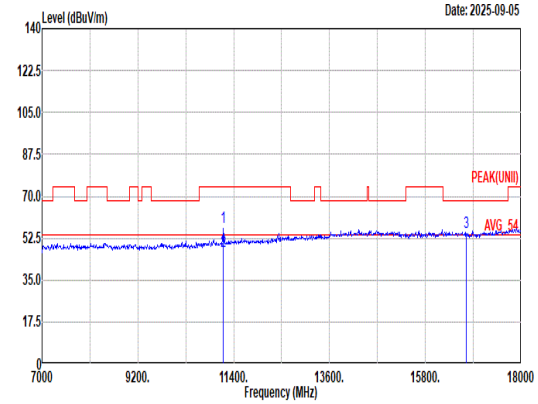 Site : 03CH23-HY Condition: PEAK(UNII) 3m DRH18-E_LE2C05A18EN_250702 VERTICAL Freq Level Limit Line Margin Read Level Ant Factor Cable Loss Preamp Factor Aux Factor APos TPos Remark MHz dBuV/m dBuV/m dB dBuV dB/m dB dB dB cm deg 1 11160.00 57.25 74.00 -16.75 41.26 38.22 15.48 39.94 2.23 301 158 Peak 2 11160.00 46.85 54.00 -7.15 30.86 38.22 15.48 39.94 2.23 301 158 Average 3 16740.00 54.79 68.20 -13.41 38.73 40.34 18.96 46.08 2.84 -- -- Peak

Mode	29	
	Harmonic	
	U-NII-2C_5.47-5.725_802.11ax HE20_CH116_5580MHz	
ANT	1 + 2	
Pol.	Horizontal	Vertical
10.6G ~18G Avg	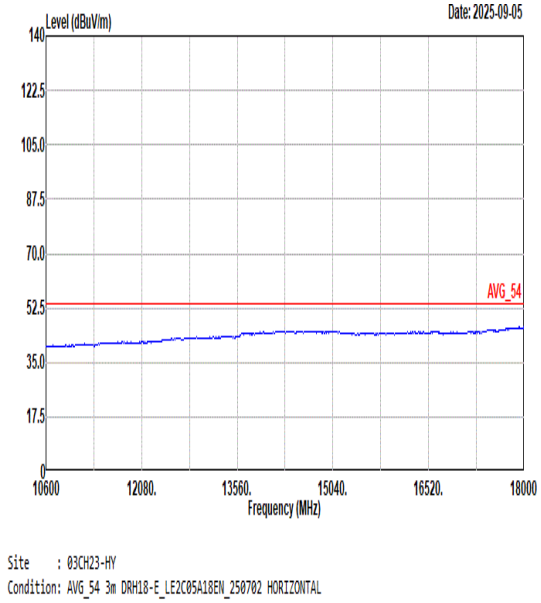	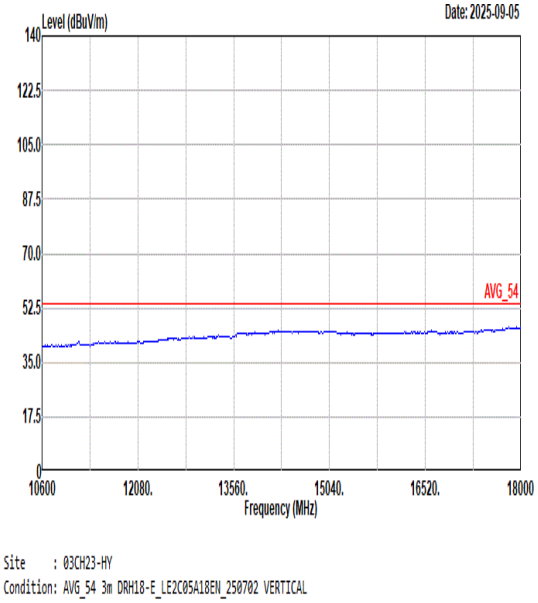

Mode	30	
	Band Edge	
	U-NII-2C_5.47-5.725_802.11ax HE20_CH140_5700MHz	
ANT	1 + 2	
Pol.	Horizontal	Fundamental
Peak	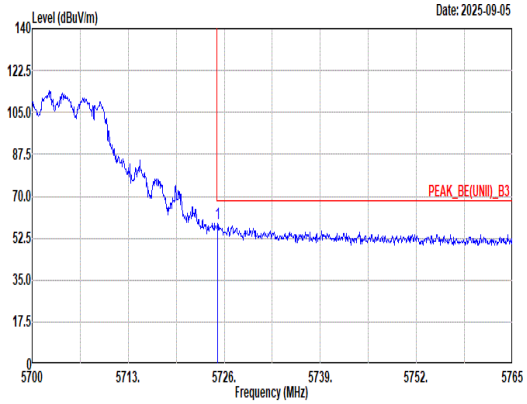 Site : 03CH23-HY Condition: PEAK_BE(UNII)_B3 3m DRH18-E_LE2C05A18EN_250702 HORIZONTAL : RBW:1000.000kHz VBW:3000.000kHz SWT:Auto Freq Level Limit Line Margin Read Level Ant Factor Cable Loss Preamp Factor Aux Factor APos TPos Remark 1 5725.09 58.81 68.20 -9.39 44.57 33.90 11.20 34.45 3.59 400 120 Peak	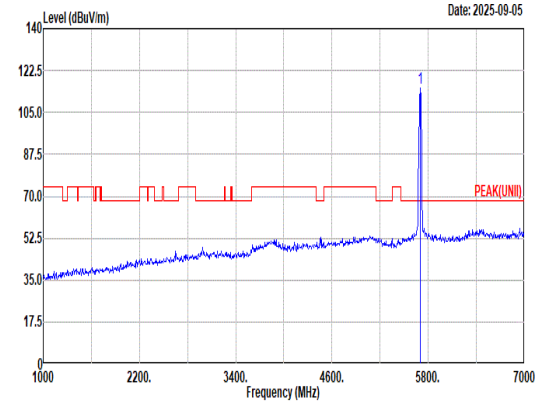 Site : 03CH23-HY Condition: PEAK(UNII) 3m DRH18-E_LE2C05A18EN_250702 HORIZONTAL : RBW:1000.000kHz VBW:3000.000kHz SWT:Auto Freq Level Limit Line Margin Read Level Ant Factor Cable Loss Preamp Factor Aux Factor APos TPos Remark 1 5700.00 114.99 ------ ------ 100.84 33.82 11.20 34.45 3.58 400 120 Peak
Avg	Blank	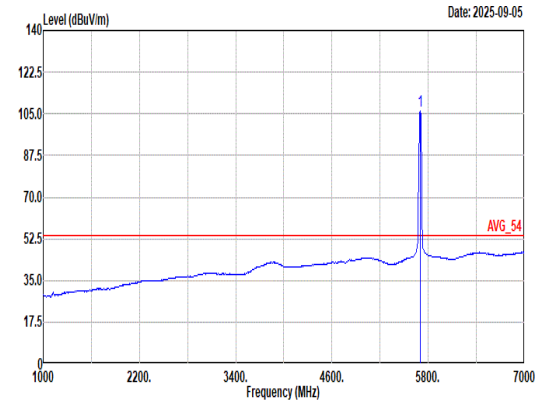 Site : 03CH23-HY Condition: AVG_54 3m DRH18-E_LE2C05A18EN_250702 HORIZONTAL : RBW:1000.000kHz VBW:1.000kHz SWT:Auto Freq Level Limit Line Margin Read Level Ant Factor Cable Loss Preamp Factor Aux Factor APos TPos Remark 1 5700.00 106.35 ------ ------ 92.20 33.82 11.20 34.45 3.58 400 120 Average

Mode	30	
	Band Edge	
	U-NII-2C_5.47-5.725_802.11ax HE20_CH140_5700MHz	
ANT	1 + 2	
Pol.	Vertical	Fundamental
Peak	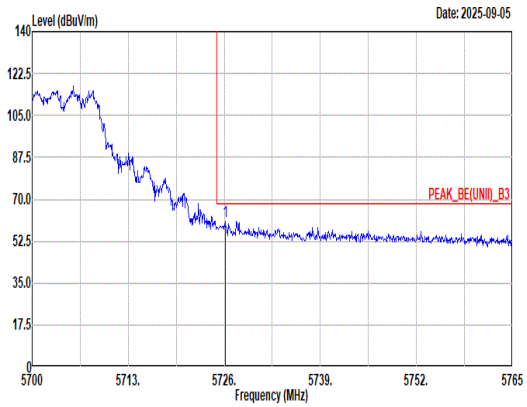 Site : 03CH23-HY Condition: PEAK_BE(UNII)_B3 3m DRH18-E_LE2C05A18EN_250702 VERTICAL : RBW:1000.000kHz VBW:3000.000kHz SWT:Auto Freq Level Limit Line Margin Read Level Ant Factor Cable Loss Preamp Factor Aux Factor APos TPos Remark MHz dBuV/m dBuV/m dB dBuV dB/m dB dB dB cm deg 1 5726.13 60.67 68.20 -7.53 46.43 33.90 11.20 34.45 3.59 300 220 Peak	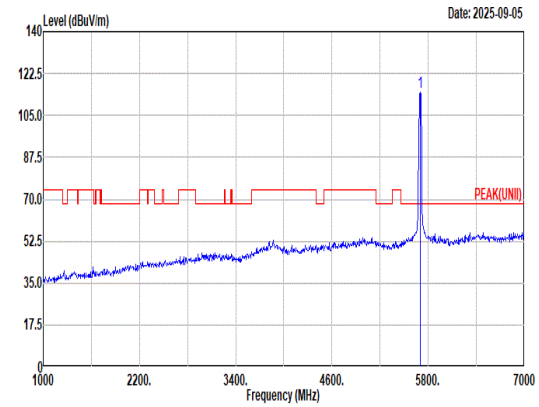 Site : 03CH23-HY Condition: PEAK(UNII) 3m DRH18-E_LE2C05A18EN_250702 VERTICAL : RBW:1000.000kHz VBW:3000.000kHz SWT:Auto Freq Level Limit Line Margin Read Level Ant Factor Cable Loss Preamp Factor Aux Factor APos TPos Remark MHz dBuV/m dBuV/m dB dBuV dB/m dB dB dB cm deg 1 5700.00 114.76 ------ ------ 100.61 33.82 11.20 34.45 3.58 300 220 Peak
Avg	Blank	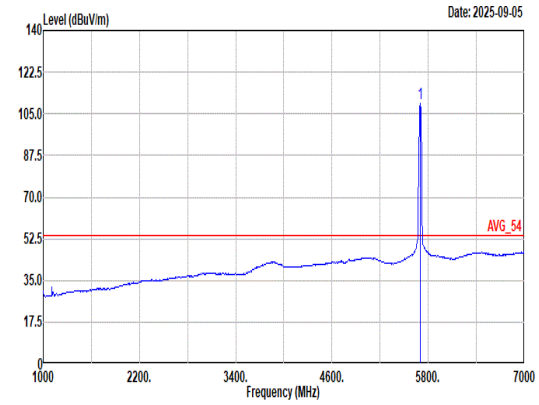 Site : 03CH23-HY Condition: AVG_54 3m DRH18-E_LE2C05A18EN_250702 VERTICAL : RBW:1000.000kHz VBW:1.000kHz SWT:Auto Freq Level Limit Line Margin Read Level Ant Factor Cable Loss Preamp Factor Aux Factor APos TPos Remark MHz dBuV/m dBuV/m dB dBuV dB/m dB dB dB cm deg 1 5700.00 109.11 ------ ------ 95.00 33.79 11.19 34.45 3.58 300 220 Average

Mode	30	
	Harmonic	
	U-NII-2C_5.47-5.725_802.11ax HE20_CH140_5700MHz	
ANT	1 + 2	
Pol.	Horizontal	Vertical
Peak Avg	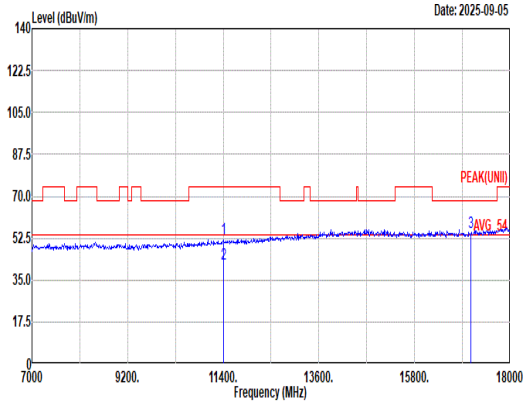 Site : 03CH23-HY Condition: PEAK(UNII) 3m DRH18-E_LE2C05A18EN_250702 HORIZONTAL Freq Level Limit Line Margin Read Level Ant Factor Cable Loss Preamp Factor Aux Factor APos TPos Remark 1 11400.00 52.19 74.00 -21.81 35.89 38.50 15.64 40.10 2.26 -- -- Peak 2 11400.00 41.96 54.00 -12.04 25.66 38.50 15.64 40.10 2.26 -- -- Average 3 17100.00 55.14 68.20 -13.06 39.05 40.30 19.15 46.35 2.99 -- -- Peak	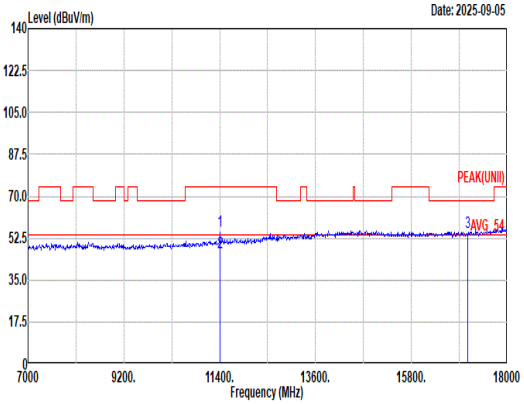 Site : 03CH23-HY Condition: PEAK(UNII) 3m DRH18-E_LE2C05A18EN_250702 VERTICAL Freq Level Limit Line Margin Read Level Ant Factor Cable Loss Preamp Factor Aux Factor APos TPos Remark 1 11400.00 55.44 74.00 -18.56 39.14 38.50 15.64 40.10 2.26 247 163 Peak 2 11400.00 46.27 54.00 -7.73 29.97 38.50 15.64 40.10 2.26 247 163 Average 3 17100.00 54.82 68.20 -13.38 38.73 40.30 19.15 46.35 2.99 -- -- Peak

Mode	30	
	Harmonic	
	U-NII-2C_5.47-5.725_802.11ax HE20_CH140_5700MHz	
ANT	1 + 2	
Pol.	Horizontal	Vertical
10.6G ~18G Avg	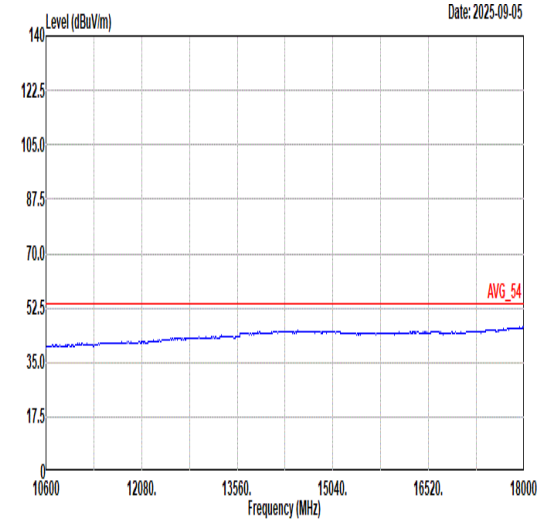 Site : 03CH23-HY Condition: AVG_54 3m DRH18-E_LE2C05A18EN_250702 HORIZONTAL	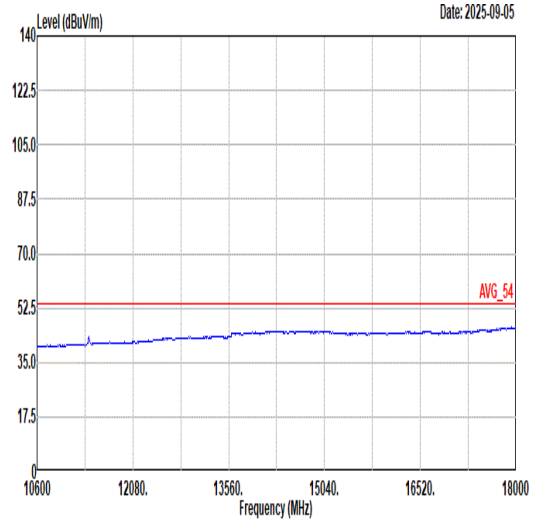 Site : 03CH23-HY Condition: AVG_54 3m DRH18-E_LE2C05A18EN_250702 VERTICAL

Mode	31	
	Band Edge - L	
	U-NII-2C_5.47-5.725_802.11ax HE20_CH144_5720MHz	
ANT	1 + 2	
Pol.	Horizontal	Fundamental
Peak	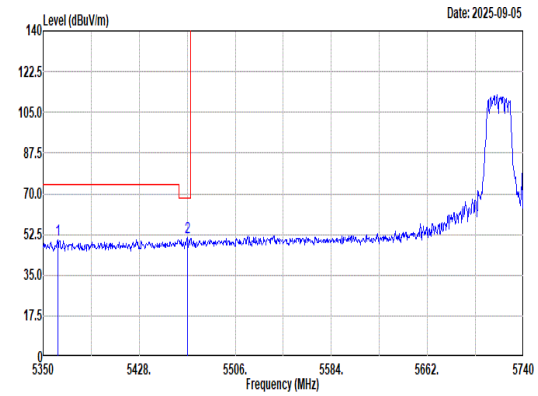 Site : 03CH23-HY Condition: STRADDLES U-NII-1&2A 3m DRH18-E_LE2C05A18EN_250702 HORIZONTAL : RBW:1000.000kHz VBW:3000.000kHz SWT:Auto Freq Level Limit Line Margin Read Level Ant Factor Cable Loss Preamp Factor Aux Factor APos TPos Remark MHz dBuV/m dBuV/m dB dBuV dB/m dB dB dB cm deg 1 5361.70 50.26 74.00 -23.74 37.58 32.52 10.77 34.09 3.48 400 115 Peak 2 5467.00 51.20 68.20 -17.00 38.38 32.73 10.93 34.36 3.52 400 115 Peak	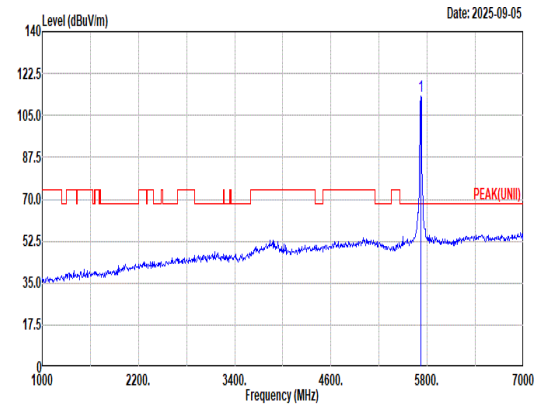 Site : 03CH23-HY Condition: PEAK(UNII) 3m DRH18-E_LE2C05A18EN_250702 HORIZONTAL : RBW:1000.000kHz VBW:3000.000kHz SWT:Auto Freq Level Limit Line Margin Read Level Ant Factor Cable Loss Preamp Factor Aux Factor APos TPos Remark MHz dBuV/m dBuV/m dB dBuV dB/m dB dB dB cm deg 1 5720.00 112.98 ------ ------ 98.75 33.89 11.20 34.45 3.59 400 115 Peak
Avg	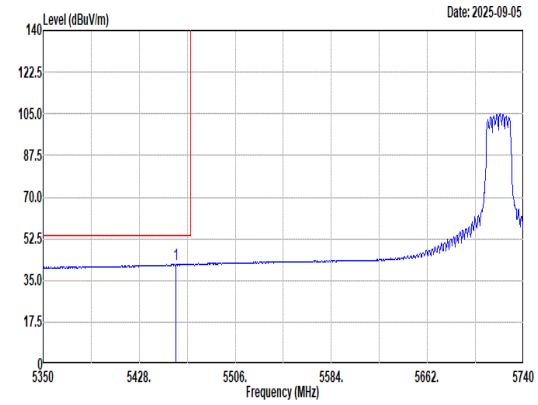 Site : 03CH23-HY Condition: U-NII-1&2A AVERAGE 3m DRH18-E_LE2C05A18EN_250702 HORIZONTAL : RBW:1000.000kHz VBW:1.000kHz SWT:Auto Freq Level Limit Line Margin Read Level Ant Factor Cable Loss Preamp Factor Aux Factor APos TPos Remark MHz dBuV/m dBuV/m dB dBuV dB/m dB dB dB cm deg 1 5458.03 41.65 54.00 -12.35 28.85 32.72 10.91 34.34 3.51 400 115 Average	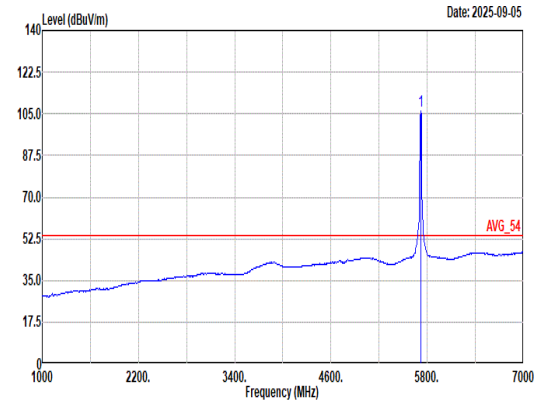 Site : 03CH23-HY Condition: AVG_54 3m DRH18-E_LE2C05A18EN_250702 HORIZONTAL : RBW:1000.000kHz VBW:1.000kHz SWT:Auto Freq Level Limit Line Margin Read Level Ant Factor Cable Loss Preamp Factor Aux Factor APos TPos Remark MHz dBuV/m dBuV/m dB dBuV dB/m dB dB dB cm deg 1 5720.00 106.12 ------ ------ 91.89 33.89 11.20 34.45 3.59 400 115 Average

Mode	31	
	Band Edge - R	
	U-NII-2C_5.47-5.725_802.11ax HE20_CH144_5720MHz	
ANT	1 + 2	
Pol.	Horizontal	Fundamental
Peak	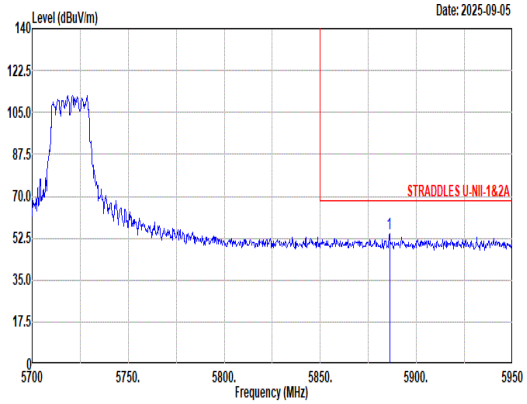 Site : 03CH23-HY Condition: STRADDLES U-NII-1&2A 3m DRH18-E_LE2C05A18EN_250702 HORIZONTAL : RBW:1000.000kHz VBW:3000.000kHz SWT:Auto Freq Level Limit Line Margin Read Level Ant Factor Cable Loss Preamp Factor Aux Factor APos TPos Remark MHz dBuV/m dBuV/m dB dBuV dB/m dB dB dB cm deg 1 5886.00 54.59 68.20 -13.61 40.13 34.03 11.31 34.46 3.58 400 115 Peak	Blank

Mode	31	
	Band Edge - L	
	U-NII-2C_5.47-5.725_802.11ax HE20_CH144_5720MHz	
ANT	1 + 2	
Pol.	Vertical	Fundamental
Peak	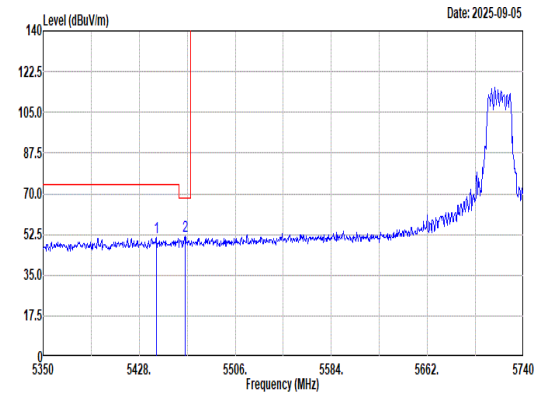 Site : 03CH23-HY Condition: STRADDLES U-NII-1&2A 3m DRH18-E_LE2C05A18EN_250702 VERTICAL : RBW:1000.000kHz VBW:3000.000kHz SWT:Auto Freq Level Limit Line Margin Read Level Ant Factor Cable Loss Preamp Factor Aux Factor APos TPos Remark MHz dBuV/m dBuV/m dB dBuV dB/m dB dB dB cm deg 1 5442.04 51.43 74.00 -22.57 38.66 32.68 10.88 34.30 3.51 300 221 Peak 2 5465.05 51.65 68.20 -16.55 38.83 32.73 10.92 34.35 3.52 300 221 Peak	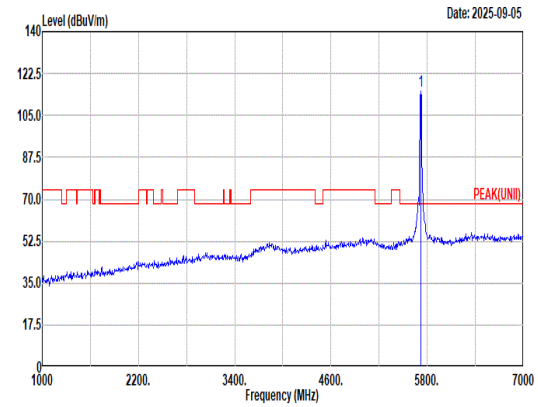 Site : 03CH23-HY Condition: PEAK(UNII) 3m DRH18-E_LE2C05A18EN_250702 VERTICAL : RBW:1000.000kHz VBW:3000.000kHz SWT:Auto Freq Level Limit Line Margin Read Level Ant Factor Cable Loss Preamp Factor Aux Factor APos TPos Remark MHz dBuV/m dBuV/m dB dBuV dB/m dB dB dB cm deg 1 5720.00 115.38 ------ ------ 101.15 33.89 11.20 34.45 3.59 300 221 Peak
Avg	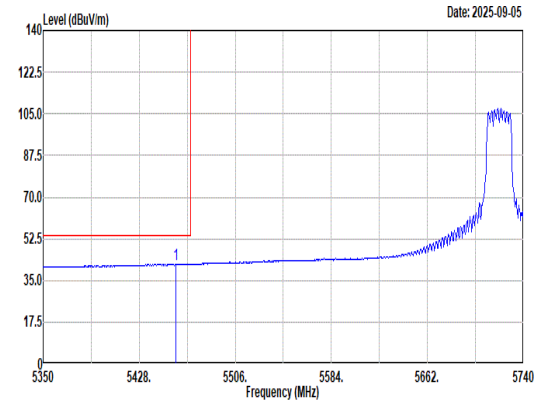 Site : 03CH23-HY Condition: U-NII-1&2A AVERAGE 3m DRH18-E_LE2C05A18EN_250702 VERTICAL : RBW:1000.000kHz VBW:1.000kHz SWT:Auto Freq Level Limit Line Margin Read Level Ant Factor Cable Loss Preamp Factor Aux Factor APos TPos Remark MHz dBuV/m dBuV/m dB dBuV dB/m dB dB dB cm deg 1 5458.03 41.74 54.00 -12.26 28.94 32.72 10.91 34.34 3.51 300 221 Average	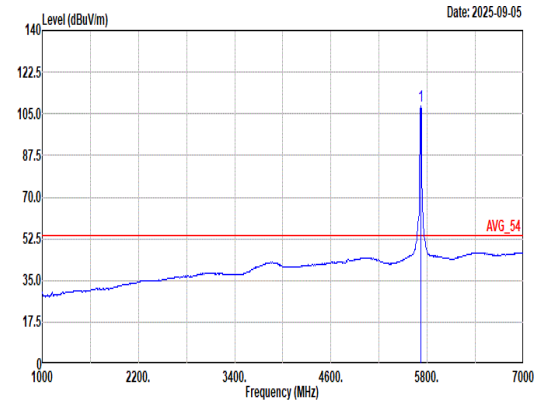 Site : 03CH23-HY Condition: AVG_54 3m DRH18-E_LE2C05A18EN_250702 VERTICAL : RBW:1000.000kHz VBW:1.000kHz SWT:Auto Freq Level Limit Line Margin Read Level Ant Factor Cable Loss Preamp Factor Aux Factor APos TPos Remark MHz dBuV/m dBuV/m dB dBuV dB/m dB dB dB cm deg 1 5720.00 108.32 ------ ------ 94.09 33.89 11.20 34.45 3.59 300 221 Average

Mode	31	
	Band Edge - R	
	U-NII-2C_5.47-5.725_802.11ax HE20_CH144_5720MHz	
ANT	1 + 2	
Pol.	Vertical	Fundamental
Peak	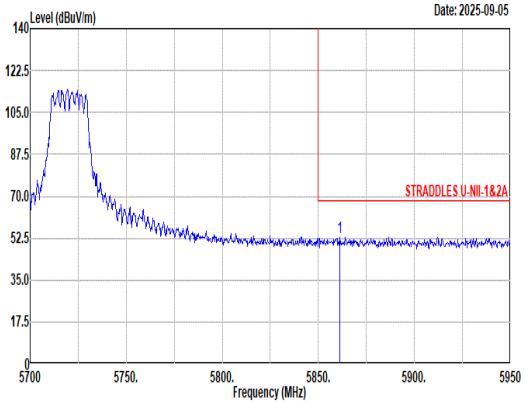 Site : 03CH23-HY Condition: STRADDLES U-NII-1&2A 3m DRH18-E_LE2C05A18EN_250702 VERTICAL : RBW:1000.000kHz VBW:3000.000kHz SWT:Auto Freq Level Limit Line Margin Read Level Ant Factor Cable Loss Preamp Factor Aux Factor APos TPos Remark MHz dBuV/m dBuV/m dB dBuV dB/m dB dB dB cm deg 1 5861.00 53.04 68.20 -15.16 38.54 34.08 11.29 34.46 3.59 300 221 Peak	Blank

Mode	31	
	Harmonic	
	U-NII-2C_5.47-5.725_802.11ax HE20_CH144_5720MHz	
ANT	1 + 2	
Pol.	Horizontal	Vertical
Peak Avg	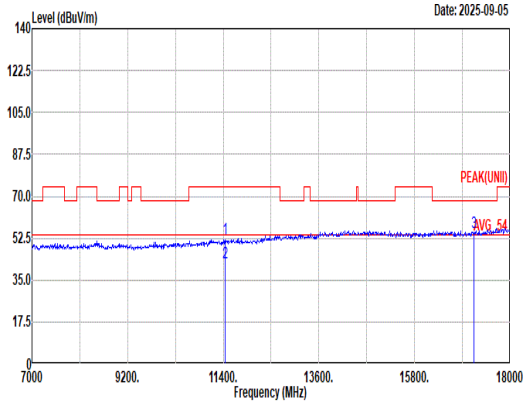 Site : 03CH23-HY Condition: PEAK(UNII) 3m DRH18-E_LE2C05A18EN_250702 HORIZONTAL Freq Level Limit Line Margin Read Level Ant Factor Cable Loss Preamp Factor Aux Factor APos TPos Remark MHz dBuV/m dBuV/m dB dBuV dB/m dB dB dB cm deg 1 11440.00 52.27 74.00 -21.73 35.88 38.58 15.66 40.12 2.27 -- -- Peak 2 11440.00 42.04 54.00 -11.96 25.65 38.58 15.66 40.12 2.27 -- -- Average 3 17160.00 54.76 68.20 -13.44 38.72 40.18 19.20 46.36 3.02 -- -- Peak	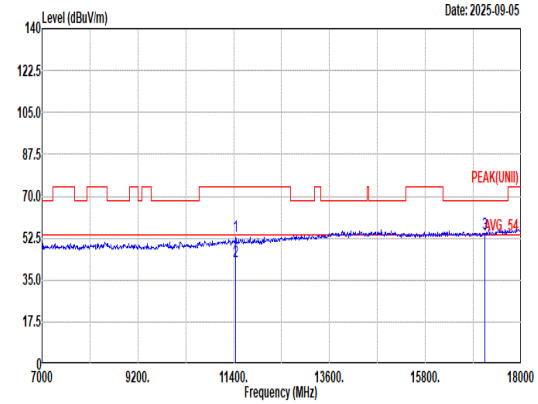 Site : 03CH23-HY Condition: PEAK(UNII) 3m DRH18-E_LE2C05A18EN_250702 VERTICAL Freq Level Limit Line Margin Read Level Ant Factor Cable Loss Preamp Factor Aux Factor APos TPos Remark MHz dBuV/m dBuV/m dB dBuV dB/m dB dB dB cm deg 1 11440.00 53.12 74.00 -20.88 36.73 38.58 15.66 40.12 2.27 -- -- Peak 2 11440.00 42.89 54.00 -11.11 26.50 38.58 15.66 40.12 2.27 -- -- Average 3 17160.00 54.34 68.20 -13.86 38.30 40.18 19.20 46.36 3.02 -- -- Peak

Mode	31	
	Harmonic	
	U-NII-2C_5.47-5.725_802.11ax HE20_CH144_5720MHz	
ANT	1 + 2	
Pol.	Horizontal	Vertical
10.6G ~18G Avg	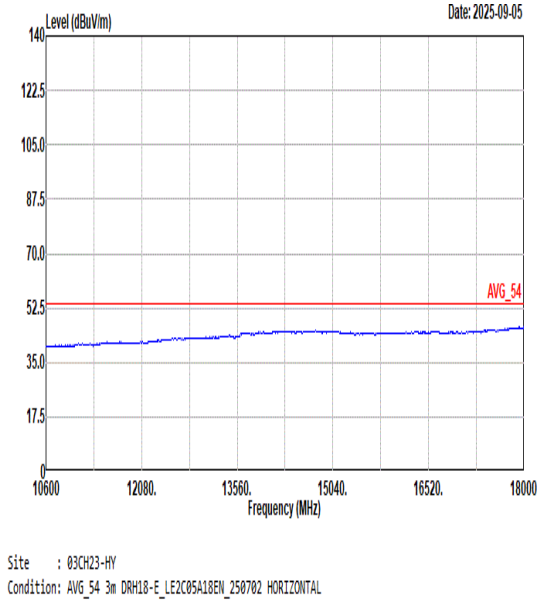	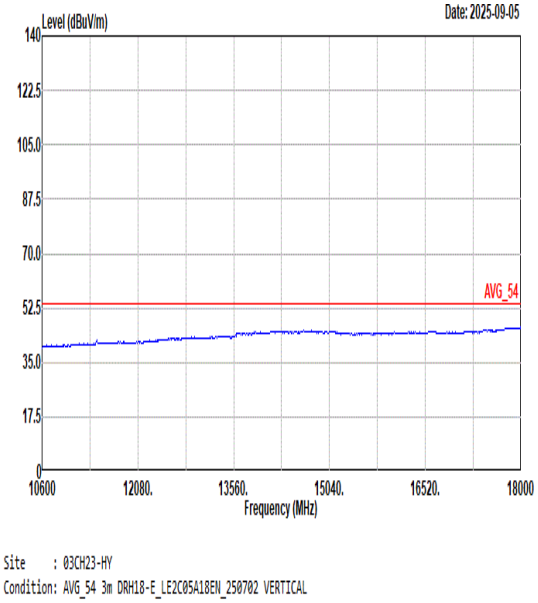

Mode	32	
	Band Edge	
	U-NII-2C_5.47-5.725_802.11ax HE20_CH100_26/0_5500MHz	
ANT	1 + 2	
Pol.	Horizontal	Fundamental
Peak	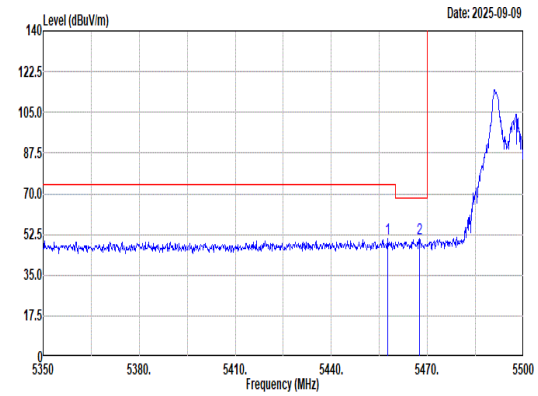 Site : 03CH23-HY Condition: PEAK_BE(UNII)_B3 3m DRH18-E_LE2C05A18EN_250702 HORIZONTAL : RBW:1000.000kHz VBW:3000.000kHz SWT:Auto Freq Level Limit Line Margin Read Level Ant Factor Cable Loss Preamp Factor Aux Factor APos TPos Remark MHz dBuV/m dBuV/m dB dBuV dB/m dB dB dB cm deg 1 5457.70 50.46 74.00 -23.54 37.65 32.72 10.91 34.33 3.51 368 116 Peak 2 5467.45 50.55 68.20 -17.65 37.73 32.73 10.93 34.36 3.52 368 116 Peak	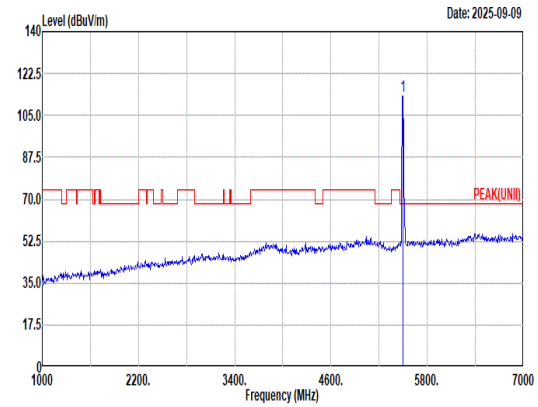 Site : 03CH23-HY Condition: PEAK(UNII) 3m DRH18-E_LE2C05A18EN_250702 HORIZONTAL : RBW:1000.000kHz VBW:3000.000kHz SWT:Auto Freq Level Limit Line Margin Read Level Ant Factor Cable Loss Preamp Factor Aux Factor APos TPos Remark MHz dBuV/m dBuV/m dB dBuV dB/m dB dB dB cm deg 1 5500.00 112.96 ------ ------ 100.10 32.79 10.97 34.42 3.52 368 116 Peak
Avg	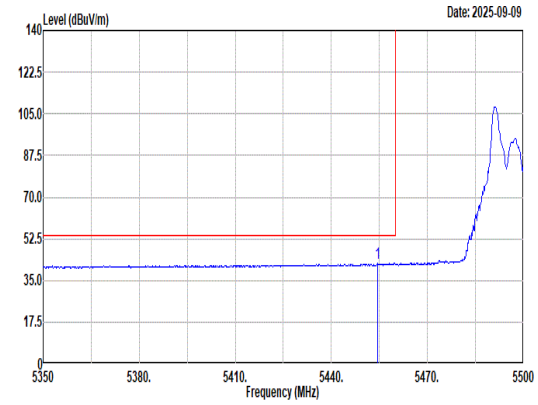 Site : 03CH23-HY Condition: AVG_BE(UNII)_B3 3m DRH18-E_LE2C05A18EN_250702 HORIZONTAL : RBW:1000.000kHz VBW:2.000kHz SWT:Auto Freq Level Limit Line Margin Read Level Ant Factor Cable Loss Preamp Factor Aux Factor APos TPos Remark MHz dBuV/m dBuV/m dB dBuV dB/m dB dB dB cm deg 1 5454.55 42.13 54.00 -11.87 29.33 32.71 10.91 34.33 3.51 368 116 Average	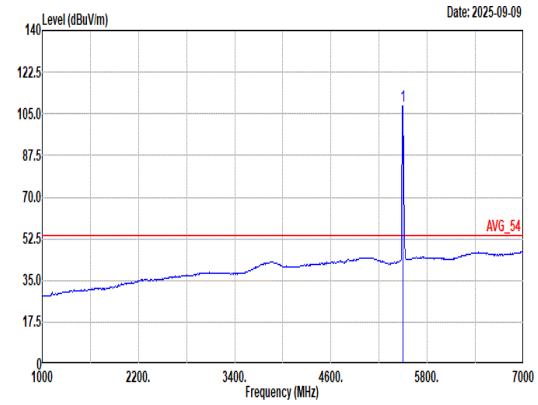 Site : 03CH23-HY Condition: AVG_54 3m DRH18-E_LE2C05A18EN_250702 HORIZONTAL : RBW:1000.000kHz VBW:2.000kHz SWT:Auto Freq Level Limit Line Margin Read Level Ant Factor Cable Loss Preamp Factor Aux Factor APos TPos Remark MHz dBuV/m dBuV/m dB dBuV dB/m dB dB dB cm deg 1 5500.00 108.55 ------ ------ 95.69 32.79 10.97 34.42 3.52 368 116 Average

Mode	32	
	Band Edge	
	U-NII-2C_5.47-5.725_802.11ax HE20_CH100_26/0_5500MHz	
ANT	1 + 2	
Pol.	Vertical	Fundamental
Peak	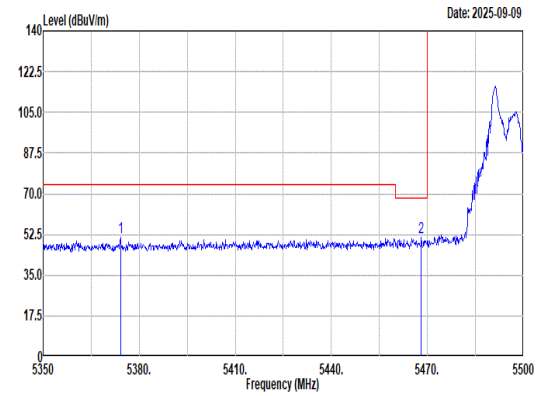 Site : 03CH23-HY Condition: PEAK_BE(UNII)_B3 3m DRH18-E_LE2C05A18EN_250702 VERTICAL : RBW:1000.000kHz VBW:3000.000kHz SWT:Auto Freq Level Limit Line Margin Read Level Ant Factor Cable Loss Preamp Factor Aux Factor APos TPos Remark MHz dBuV/m dBuV/m dB dBuV dB/m dB dB dB cm deg 1 5374.15 51.33 74.00 -22.67 38.64 32.55 10.78 34.13 3.49 281 129 Peak 2 5468.05 51.09 68.20 -17.11 38.26 32.74 10.93 34.36 3.52 281 129 Peak	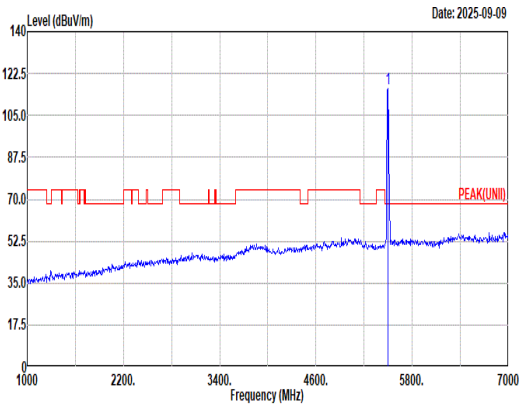 Site : 03CH23-HY Condition: PEAK(UNII) 3m DRH18-E_LE2C05A18EN_250702 VERTICAL : RBW:1000.000kHz VBW:3000.000kHz SWT:Auto Freq Level Limit Line Margin Read Level Ant Factor Cable Loss Preamp Factor Aux Factor APos TPos Remark MHz dBuV/m dBuV/m dB dBuV dB/m dB dB dB cm deg 1 5500.00 115.97 ------ ------ 103.11 32.79 10.97 34.42 3.52 281 129 Peak
Avg	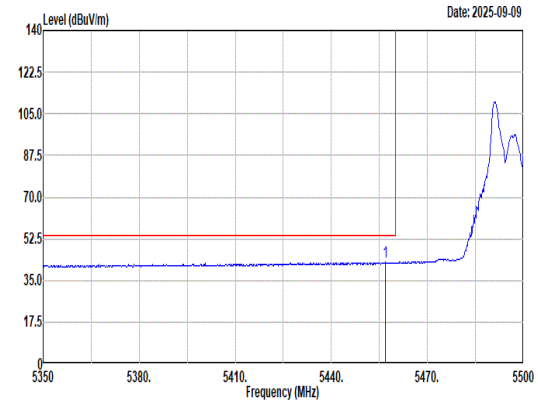 Site : 03CH23-HY Condition: AVG_BE(UNII)_B3 3m DRH18-E_LE2C05A18EN_250702 VERTICAL : RBW:1000.000kHz VBW:2.000kHz SWT:Auto Freq Level Limit Line Margin Read Level Ant Factor Cable Loss Preamp Factor Aux Factor APos TPos Remark MHz dBuV/m dBuV/m dB dBuV dB/m dB dB dB cm deg 1 5456.95 42.53 54.00 -11.47 29.73 32.71 10.91 34.33 3.51 281 129 Average	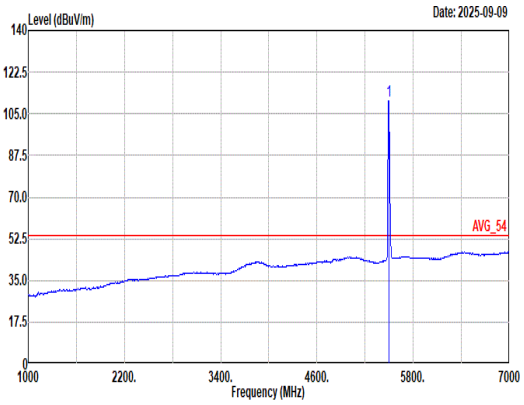 Site : 03CH23-HY Condition: AVG_54 3m DRH18-E_LE2C05A18EN_250702 VERTICAL : RBW:1000.000kHz VBW:2.000kHz SWT:Auto Freq Level Limit Line Margin Read Level Ant Factor Cable Loss Preamp Factor Aux Factor APos TPos Remark MHz dBuV/m dBuV/m dB dBuV dB/m dB dB dB cm deg 1 5500.00 110.54 ------ ------ 97.68 32.79 10.97 34.42 3.52 281 129 Average

Mode	33	
	Band Edge	
	U-NII-2C_5.47-5.725_802.11ax HE20_CH100_106/53_5500MHz	
ANT	1 + 2	
Pol.	Horizontal	Fundamental
Peak	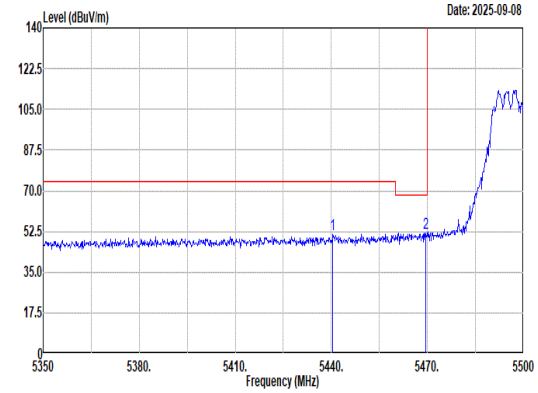 Site : 03CH23-HY Condition: PEAK_BE(UNII)_B3 3m DRH18-E_LE2C05A18EN_250702 HORIZONTAL : RBW:1000.000kHz VBW:3000.000kHz SWT:Auto Freq Level Limit Line Margin Read Level Ant Factor Cable Loss Preamp Factor Aux Factor APos TPos Remark MHz dBuV/m dBuV/m dB dBuV dB/m dB dB dB cm deg 1 5440.45 51.40 74.00 -22.60 38.62 32.68 10.88 34.29 3.51 376 115 Peak 2 5469.40 51.98 68.20 -16.22 39.15 32.74 10.93 34.36 3.52 376 115 Peak	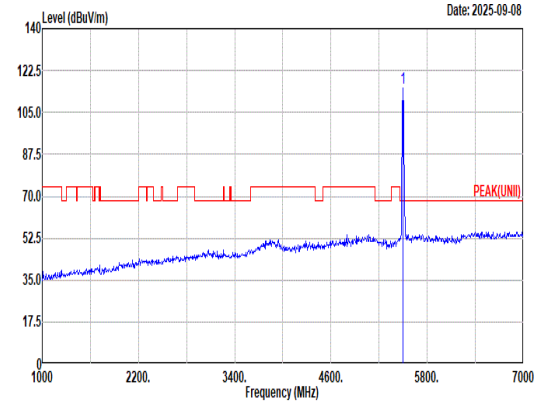 Site : 03CH23-HY Condition: PEAK(UNII) 3m DRH18-E_LE2C05A18EN_250702 HORIZONTAL : RBW:1000.000kHz VBW:3000.000kHz SWT:Auto Freq Level Limit Line Margin Read Level Ant Factor Cable Loss Preamp Factor Aux Factor APos TPos Remark MHz dBuV/m dBuV/m dB dBuV dB/m dB dB dB cm deg 1 5500.00 115.29 ------ ------ 102.43 32.79 10.97 34.42 3.52 376 115 Peak
Avg	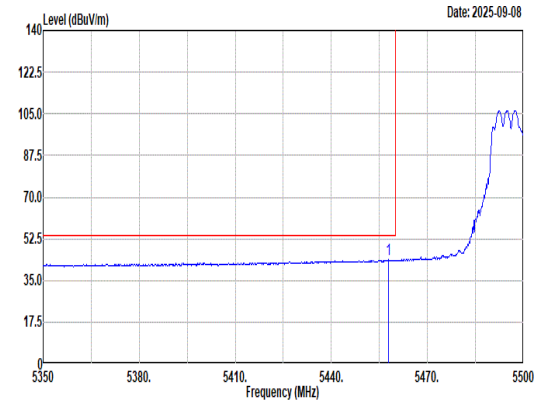 Site : 03CH23-HY Condition: AVG_BE(UNII)_B3 3m DRH18-E_LE2C05A18EN_250702 HORIZONTAL : RBW:1000.000kHz VBW:2.700kHz SWT:Auto Freq Level Limit Line Margin Read Level Ant Factor Cable Loss Preamp Factor Aux Factor APos TPos Remark MHz dBuV/m dBuV/m dB dBuV dB/m dB dB dB cm deg 1 5457.85 43.72 54.00 -10.28 30.91 32.72 10.91 34.33 3.51 376 115 Average	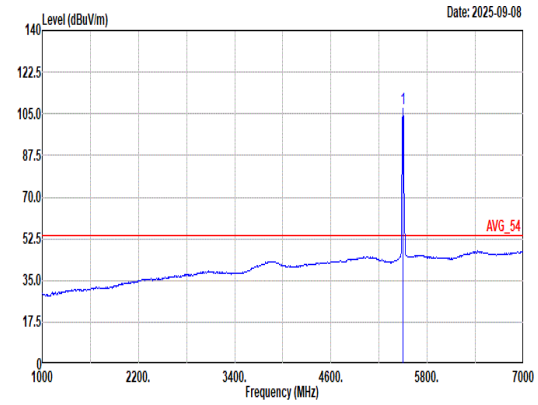 Site : 03CH23-HY Condition: AVG_54 3m DRH18-E_LE2C05A18EN_250702 HORIZONTAL : RBW:1000.000kHz VBW:2.700kHz SWT:Auto Freq Level Limit Line Margin Read Level Ant Factor Cable Loss Preamp Factor Aux Factor APos TPos Remark MHz dBuV/m dBuV/m dB dBuV dB/m dB dB dB cm deg 1 5500.00 107.18 ------ ------ 94.31 32.80 10.98 34.44 3.53 376 115 Average

Mode	33	
	Band Edge	
	U-NII-2C_5.47-5.725_802.11ax HE20_CH100_106/53_5500MHz	
ANT	1 + 2	
Pol.	Vertical	Fundamental
Peak	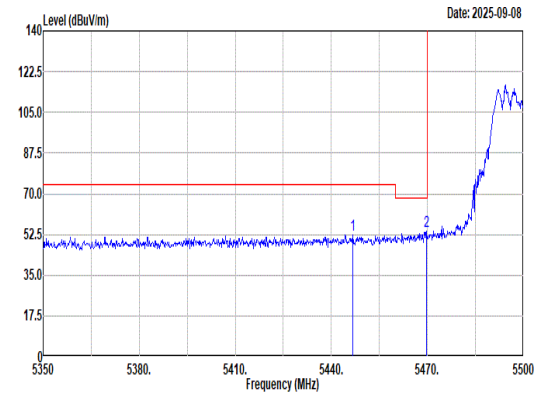 Site : 03CH23-HY Condition: PEAK_BE(UNII)_B3 3m DRH18-E_LE2C05A18EN_250702 VERTICAL : RBW:1000.000kHz VBW:3000.000kHz SWT:Auto Freq Level Limit Line Margin Read Level Ant Factor Cable Loss Preamp Factor Aux Factor APos TPos Remark MHz dBuV/m dBuV/m dB dBuV dB/m dB dB dB cm deg 1 5446.75 52.33 74.00 -21.67 39.55 32.69 10.89 34.31 3.51 302 130 Peak 2 5469.70 53.76 68.20 -14.44 40.93 32.74 10.93 34.36 3.52 302 130 Peak	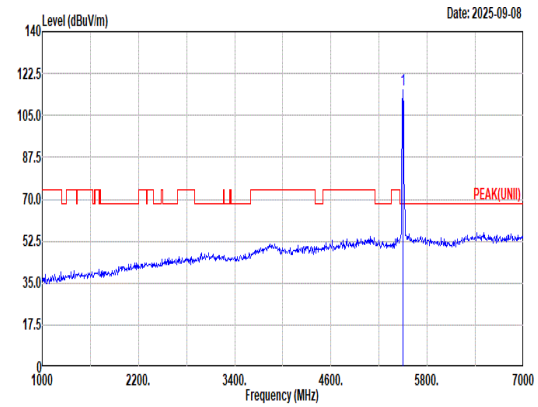 Site : 03CH23-HY Condition: PEAK(UNII) 3m DRH18-E_LE2C05A18EN_250702 VERTICAL : RBW:1000.000kHz VBW:3000.000kHz SWT:Auto Freq Level Limit Line Margin Read Level Ant Factor Cable Loss Preamp Factor Aux Factor APos TPos Remark MHz dBuV/m dBuV/m dB dBuV dB/m dB dB dB cm deg 1 5500.00 115.55 ------ ------ 102.69 32.79 10.97 34.42 3.52 302 130 Peak
Avg	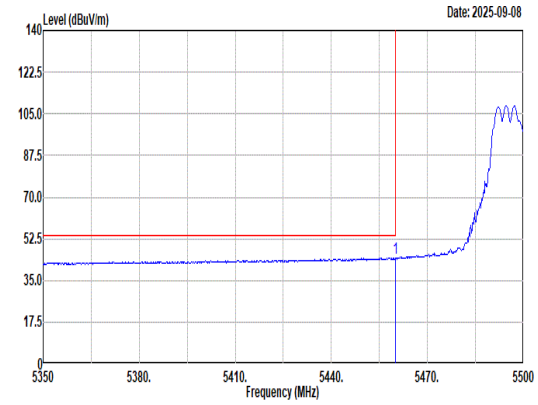 Site : 03CH23-HY Condition: AVG_BE(UNII)_B3 3m DRH18-E_LE2C05A18EN_250702 VERTICAL : RBW:1000.000kHz VBW:2.700kHz SWT:Auto Freq Level Limit Line Margin Read Level Ant Factor Cable Loss Preamp Factor Aux Factor APos TPos Remark MHz dBuV/m dBuV/m dB dBuV dB/m dB dB dB cm deg 1 5459.95 44.59 54.00 -9.41 31.79 32.72 10.91 34.34 3.51 302 130 Average	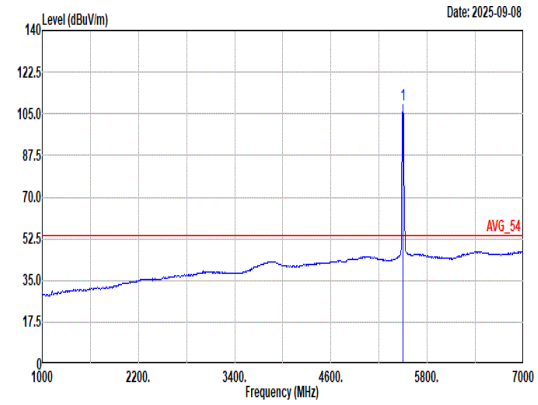 Site : 03CH23-HY Condition: AVG_54 3m DRH18-E_LE2C05A18EN_250702 VERTICAL : RBW:1000.000kHz VBW:2.700kHz SWT:Auto Freq Level Limit Line Margin Read Level Ant Factor Cable Loss Preamp Factor Aux Factor APos TPos Remark MHz dBuV/m dBuV/m dB dBuV dB/m dB dB dB cm deg 1 5500.00 109.05 ------ ------ 96.19 32.79 10.97 34.42 3.52 302 130 Average

Mode	34	
	Band Edge	
	U-NII-2C_5.47-5.725_802.11ax HE20_CH140_26/8_5700MHz	
ANT	1 + 2	
Pol.	Horizontal	Fundamental
Peak	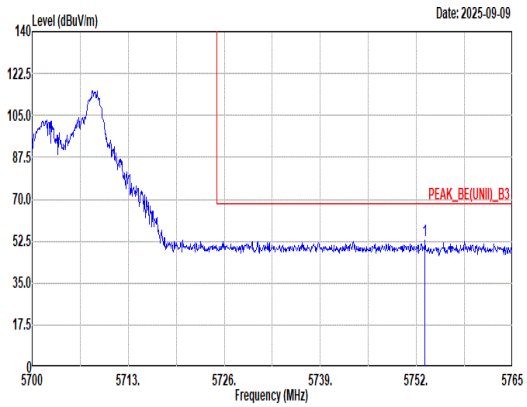 Site : 03CH23-HY Condition: PEAK_BE(UNII)_B3 3m DRH18-E_LE2C05A18EN_250702 HORIZONTAL : RBW:1000.000kHz VBW:3000.000kHz SWT:Auto Freq Level Limit Line Margin Read Level Ant Factor Cable Loss Preamp Factor Aux Factor APos TPos Remark 1 5753.17 53.02 68.20 -15.18 38.66 34.01 11.21 34.46 3.60 400 118 Peak	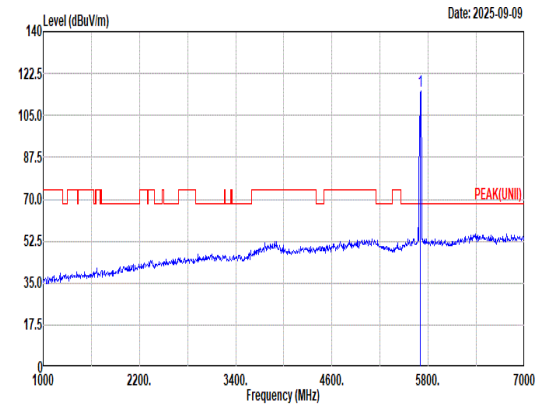 Site : 03CH23-HY Condition: PEAK(UNII) 3m DRH18-E_LE2C05A18EN_250702 HORIZONTAL : RBW:1000.000kHz VBW:3000.000kHz SWT:Auto Freq Level Limit Line Margin Read Level Ant Factor Cable Loss Preamp Factor Aux Factor APos TPos Remark 1 5700.00 115.25 ------ ------ 101.08 33.84 11.20 34.45 3.58 400 118 Peak
Avg	Blank	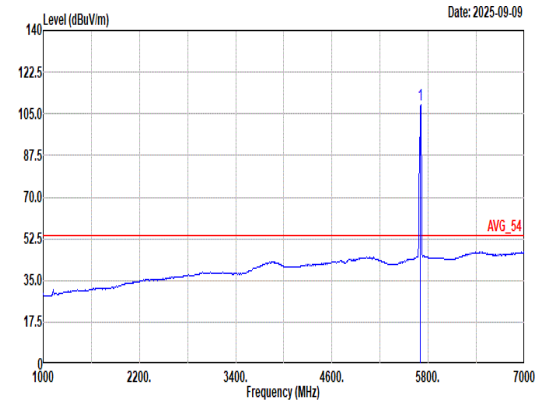 Site : 03CH23-HY Condition: AVG_54 3m DRH18-E_LE2C05A18EN_250702 HORIZONTAL : RBW:1000.000kHz VBW:2.000kHz SWT:Auto Freq Level Limit Line Margin Read Level Ant Factor Cable Loss Preamp Factor Aux Factor APos TPos Remark 1 5700.00 108.60 ------ ------ 94.43 33.84 11.20 34.45 3.58 400 118 Average

Mode	34	
	Band Edge	
	U-NII-2C_5.47-5.725_802.11ax HE20_CH140_26/8_5700MHz	
ANT	1 + 2	
Pol.	Vertical	Fundamental
Peak	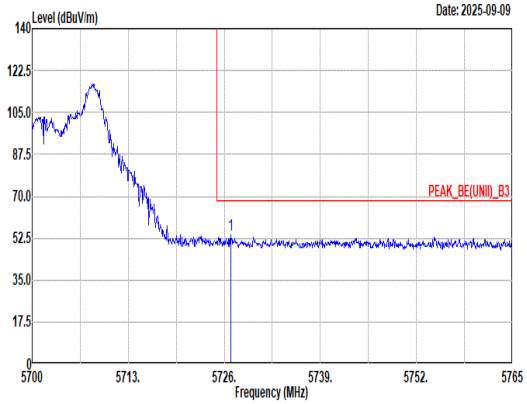 Site : 03CH23-HY Condition: PEAK_BE(UNII)_B3 3m DRH18-E_LE2C05A18EN_250702 VERTICAL : RBW:1000.000kHz VBW:3000.000kHz SWT:Auto Freq Level Limit Line Margin Read Level Ant Factor Cable Loss Preamp Factor Aux Factor APos TPos Remark MHz dBuV/m dBuV/m dB dBuV dB/m dB dB dB cm deg 1 5726.85 54.15 68.20 -14.05 39.90 33.91 11.20 34.45 3.59 290 137 Peak	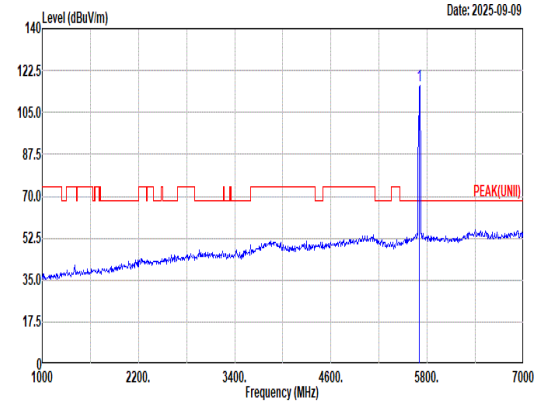 Site : 03CH23-HY Condition: PEAK(UNII) 3m DRH18-E_LE2C05A18EN_250702 VERTICAL : RBW:1000.000kHz VBW:3000.000kHz SWT:Auto Freq Level Limit Line Margin Read Level Ant Factor Cable Loss Preamp Factor Aux Factor APos TPos Remark MHz dBuV/m dBuV/m dB dBuV dB/m dB dB dB cm deg 1 5700.00 116.18 ------ ------ 102.01 33.84 11.20 34.45 3.58 290 137 Peak
Avg	Blank	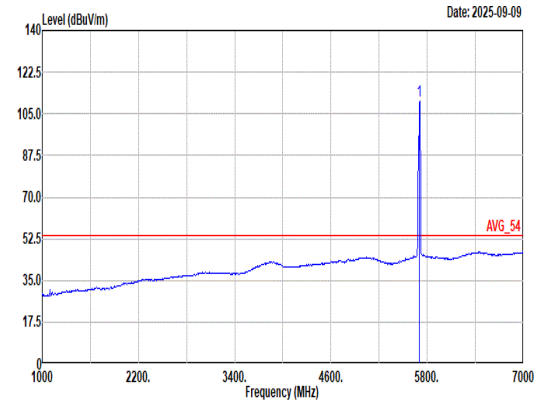 Site : 03CH23-HY Condition: AVG_54 3m DRH18-E_LE2C05A18EN_250702 VERTICAL : RBW:1000.000kHz VBW:2.000kHz SWT:Auto Freq Level Limit Line Margin Read Level Ant Factor Cable Loss Preamp Factor Aux Factor APos TPos Remark MHz dBuV/m dBuV/m dB dBuV dB/m dB dB dB cm deg 1 5700.00 110.53 ------ ------ 96.36 33.84 11.20 34.45 3.58 290 137 Average

Mode	35	
	Band Edge	
	U-NII-2C_5.47-5.725_802.11ax HE20_CH140_106/54_5700MHz	
ANT	1 + 2	
Pol.	Horizontal	Fundamental
Peak	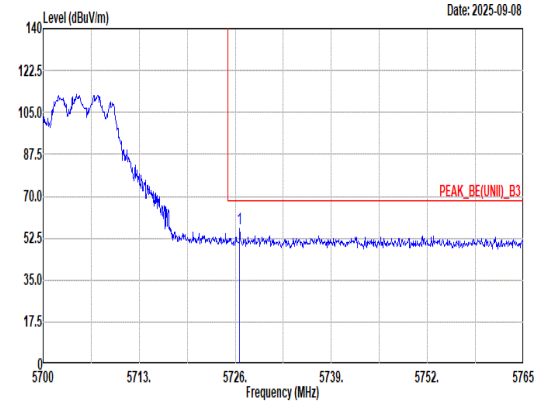 Site : 03CH23-HY Condition: PEAK_BE(UNII)_B3 3m DRH18-E_LE2C05A18EN_250702 HORIZONTAL : RBW:1000.000kHz VBW:3000.000kHz SWT:Auto Freq Level Limit Line Margin Read Level Ant Factor Cable Loss Preamp Factor Aux Factor APos TPos Remark 1 5726.59 56.68 68.20 -11.52 42.43 33.91 11.20 34.45 3.59 398 117 Peak	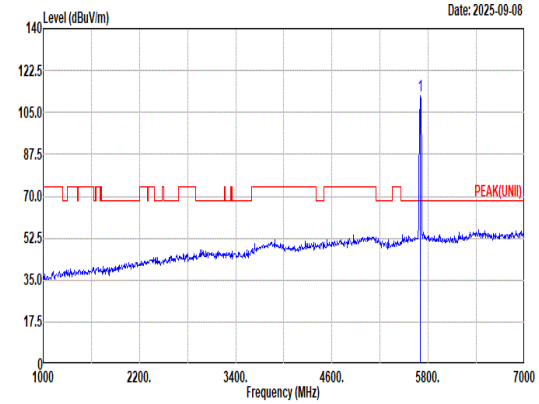 Site : 03CH23-HY Condition: PEAK(UNII) 3m DRH18-E_LE2C05A18EN_250702 HORIZONTAL : RBW:1000.000kHz VBW:3000.000kHz SWT:Auto Freq Level Limit Line Margin Read Level Ant Factor Cable Loss Preamp Factor Aux Factor APos TPos Remark 1 5700.00 111.95 ------ ------ 97.80 33.82 11.20 34.45 3.58 398 117 Peak
Avg	Blank	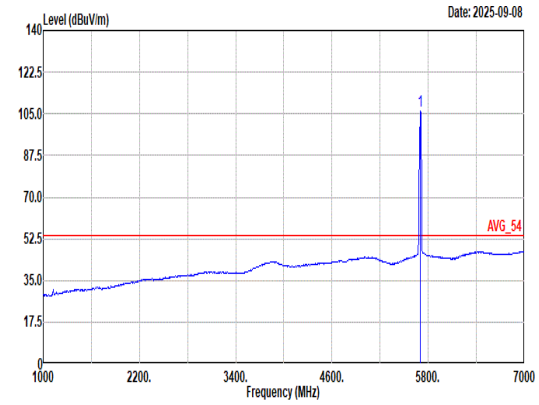 Site : 03CH23-HY Condition: AVG_54 3m DRH18-E_LE2C05A18EN_250702 HORIZONTAL : RBW:1000.000kHz VBW:2.700kHz SWT:Auto Freq Level Limit Line Margin Read Level Ant Factor Cable Loss Preamp Factor Aux Factor APos TPos Remark 1 5700.00 105.98 ------ ------ 91.83 33.82 11.20 34.45 3.58 398 117 Average

Mode	35	
	Band Edge	
	U-NII-2C_5.47-5.725_802.11ax HE20_CH140_106/54_5700MHz	
ANT	1 + 2	
Pol.	Vertical	Fundamental
Peak	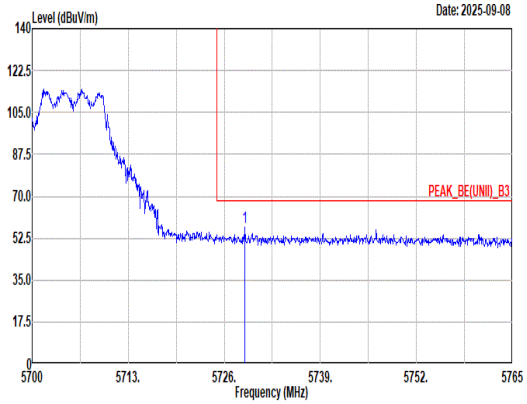 Site : 03CH23-HY Condition: PEAK_BE(UNII)_B3 3m DRH18-E_LE2C05A18EN_250702 VERTICAL : RBW:1000.000kHz VBW:3000.000kHz SWT:Auto Freq Level Limit Line Margin Read Level Ant Factor Cable Loss Preamp Factor Aux Factor APos TPos Remark MHz dBuV/m dBuV/m dB dBuV dB/m dB dB dB cm deg 1 5728.80 56.83 68.20 -11.37 42.56 33.92 11.21 34.45 3.59 278 137 Peak	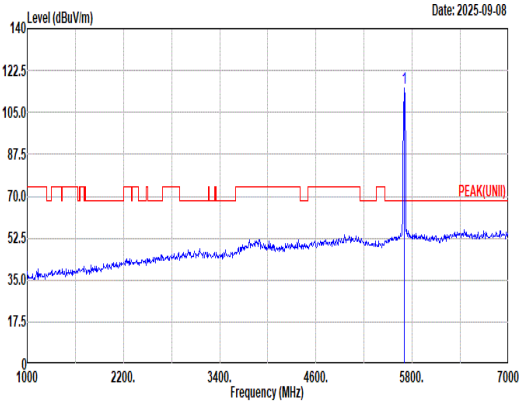 Site : 03CH23-HY Condition: PEAK(UNII) 3m DRH18-E_LE2C05A18EN_250702 VERTICAL : RBW:1000.000kHz VBW:3000.000kHz SWT:Auto Freq Level Limit Line Margin Read Level Ant Factor Cable Loss Preamp Factor Aux Factor APos TPos Remark MHz dBuV/m dBuV/m dB dBuV dB/m dB dB dB cm deg 1 5700.00 115.20 ------ ------ 101.05 33.82 11.20 34.45 3.58 278 137 Peak
Avg	Blank	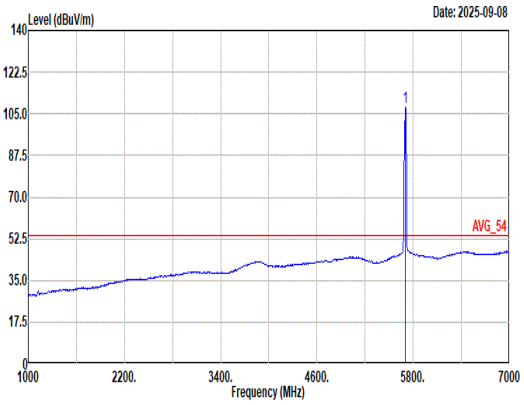 Site : 03CH23-HY Condition: AVG_54 3m DRH18-E_LE2C05A18EN_250702 VERTICAL : RBW:1000.000kHz VBW:2.700kHz SWT:Auto Freq Level Limit Line Margin Read Level Ant Factor Cable Loss Preamp Factor Aux Factor APos TPos Remark MHz dBuV/m dBuV/m dB dBuV dB/m dB dB dB cm deg 1 5700.00 107.82 ------ ------ 93.67 33.82 11.20 34.45 3.58 278 137 Average

Mode	36	
	Band Edge - L	
	U-NII-2C_5.47-5.725_802.11ax HE40_CH102_5510MHz	
ANT	1 + 2	
Pol.	Horizontal	Fundamental
Peak	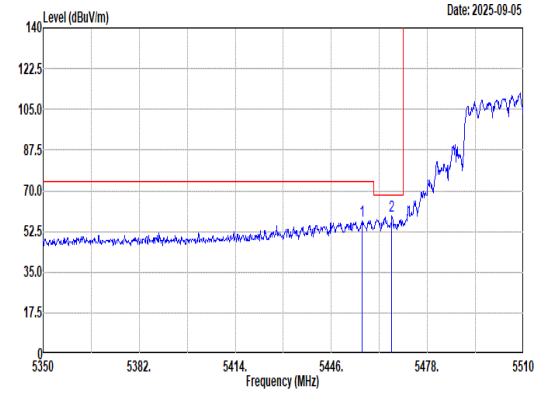 Site : 03CH23-HY Condition: PEAK_BE(UNII)_B3 3m DRH18-E_LE2C05A18EN_250702 HORIZONTAL : RBW:1000.000kHz VBW:3000.000kHz SWT:Auto Freq Level Limit Line Margin Read Level Ant Factor Cable Loss Preamp Factor Aux Factor APos TPos Remark MHz dBuV/m dBuV/m dB dBuV dB/m dB dB dB cm deg 1 5456.24 57.26 74.00 -16.74 44.46 32.71 10.91 34.33 3.51 377 115 Peak 2 5466.16 59.09 68.20 -9.11 46.27 32.73 10.93 34.36 3.52 377 115 Peak	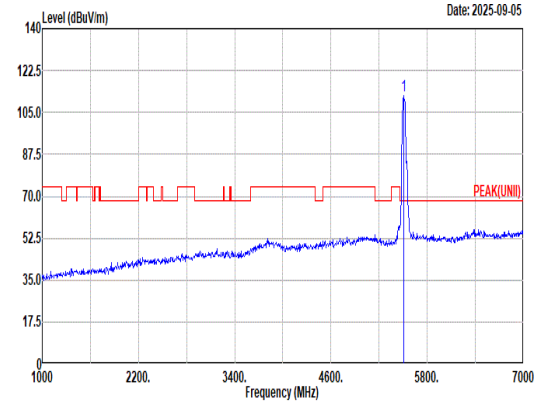 Site : 03CH23-HY Condition: PEAK(UNII) 3m DRH18-E_LE2C05A18EN_250702 HORIZONTAL : RBW:1000.000kHz VBW:3000.000kHz SWT:Auto Freq Level Limit Line Margin Read Level Ant Factor Cable Loss Preamp Factor Aux Factor APos TPos Remark MHz dBuV/m dBuV/m dB dBuV dB/m dB dB dB cm deg 1 5510.00 111.81 ------ ------ 98.84 32.87 11.01 34.44 3.53 377 115 Peak
Avg	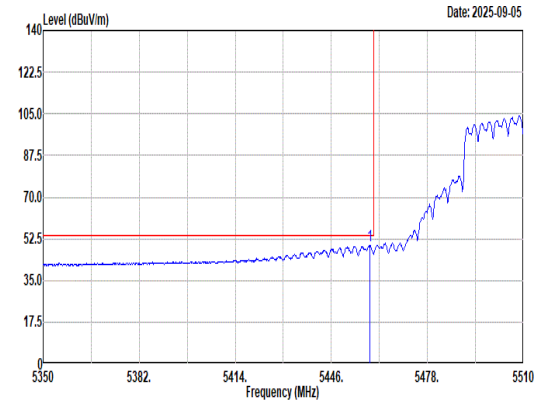 Site : 03CH23-HY Condition: AVG_BE(UNII)_B3 3m DRH18-E_LE2C05A18EN_250702 HORIZONTAL : RBW:1000.000kHz VBW:2.000kHz SWT:Auto Freq Level Limit Line Margin Read Level Ant Factor Cable Loss Preamp Factor Aux Factor APos TPos Remark MHz dBuV/m dBuV/m dB dBuV dB/m dB dB dB cm deg 1 5458.80 49.61 54.00 -4.39 36.81 32.72 10.91 34.34 3.51 377 115 Average	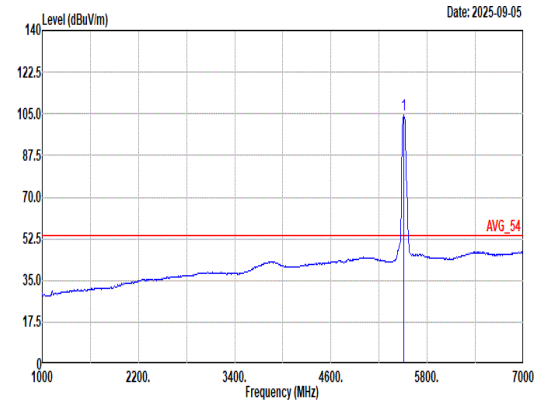 Site : 03CH23-HY Condition: AVG_54 3m DRH18-E_LE2C05A18EN_250702 HORIZONTAL : RBW:1000.000kHz VBW:2.000kHz SWT:Auto Freq Level Limit Line Margin Read Level Ant Factor Cable Loss Preamp Factor Aux Factor APos TPos Remark MHz dBuV/m dBuV/m dB dBuV dB/m dB dB dB cm deg 1 5510.00 104.81 ------ ------ 91.84 32.87 11.01 34.44 3.53 377 115 Average

Mode	36	
	Band Edge - R	
	U-NII-2C_5.47-5.725_802.11ax HE40_CH102_5510MHz	
ANT	1 + 2	
Pol.	Horizontal	Fundamental
Peak	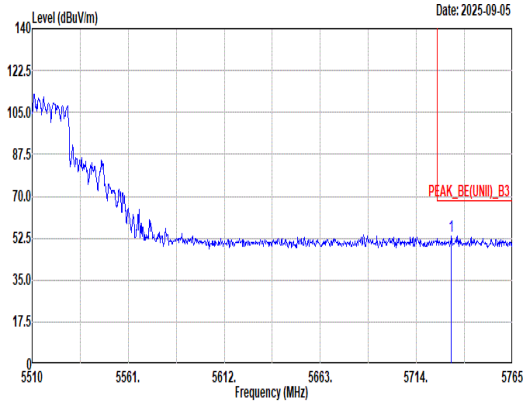 Site : 03CH23-HY Condition: PEAK_BE(UNII)_B3 3m DRH18-E_LE2C05A18EN_250702 HORIZONTAL : RBW:1000.000kHz VBW:3000.000kHz SWT:Auto Freq Level Limit Line Margin Read Level Ant Factor Cable Loss Preamp Factor Aux Factor APos TPos Remark MHz dBuV/m dBuV/m dB dBuV dB/m dB dB dB cm deg 1 5732.62 53.40 68.20 -14.80 39.12 33.93 11.21 34.45 3.59 377 115 Peak	Blank

Mode	36	
	Band Edge - L	
	U-NII-2C_5.47-5.725_802.11ax HE40_CH102_5510MHz	
ANT	1 + 2	
Pol.	Vertical	Fundamental
Peak	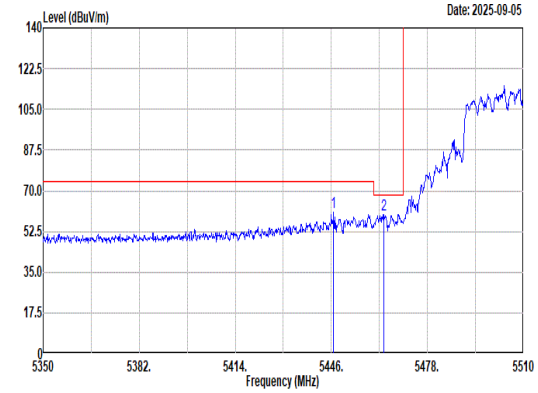 Site : 03CH23-HY Condition: PEAK_BE(UNII)_B3 3m DRH18-E_LE2C05A18EN_250702 VERTICAL : RBW:1000.000kHz VBW:3000.000kHz SWT:Auto Freq Level Limit Line Margin Read Level Ant Factor Cable Loss Preamp Factor Aux Factor APos TPos Remark MHz dBuV/m dBuV/m dB dBuV dB/m dB dB dB cm deg 1 5446.80 60.81 74.00 -13.19 48.03 32.69 10.89 34.31 3.51 282 130 Peak 2 5463.60 59.76 68.20 -8.44 46.94 32.73 10.92 34.35 3.52 282 130 Peak	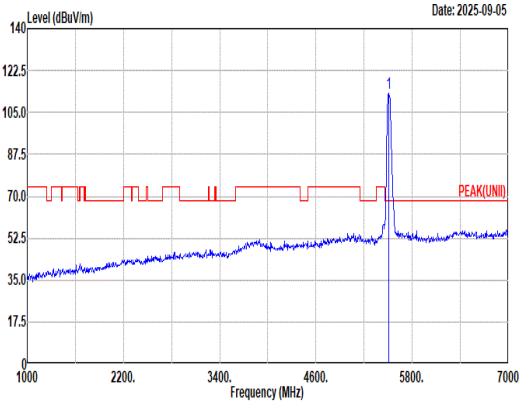 Site : 03CH23-HY Condition: PEAK(UNII) 3m DRH18-E_LE2C05A18EN_250702 VERTICAL : RBW:1000.000kHz VBW:3000.000kHz SWT:Auto Freq Level Limit Line Margin Read Level Ant Factor Cable Loss Preamp Factor Aux Factor APos TPos Remark MHz dBuV/m dBuV/m dB dBuV dB/m dB dB dB cm deg 1 5510.00 112.98 ------ ------ 100.05 32.84 11.00 34.44 3.53 282 130 Peak
Avg	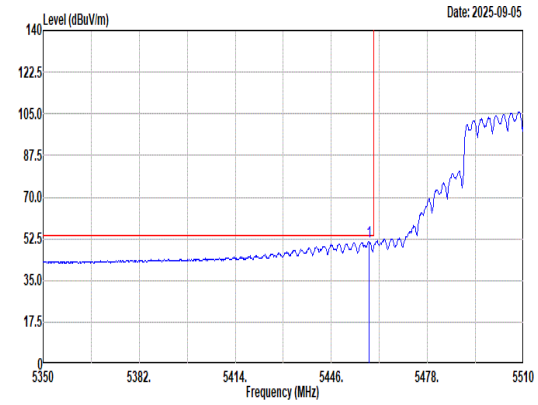 Site : 03CH23-HY Condition: AVG_BE(UNII)_B3 3m DRH18-E_LE2C05A18EN_250702 VERTICAL : RBW:1000.000kHz VBW:2.000kHz SWT:Auto Freq Level Limit Line Margin Read Level Ant Factor Cable Loss Preamp Factor Aux Factor APos TPos Remark MHz dBuV/m dBuV/m dB dBuV dB/m dB dB dB cm deg 1 5458.64 51.26 54.00 -2.74 38.46 32.72 10.91 34.34 3.51 282 130 Average	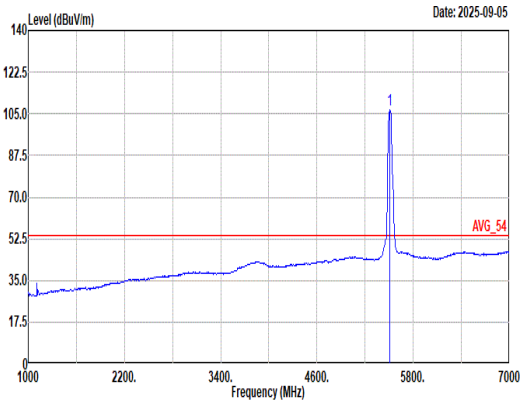 Site : 03CH23-HY Condition: AVG_54 3m DRH18-E_LE2C05A18EN_250702 VERTICAL : RBW:1000.000kHz VBW:2.000kHz SWT:Auto Freq Level Limit Line Margin Read Level Ant Factor Cable Loss Preamp Factor Aux Factor APos TPos Remark MHz dBuV/m dBuV/m dB dBuV dB/m dB dB dB cm deg 1 5510.00 106.77 ------ ------ 93.80 32.87 11.01 34.44 3.53 282 130 Average

Mode	36	
	Band Edge - R	
	U-NII-2C_5.47-5.725_802.11ax HE40_CH102_5510MHz	
ANT	1 + 2	
Pol.	Vertical	Fundamental
Peak	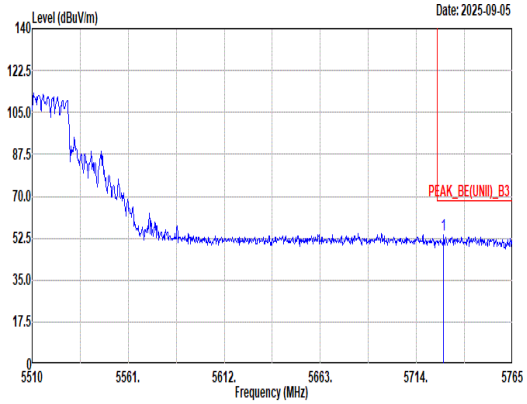 Site : 03CH23-HY Condition: PEAK_BE(UNII)_B3 3m DRH18-E_LE2C05A18EN_250702 VERTICAL : RBW:1000.000kHz VBW:3000.000kHz SWT:Auto Limit Read Ant Cable Preamp Aux APos TPos Freq Level Line Margin Level Factor Loss Factor Factor Remark MHz dBuV/m dBuV/m dB dBuV dB/m dB dB dB cm deg 1 5728.54 53.84 68.20 -14.36 39.59 33.91 11.20 34.45 3.59 282 130 Peak	Blank

Mode	36	
	Harmonic	
	U-NII-2C_5.47-5.725_802.11ax HE40_CH102_5510MHz	
ANT	1 + 2	
Pol.	Horizontal	Vertical
Peak Avg	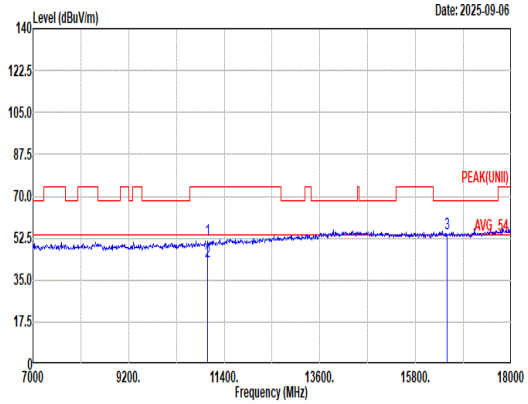 Site : 03CH23-HY Condition: PEAK(UNII) 3m DRH18-E_LE2C05A18EN_250702 HORIZONTAL Freq Level Limit Line Margin Read Level Ant Factor Cable Loss Preamp Factor Aux Factor APos TPos Remark MHz dBuV/m dBuV/m dB dBuV dB/m dB dB dB cm deg 1 11020.00 51.82 74.00 -22.18 36.13 37.94 15.38 39.85 2.22 304 100 Peak 2 11020.00 42.80 54.00 -11.20 27.11 37.94 15.38 39.85 2.22 304 100 Average 3 16530.00 54.39 68.20 -13.81 38.02 40.66 18.85 45.88 2.74 -- -- Peak	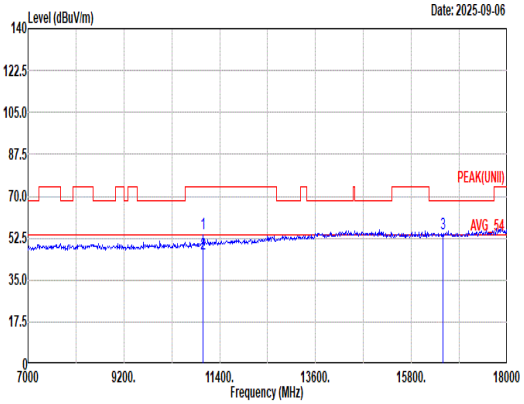 Site : 03CH23-HY Condition: PEAK(UNII) 3m DRH18-E_LE2C05A18EN_250702 VERTICAL Freq Level Limit Line Margin Read Level Ant Factor Cable Loss Preamp Factor Aux Factor APos TPos Remark MHz dBuV/m dBuV/m dB dBuV dB/m dB dB dB cm deg 1 11020.00 54.57 74.00 -19.43 38.88 37.94 15.38 39.85 2.22 238 168 Peak 2 11020.00 45.87 54.00 -8.13 30.18 37.94 15.38 39.85 2.22 238 168 Average 3 16530.00 54.67 68.20 -13.53 38.30 40.66 18.85 45.88 2.74 -- -- Peak

Mode	36	
	Harmonic	
	U-NII-2C_5.47-5.725_802.11ax HE40_CH102_5510MHz	
ANT	1 + 2	
Pol.	Horizontal	Vertical
10.6G ~18G Avg	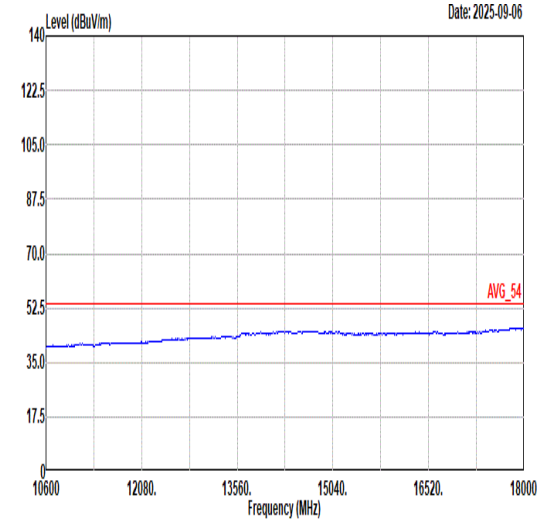 Site : 03CH23-HY Condition: AVG_54 3m DRH18-E_LE2C05A18EN_250702 HORIZONTAL	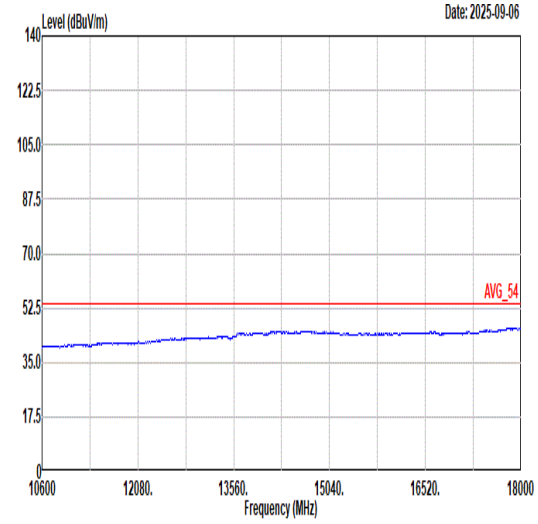 Site : 03CH23-HY Condition: AVG_54 3m DRH18-E_LE2C05A18EN_250702 VERTICAL

Mode	37	
	Band Edge - L	
	U-NII-2C_5.47-5.725_802.11ax HE40_CH110_5550MHz	
ANT	1 + 2	
Pol.	Horizontal	Fundamental
Peak	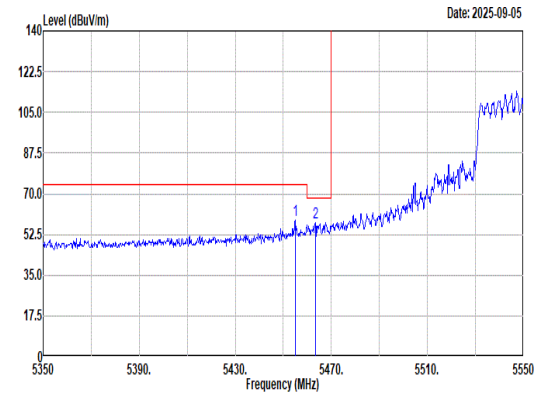 Site : 03CH23-HY Condition: PEAK_BE(UNII)_B3 3m DRH18-E_LE2C05A18EN_250702 HORIZONTAL : RBW:1000.000kHz VBW:3000.000kHz SWT:Auto Freq Level Limit Line Margin Read Level Ant Factor Cable Loss Preamp Factor Aux Factor APos TPos Remark MHz dBuV/m dBuV/m dB dBuV dB/m dB dB dB cm deg 1 5455.00 58.47 74.00 -15.53 45.67 32.71 10.91 34.33 3.51 399 116 Peak 2 5463.40 57.72 68.20 -10.48 44.90 32.73 10.92 34.35 3.52 399 116 Peak	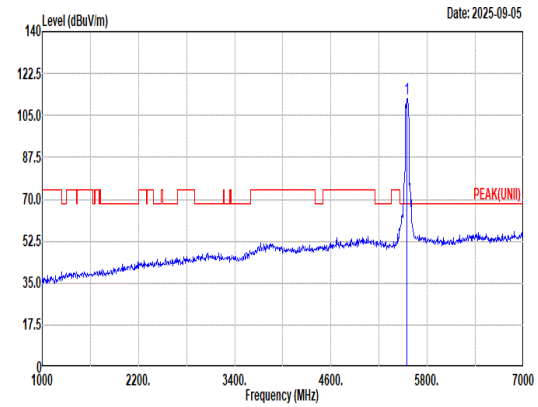 Site : 03CH23-HY Condition: PEAK(UNII) 3m DRH18-E_LE2C05A18EN_250702 HORIZONTAL : RBW:1000.000kHz VBW:3000.000kHz SWT:Auto Freq Level Limit Line Margin Read Level Ant Factor Cable Loss Preamp Factor Aux Factor APos TPos Remark MHz dBuV/m dBuV/m dB dBuV dB/m dB dB dB cm deg 1 5550.00 112.17 ------ ------ 98.91 33.09 11.07 34.44 3.54 399 116 Peak
Avg	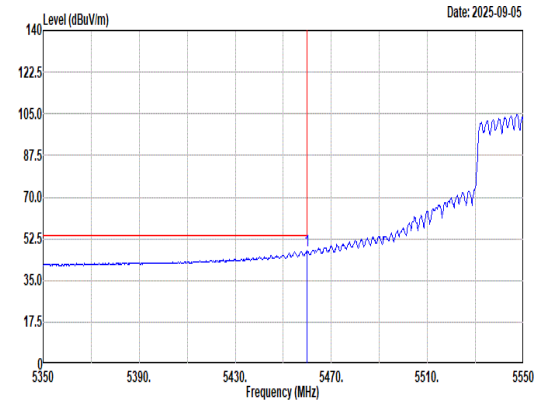 Site : 03CH23-HY Condition: AVG_BE(UNII)_B3 3m DRH18-E_LE2C05A18EN_250702 HORIZONTAL : RBW:1000.000kHz VBW:2.000kHz SWT:Auto Freq Level Limit Line Margin Read Level Ant Factor Cable Loss Preamp Factor Aux Factor APos TPos Remark MHz dBuV/m dBuV/m dB dBuV dB/m dB dB dB cm deg 1 5459.80 47.72 54.00 -6.28 34.92 32.72 10.91 34.34 3.51 399 116 Average	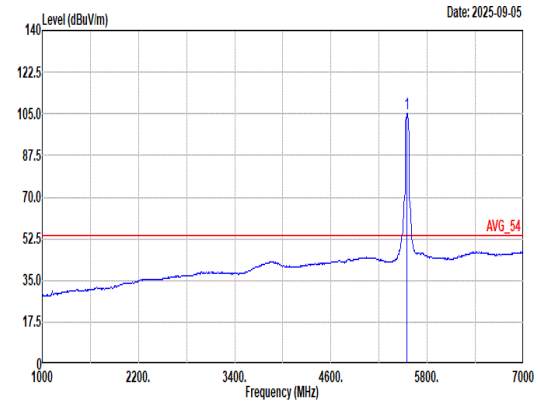 Site : 03CH23-HY Condition: AVG_54 3m DRH18-E_LE2C05A18EN_250702 HORIZONTAL : RBW:1000.000kHz VBW:2.000kHz SWT:Auto Freq Level Limit Line Margin Read Level Ant Factor Cable Loss Preamp Factor Aux Factor APos TPos Remark MHz dBuV/m dBuV/m dB dBuV dB/m dB dB dB cm deg 1 5550.00 105.27 ------ ------ 91.98 33.11 11.08 34.44 3.54 399 116 Average

Mode	37	
	Band Edge - R	
	U-NII-2C_5.47-5.725_802.11ax HE40_CH110_5550MHz	
ANT	1 + 2	
Pol.	Horizontal	Fundamental
Peak	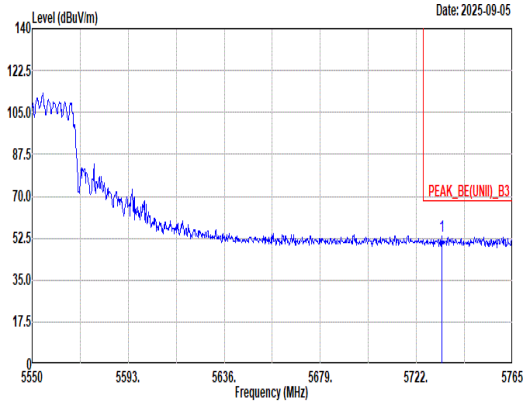 Site : 03CH23-HY Condition: PEAK_BE(UNII)_B3 3m DRH18-E_LE2C05A18EN_250702 HORIZONTAL : RBW:1000.000kHz VBW:3000.000kHz SWT:Auto Freq Level Limit Line Margin Read Level Ant Factor Cable Loss Preamp Factor Aux Factor APos TPos Remark MHz dBuV/m dBuV/m dB dBuV dB/m dB dB dB cm deg 1 5733.40 53.53 68.20 -14.67 39.25 33.93 11.21 34.45 3.59 399 116 Peak	Blank

Mode	37	
	Band Edge - L	
	U-NII-2C_5.47-5.725_802.11ax HE40_CH110_5550MHz	
ANT	1 + 2	
Pol.	Vertical	Fundamental
Peak	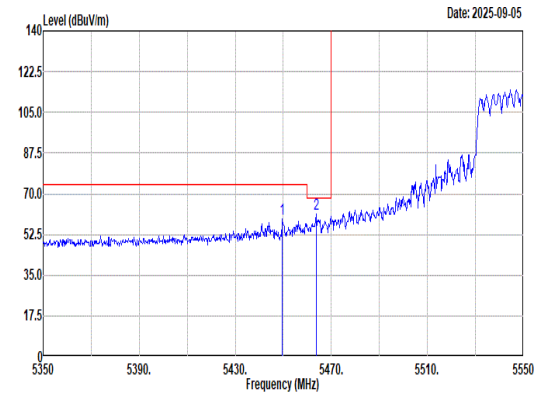 Site : 03CH23-HY Condition: PEAK_BE(UNII)_B3 3m DRH18-E_LE2C05A18EN_250702 VERTICAL : RBW:1000.000kHz VBW:3000.000kHz SWT:Auto Freq Level Limit Line Margin Read Level Ant Factor Cable Loss Preamp Factor Aux Factor APos TPos Remark MHz dBuV/m dBuV/m dB dBuV dB/m dB dB dB cm deg 1 5449.60 59.14 74.00 -14.86 46.34 32.70 10.90 34.31 3.51 278 129 Peak 2 5463.60 61.36 68.20 -6.84 48.54 32.73 10.92 34.35 3.52 278 129 Peak	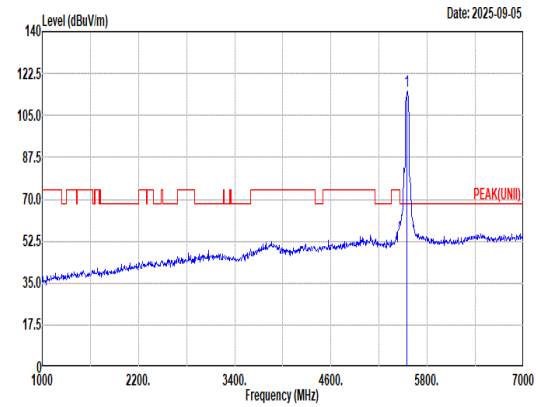 Site : 03CH23-HY Condition: PEAK(UNII) 3m DRH18-E_LE2C05A18EN_250702 VERTICAL : RBW:1000.000kHz VBW:3000.000kHz SWT:Auto Freq Level Limit Line Margin Read Level Ant Factor Cable Loss Preamp Factor Aux Factor APos TPos Remark MHz dBuV/m dBuV/m dB dBuV dB/m dB dB dB cm deg 1 5550.00 115.28 ------ ------ 101.99 33.11 11.08 34.44 3.54 278 129 Peak
Avg	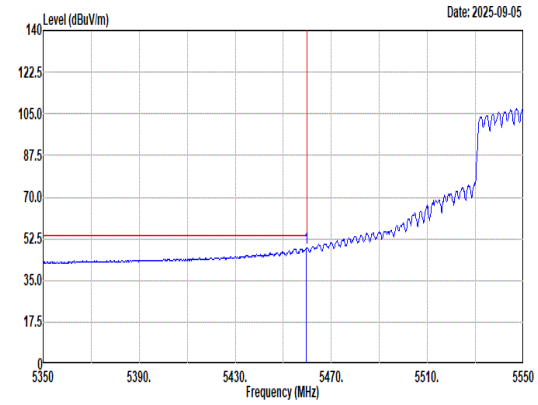 Site : 03CH23-HY Condition: AVG_BE(UNII)_B3 3m DRH18-E_LE2C05A18EN_250702 VERTICAL : RBW:1000.000kHz VBW:2.000kHz SWT:Auto Freq Level Limit Line Margin Read Level Ant Factor Cable Loss Preamp Factor Aux Factor APos TPos Remark MHz dBuV/m dBuV/m dB dBuV dB/m dB dB dB cm deg 1 5459.60 48.79 54.00 -5.21 35.99 32.72 10.91 34.34 3.51 278 129 Average	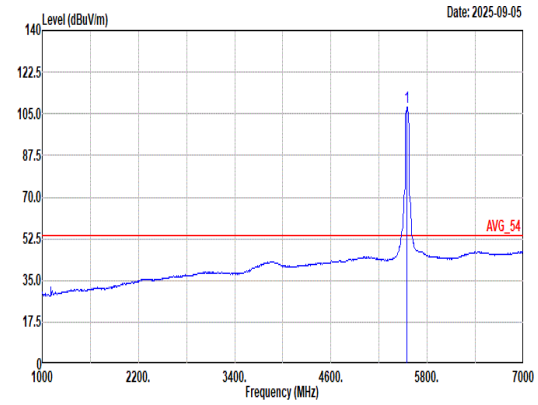 Site : 03CH23-HY Condition: AVG_54 3m DRH18-E_LE2C05A18EN_250702 VERTICAL : RBW:1000.000kHz VBW:2.000kHz SWT:Auto Freq Level Limit Line Margin Read Level Ant Factor Cable Loss Preamp Factor Aux Factor APos TPos Remark MHz dBuV/m dBuV/m dB dBuV dB/m dB dB dB cm deg 1 5550.00 107.94 ------ ------ 94.68 33.09 11.07 34.44 3.54 278 129 Average

Mode	37	
	Band Edge - R	
	U-NII-2C_5.47-5.725_802.11ax HE40_CH110_5550MHz	
ANT	1 + 2	
Pol.	Vertical	Fundamental
Peak	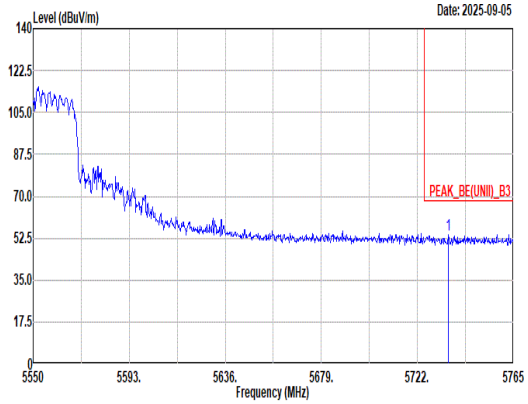 Site : 03CH23-HY Condition: PEAK_BE(UNII)_B3 3m DRH18-E_LE2C05A18EN_250702 VERTICAL : RBW:1000.000kHz VBW:3000.000kHz SWT:Auto Limit Read Ant Cable Preamp Aux APos TPos Freq Level Line Margin Level Factor Loss Factor Factor Remark MHz dBuV/m dBuV/m dB dBuV dB/m dB dB dB cm deg 1 5735.98 54.04 68.20 -14.16 39.75 33.94 11.21 34.45 3.59 278 129 Peak	Blank

Mode	37	
	Harmonic	
	U-NII-2C_5.47-5.725_802.11ax HE40_CH110_5550MHz	
ANT	1 + 2	
Pol.	Horizontal	Vertical
Peak Avg	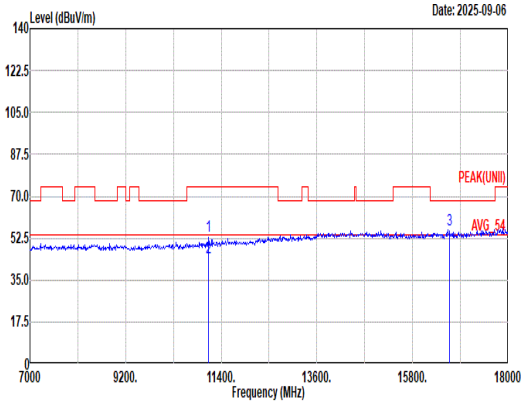 Site : 03CH23-HY Condition: PEAK(UNII) 3m DRH18-E_LE2C05A18EN_250702 HORIZONTAL Freq Level Limit Line Margin Read Level Ant Factor Cable Loss Preamp Factor Aux Factor APos TPos Remark MHz dBuV/m dBuV/m dB dBuV dB/m dB dB dB cm deg 1 11100.00 53.11 74.00 -20.89 37.14 38.20 15.44 39.90 2.23 316 100 Peak 2 11100.00 44.13 54.00 -9.87 28.16 38.20 15.44 39.90 2.23 316 100 Average 3 16650.00 55.77 68.20 -12.43 39.25 40.80 18.91 45.99 2.80 -- -- Peak	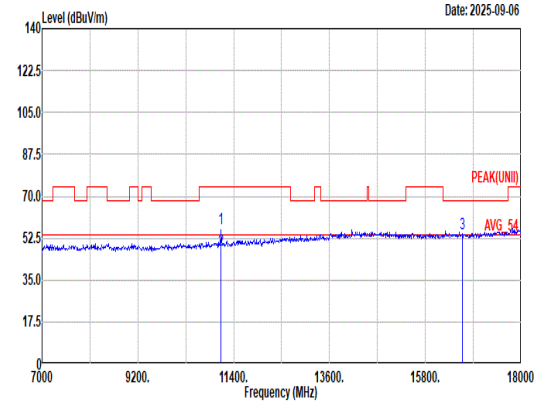 Site : 03CH23-HY Condition: PEAK(UNII) 3m DRH18-E_LE2C05A18EN_250702 VERTICAL Freq Level Limit Line Margin Read Level Ant Factor Cable Loss Preamp Factor Aux Factor APos TPos Remark MHz dBuV/m dBuV/m dB dBuV dB/m dB dB dB cm deg 1 11100.00 56.45 74.00 -17.55 40.48 38.20 15.44 39.90 2.23 239 166 Peak 2 11100.00 47.70 54.00 -6.30 31.73 38.20 15.44 39.90 2.23 239 166 Average 3 16650.00 54.23 68.20 -13.97 37.71 40.80 18.91 45.99 2.80 -- -- Peak

Mode	37	
	Harmonic	
	U-NII-2C_5.47-5.725_802.11ax HE40_CH110_5550MHz	
ANT	1 + 2	
Pol.	Horizontal	Vertical
10.6G ~18G Avg	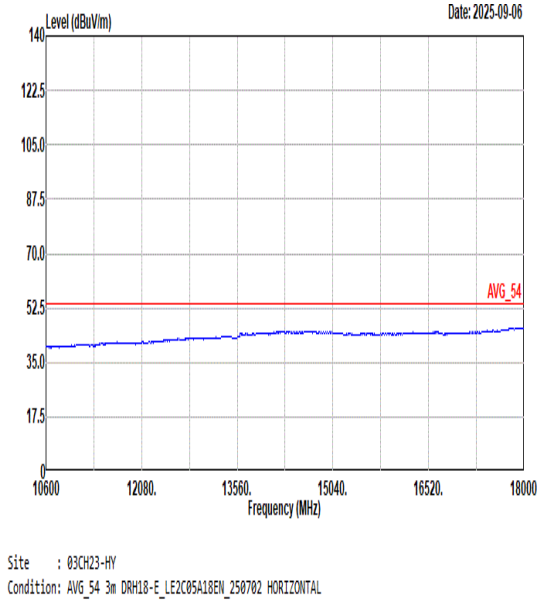	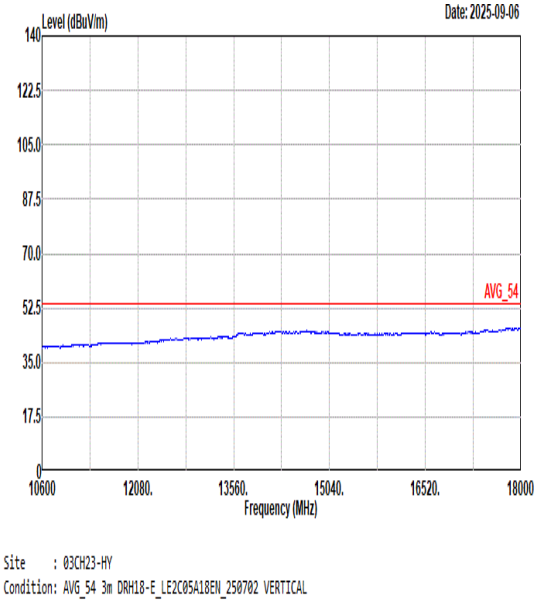

Mode	38	
	Band Edge - L	
	U-NII-2C_5.47-5.725_802.11ax HE40_CH134_5670MHz	
ANT	1 + 2	
Pol.	Horizontal	Fundamental
Peak	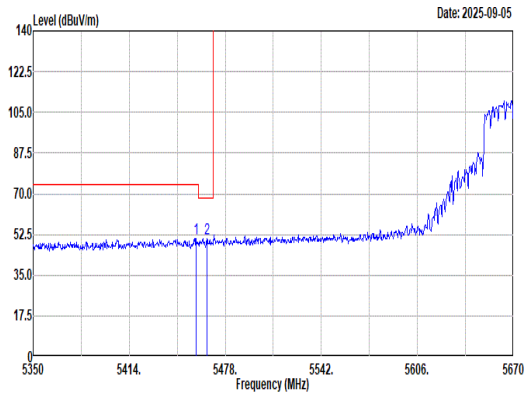 Site : 03CH23-HY Condition: PEAK_BE(UNII)_B3 3m DRH18-E_LE2C05A18EN_250702 HORIZONTAL : RBW:1000.000kHz VBW:3000.000kHz SWT:Auto Freq Level Limit Line Margin Read Level Ant Factor Cable Loss Preamp Factor Aux Factor APos TPos Remark MHz dBuV/m dBuV/m dB dBuV dB/m dB dB dB cm deg 1 5458.48 50.72 74.00 -23.28 37.92 32.72 10.91 34.34 3.51 384 116 Peak 2 5465.84 50.86 68.20 -17.34 38.03 32.73 10.93 34.35 3.52 384 116 Peak	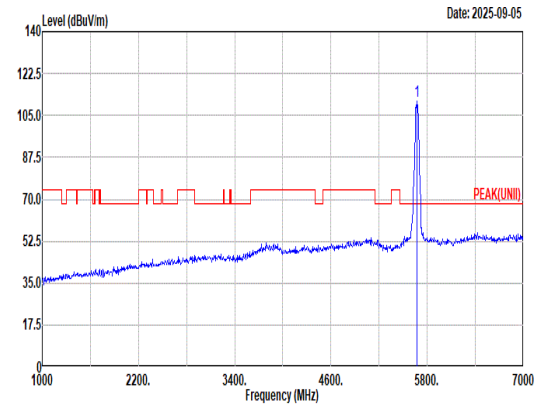 Site : 03CH23-HY Condition: PEAK(UNII) 3m DRH18-E_LE2C05A18EN_250702 HORIZONTAL : RBW:1000.000kHz VBW:3000.000kHz SWT:Auto Freq Level Limit Line Margin Read Level Ant Factor Cable Loss Preamp Factor Aux Factor APos TPos Remark MHz dBuV/m dBuV/m dB dBuV dB/m dB dB dB cm deg 1 5670.00 111.18 ------ ------ 97.23 33.64 11.19 34.45 3.57 384 116 Peak
Avg	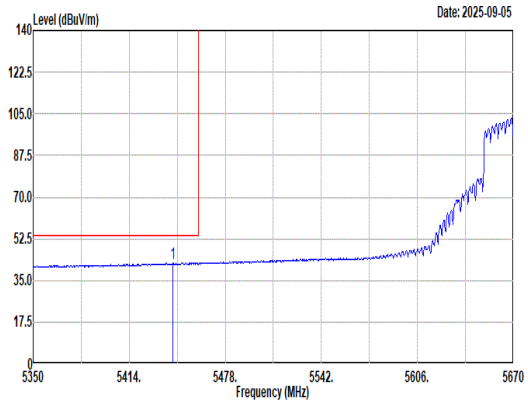 Site : 03CH23-HY Condition: AVG_BE(UNII)_B3 3m DRH18-E_LE2C05A18EN_250702 HORIZONTAL : RBW:1000.000kHz VBW:2.000kHz SWT:Auto Freq Level Limit Line Margin Read Level Ant Factor Cable Loss Preamp Factor Aux Factor APos TPos Remark MHz dBuV/m dBuV/m dB dBuV dB/m dB dB dB cm deg 1 5443.12 42.42 54.00 -11.58 29.63 32.69 10.89 34.30 3.51 384 116 Average	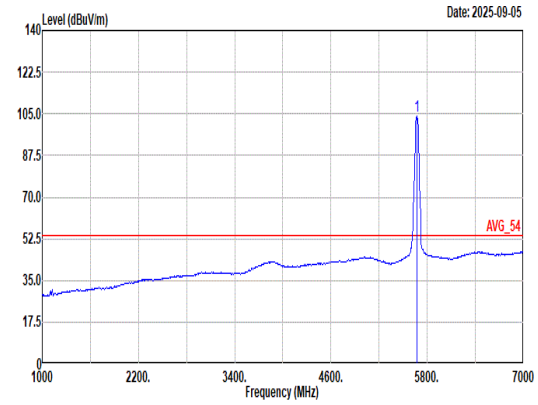 Site : 03CH23-HY Condition: AVG_54 3m DRH18-E_LE2C05A18EN_250702 HORIZONTAL : RBW:1000.000kHz VBW:2.000kHz SWT:Auto Freq Level Limit Line Margin Read Level Ant Factor Cable Loss Preamp Factor Aux Factor APos TPos Remark MHz dBuV/m dBuV/m dB dBuV dB/m dB dB dB cm deg 1 5670.00 104.31 ------ ------ 90.40 33.61 11.18 34.45 3.57 384 116 Average

Mode	38	
	Band Edge - R	
	U-NII-2C_5.47-5.725_802.11ax HE40_CH134_5670MHz	
ANT	1 + 2	
Pol.	Horizontal	Fundamental
Peak	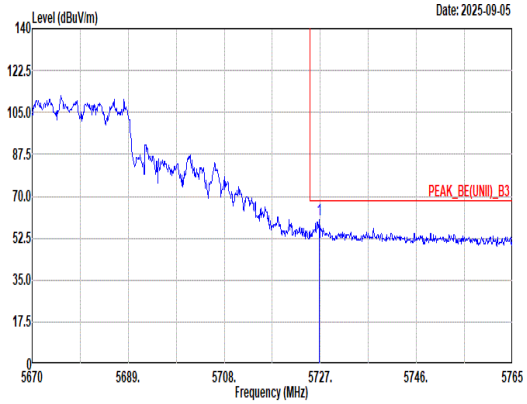 Site : 03CH23-HY Condition: PEAK_BE(UNII)_B3 3m DRH18-E_LE2C05A18EN_250702 HORIZONTAL : RBW:1000.000kHz VBW:3000.000kHz SWT:Auto Freq Level Limit Line Margin Read Level Ant Factor Cable Loss Preamp Factor Aux Factor APos TPos Remark MHz dBuV/m dBuV/m dB dBuV dB/m dB dB dB cm deg 1 5726.81 60.13 68.20 -8.07 45.88 33.91 11.20 34.45 3.59 384 116 Peak	Blank

Mode	38	
	Band Edge - L	
	U-NII-2C_5.47-5.725_802.11ax HE40_CH134_5670MHz	
ANT	1 + 2	
Pol.	Vertical	Fundamental
Peak	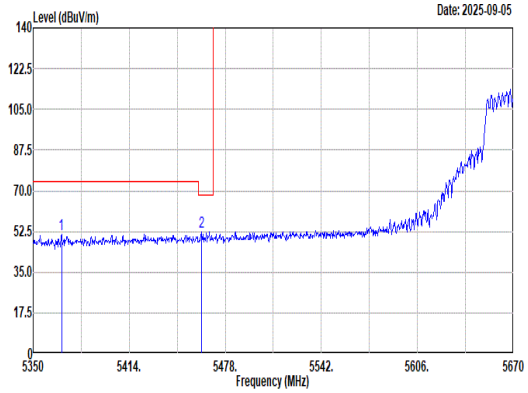 Site : 03CH23-HY Condition: PEAK_BE(UNII)_B3 3m DRH18-E_LE2C05A18EN_250702 VERTICAL : RBW:1000.000kHz VBW:3000.000kHz SWT:Auto Freq Level Limit Line Margin Read Level Ant Factor Cable Loss Preamp Factor Aux Factor APos TPos Remark MHz dBuV/m dBuV/m dB dBuV dB/m dB dB dB cm deg 1 5368.88 51.02 74.00 -22.98 38.32 32.54 10.78 34.11 3.49 272 146 Peak 2 5462.00 52.24 68.20 -15.96 39.42 32.72 10.92 34.34 3.52 272 146 Peak	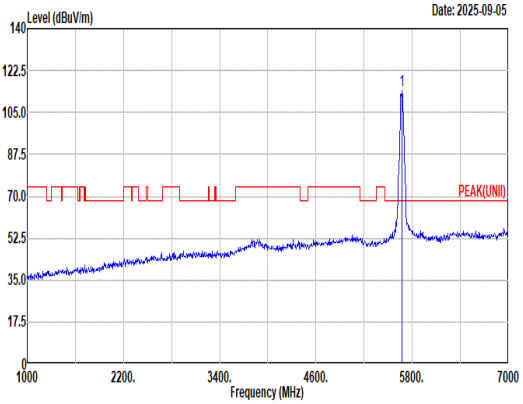 Site : 03CH23-HY Condition: PEAK(UNII) 3m DRH18-E_LE2C05A18EN_250702 VERTICAL : RBW:1000.000kHz VBW:3000.000kHz SWT:Auto Freq Level Limit Line Margin Read Level Ant Factor Cable Loss Preamp Factor Aux Factor APos TPos Remark MHz dBuV/m dBuV/m dB dBuV dB/m dB dB dB cm deg 1 5670.00 113.99 ------ ------ 100.04 33.64 11.19 34.45 3.57 272 146 Peak
Avg	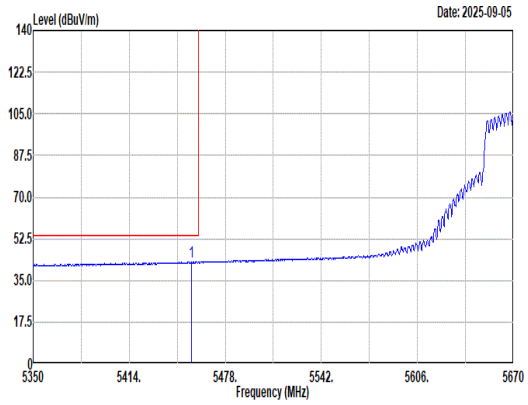 Site : 03CH23-HY Condition: AVG_BE(UNII)_B3 3m DRH18-E_LE2C05A18EN_250702 VERTICAL : RBW:1000.000kHz VBW:2.000kHz SWT:Auto Freq Level Limit Line Margin Read Level Ant Factor Cable Loss Preamp Factor Aux Factor APos TPos Remark MHz dBuV/m dBuV/m dB dBuV dB/m dB dB dB cm deg 1 5455.28 42.94 54.00 -11.06 30.14 32.71 10.91 34.33 3.51 272 146 Average	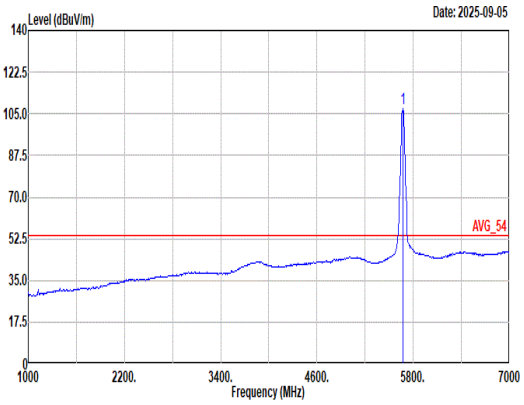 Site : 03CH23-HY Condition: AVG_54 3m DRH18-E_LE2C05A18EN_250702 VERTICAL : RBW:1000.000kHz VBW:2.000kHz SWT:Auto Freq Level Limit Line Margin Read Level Ant Factor Cable Loss Preamp Factor Aux Factor APos TPos Remark MHz dBuV/m dBuV/m dB dBuV dB/m dB dB dB cm deg 1 5670.00 107.08 ------ ------ 93.13 33.64 11.19 34.45 3.57 272 146 Average

Mode	38	
	Band Edge - R	
	U-NII-2C_5.47-5.725_802.11ax HE40_CH134_5670MHz	
ANT	1 + 2	
Pol.	Vertical	Fundamental
Peak	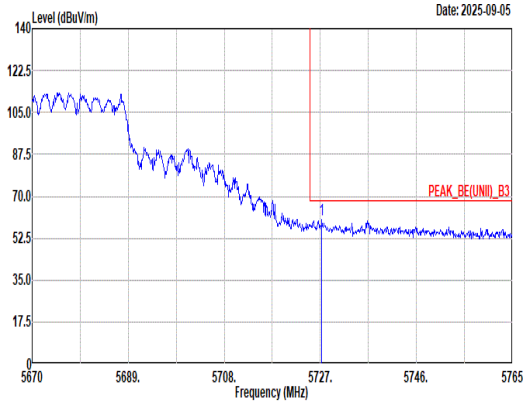 Site : 03CH23-HY Condition: PEAK_BE(UNII)_B3 3m DRH18-E_LE2C05A18EN_250702 VERTICAL : RBW:1000.000kHz VBW:3000.000kHz SWT:Auto Limit Read Ant Cable Preamp Aux APos TPos Freq Level Line Margin Level Factor Loss Factor Factor Remark MHz dBuV/m dBuV/m dB dBuV dB/m dB dB dB cm deg 1 5727.29 60.14 68.20 -8.06 45.89 33.91 11.20 34.45 3.59 272 146 Peak	Blank

Mode	38	
	Harmonic	
	U-NII-2C_5.47-5.725_802.11ax HE40_CH134_5670MHz	
ANT	1 + 2	
Pol.	Horizontal	Vertical
Peak Avg	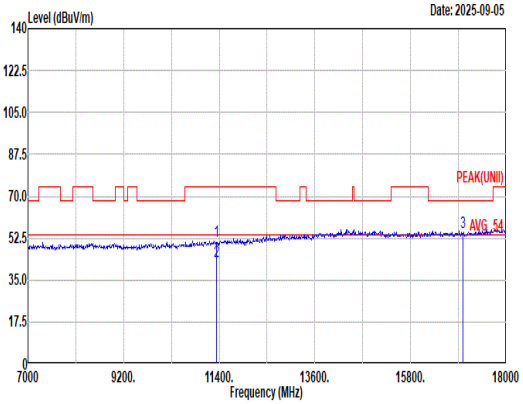 Site : 03CH23-HY Condition: PEAK(UNII) 3m DRH18-E_LE2C05A18EN_250702 HORIZONTAL Freq Level Limit Line Margin Read Level Ant Factor Cable Loss Preamp Factor Aux Factor APos TPos Remark MHz dBuV/m dBuV/m dB dBuV dB/m dB dB dB cm deg 1 11340.00 51.31 74.00 -22.69 35.03 38.48 15.60 40.06 2.26 282 92 Peak 2 11340.00 42.62 54.00 -11.38 26.34 38.48 15.60 40.06 2.26 282 92 Average 3 17010.00 55.09 68.20 -13.11 38.80 40.58 19.09 46.33 2.95 -- -- Peak	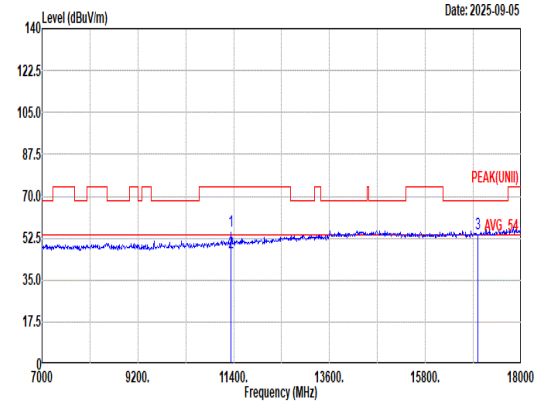 Site : 03CH23-HY Condition: PEAK(UNII) 3m DRH18-E_LE2C05A18EN_250702 VERTICAL Freq Level Limit Line Margin Read Level Ant Factor Cable Loss Preamp Factor Aux Factor APos TPos Remark MHz dBuV/m dBuV/m dB dBuV dB/m dB dB dB cm deg 1 11340.00 55.55 74.00 -18.45 39.27 38.48 15.60 40.06 2.26 240 164 Peak 2 11340.00 46.73 54.00 -7.27 30.45 38.48 15.60 40.06 2.26 240 164 Average 3 17010.00 54.59 68.20 -13.61 38.30 40.58 19.09 46.33 2.95 -- -- Peak

Mode	38	
	Harmonic	
	U-NII-2C_5.47-5.725_802.11ax HE40_CH134_5670MHz	
ANT	1 + 2	
Pol.	Horizontal	Vertical
10.6G ~18G Avg	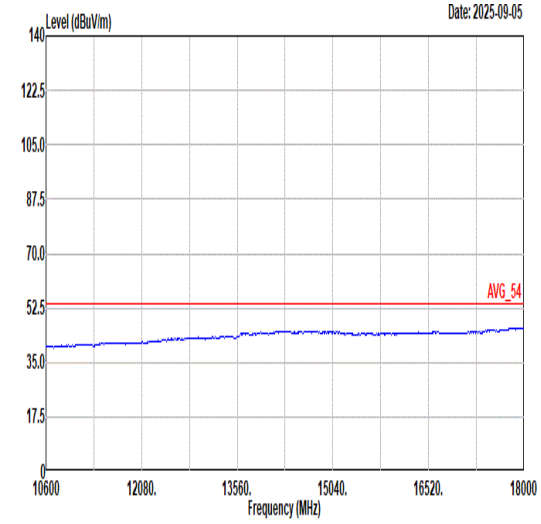 Site : 03CH23-HY Condition: AVG_54 3m DRH18-E_LE2C05A18EN_250702 HORIZONTAL	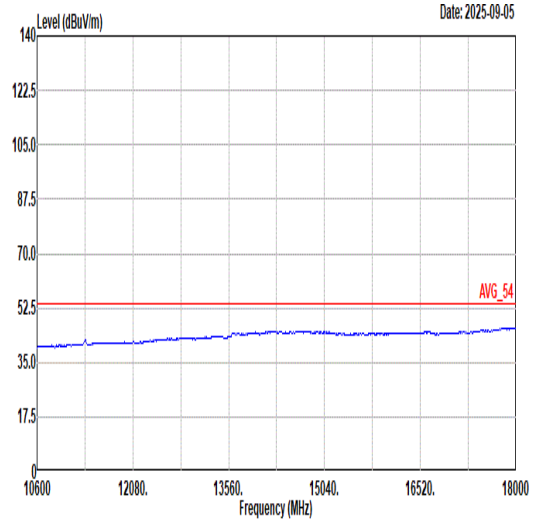 Site : 03CH23-HY Condition: AVG_54 3m DRH18-E_LE2C05A18EN_250702 VERTICAL

Mode	39	
	Band Edge - L	
	U-NII-2C_5.47-5.725_802.11ax HE40_CH142_5710MHz	
ANT	1 + 2	
Pol.	Horizontal	Fundamental
Peak	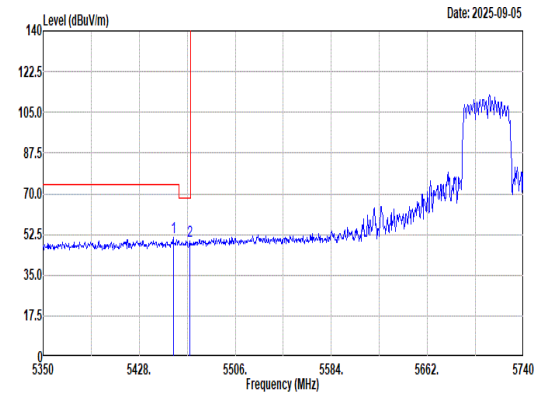 Site : 03CH23-HY Condition: STRADDLES U-NII-1&2A 3m DRH18-E_LE2C05A18EN_250702 HORIZONTAL : RBW:1000.000kHz VBW:3000.000kHz SWT:Auto Freq Level Limit Line Margin Read Level Ant Factor Cable Loss Preamp Factor Aux Factor APos TPos Remark MHz dBuV/m dBuV/m dB dBuV dB/m dB dB dB cm deg 1 5455.69 51.19 74.00 -22.81 38.39 32.71 10.91 34.33 3.51 400 118 Peak 2 5469.34 49.91 68.20 -18.29 37.08 32.74 10.93 34.36 3.52 400 118 Peak	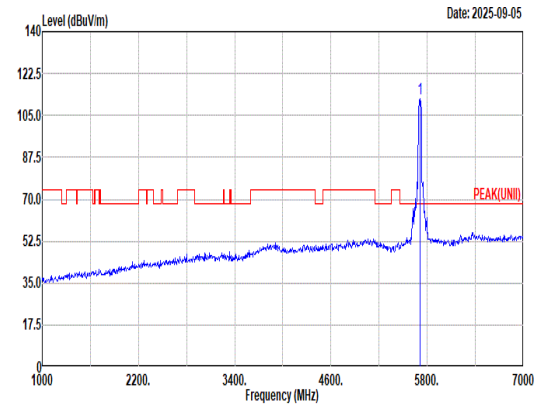 Site : 03CH23-HY Condition: PEAK(UNII) 3m DRH18-E_LE2C05A18EN_250702 HORIZONTAL : RBW:1000.000kHz VBW:3000.000kHz SWT:Auto Freq Level Limit Line Margin Read Level Ant Factor Cable Loss Preamp Factor Aux Factor APos TPos Remark MHz dBuV/m dBuV/m dB dBuV dB/m dB dB dB cm deg 1 5710.00 111.96 ------ ------ 97.79 33.84 11.20 34.45 3.58 400 118 Peak
Avg	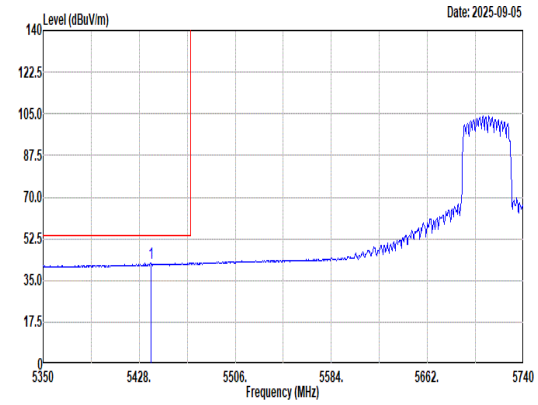 Site : 03CH23-HY Condition: U-NII-1&2A AVERAGE 3m DRH18-E_LE2C05A18EN_250702 HORIZONTAL : RBW:1000.000kHz VBW:2.000kHz SWT:Auto Freq Level Limit Line Margin Read Level Ant Factor Cable Loss Preamp Factor Aux Factor APos TPos Remark MHz dBuV/m dBuV/m dB dBuV dB/m dB dB dB cm deg 1 5437.36 42.21 54.00 -11.79 29.43 32.67 10.88 34.28 3.51 400 118 Average	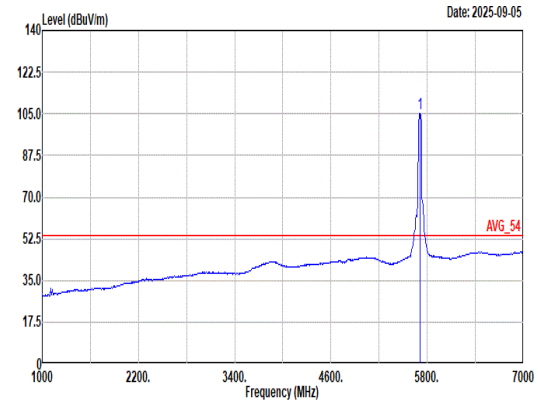 Site : 03CH23-HY Condition: AVG_54 3m DRH18-E_LE2C05A18EN_250702 HORIZONTAL : RBW:1000.000kHz VBW:2.000kHz SWT:Auto Freq Level Limit Line Margin Read Level Ant Factor Cable Loss Preamp Factor Aux Factor APos TPos Remark MHz dBuV/m dBuV/m dB dBuV dB/m dB dB dB cm deg 1 5710.00 105.09 ------ ------ 90.94 33.82 11.20 34.45 3.58 400 118 Average

Mode	39	
	Band Edge - R	
	U-NII-2C_5.47-5.725_802.11ax HE40_CH142_5710MHz	
ANT	1 + 2	
Pol.	Horizontal	Fundamental
Peak	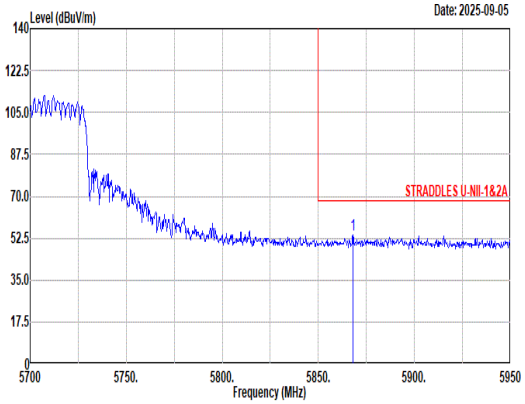 Site : 03CH23-HY Condition: STRADDLES U-NII-1&2A 3m DRH18-E_LE2C05A18EN_250702 HORIZONTAL : RBW:1000.000kHz VBW:3000.000kHz SWT:Auto Freq Level Limit Line Margin Read Level Ant Factor Cable Loss Preamp Factor Aux Factor APos TPos Remark MHz dBuV/m dBuV/m dB dBuV dB/m dB dB dB cm deg 1 5868.00 54.14 68.20 -14.06 39.66 34.06 11.29 34.46 3.59 400 118 Peak	Blank

Mode	39	
	Band Edge - L	
	U-NII-2C_5.47-5.725_802.11ax HE40_CH142_5710MHz	
ANT	1 + 2	
Pol.	Vertical	Fundamental
Peak	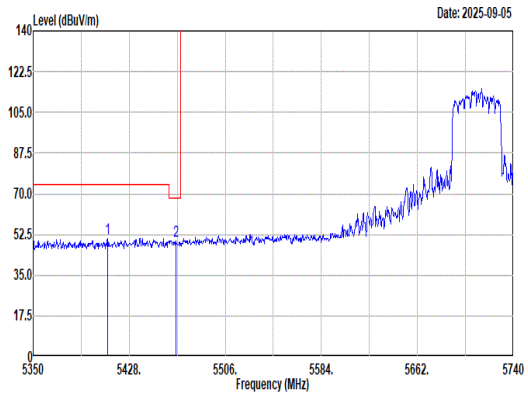 Site : 03CH23-HY Condition: STRADDLES U-NII-1&2A 3m DRH18-E_LE2C05A18EN_250702 VERTICAL : RBW:1000.000kHz VBW:3000.000kHz SWT:Auto Freq Level Limit Line Margin Read Level Ant Factor Cable Loss Preamp Factor Aux Factor APos TPos Remark MHz dBuV/m dBuV/m dB dBuV dB/m dB dB dB cm deg 1 5410.45 50.88 74.00 -23.12 38.15 32.62 10.83 34.22 3.50 289 147 Peak 2 5466.22 49.59 68.20 -18.61 36.77 32.73 10.93 34.36 3.52 289 147 Peak	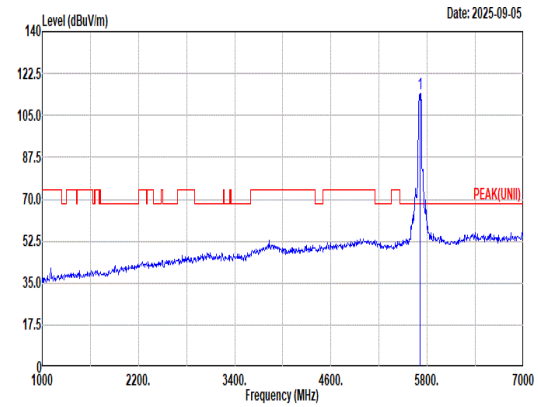 Site : 03CH23-HY Condition: PEAK(UNII) 3m DRH18-E_LE2C05A18EN_250702 VERTICAL : RBW:1000.000kHz VBW:3000.000kHz SWT:Auto Freq Level Limit Line Margin Read Level Ant Factor Cable Loss Preamp Factor Aux Factor APos TPos Remark MHz dBuV/m dBuV/m dB dBuV dB/m dB dB dB cm deg 1 5710.00 114.06 ------ ------ 99.87 33.86 11.20 34.45 3.58 289 147 Peak
Avg	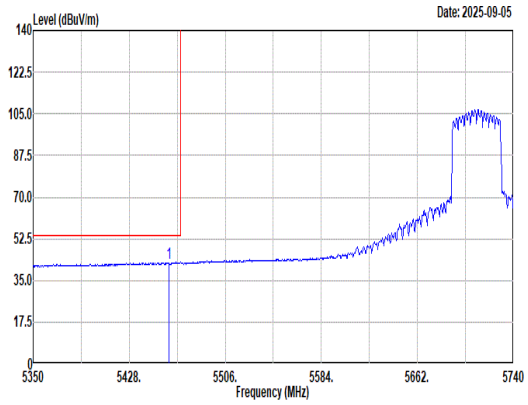 Site : 03CH23-HY Condition: U-NII-1&2A AVERAGE 3m DRH18-E_LE2C05A18EN_250702 VERTICAL : RBW:1000.000kHz VBW:2.000kHz SWT:Auto Freq Level Limit Line Margin Read Level Ant Factor Cable Loss Preamp Factor Aux Factor APos TPos Remark MHz dBuV/m dBuV/m dB dBuV dB/m dB dB dB cm deg 1 5459.98 42.37 54.00 -11.63 29.57 32.72 10.91 34.34 3.51 289 147 Average	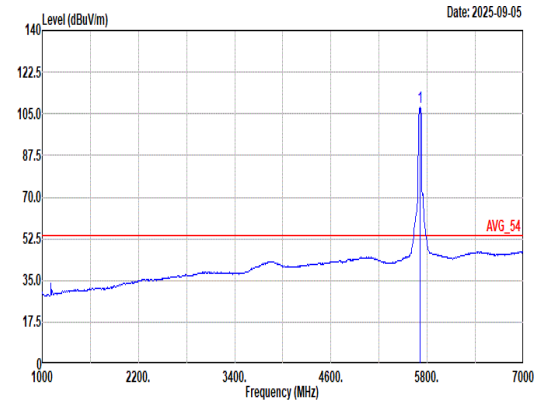 Site : 03CH23-HY Condition: AVG_54 3m DRH18-E_LE2C05A18EN_250702 VERTICAL : RBW:1000.000kHz VBW:2.000kHz SWT:Auto Freq Level Limit Line Margin Read Level Ant Factor Cable Loss Preamp Factor Aux Factor APos TPos Remark MHz dBuV/m dBuV/m dB dBuV dB/m dB dB dB cm deg 1 5710.00 108.01 ------ ------ 93.84 33.84 11.20 34.45 3.58 289 147 Average

Mode	39	
	Band Edge - R	
	U-NII-2C_5.47-5.725_802.11ax HE40_CH142_5710MHz	
ANT	1 + 2	
Pol.	Vertical	Fundamental
Peak	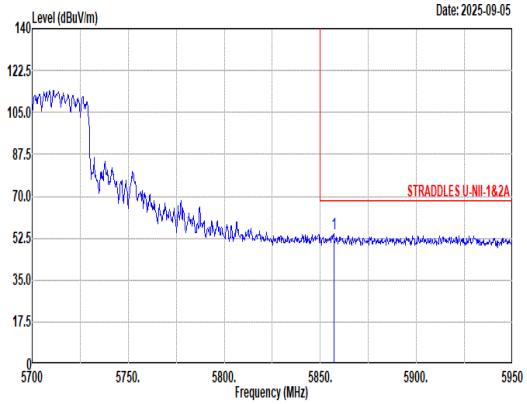 Site : 03CH23-HY Condition: STRADDLES U-NII-1&2A 3m DRH18-E_LE2C05A18EN_250702 VERTICAL : RBW:1000.000kHz VBW:3000.000kHz SWT:Auto Limit Read Ant Cable Preamp Aux APos TPos Freq Level Line Margin Level Factor Loss Factor Factor Remark MHz dBuV/m dBuV/m dB dBuV dB/m dB dB dB cm deg 1 5857.00 54.45 68.20 -13.75 39.95 34.09 11.28 34.46 3.59 289 147 Peak	Blank

Mode	39	
	Harmonic	
	U-NII-2C_5.47-5.725_802.11ax HE40_CH142_5710MHz	
ANT	1 + 2	
Pol.	Horizontal	Vertical
Peak Avg	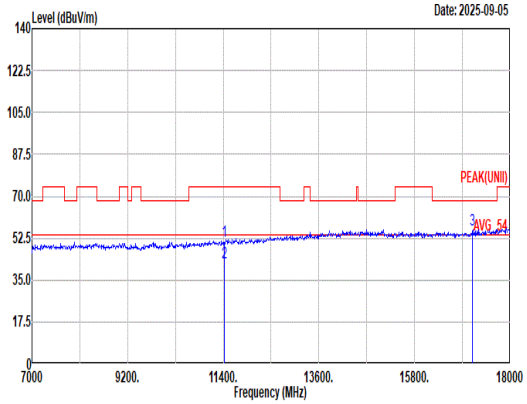 Site : 03CH23-HY Condition: PEAK(UNII) 3m DRH18-E_LE2C05A18EN_250702 HORIZONTAL Freq Level Limit Line Margin Read Level Ant Factor Cable Loss Preamp Factor Aux Factor APos TPos Remark MHz dBuV/m dBuV/m dB dBuV dB/m dB dB dB cm deg 1 11420.00 51.50 74.00 -22.50 35.15 38.54 15.65 40.11 2.27 296 125 Peak 2 11420.00 42.34 54.00 -11.66 25.99 38.54 15.65 40.11 2.27 296 125 Average 3 17130.00 56.01 68.20 -12.19 39.94 40.24 19.17 46.35 3.01 -- -- Peak	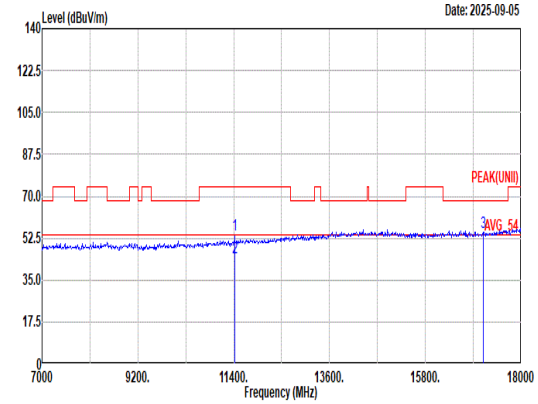 Site : 03CH23-HY Condition: PEAK(UNII) 3m DRH18-E_LE2C05A18EN_250702 VERTICAL Freq Level Limit Line Margin Read Level Ant Factor Cable Loss Preamp Factor Aux Factor APos TPos Remark MHz dBuV/m dBuV/m dB dBuV dB/m dB dB dB cm deg 1 11420.00 54.08 74.00 -19.92 37.73 38.54 15.65 40.11 2.27 244 163 Peak 2 11420.00 44.61 54.00 -9.39 28.26 38.54 15.65 40.11 2.27 244 163 Average 3 17130.00 54.91 68.20 -13.29 38.84 40.24 19.17 46.35 3.01 -- -- Peak

Mode	39	
	Harmonic	
	U-NII-2C_5.47-5.725_802.11ax HE40_CH142_5710MHz	
ANT	1 + 2	
Pol.	Horizontal	Vertical
10.6G ~18G Avg	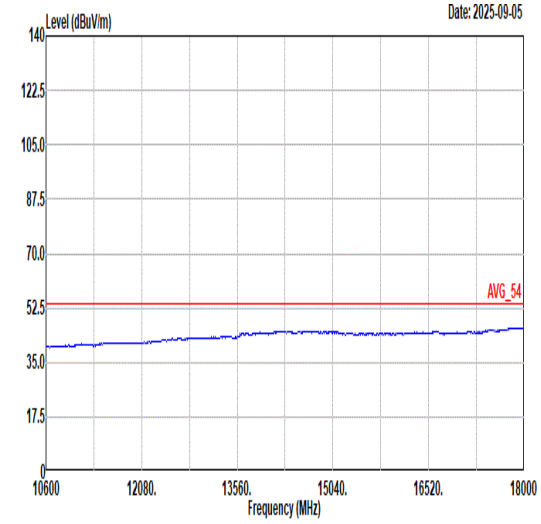 Site : 03CH23-HY Condition: AVG_54 3m DRH18-E_LE2C05A18EN_250702 HORIZONTAL	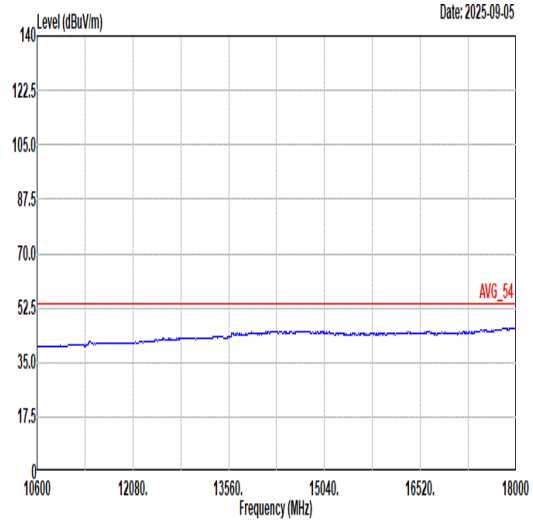 Site : 03CH23-HY Condition: AVG_54 3m DRH18-E_LE2C05A18EN_250702 VERTICAL

Mode	40	
	Band Edge - L	
	U-NII-2C_5.47-5.725_802.11ax HE80_CH106_5530MHz	
ANT	1 + 2	
Pol.	Horizontal	Fundamental
Peak	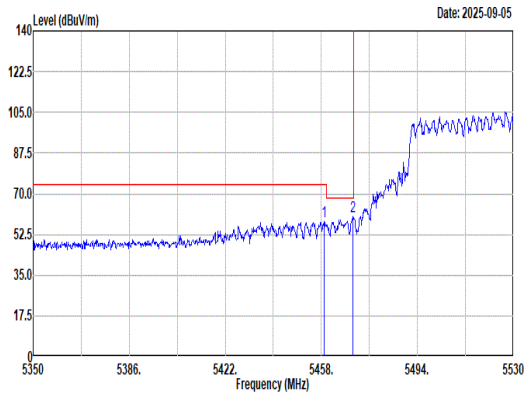 Site : 03CH23-HY Condition: PEAK_BE(UNII)_B3 3m DRH18-E_LE2C05A18EN_250702 HORIZONTAL : RBW:1000.000kHz VBW:3000.000kHz SWT:Auto Freq Level Limit Line Margin Read Level Ant Factor Cable Loss Preamp Factor Aux Factor APos TPos Remark MHz dBuV/m dBuV/m dB dBuV dB/m dB dB dB cm deg 1 5459.08 58.22 74.00 -15.78 45.42 32.72 10.91 34.34 3.51 372 116 Peak 2 5469.88 60.22 68.20 -7.98 47.39 32.74 10.93 34.36 3.52 372 116 Peak	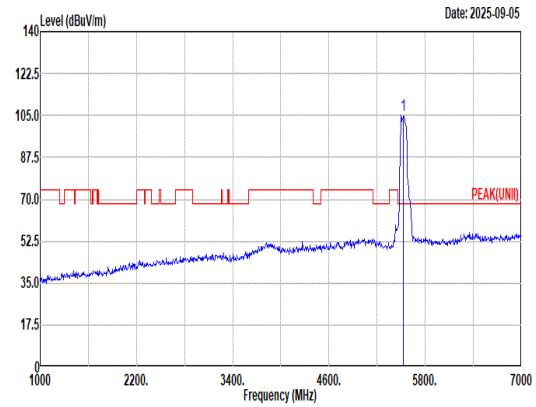 Site : 03CH23-HY Condition: PEAK(UNII) 3m DRH18-E_LE2C05A18EN_250702 HORIZONTAL : RBW:1000.000kHz VBW:3000.000kHz SWT:Auto Freq Level Limit Line Margin Read Level Ant Factor Cable Loss Preamp Factor Aux Factor APos TPos Remark MHz dBuV/m dBuV/m dB dBuV dB/m dB dB dB cm deg 1 5530.00 105.19 ------ ------ 92.33 32.79 10.97 34.42 3.52 372 116 Peak
Avg	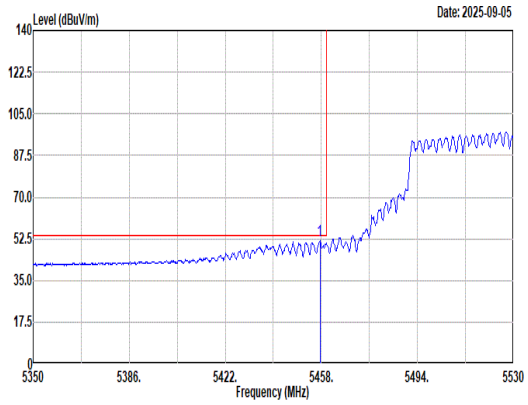 Site : 03CH23-HY Condition: AVG_BE(UNII)_B3 3m DRH18-E_LE2C05A18EN_250702 HORIZONTAL : RBW:1000.000kHz VBW:3.600kHz SWT:Auto Freq Level Limit Line Margin Read Level Ant Factor Cable Loss Preamp Factor Aux Factor APos TPos Remark MHz dBuV/m dBuV/m dB dBuV dB/m dB dB dB cm deg 1 5457.46 51.56 54.00 -2.44 38.76 32.71 10.91 34.33 3.51 372 116 Average	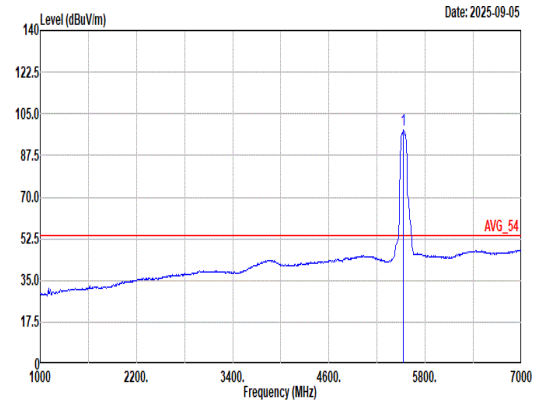 Site : 03CH23-HY Condition: AVG_54 3m DRH18-E_LE2C05A18EN_250702 HORIZONTAL : RBW:1000.000kHz VBW:3.600kHz SWT:Auto Freq Level Limit Line Margin Read Level Ant Factor Cable Loss Preamp Factor Aux Factor APos TPos Remark MHz dBuV/m dBuV/m dB dBuV dB/m dB dB dB cm deg 1 5530.00 98.00 ------ ------ 84.89 32.98 11.04 34.44 3.53 372 116 Average

Mode	40	
	Band Edge - R	
	U-NII-2C_5.47-5.725_802.11ax HE80_CH106_5530MHz	
ANT	1 + 2	
Pol.	Horizontal	Fundamental
Peak	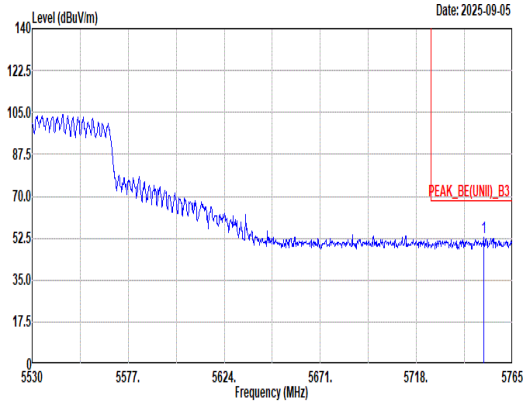 Site : 03CH23-HY Condition: PEAK_BE(UNII)_B3 3m DRH18-E_LE2C05A18EN_250702 HORIZONTAL : RBW:1000.000kHz VBW:3000.000kHz SWT:Auto Freq Level Limit Line Margin Read Level Ant Factor Cable Loss Preamp Factor Aux Factor APos TPos Remark MHz dBuV/m dBuV/m dB dBuV dB/m dB dB dB cm deg 1 5750.90 52.84 68.20 -15.36 38.49 34.00 11.21 34.46 3.60 372 116 Peak	Blank

Mode	40	
	Band Edge - L	
	U-NII-2C_5.47-5.725_802.11ax HE80_CH106_5530MHz	
ANT	1 + 2	
Pol.	Vertical	Fundamental
Peak	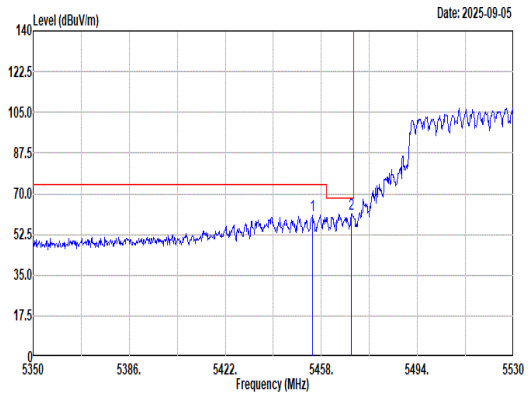 Site : 03CH23-HY Condition: PEAK_BE(UNII)_B3 3m DRH18-E_LE2C05A18EN_250702 VERTICAL : RBW:1000.000kHz VBW:3000.000kHz SWT:Auto Freq Level Limit Line Margin Read Level Ant Factor Cable Loss Preamp Factor Aux Factor APos TPos Remark MHz dBuV/m dBuV/m dB dBuV dB/m dB dB dB cm deg 1 5454.76 60.87 74.00 -13.13 48.07 32.71 10.91 34.33 3.51 292 129 Peak 2 5469.34 61.11 68.20 -7.09 48.28 32.74 10.93 34.36 3.52 292 129 Peak	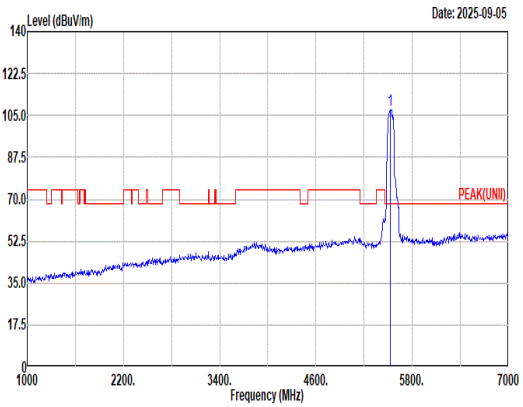 Site : 03CH23-HY Condition: PEAK(UNII) 3m DRH18-E_LE2C05A18EN_250702 VERTICAL : RBW:1000.000kHz VBW:3000.000kHz SWT:Auto Freq Level Limit Line Margin Read Level Ant Factor Cable Loss Preamp Factor Aux Factor APos TPos Remark MHz dBuV/m dBuV/m dB dBuV dB/m dB dB dB cm deg 1 5530.00 107.41 ------ ------ 94.20 33.05 11.06 34.44 3.54 292 129 Peak
Avg	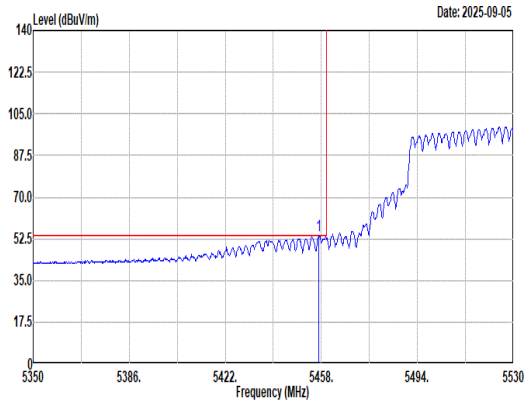 Site : 03CH23-HY Condition: AVG_BE(UNII)_B3 3m DRH18-E_LE2C05A18EN_250702 VERTICAL : RBW:1000.000kHz VBW:3.600kHz SWT:Auto Freq Level Limit Line Margin Read Level Ant Factor Cable Loss Preamp Factor Aux Factor APos TPos Remark MHz dBuV/m dBuV/m dB dBuV dB/m dB dB dB cm deg 1 5457.10 53.72 54.00 -0.28 40.92 32.71 10.91 34.33 3.51 292 129 Average	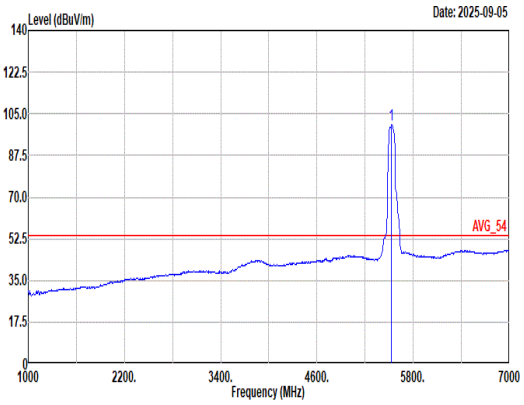 Site : 03CH23-HY Condition: AVG_54 3m DRH18-E_LE2C05A18EN_250702 VERTICAL : RBW:1000.000kHz VBW:3.600kHz SWT:Auto Freq Level Limit Line Margin Read Level Ant Factor Cable Loss Preamp Factor Aux Factor APos TPos Remark MHz dBuV/m dBuV/m dB dBuV dB/m dB dB dB cm deg 1 5530.00 100.41 ------ ------ 87.30 32.98 11.04 34.44 3.53 292 129 Average

Mode	40	
	Band Edge - R	
	U-NII-2C_5.47-5.725_802.11ax HE80_CH106_5530MHz	
ANT	1 + 2	
Pol.	Vertical	Fundamental
Peak	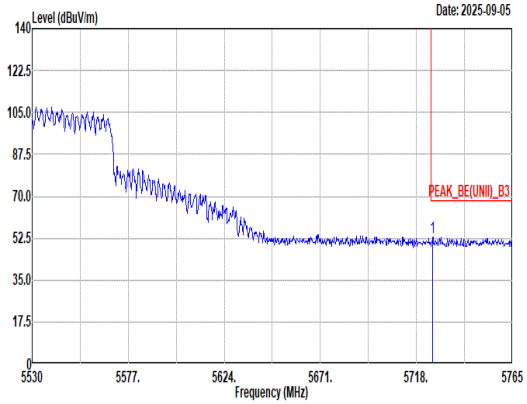 Site : 03CH23-HY Condition: PEAK_BE(UNII)_B3 3m DRH18-E_LE2C05A18EN_250702 VERTICAL : RBW:1000.000kHz VBW:3000.000kHz SWT:Auto Freq Level Limit Line Margin Read Level Ant Factor Cable Loss Preamp Factor Aux Factor APos TPos Remark MHz dBuV/m dBuV/m dB dBuV dB/m dB dB dB cm deg 1 5725.99 53.00 68.20 -15.20 38.76 33.90 11.20 34.45 3.59 292 129 Peak	Blank

Mode	40	
	Harmonic	
	U-NII-2C_5.47-5.725_802.11ax HE80_CH106_5530MHz	
ANT	1 + 2	
Pol.	Horizontal	Vertical
Peak Avg	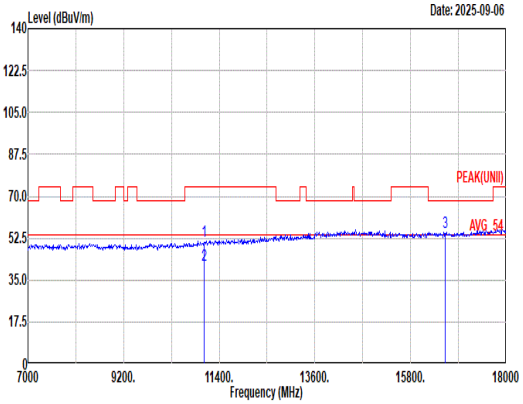 Site : 03CH23-HY Condition: PEAK(UNII) 3m DRH18-E_LE2C05A18EN_250702 HORIZONTAL Freq Level Limit Line Margin Read Level Ant Factor Cable Loss Preamp Factor Aux Factor APos TPos Remark MHz dBuV/m dBuV/m dB dBuV dB/m dB dB dB cm deg 1 11060.00 51.24 74.00 -22.76 35.45 38.04 15.41 39.88 2.22 -- -- Peak 2 11060.00 41.38 54.00 -12.62 25.59 38.04 15.41 39.88 2.22 -- -- Average 3 16590.00 55.17 68.20 -13.03 38.60 40.86 18.88 45.94 2.77 -- -- Peak	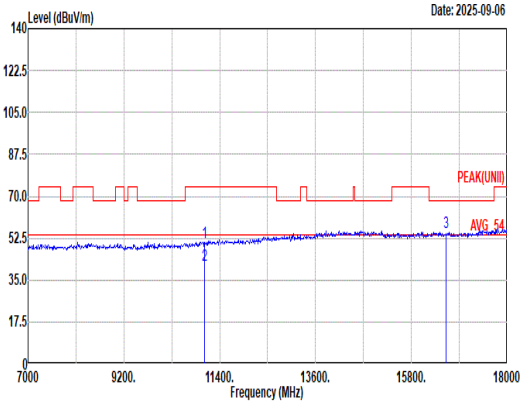 Site : 03CH23-HY Condition: PEAK(UNII) 3m DRH18-E_LE2C05A18EN_250702 VERTICAL Freq Level Limit Line Margin Read Level Ant Factor Cable Loss Preamp Factor Aux Factor APos TPos Remark MHz dBuV/m dBuV/m dB dBuV dB/m dB dB dB cm deg 1 11060.00 50.85 74.00 -23.15 35.06 38.04 15.41 39.88 2.22 -- -- Peak 2 11060.00 41.24 54.00 -12.76 25.45 38.04 15.41 39.88 2.22 -- -- Average 3 16590.00 55.11 68.20 -13.09 38.54 40.86 18.88 45.94 2.77 -- -- Peak

Mode	40	
	Harmonic	
	U-NII-2C_5.47-5.725_802.11ax HE80_CH106_5530MHz	
ANT	1 + 2	
Pol.	Horizontal	Vertical
10.6G ~18G Avg	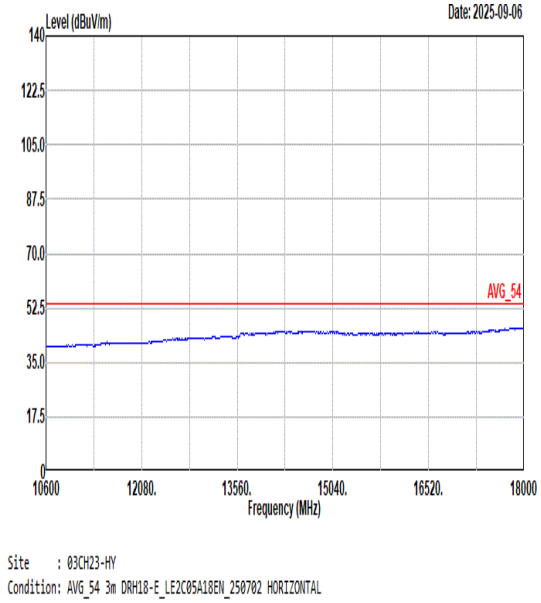	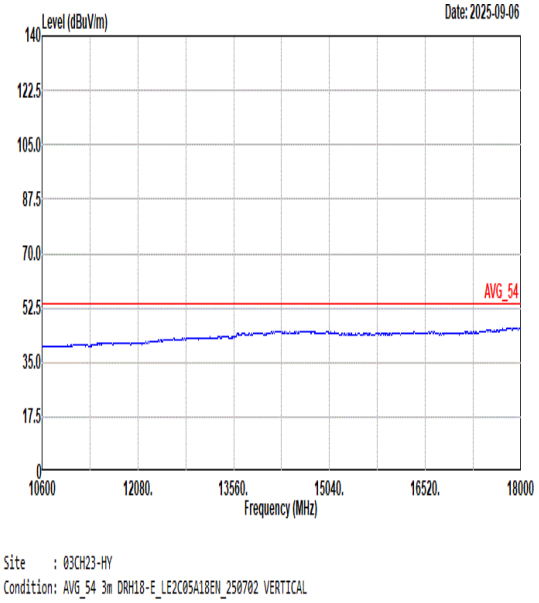

Mode	41	
	Band Edge - L	
	U-NII-2C_5.47-5.725_802.11ax HE80_CH122_5610MHz	
ANT	1 + 2	
Pol.	Horizontal	Fundamental
Peak	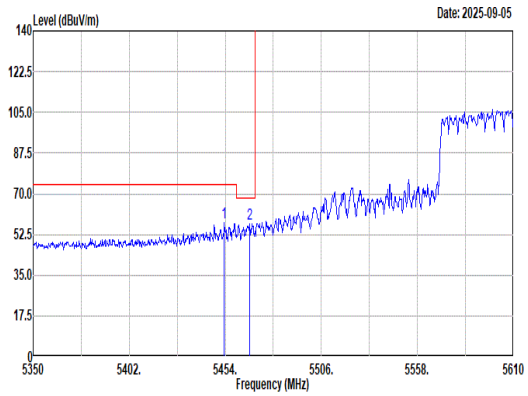 Site : 03CH23-HY Condition: PEAK_BE(UNII)_B3 3m DRH18-E_LE2C05A18EN_250702 HORIZONTAL : RBW:1000.000kHz VBW:3000.000kHz SWT:Auto Freq Level Limit Line Margin Read Level Ant Factor Cable Loss Preamp Factor Aux Factor APos TPos Remark MHz dBuV/m dBuV/m dB dBuV dB/m dB dB dB cm deg 1 5453.48 57.33 74.00 -16.67 44.53 32.71 10.90 34.32 3.51 369 115 Peak 2 5467.26 56.87 68.20 -11.33 44.05 32.73 10.93 34.36 3.52 369 115 Peak	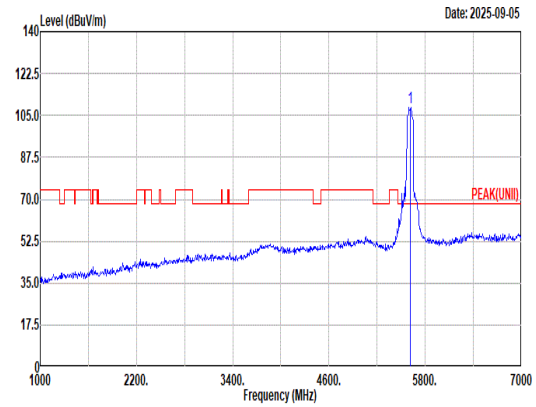 Site : 03CH23-HY Condition: PEAK(UNII) 3m DRH18-E_LE2C05A18EN_250702 HORIZONTAL : RBW:1000.000kHz VBW:3000.000kHz SWT:Auto Freq Level Limit Line Margin Read Level Ant Factor Cable Loss Preamp Factor Aux Factor APos TPos Remark MHz dBuV/m dBuV/m dB dBuV dB/m dB dB dB cm deg 1 5610.00 108.12 ------ ------ 94.68 33.19 11.15 34.45 3.55 369 115 Peak
Avg	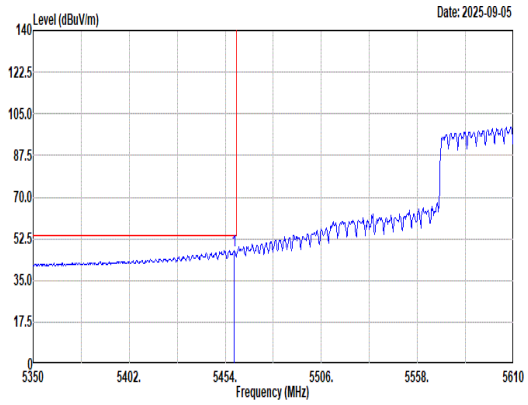 Site : 03CH23-HY Condition: AVG_BE(UNII)_B3 3m DRH18-E_LE2C05A18EN_250702 HORIZONTAL : RBW:1000.000kHz VBW:3.600kHz SWT:Auto Freq Level Limit Line Margin Read Level Ant Factor Cable Loss Preamp Factor Aux Factor APos TPos Remark MHz dBuV/m dBuV/m dB dBuV dB/m dB dB dB cm deg 1 5458.68 47.59 54.00 -6.41 34.79 32.72 10.91 34.34 3.51 369 115 Average	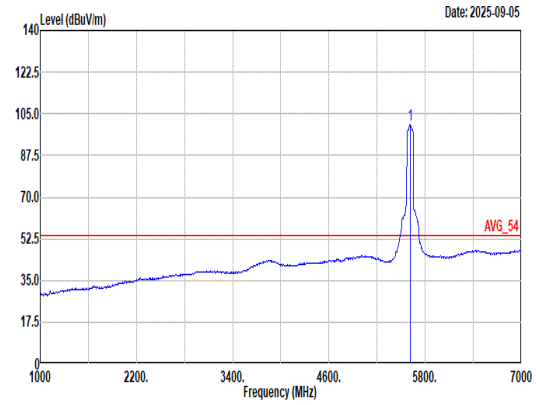 Site : 03CH23-HY Condition: AVG_54 3m DRH18-E_LE2C05A18EN_250702 HORIZONTAL : RBW:1000.000kHz VBW:3.600kHz SWT:Auto Freq Level Limit Line Margin Read Level Ant Factor Cable Loss Preamp Factor Aux Factor APos TPos Remark MHz dBuV/m dBuV/m dB dBuV dB/m dB dB dB cm deg 1 5610.00 100.34 ------ ------ 86.83 33.25 11.16 34.45 3.55 369 115 Average

Mode	41	
	Band Edge - R	
	U-NII-2C_5.47-5.725_802.11ax HE80_CH122_5610MHz	
ANT	1 + 2	
Pol.	Horizontal	Fundamental
Peak	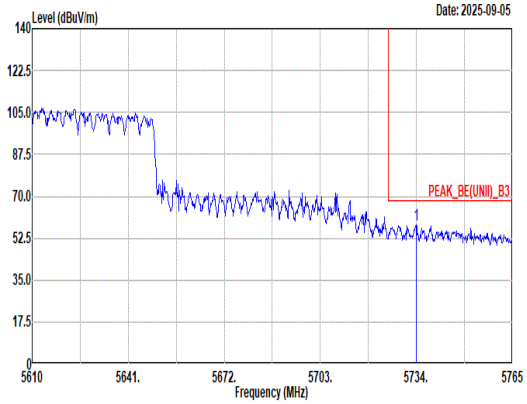 Site : 03CH23-HY Condition: PEAK_BE(UNII)_B3 3m DRH18-E_LE2C05A18EN_250702 HORIZONTAL : RBW:1000.000kHz VBW:3000.000kHz SWT:Auto Freq Level Limit Line Margin Read Level Ant Factor Cable Loss Preamp Factor Aux Factor APos TPos Remark MHz dBuV/m dBuV/m dB dBuV dB/m dB dB dB cm deg 1 5734.00 58.08 68.20 -10.12 43.79 33.94 11.21 34.45 3.59 369 115 Peak	Blank

Mode	41	
	Band Edge - L	
	U-NII-2C_5.47-5.725_802.11ax HE80_CH122_5610MHz	
ANT	1 + 2	
Pol.	Vertical	Fundamental
Peak	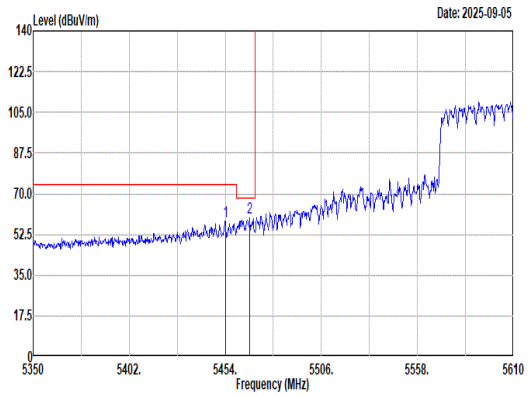 Site : 03CH23-HY Condition: PEAK_BE(UNII)_B3 3m DRH18-E_LE2C05A18EN_250702 VERTICAL : RBW:1000.000kHz VBW:3000.000kHz SWT:Auto Freq Level Limit Line Margin Read Level Ant Factor Cable Loss Preamp Factor Aux Factor APos TPos Remark MHz dBuV/m dBuV/m dB dBuV dB/m dB dB dB cm deg 1 5454.00 57.99 74.00 -16.01 45.19 32.71 10.90 34.32 3.51 287 129 Peak 2 5467.26 59.89 68.20 -8.31 47.07 32.73 10.93 34.36 3.52 287 129 Peak	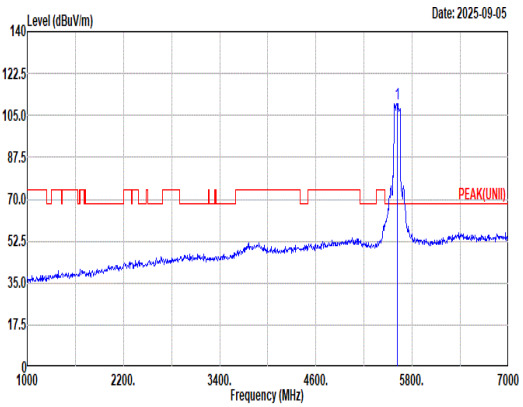 Site : 03CH23-HY Condition: PEAK(UNII) 3m DRH18-E_LE2C05A18EN_250702 VERTICAL : RBW:1000.000kHz VBW:3000.000kHz SWT:Auto Freq Level Limit Line Margin Read Level Ant Factor Cable Loss Preamp Factor Aux Factor APos TPos Remark MHz dBuV/m dBuV/m dB dBuV dB/m dB dB dB cm deg 1 5610.00 109.85 ------ ------ 96.34 33.25 11.16 34.45 3.55 287 129 Peak
Avg	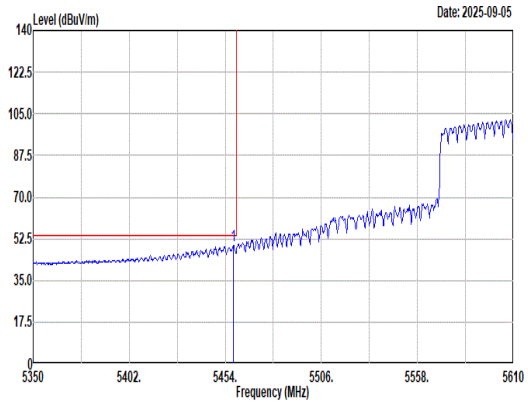 Site : 03CH23-HY Condition: AVG_BE(UNII)_B3 3m DRH18-E_LE2C05A18EN_250702 VERTICAL : RBW:1000.000kHz VBW:3.600kHz SWT:Auto Freq Level Limit Line Margin Read Level Ant Factor Cable Loss Preamp Factor Aux Factor APos TPos Remark MHz dBuV/m dBuV/m dB dBuV dB/m dB dB dB cm deg 1 5458.42 49.56 54.00 -4.44 36.76 32.72 10.91 34.34 3.51 287 129 Average	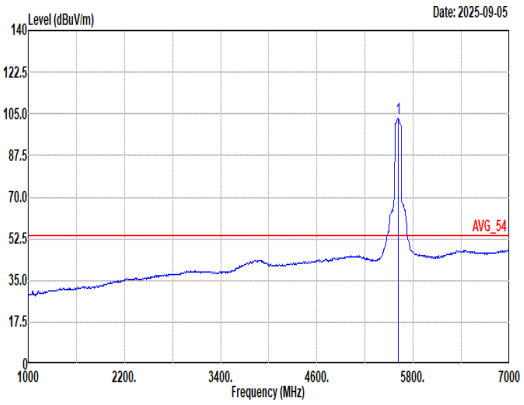 Site : 03CH23-HY Condition: AVG_54 3m DRH18-E_LE2C05A18EN_250702 VERTICAL : RBW:1000.000kHz VBW:3.600kHz SWT:Auto Freq Level Limit Line Margin Read Level Ant Factor Cable Loss Preamp Factor Aux Factor APos TPos Remark MHz dBuV/m dBuV/m dB dBuV dB/m dB dB dB cm deg 1 5610.00 103.24 ------ ------ 89.70 33.28 11.16 34.45 3.55 287 129 Average

Mode	41	
	Band Edge - R	
	U-NII-2C_5.47-5.725_802.11ax HE80_CH122_5610MHz	
ANT	1 + 2	
Pol.	Vertical	Fundamental
Peak	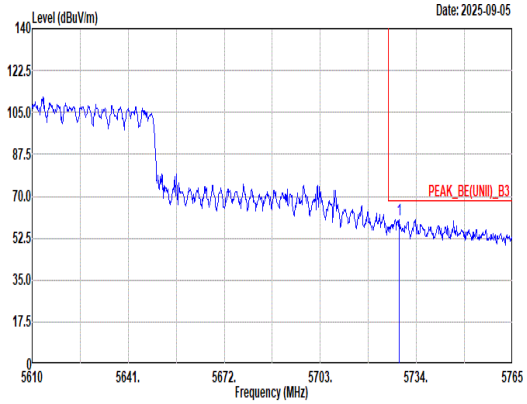 Site : 03CH23-HY Condition: PEAK_BE(UNII)_B3 3m DRH18-E_LE2C05A18EN_250702 VERTICAL : RBW:1000.000kHz VBW:3000.000kHz SWT:Auto Limit Read Ant Cable Preamp Aux APos TPos Freq Level Line Margin Level Factor Loss Factor Factor Remark MHz dBuV/m dBuV/m dB dBuV dB/m dB dB dB cm deg 1 5728.42 60.39 68.20 -7.81 46.14 33.91 11.20 34.45 3.59 287 129 Peak	Blank

Mode	41	
	Harmonic	
	U-NII-2C_5.47-5.725_802.11ax HE80_CH122_5610MHz	
ANT	1 + 2	
Pol.	Horizontal	Vertical
Peak Avg	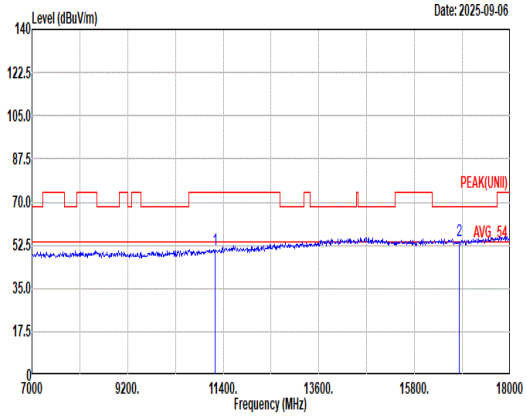 Site : 03CH23-HY Condition: PEAK(UNII) 3m DRH18-E_LE2C05A18EN_250702 HORIZONTAL 1 11220.00 50.70 74.00 -23.30 34.62 38.30 15.52 39.98 2.24 -- -- Peak 2 16830.00 54.27 68.20 -13.93 38.14 40.42 19.00 46.17 2.88 -- -- Peak	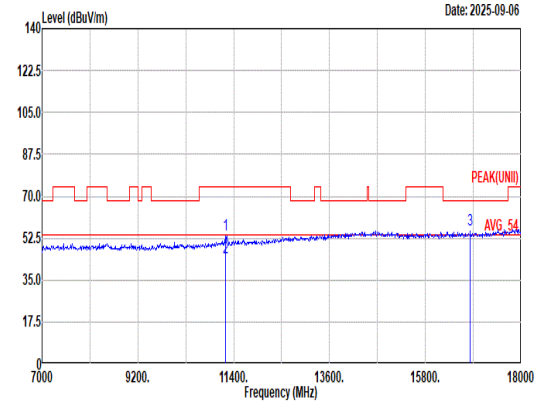 Site : 03CH23-HY Condition: PEAK(UNII) 3m DRH18-E_LE2C05A18EN_250702 VERTICAL 1 11220.00 53.87 74.00 -20.13 37.79 38.30 15.52 39.98 2.24 100 25 Peak 2 11220.00 44.47 54.00 -9.53 28.39 38.30 15.52 39.98 2.24 100 25 Average 3 16830.00 56.19 68.20 -12.01 40.06 40.42 19.00 46.17 2.88 -- -- Peak

Mode	41	
	Harmonic	
	U-NII-2C_5.47-5.725_802.11ax HE80_CH122_5610MHz	
ANT	1 + 2	
Pol.	Horizontal	Vertical
10.6G ~18G Avg	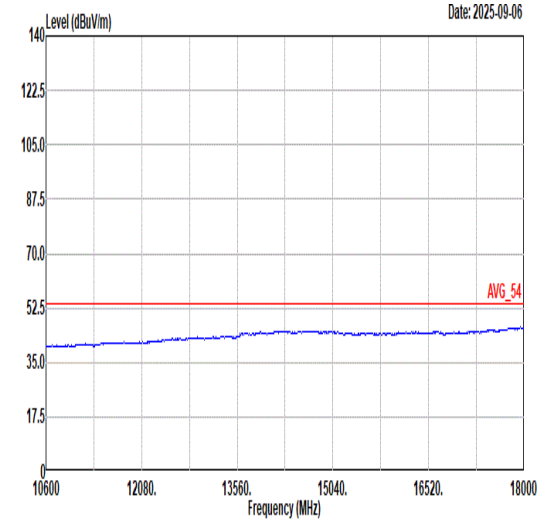 Site : 03CH23-HY Condition: AVG_54 3m DRH18-E_LE2C05A18EN_250702 HORIZONTAL	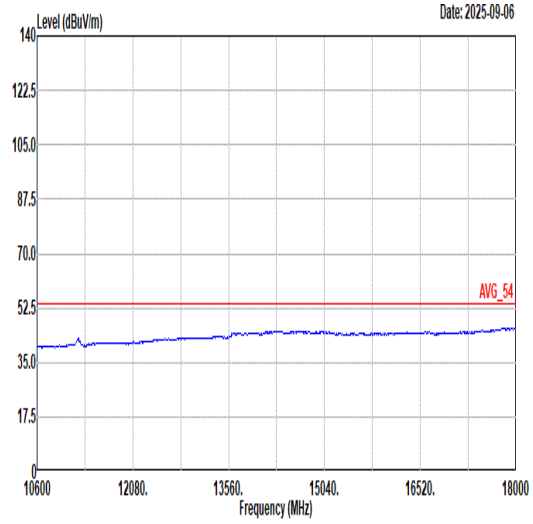 Site : 03CH23-HY Condition: AVG_54 3m DRH18-E_LE2C05A18EN_250702 VERTICAL

Mode	42
	Band Edge - L
	U-NII-2C_5.47-5.725_802.11ax HE80_CH138_5690MHz
ANT	1 + 2

Pol.	Horizontal	Fundamental
Peak	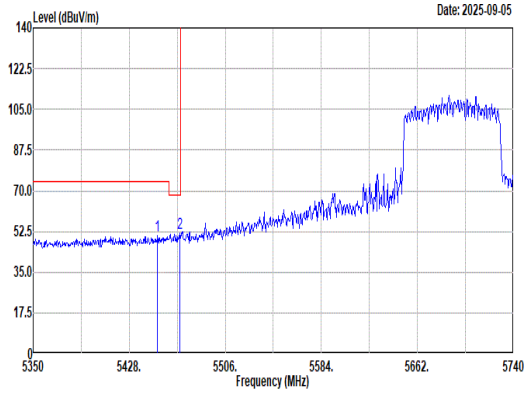 Site : 03CH23-HY Condition: STRADDLES U-NII-1&2A 3m DRH18-E_LE2C05A18EN_250702 HORIZONTAL : RBW:1000.000kHz VBW:3000.000kHz SWT:Auto Freq Level Limit Line Margin Read Level Ant Factor Cable Loss Preamp Factor Aux Factor APos TPos Remark MHz dBuV/m dBuV/m dB dBuV dB/m dB dB dB cm deg 1 5451.01 50.52 74.00 -23.48 37.73 32.70 10.90 34.32 3.51 400 117 Peak 2 5468.95 51.55 68.20 -16.65 38.72 32.74 10.93 34.36 3.52 400 117 Peak	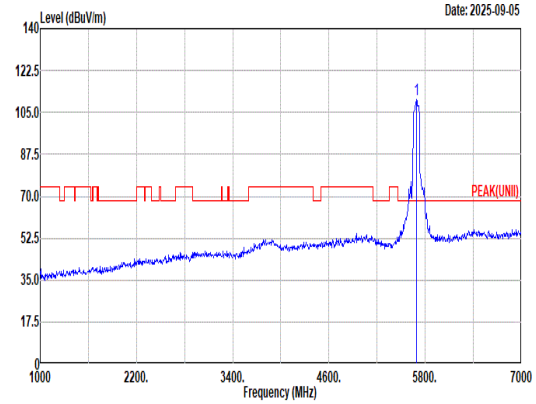 Site : 03CH23-HY Condition: PEAK(UNII) 3m DRH18-E_LE2C05A18EN_250702 HORIZONTAL : RBW:1000.000kHz VBW:3000.000kHz SWT:Auto Freq Level Limit Line Margin Read Level Ant Factor Cable Loss Preamp Factor Aux Factor APos TPos Remark MHz dBuV/m dBuV/m dB dBuV dB/m dB dB dB cm deg 1 5690.00 110.23 ------ ------ 96.16 33.75 11.19 34.45 3.58 400 117 Peak
Avg	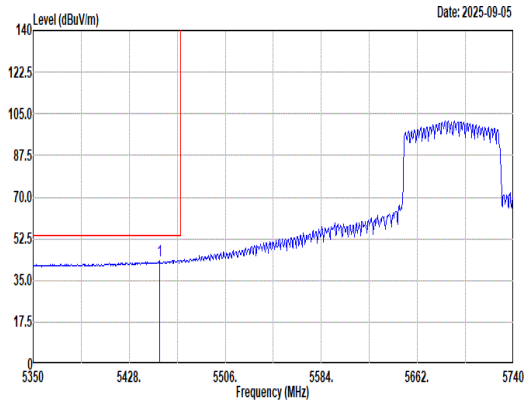 Site : 03CH23-HY Condition: U-NII-1&2A AVERAGE 3m DRH18-E_LE2C05A18EN_250702 HORIZONTAL : RBW:1000.000kHz VBW:3.600kHz SWT:Auto Freq Level Limit Line Margin Read Level Ant Factor Cable Loss Preamp Factor Aux Factor APos TPos Remark MHz dBuV/m dBuV/m dB dBuV dB/m dB dB dB cm deg 1 5452.96 43.07 54.00 -10.93 30.27 32.71 10.90 34.32 3.51 400 117 Average	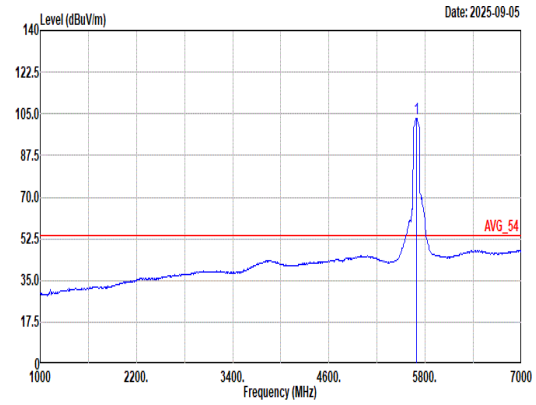 Site : 03CH23-HY Condition: AVG_54 3m DRH18-E_LE2C05A18EN_250702 HORIZONTAL : RBW:1000.000kHz VBW:3.600kHz SWT:Auto Freq Level Limit Line Margin Read Level Ant Factor Cable Loss Preamp Factor Aux Factor APos TPos Remark MHz dBuV/m dBuV/m dB dBuV dB/m dB dB dB cm deg 1 5690.00 103.14 ------ ------ 89.10 33.72 11.19 34.45 3.58 400 117 Average

Mode	42	
	Band Edge - R	
	U-NII-2C_5.47-5.725_802.11ax HE80_CH138_5690MHz	
ANT	1 + 2	
Pol.	Horizontal	Fundamental
Peak	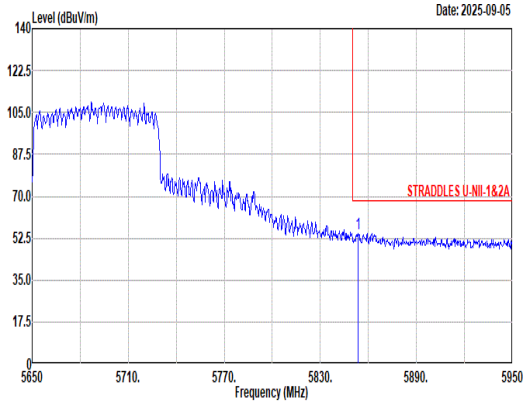 Site : 03CH23-HY Condition: STRADDLES U-NII-1&2A 3m DRH18-E_LE2C05A18EN_250702 HORIZONTAL : RBW:1000.000kHz VBW:3000.000kHz SWT:Auto Freq / Level / Limit Line / Margin / Read Level / Ant Factor / Cable Loss / Preamp Factor / Aux Factor / APos / TPos / Remark MHz / dBuV/m / dBuV/m / dB / dBuV / dB/m / dB / dB / dB / cm / deg 1 5853.40 54.56 68.20 -13.64 40.06 34.09 11.28 34.46 3.59 400 117 Peak	Blank

Mode	42	
	Band Edge - L	
	U-NII-2C_5.47-5.725_802.11ax HE80_CH138_5690MHz	
ANT	1 + 2	
Pol.	Vertical	Fundamental
Peak	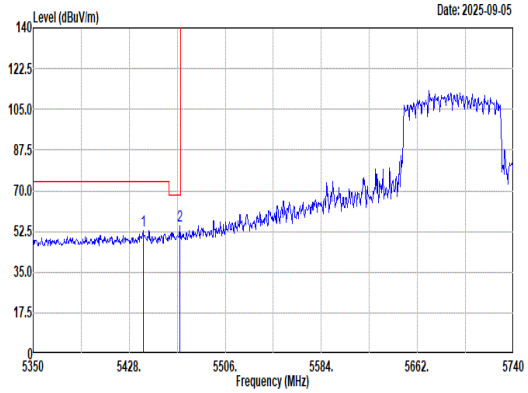 Site : 03CH23-HY Condition: STRADDLES U-NII-1&2A 3m DRH18-E_LE2C05A18EN_250702 VERTICAL : RBW:1000.000kHz VBW:3000.000kHz SWT:Auto Freq Level Limit Line Margin Read Level Ant Factor Cable Loss Preamp Factor Aux Factor APos TPos Remark MHz dBuV/m dBuV/m dB dBuV dB/m dB dB dB cm deg 1 5439.31 52.98 74.00 -21.02 40.20 32.68 10.88 34.29 3.51 268 145 Peak 2 5469.34 54.97 68.20 -13.23 42.14 32.74 10.93 34.36 3.52 268 145 Peak	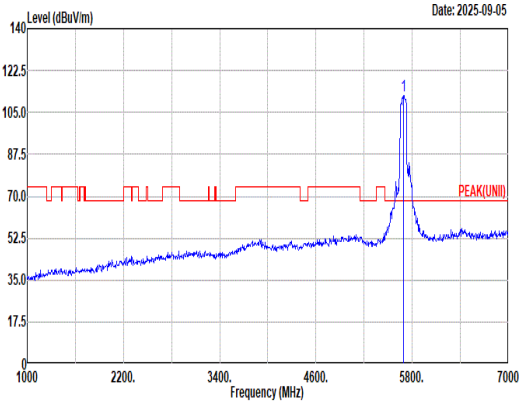 Site : 03CH23-HY Condition: PEAK(UNII) 3m DRH18-E_LE2C05A18EN_250702 VERTICAL : RBW:1000.000kHz VBW:3000.000kHz SWT:Auto Freq Level Limit Line Margin Read Level Ant Factor Cable Loss Preamp Factor Aux Factor APos TPos Remark MHz dBuV/m dBuV/m dB dBuV dB/m dB dB dB cm deg 1 5690.00 112.04 ------ ------ 97.93 33.79 11.19 34.45 3.58 268 145 Peak
Avg	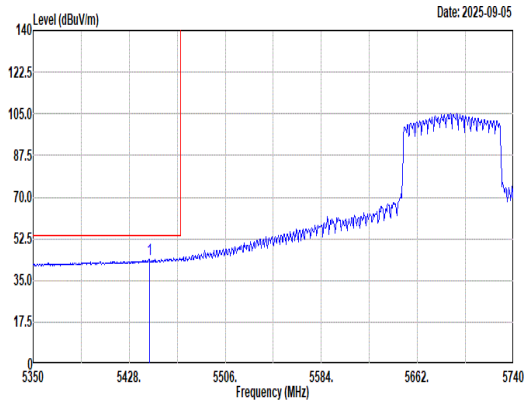 Site : 03CH23-HY Condition: U-NII-1&2A AVERAGE 3m DRH18-E_LE2C05A18EN_250702 VERTICAL : RBW:1000.000kHz VBW:3.600kHz SWT:Auto Freq Level Limit Line Margin Read Level Ant Factor Cable Loss Preamp Factor Aux Factor APos TPos Remark MHz dBuV/m dBuV/m dB dBuV dB/m dB dB dB cm deg 1 5444.38 43.89 54.00 -10.11 31.10 32.69 10.89 34.30 3.51 268 145 Average	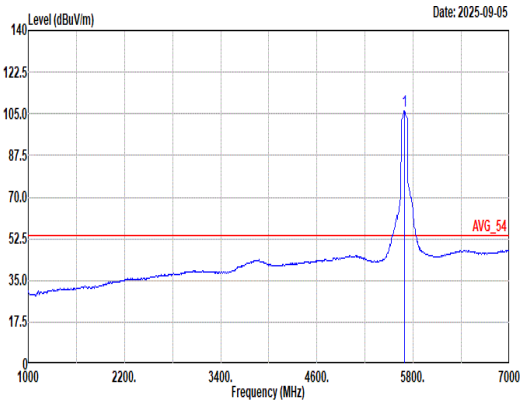 Site : 03CH23-HY Condition: AVG_54 3m DRH18-E_LE2C05A18EN_250702 VERTICAL : RBW:1000.000kHz VBW:3.600kHz SWT:Auto Freq Level Limit Line Margin Read Level Ant Factor Cable Loss Preamp Factor Aux Factor APos TPos Remark MHz dBuV/m dBuV/m dB dBuV dB/m dB dB dB cm deg 1 5690.00 106.03 ------ ------ 91.99 33.72 11.19 34.45 3.58 268 145 Average

Mode	42	
	Band Edge - R	
	U-NII-2C_5.47-5.725_802.11ax HE80_CH138_5690MHz	
ANT	1 + 2	
Pol.	Vertical	Fundamental
Peak	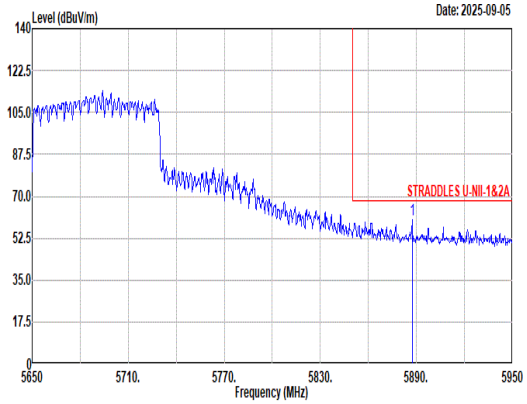 Site : 03CH23-HY Condition: STRADDLES U-NII-1&2A 3m DRH18-E_LE2C05A18EN_250702 VERTICAL : RBW:1000.000kHz VBW:3000.000kHz SWT:Auto Freq Level Limit Line Margin Read Level Ant Factor Cable Loss Preamp Factor Aux Factor APos TPos Remark MHz dBuV/m dBuV/m dB dBuV dB/m dB dB dB cm deg 1 5887.30 60.13 68.20 -8.07 45.67 34.03 11.31 34.46 3.58 268 145 Peak	Blank

Mode	42	
	Harmonic	
	U-NII-2C_5.47-5.725_802.11ax HE80_CH138_5690MHz	
ANT	1 + 2	
Pol.	Horizontal	Vertical
Peak Avg	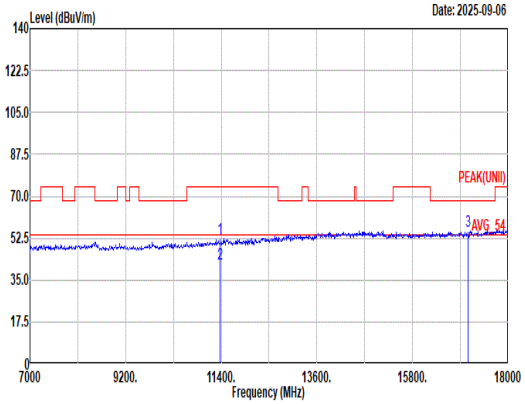 Site : 03CH23-HY Condition: PEAK(UNII) 3m DRH18-E_LE2C05A18EN_250702 HORIZONTAL Freq Level Limit Line Margin Read Level Ant Factor Cable Loss Preamp Factor Aux Factor APos TPos Remark MHz dBuV/m dBuV/m dB dBuV dB/m dB dB dB cm deg 1 11380.00 52.26 74.00 -21.74 35.96 38.50 15.62 40.08 2.26 -- -- Peak 2 11380.00 41.87 54.00 -12.13 25.57 38.50 15.62 40.08 2.26 -- -- Average 3 17070.00 55.40 68.20 -12.80 39.21 40.42 19.13 46.34 2.98 -- -- Peak	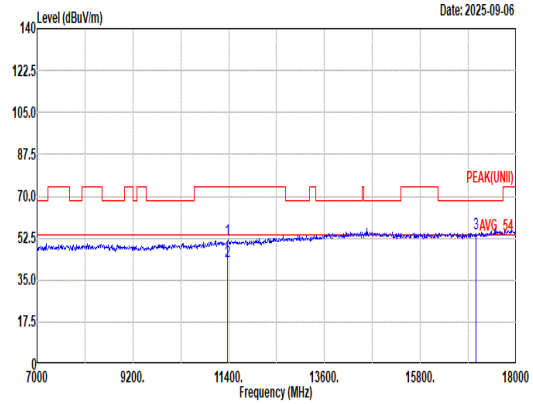 Site : 03CH23-HY Condition: PEAK(UNII) 3m DRH18-E_LE2C05A18EN_250702 VERTICAL Freq Level Limit Line Margin Read Level Ant Factor Cable Loss Preamp Factor Aux Factor APos TPos Remark MHz dBuV/m dBuV/m dB dBuV dB/m dB dB dB cm deg 1 11380.00 51.74 74.00 -22.26 35.44 38.50 15.62 40.08 2.26 -- -- Peak 2 11380.00 42.73 54.00 -11.27 26.43 38.50 15.62 40.08 2.26 -- -- Average 3 17070.00 54.47 68.20 -13.73 38.28 40.42 19.13 46.34 2.98 -- -- Peak

Mode	42	
	Harmonic	
	U-NII-2C_5.47-5.725_802.11ax HE80_CH138_5690MHz	
ANT	1 + 2	
Pol.	Horizontal	Vertical
10.6G ~18G Avg	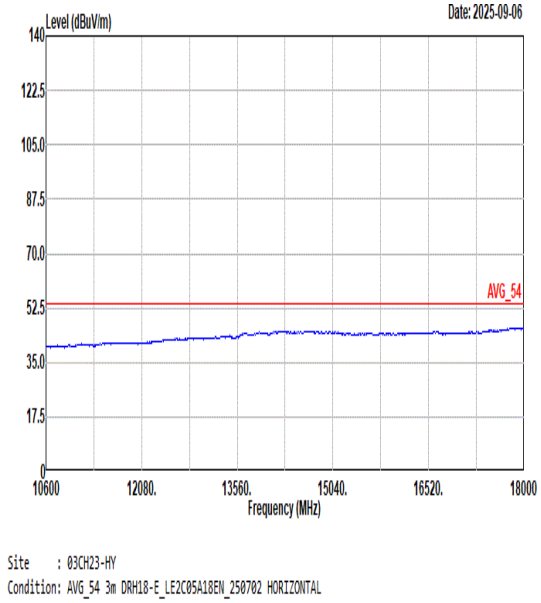	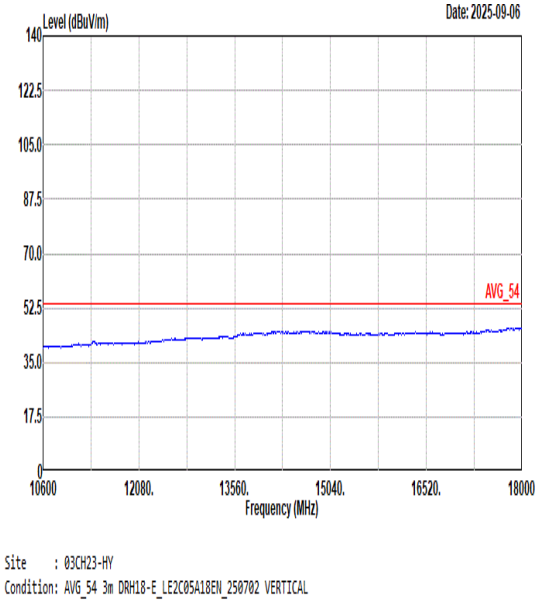

Mode	43
	Band Edge - L
	U-NII-2C_5.47-5.725_802.11ax HE160_CH114_5570MHz
ANT	1 + 2

Pol.	Horizontal	Fundamental
Peak	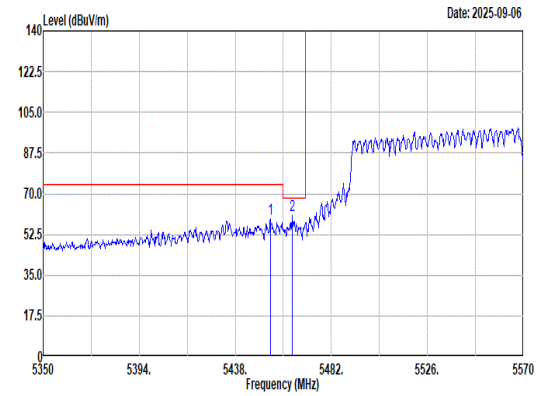 Site : 03CH23-HY Condition: PEAK_BE(UNII)_B3 3m DRH18-E_LE2C05A18EN_250702 HORIZONTAL : RBW:1000.000kHz VBW:3000.000kHz SWT:Auto Freq Level Limit Line Margin Read Level Ant Factor Cable Loss Preamp Factor Aux Factor APos TPos Remark MHz dBuV/m dBuV/m dB dBuV dB/m dB dB dB cm deg 1 5454.06 59.27 74.00 -14.73 46.48 32.71 10.90 34.33 3.51 400 115 Peak 2 5464.18 60.54 68.20 -7.66 47.72 32.73 10.92 34.35 3.52 400 115 Peak	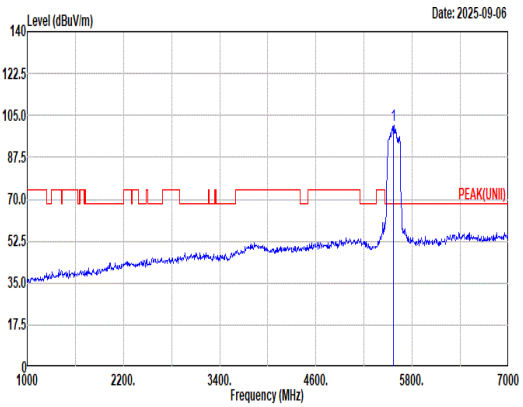 Site : 03CH23-HY Condition: PEAK(UNII) 3m DRH18-E_LE2C05A18EN_250702 HORIZONTAL : RBW:1000.000kHz VBW:3000.000kHz SWT:Auto Freq Level Limit Line Margin Read Level Ant Factor Cable Loss Preamp Factor Aux Factor APos TPos Remark MHz dBuV/m dBuV/m dB dBuV dB/m dB dB dB cm deg 1 5570.00 101.03 ------ ------ 87.65 33.16 11.12 34.44 3.54 400 115 Peak
Avg	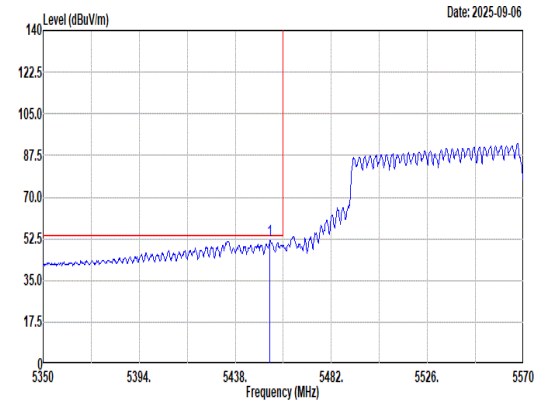 Site : 03CH23-HY Condition: AVG_BE(UNII)_B3 3m DRH18-E_LE2C05A18EN_250702 HORIZONTAL : RBW:1000.000kHz VBW:5.600kHz SWT:Auto Freq Level Limit Line Margin Read Level Ant Factor Cable Loss Preamp Factor Aux Factor APos TPos Remark MHz dBuV/m dBuV/m dB dBuV dB/m dB dB dB cm deg 1 5453.84 51.67 54.00 -2.33 38.87 32.71 10.90 34.32 3.51 400 115 Average	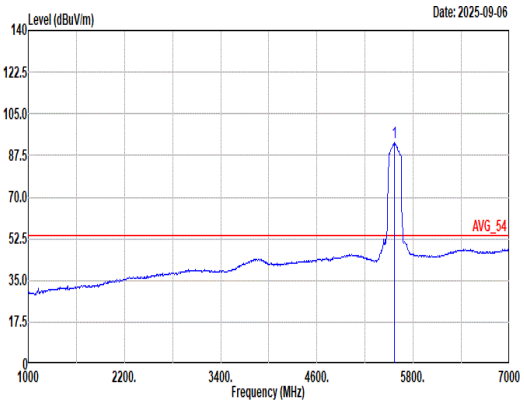 Site : 03CH23-HY Condition: AVG_54 3m DRH18-E_LE2C05A18EN_250702 HORIZONTAL : RBW:1000.000kHz VBW:5.600kHz SWT:Auto Freq Level Limit Line Margin Read Level Ant Factor Cable Loss Preamp Factor Aux Factor APos TPos Remark MHz dBuV/m dBuV/m dB dBuV dB/m dB dB dB cm deg 1 5570.00 93.12 ------ ------ 79.79 33.13 11.10 34.44 3.54 400 115 Average

Mode	43	
	Band Edge - R	
	U-NII-2C_5.47-5.725_802.11ax HE160_CH114_5570MHz	
ANT	1 + 2	
Pol.	Horizontal	Fundamental
Peak	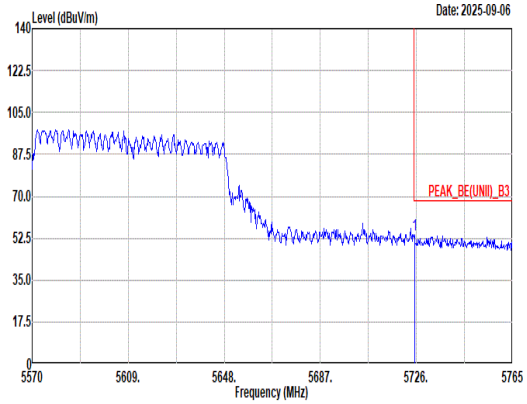 Site : 03CH23-HY Condition: PEAK_BE(UNII)_B3 3m DRH18-E_LE2C05A18EN_250702 HORIZONTAL : RBW:1000.000kHz VBW:3000.000kHz SWT:Auto Freq Level Limit Line Margin Read Level Ant Factor Cable Loss Preamp Factor Aux Factor APos TPos Remark MHz dBuV/m dBuV/m dB dBuV dB/m dB dB dB cm deg 1 5725.22 53.77 68.20 -14.43 39.53 33.90 11.20 34.45 3.59 400 115 Peak	Blank

Mode	43	
	Band Edge - L	
	U-NII-2C_5.47-5.725_802.11ax HE160_CH114_5570MHz	
ANT	1 + 2	
Pol.	Vertical	Fundamental
Peak	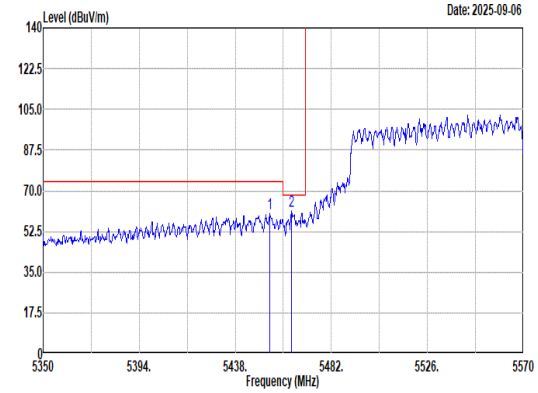 Site : 03CH23-HY Condition: PEAK_BE(UNII)_B3 3m DRH18-E_LE2C05A18EN_250702 VERTICAL : RBW:1000.000kHz VBW:3000.000kHz SWT:Auto Freq Level Limit Line Margin Read Level Ant Factor Cable Loss Preamp Factor Aux Factor APos TPos Remark MHz dBuV/m dBuV/m dB dBuV dB/m dB dB dB cm deg 1 5453.84 60.21 74.00 -13.79 47.41 32.71 10.90 34.32 3.51 300 130 Peak 2 5463.74 61.52 68.20 -6.68 48.70 32.73 10.92 34.35 3.52 300 130 Peak	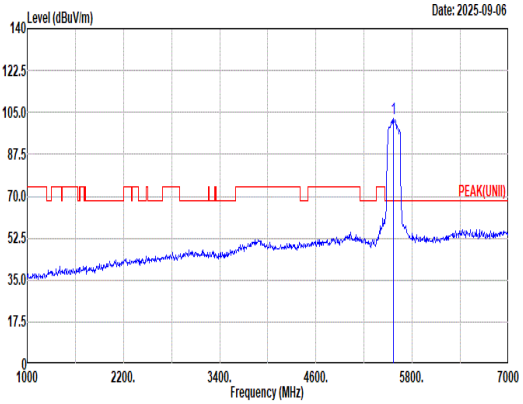 Site : 03CH23-HY Condition: PEAK(UNII) 3m DRH18-E_LE2C05A18EN_250702 VERTICAL : RBW:1000.000kHz VBW:3000.000kHz SWT:Auto Freq Level Limit Line Margin Read Level Ant Factor Cable Loss Preamp Factor Aux Factor APos TPos Remark MHz dBuV/m dBuV/m dB dBuV dB/m dB dB dB cm deg 1 5570.00 102.24 ------ ------ 88.91 33.13 11.10 34.44 3.54 300 130 Peak
Avg	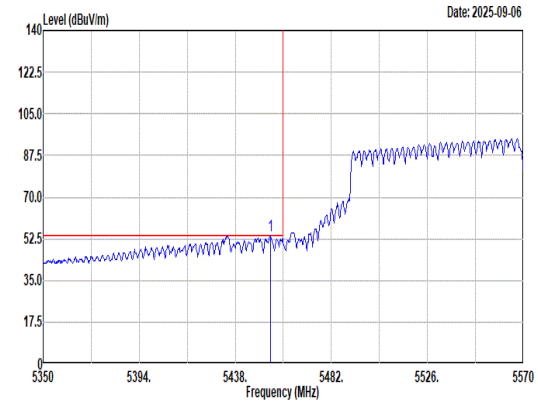 Site : 03CH23-HY Condition: AVG_BE(UNII)_B3 3m DRH18-E_LE2C05A18EN_250702 VERTICAL : RBW:1000.000kHz VBW:5.600kHz SWT:Auto Freq Level Limit Line Margin Read Level Ant Factor Cable Loss Preamp Factor Aux Factor APos TPos Remark MHz dBuV/m dBuV/m dB dBuV dB/m dB dB dB cm deg 1 5454.06 53.70 54.00 -0.30 40.91 32.71 10.90 34.33 3.51 300 130 Average	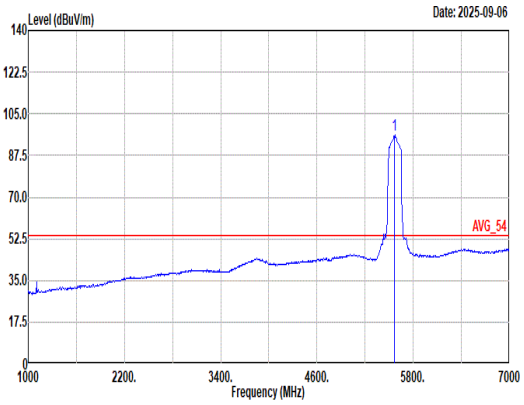 Site : 03CH23-HY Condition: AVG_54 3m DRH18-E_LE2C05A18EN_250702 VERTICAL : RBW:1000.000kHz VBW:5.600kHz SWT:Auto Freq Level Limit Line Margin Read Level Ant Factor Cable Loss Preamp Factor Aux Factor APos TPos Remark MHz dBuV/m dBuV/m dB dBuV dB/m dB dB dB cm deg 1 5570.00 95.91 ------ ------ 82.56 33.14 11.11 34.44 3.54 300 130 Average

Mode	43	
	Band Edge - R	
	U-NII-2C_5.47-5.725_802.11ax HE160_CH114_5570MHz	
ANT	1 + 2	
Pol.	Vertical	Fundamental
Peak	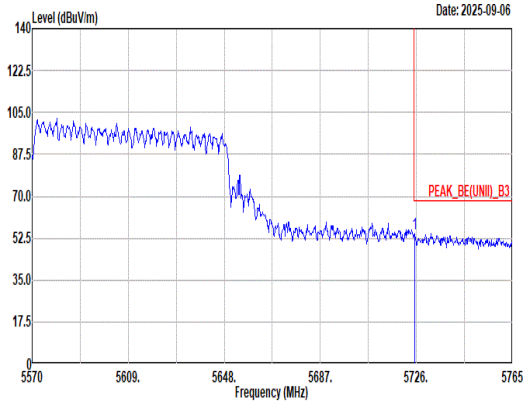 Site : 03CH23-HY Condition: PEAK_BE(UNII)_B3 3m DRH18-E_LE2C05A18EN_250702 VERTICAL : RBW:1000.000kHz VBW:3000.000kHz SWT:Auto Freq Level Limit Line Margin Read Level Ant Factor Cable Loss Preamp Factor Aux Factor APos TPos Remark MHz dBuV/m dBuV/m dB dBuV dB/m dB dB dB cm deg 1 5725.42 54.63 68.20 -13.57 40.39 33.90 11.20 34.45 3.59 300 130 Peak	Blank

Mode	43	
	Harmonic	
	U-NII-2C_5.47-5.725_802.11ax HE160_CH114_5570MHz	
ANT	1 + 2	
Pol.	Horizontal	Vertical
Peak Avg	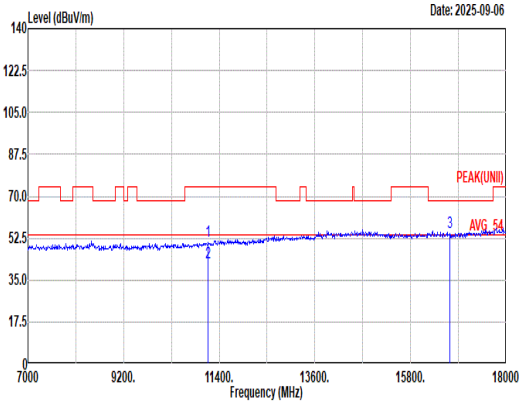 Site : 03CH23-HY Condition: PEAK(UNII) 3m DRH18-E_LE2C05A18EN_250702 HORIZONTAL Freq Level Limit Line Margin Read Level Ant Factor Cable Loss Preamp Factor Aux Factor APos TPos Remark MHz dBuV/m dBuV/m dB dBuV dB/m dB dB dB cm deg 1 11140.00 51.16 74.00 -22.84 35.20 38.20 15.46 39.93 2.23 -- -- Peak 2 11140.00 42.42 54.00 -11.58 26.46 38.20 15.46 39.93 2.23 -- -- Average 3 16710.00 54.74 68.20 -13.46 38.57 40.46 18.94 46.05 2.82 -- -- Peak	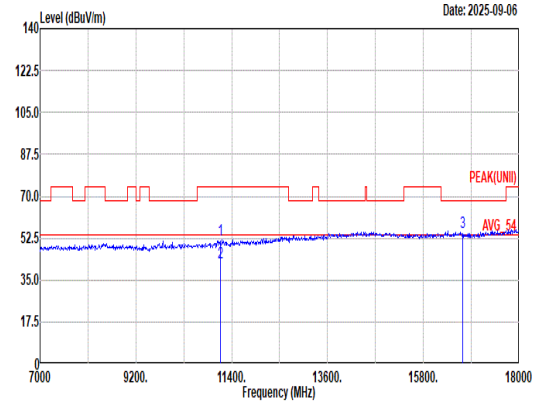 Site : 03CH23-HY Condition: PEAK(UNII) 3m DRH18-E_LE2C05A18EN_250702 VERTICAL Freq Level Limit Line Margin Read Level Ant Factor Cable Loss Preamp Factor Aux Factor APos TPos Remark MHz dBuV/m dBuV/m dB dBuV dB/m dB dB dB cm deg 1 11140.00 51.67 74.00 -22.33 35.71 38.20 15.46 39.93 2.23 -- -- Peak 2 11140.00 42.33 54.00 -11.67 26.37 38.20 15.46 39.93 2.23 -- -- Average 3 16710.00 55.17 68.20 -13.03 39.00 40.46 18.94 46.05 2.82 -- -- Peak

Mode	43	
	Harmonic	
	U-NII-2C_5.47-5.725_802.11ax HE160_CH114_5570MHz	
ANT	1 + 2	
Pol.	Horizontal	Vertical
10.6G ~18G Avg	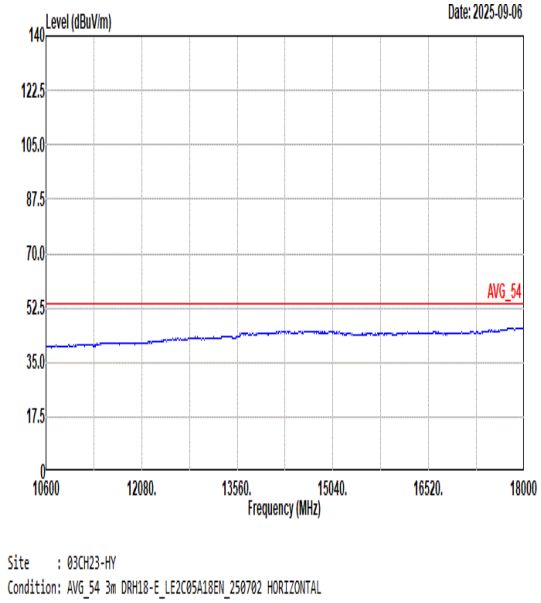	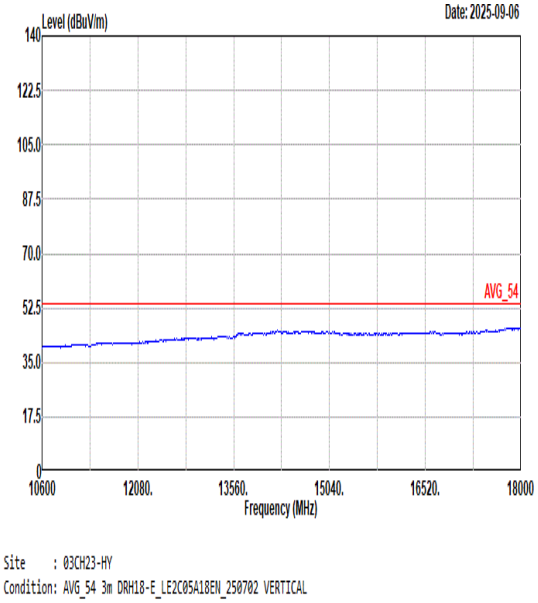

Mode	44
	LF
	U-NII-1_5.15-5.25_802.11ax HE160_CH50_5250MHz
ANT	1 + 2

Pol.	Horizontal	Vertical
QP/ Peak	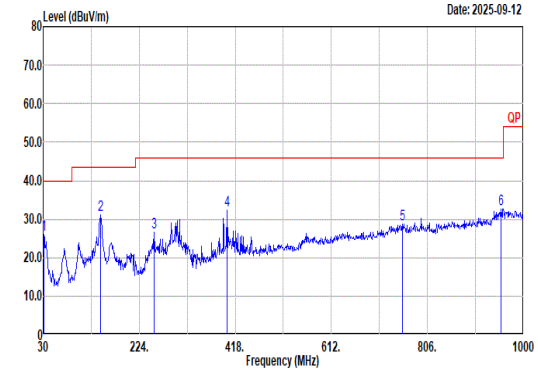	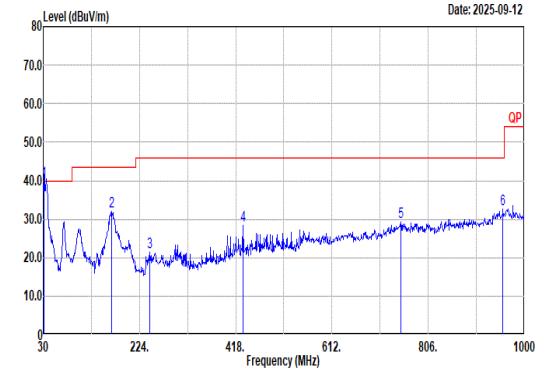

Site : 03CH23-HY
Condition: QP 3m CBL6111D_62028 & 003_241127 HORIZONTAL

	Freq	Level	Limit Line	Margin	Read Level	Ant Factor	Cable Loss	Preamp Factor	Aux Factor	APos	TPos	Remark
	MHz	dBuV/m	dBuV/m	dB	dBuV	dB/m	dB	dB	dB	cm	deg	
1	31.94	25.92	40.00	-14.08	34.25	23.57	0.65	32.57	0.02	--	--	Peak
2	146.40	31.22	43.50	-12.28	44.75	17.30	1.56	32.45	0.06	--	--	Peak
3	254.07	26.69	46.00	-19.31	36.98	20.10	2.06	32.52	0.07	--	--	Peak
4	401.51	32.21	46.00	-13.79	40.38	21.78	2.62	32.64	0.07	--	--	Peak
5	755.56	28.78	46.00	-17.22	29.28	28.16	3.72	32.52	0.14	--	--	Peak
6	954.41	32.67	46.00	-13.33	28.29	31.00	4.27	31.10	0.21	--	--	Peak

Site : 03CH23-HY
Condition: QP 3m CBL6111D_62028 & 003_241127 VERTICAL

	Freq	Level	Limit Line	Margin	Read Level	Ant Factor	Cable Loss	Preamp Factor	Aux Factor	APos	TPos	Remark
	MHz	dBuV/m	dBuV/m	dB	dBuV	dB/m	dB	dB	dB	cm	deg	
1	31.94	39.74	40.00	-0.26	48.07	23.57	0.65	32.57	0.02	100	147	QP
2	167.74	32.05	43.50	-11.45	46.78	15.99	1.68	32.47	0.07	--	--	Peak
3	245.34	21.42	46.00	-24.58	31.78	20.06	2.02	32.51	0.07	--	--	Peak
4	432.55	28.42	46.00	-17.58	35.47	22.77	2.75	32.65	0.08	--	--	Peak
5	750.71	29.34	46.00	-16.66	29.89	28.13	3.71	32.53	0.14	--	--	Peak
6	956.35	32.51	46.00	-13.49	28.05	31.06	4.27	31.08	0.21	--	--	Peak

Mode	45	
	SHF	
	U-NII-1_5.15-5.25_802.11ax HE160_CH50_5250MHz	
ANT	1 + 2	
Pol.	Horizontal	Vertical
Peak	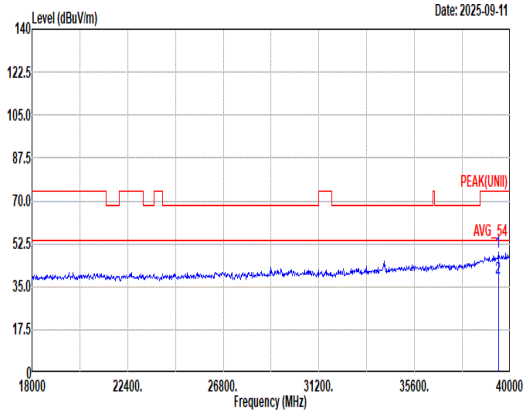 Site : 03CH23-HY Condition: PEAK(UNII) 1m BBHA9170_1225_250702 HORIZONTAL Freq Level Limit Line Margin Read Level Ant Factor Cable Loss Preamp Factor Aux Factor APos TPos Remark MHz dBuV/m dBuV/m dB dBuV dB/m dB dB dB cm deg 1 39450.00 48.97 74.00 -25.03 44.10 46.20 31.04 62.83 -9.54 -- -- Peak 2 39450.00 38.72 54.00 -15.28 33.85 46.20 31.04 62.83 -9.54 -- -- Average	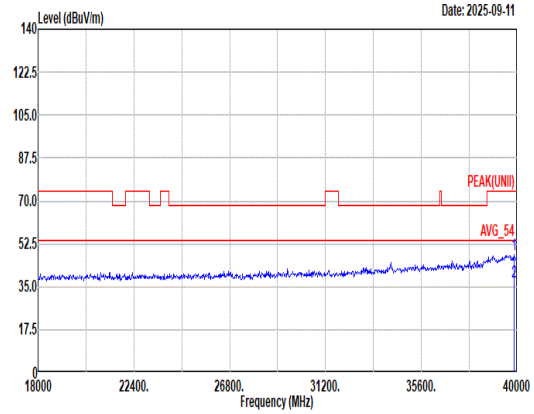 Site : 03CH23-HY Condition: PEAK(UNII) 1m BBHA9170_1225_250702 VERTICAL Freq Level Limit Line Margin Read Level Ant Factor Cable Loss Preamp Factor Aux Factor APos TPos Remark MHz dBuV/m dBuV/m dB dBuV dB/m dB dB dB cm deg 1 39846.00 47.91 74.00 -26.09 44.51 45.47 31.06 63.59 -9.54 -- -- Peak 2 39846.00 36.99 54.00 -17.01 33.59 45.47 31.06 63.59 -9.54 -- -- Average

Appendix D. Duty Cycle Plots

<For Radiated Spurious Emission test>

Chain	Band	Duty Cycle(%)	T(us)	1/T(kHz)	VBW Setting
0+1	802.11a	97.55	1395	0.72	750Hz
0+1	5GHz 802.11ax HE20 Full RU	96.70	10.25	0.98	1kHz
0+1	5GHz 802.11ax HE20 26 RU	94.24	524	1.91	2kHz
0+1	5GHz 802.11ax HE20 106 RU	91.94	388	2.58	2.7kHz
0+1	5GHz 802.11ax HE40 Full RU	94.12	544	1.84	2kHz
0+1	5GHz 802.11ax HE80 Full RU	89.16	296	3.38	3.6kHz
0+1	5GHz 802.11ax HE160 Full RU	84.11	180	5.56	5.6kHz

MIMO <Chain 0+1>

802.11a

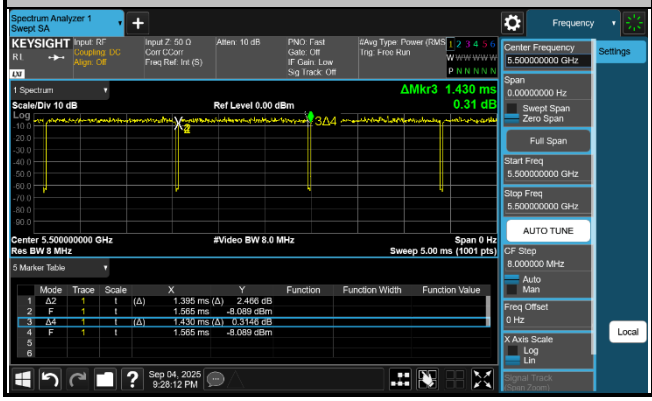

5GHz 802.11ax HE20 Full RU

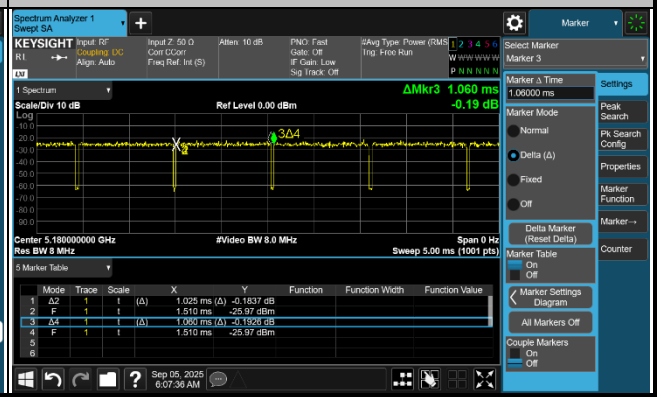

5GHz 802.11ax HE20 26 RU

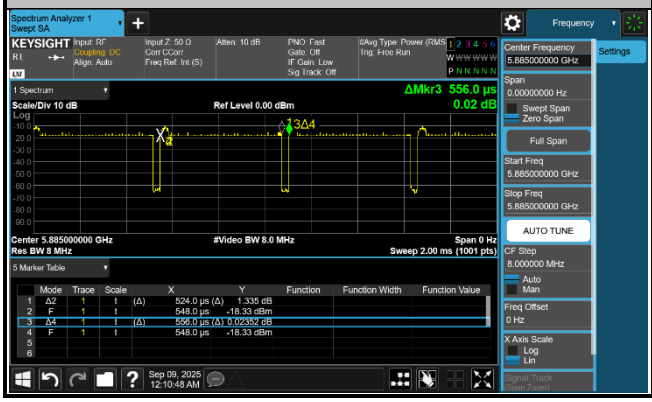

5GHz 802.11ax HE20 106 RU

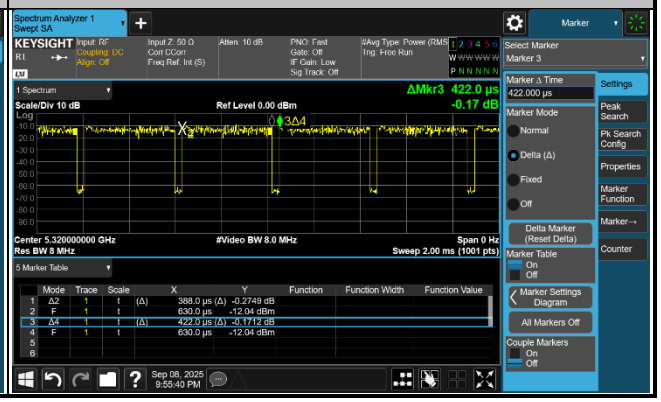

5GHz 802.11ax HE40 Full RU

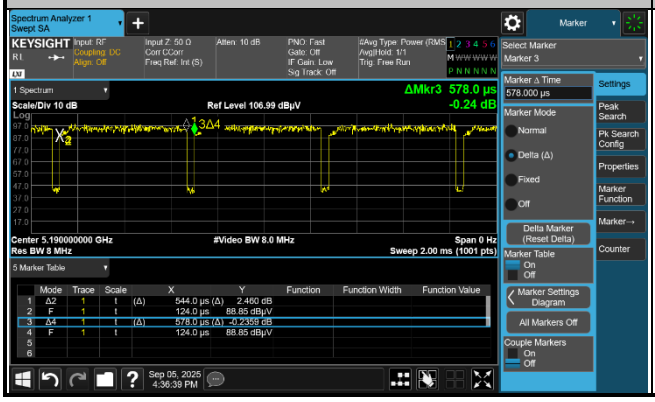

5GHz 802.11ax HE80 Full RU

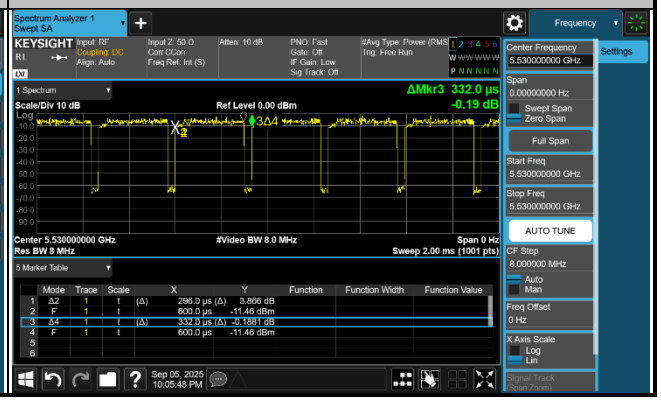

5GHz 802.11ax HE160 Full RU

<For Conducted test>

Ant 1

Band	Duty Cycle(%)	T(us)	Duty Factor(dB)
802.11a	97.62	1395	0.10
5GHz 802.11ac VHT20	97.61	1309	0.11
5GHz 802.11ac VHT40	95.18	652	0.21
5GHz 802.11ac VHT80	90.53	325	0.43
5GHz 802.11ac VHT160	90.50	324	0.43
5GHz 802.11ax HE20 Full RU	96.88	1025	0.14
5GHz 802.11ax HE20 26 RU	94.31	580	0.25
5GHz 802.11ax HE20 52 RU	93.41	496	0.30
5GHz 802.11ax HE20 106 RU	92.77	436	0.33
5GHz 802.11ax HE40	93.94	543	0.27
5GHz 802.11ax HE80	89.46	297	0.48
5GHz 802.11ax HE160	89.43	296	0.49

802.11a

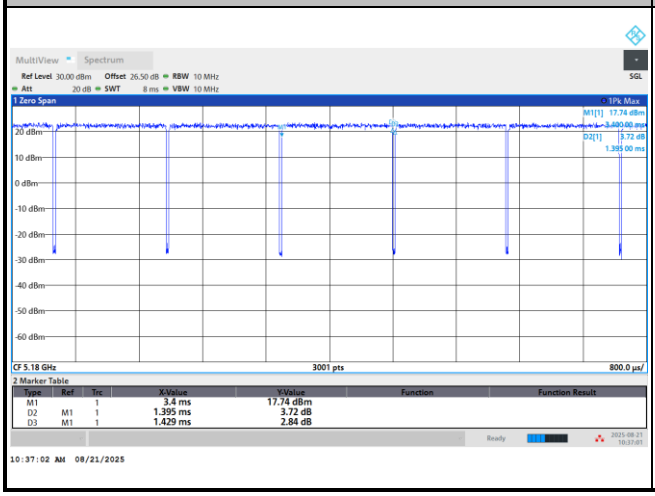

5GHz 802.11ac VHT20

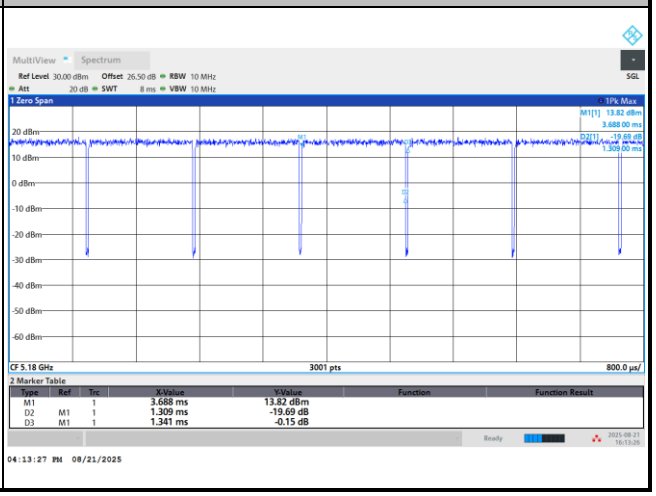

5GHz 802.11ac VHT40

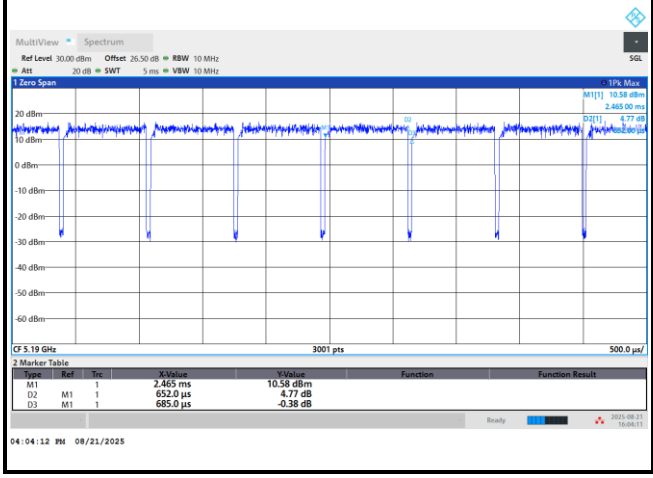

5GHz 802.11ac VHT80

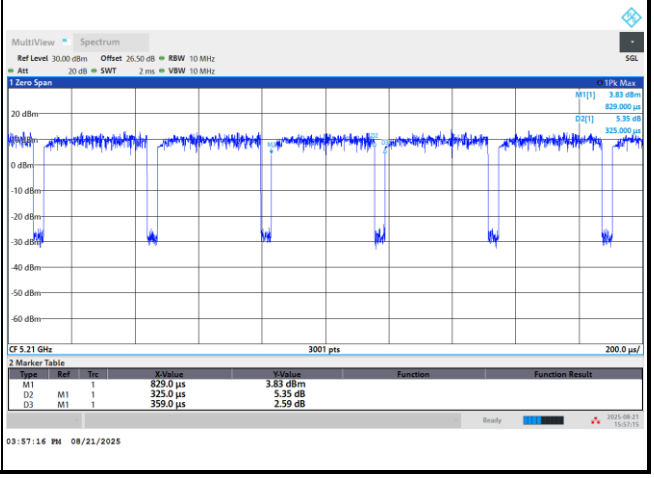

5GHz 802.11ac VHT160

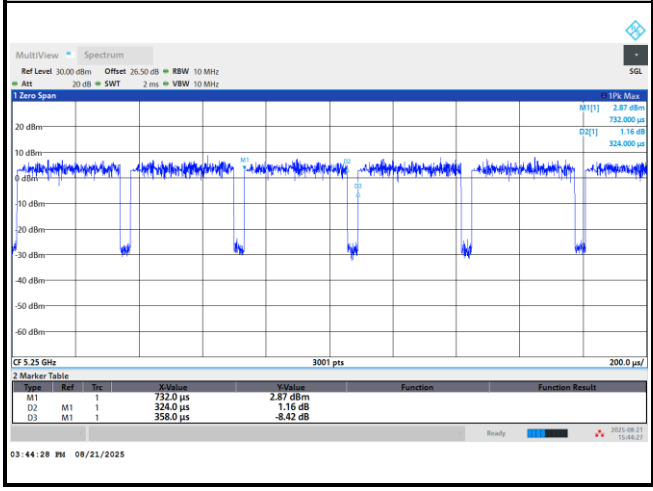

5GHz 802.11ax HE20 Full RU

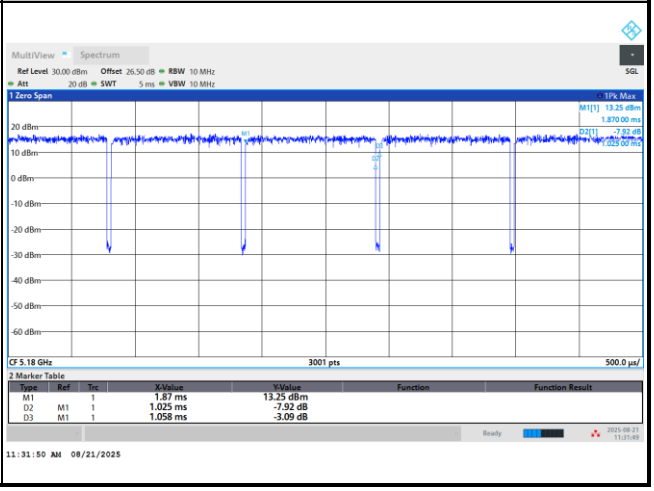

5GHz 802.11ax HE20 26 RU

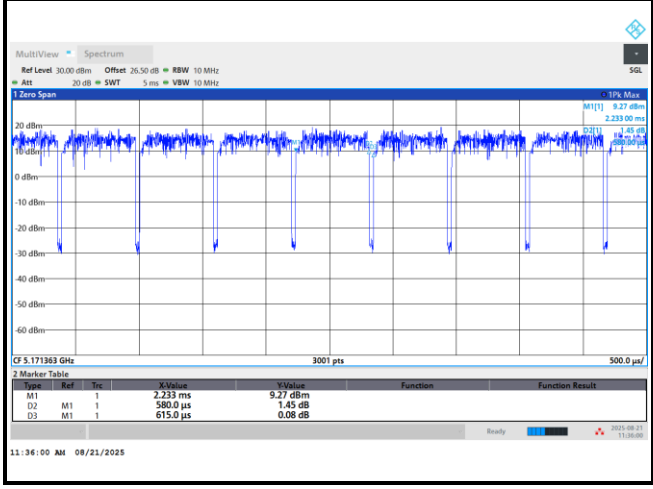

5GHz 802.11ax HE20 52 RU

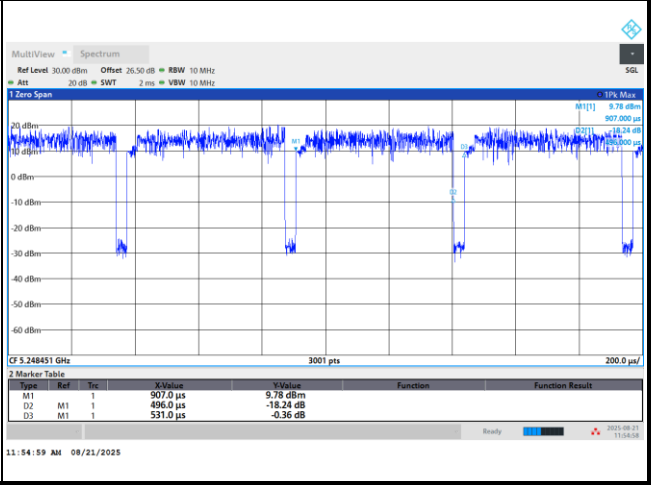

5GHz 802.11ax HE20 106 RU

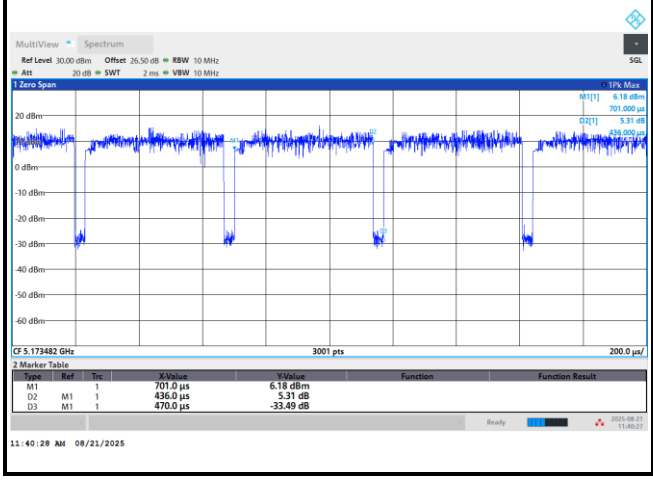

5GHz 802.11ax HE40

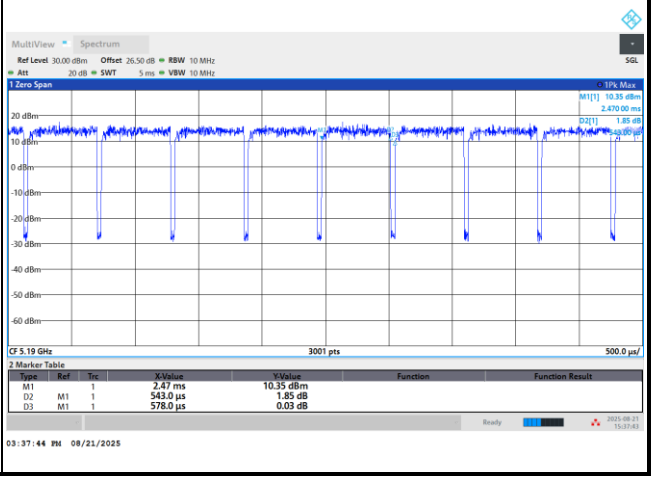

5GHz 802.11ax HE80

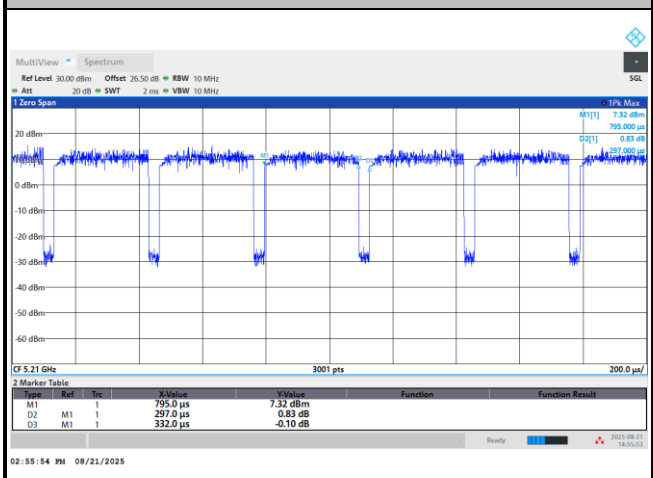

5GHz 802.11ax HE160

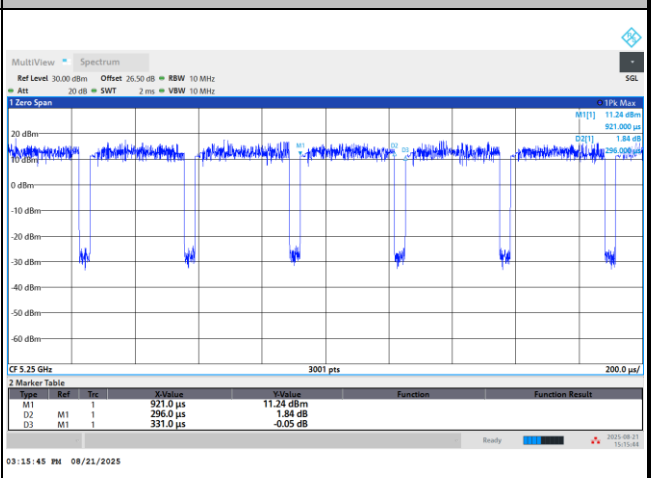

Ant 2

Band	Duty Cycle(%)	T(us)	Duty Factor(dB)
802.11a	97.55	1395	0.11
5GHz 802.11ac VHT20	97.39	1308	0.11
5GHz 802.11ac VHT40	95.18	652	0.21
5GHz 802.11ac VHT80	90.50	324	0.43
5GHz 802.11ac VHT160	90.50	324	0.43
5GHz 802.11ax HE20 Full RU	96.69	1024	0.15
5GHz 802.11ax HE20 26 RU	94.31	580	0.25
5GHz 802.11ax HE20 52 RU	93.42	497	0.30
5GHz 802.11ax HE20 106 RU	92.78	437	0.33
5GHz 802.11ax HE40	94.12	544	0.26
5GHz 802.11ax HE80	89.76	298	0.47
5GHz 802.11ax HE160	89.73	297	0.47

802.11a

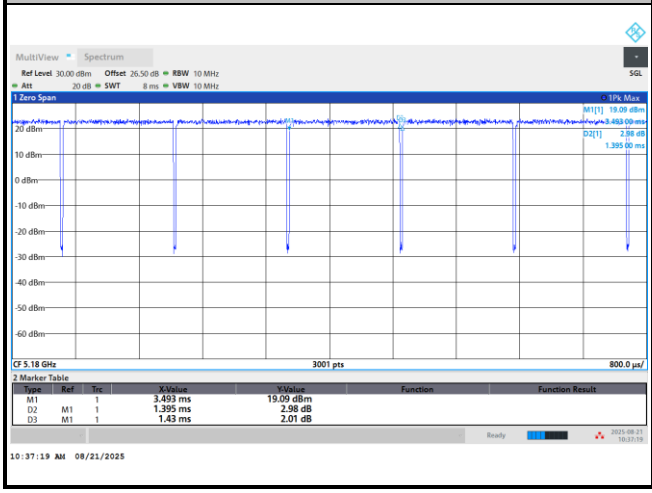

5GHz 802.11ac VHT20

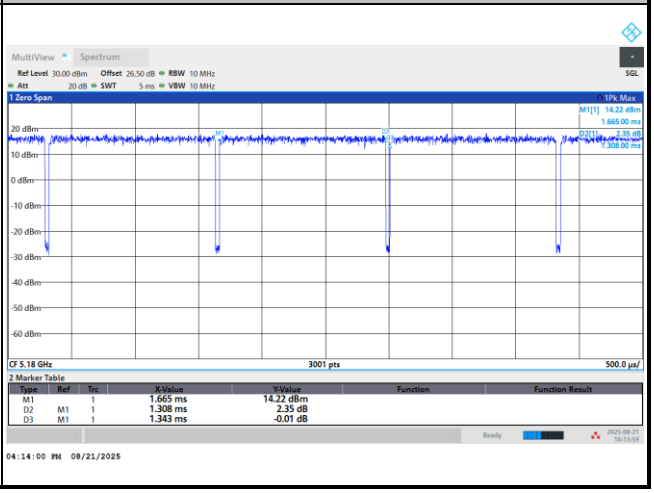

5GHz 802.11ac VHT40

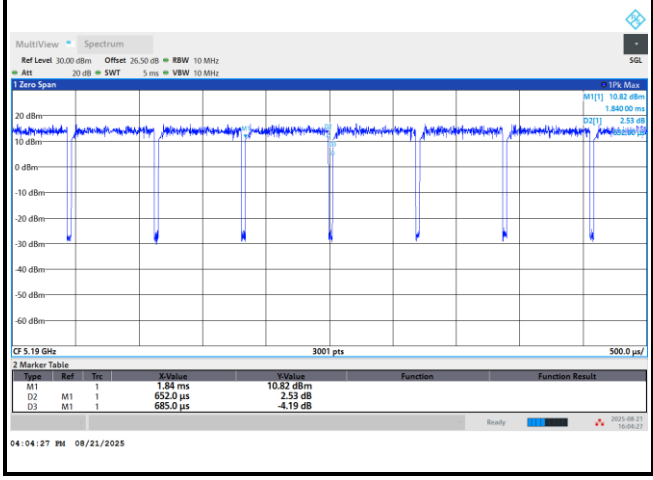

5GHz 802.11ac VHT80

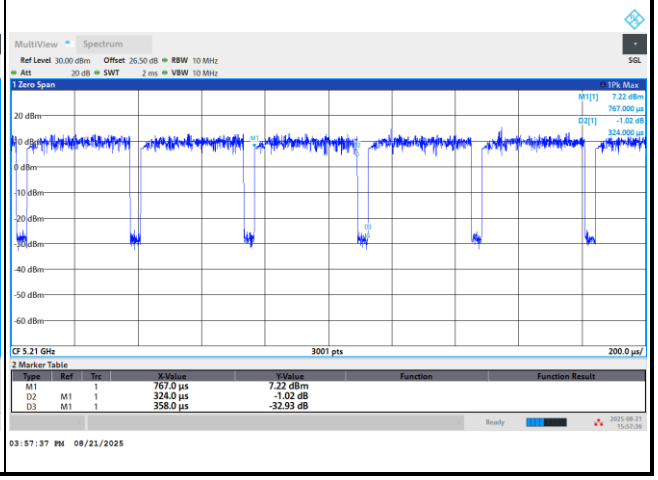

5GHz 802.11ac VHT160

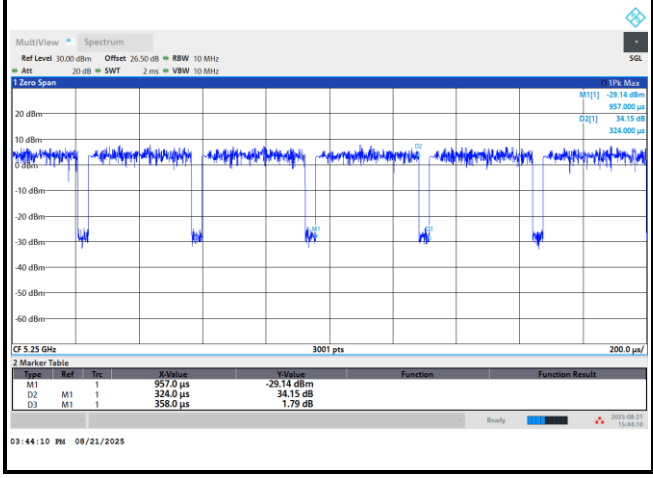

5GHz 802.11ax HE20 Full RU

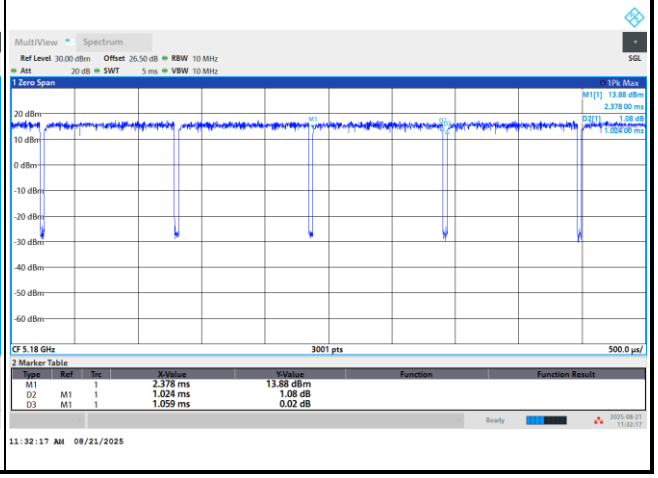

5GHz 802.11ax HE20 26 RU

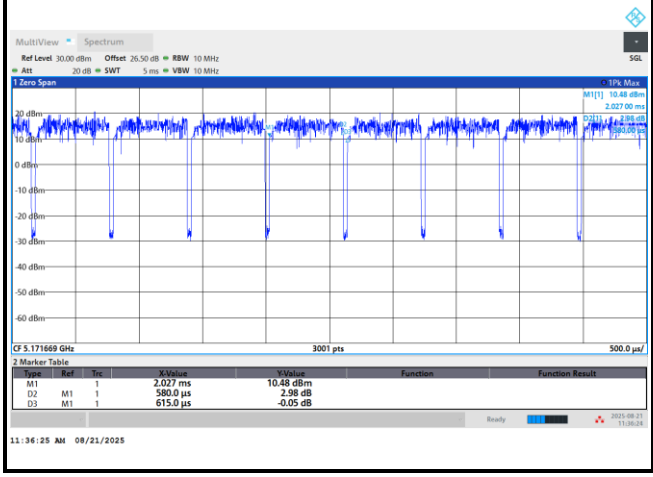

5GHz 802.11ax HE20 52 RU

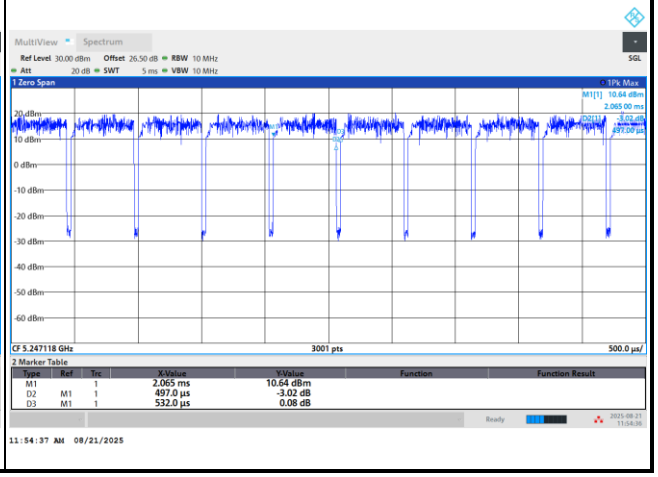

5GHz 802.11ax HE20 106 RU

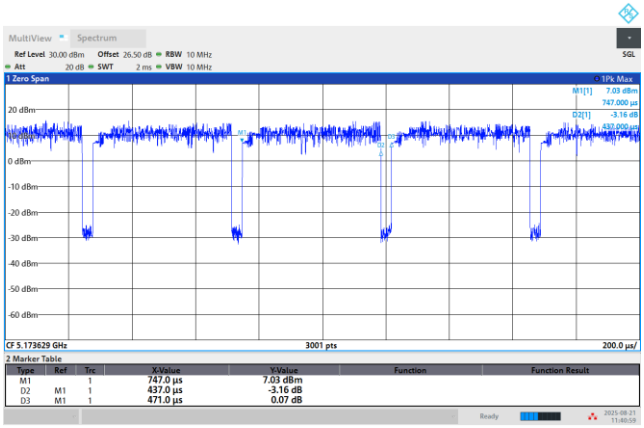

5GHz 802.11ax HE40

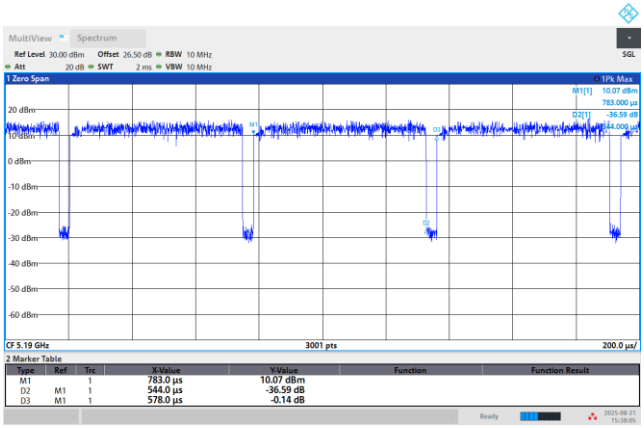

5GHz 802.11ax HE80

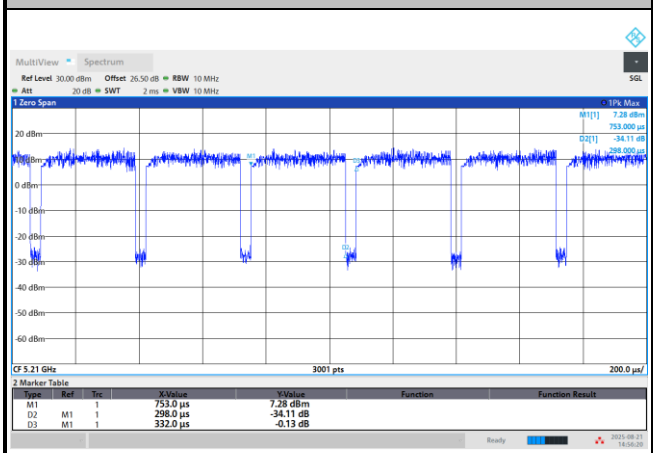
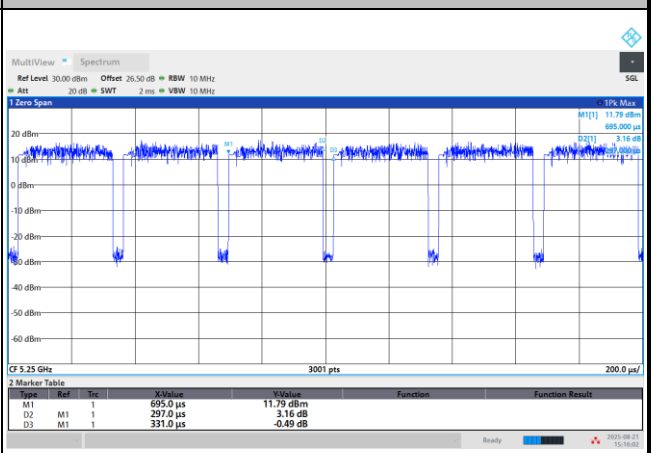
5GHz 802.11ax HE160