Mode	11	
	Band Edge	
	U-NII-1_5.15-5.25_802.11ax HE20_CH36_5180MHz	
ANT	1 + 2	
Pol.	Horizontal	Fundamental
Peak	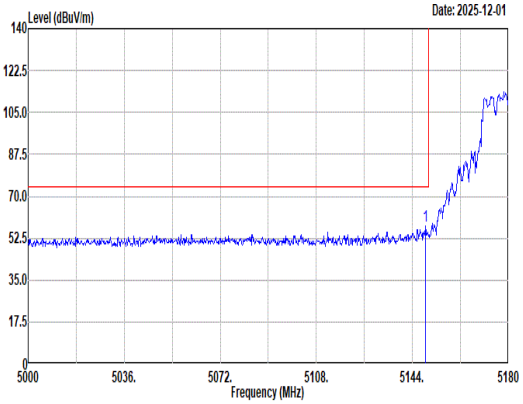 Site : 03CH23-HY Condition: PEAK_BE_74 3m DRH18-E_LE2C05A18EN_250702 HORIZONTAL : RBW:1000.000kHz VBW:3000.000kHz SWT:Auto Freq Level Limit Line Margin Read Level Ant Factor Cable Loss Preamp Factor Aux Factor APos TPos Remark MHz dBuV/m dBuV/m dB dBuV dB/m dB dB dB cm deg 1 5148.86 57.43 74.00 -16.57 42.98 32.90 10.78 32.65 3.42 400 118 Peak	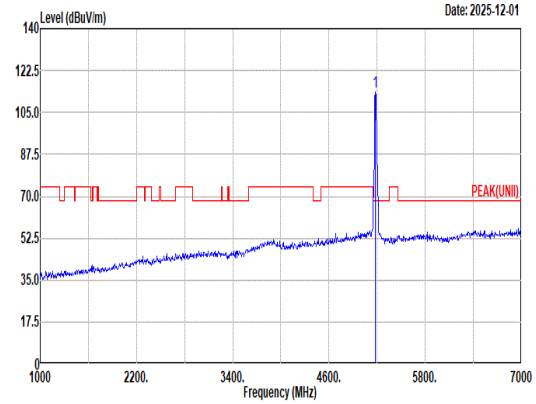 Site : 03CH23-HY Condition: PEAK(UNII) 3m DRH18-E_LE2C05A18EN_250702 HORIZONTAL : RBW:1000.000kHz VBW:3000.000kHz SWT:Auto Freq Level Limit Line Margin Read Level Ant Factor Cable Loss Preamp Factor Aux Factor APos TPos Remark MHz dBuV/m dBuV/m dB dBuV dB/m dB dB dB cm deg 1 5180.00 113.45 ------ ------ 99.13 32.84 10.80 32.74 3.42 400 118 Peak
Avg	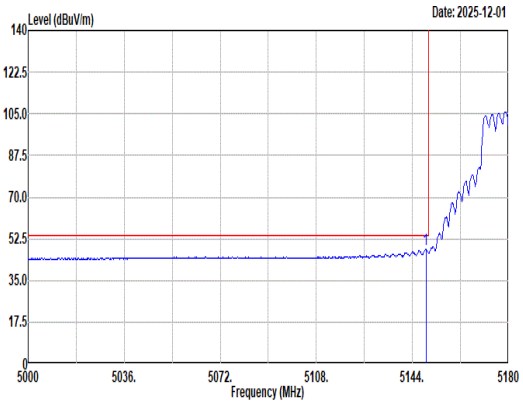 Site : 03CH23-HY Condition: AVG_BE_54 3m DRH18-E_LE2C05A18EN_250702 HORIZONTAL : RBW:1000.000kHz VBW:1.000kHz SWT:Auto Freq Level Limit Line Margin Read Level Ant Factor Cable Loss Preamp Factor Aux Factor APos TPos Remark MHz dBuV/m dBuV/m dB dBuV dB/m dB dB dB cm deg 1 5149.04 48.03 54.00 -5.97 33.58 32.90 10.78 32.65 3.42 400 118 Average	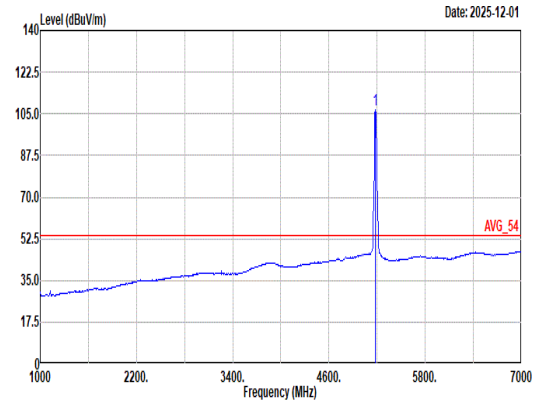 Site : 03CH23-HY Condition: AVG_54 3m DRH18-E_LE2C05A18EN_250702 HORIZONTAL : RBW:1000.000kHz VBW:1.000kHz SWT:Auto Freq Level Limit Line Margin Read Level Ant Factor Cable Loss Preamp Factor Aux Factor APos TPos Remark MHz dBuV/m dBuV/m dB dBuV dB/m dB dB dB cm deg 1 5180.00 106.85 ------ ------ 92.50 32.85 10.80 32.72 3.42 400 118 Average

Mode	11	
	Band Edge	
	U-NII-1_5.15-5.25_802.11ax HE20_CH36_5180MHz	
ANT	1 + 2	
Pol.	Vertical	Fundamental
Peak	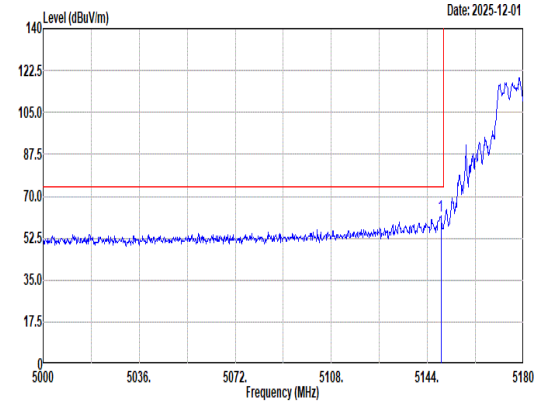 Site : 03CH23-HY Condition: PEAK_BE_74 3m DRH18-E_LE2C05A18EN_250702 VERTICAL : RBW:1000.000kHz VBW:3000.000kHz SWT:Auto Freq Level Limit Line Margin Read Level Ant Factor Cable Loss Preamp Factor Aux Factor APos TPos Remark MHz dBuV/m dBuV/m dB dBuV dB/m dB dB dB cm deg 1 5149.04 61.72 74.00 -12.28 47.27 32.90 10.78 32.65 3.42 281 141 Peak	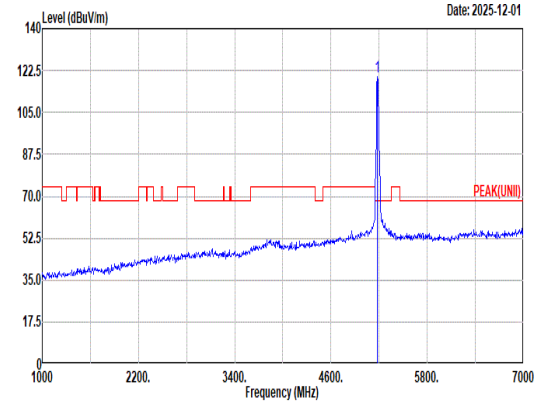 Site : 03CH23-HY Condition: PEAK(UNII) 3m DRH18-E_LE2C05A18EN_250702 VERTICAL : RBW:1000.000kHz VBW:3000.000kHz SWT:Auto Freq Level Limit Line Margin Read Level Ant Factor Cable Loss Preamp Factor Aux Factor APos TPos Remark MHz dBuV/m dBuV/m dB dBuV dB/m dB dB dB cm deg 1 5180.00 119.89 ------ ------ 105.57 32.84 10.80 32.74 3.42 281 141 Peak
Avg	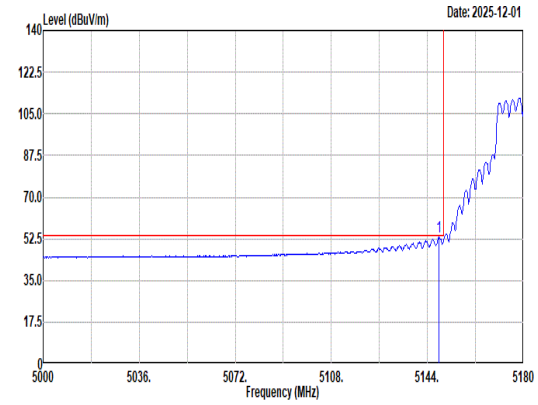 Site : 03CH23-HY Condition: AVG_BE_54 3m DRH18-E_LE2C05A18EN_250702 VERTICAL : RBW:1000.000kHz VBW:1.000kHz SWT:Auto Freq Level Limit Line Margin Read Level Ant Factor Cable Loss Preamp Factor Aux Factor APos TPos Remark MHz dBuV/m dBuV/m dB dBuV dB/m dB dB dB cm deg 1 5148.32 53.28 54.00 -0.72 38.82 32.90 10.78 32.64 3.42 281 141 Average	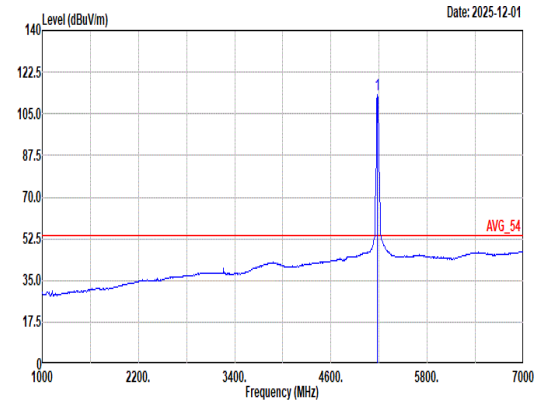 Site : 03CH23-HY Condition: AVG_54 3m DRH18-E_LE2C05A18EN_250702 VERTICAL : RBW:1000.000kHz VBW:1.000kHz SWT:Auto Freq Level Limit Line Margin Read Level Ant Factor Cable Loss Preamp Factor Aux Factor APos TPos Remark MHz dBuV/m dBuV/m dB dBuV dB/m dB dB dB cm deg 1 5180.00 112.84 ------ ------ 98.52 32.84 10.80 32.74 3.42 281 141 Average

Mode	11	
	Harmonic	
	U-NII-1_5.15-5.25_802.11ax HE20_CH36_5180MHz	
ANT	1 + 2	
Pol.	Horizontal	Vertical
Peak Avg	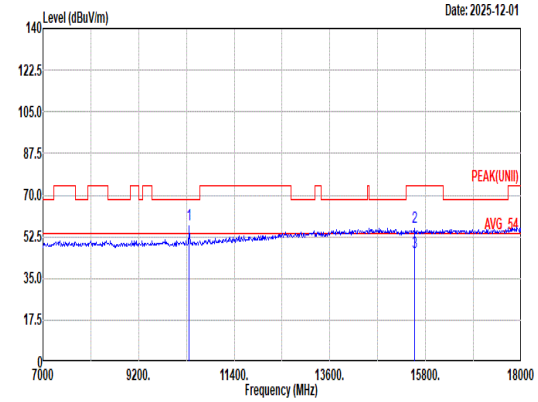 Site : 03CH23-HY Condition: PEAK(UNII) 3m DRH18-E_LE2C05A18EN_250702 HORIZONTAL Freq Level Limit Line Margin Read Level Ant Factor Cable Loss Preamp Factor Aux Factor APos TPos Remark MHz dBuV/m dBuV/m dB dBuV dB/m dB dB dB cm deg 1 10360.00 57.69 68.20 -10.51 41.70 37.66 15.20 39.00 2.13 400 145 Peak 2 15540.00 56.46 74.00 -17.54 38.98 41.00 18.71 44.69 2.46 -- -- Peak 3 15540.00 46.22 54.00 -7.78 28.74 41.00 18.71 44.69 2.46 -- -- Average	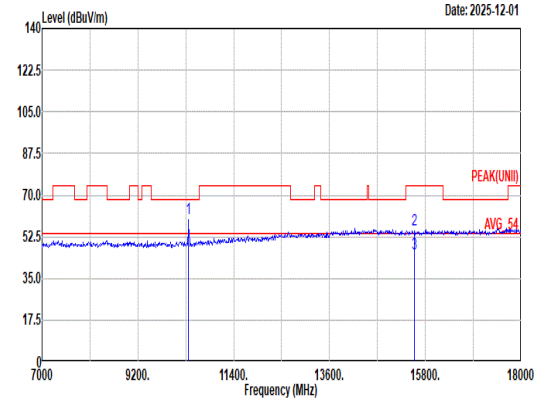 Site : 03CH23-HY Condition: PEAK(UNII) 3m DRH18-E_LE2C05A18EN_250702 VERTICAL Freq Level Limit Line Margin Read Level Ant Factor Cable Loss Preamp Factor Aux Factor APos TPos Remark MHz dBuV/m dBuV/m dB dBuV dB/m dB dB dB cm deg 1 10360.00 60.32 68.20 -7.88 44.33 37.66 15.20 39.00 2.13 203 163 Peak 2 15540.00 55.44 74.00 -18.56 37.96 41.00 18.71 44.69 2.46 -- -- Peak 3 15540.00 45.21 54.00 -8.79 27.73 41.00 18.71 44.69 2.46 -- -- Average

Mode	11	
	Harmonic	
	U-NII-1_5.15-5.25_802.11ax HE20_CH36_5180MHz	
ANT	1 + 2	
Pol.	Horizontal	Vertical
10.6G ~18G Avg	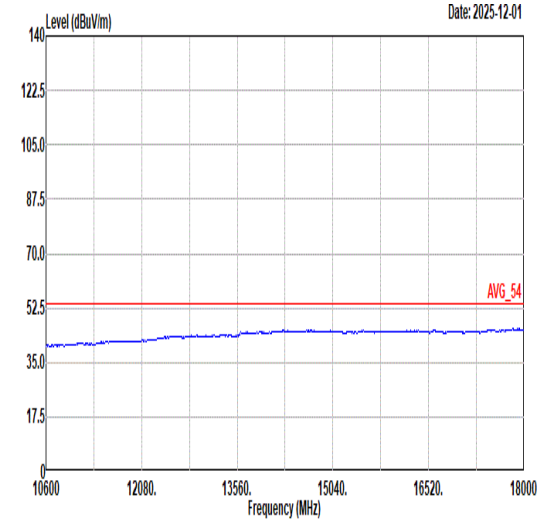 Site : 03CH23-HY Condition: AVG_54 3m DRH18-E_LE2C05A18EN_250702 HORIZONTAL	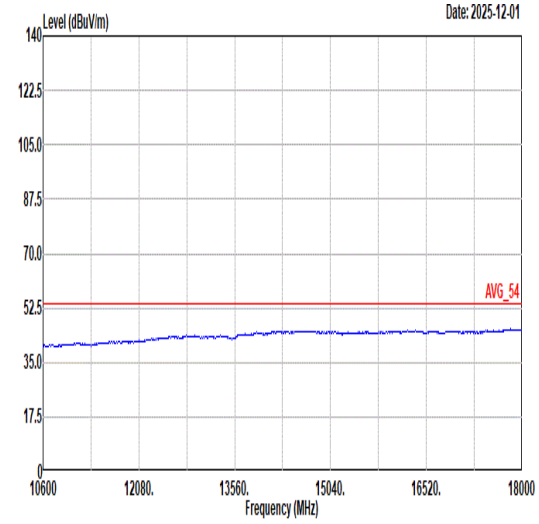 Site : 03CH23-HY Condition: AVG_54 3m DRH18-E_LE2C05A18EN_250702 VERTICAL

Mode	12	
	Band Edge - L	
	U-NII-1_5.15-5.25_802.11ax HE20_CH44_5220MHz	
ANT	1 + 2	
Pol.	Horizontal	Fundamental
Peak	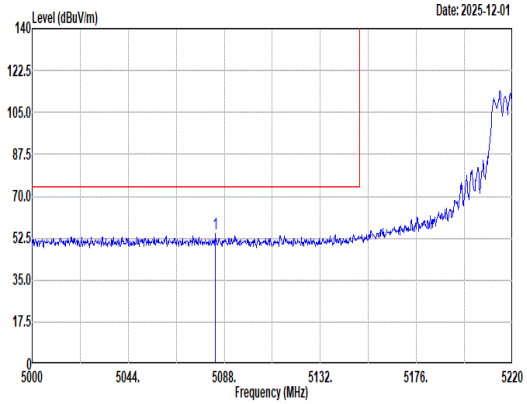 Site : 03CH23-HY Condition: PEAK_BE_74 3m DRH18-E_LE2C05A18EN_250702 HORIZONTAL : RBW:1000.000kHz VBW:3000.000kHz SWT:Auto Freq Level Limit Line Margin Read Level Ant Factor Cable Loss Preamp Factor Aux Factor APos TPos Remark MHz dBuV/m dBuV/m dB dBuV dB/m dB dB dB cm deg 1 5084.04 54.21 74.00 -19.79 39.64 32.90 10.72 32.46 3.41 400 118 Peak	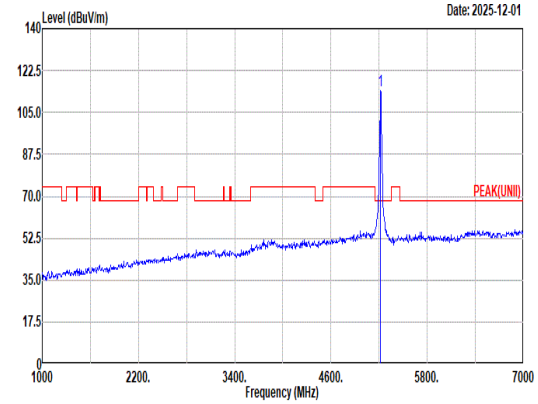 Site : 03CH23-HY Condition: PEAK(UNII) 3m DRH18-E_LE2C05A18EN_250702 HORIZONTAL : RBW:1000.000kHz VBW:3000.000kHz SWT:Auto Freq Level Limit Line Margin Read Level Ant Factor Cable Loss Preamp Factor Aux Factor APos TPos Remark MHz dBuV/m dBuV/m dB dBuV dB/m dB dB dB cm deg 1 5220.00 114.23 ------ ------ 100.05 32.76 10.83 32.84 3.43 400 118 Peak
Avg	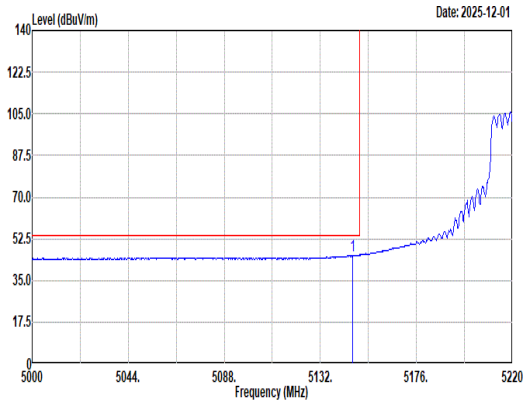 Site : 03CH23-HY Condition: AVG_BE_54 3m DRH18-E_LE2C05A18EN_250702 HORIZONTAL : RBW:1000.000kHz VBW:1.000kHz SWT:Auto Freq Level Limit Line Margin Read Level Ant Factor Cable Loss Preamp Factor Aux Factor APos TPos Remark MHz dBuV/m dBuV/m dB dBuV dB/m dB dB dB cm deg 1 5146.74 45.70 54.00 -8.30 31.25 32.90 10.77 32.64 3.42 400 118 Average	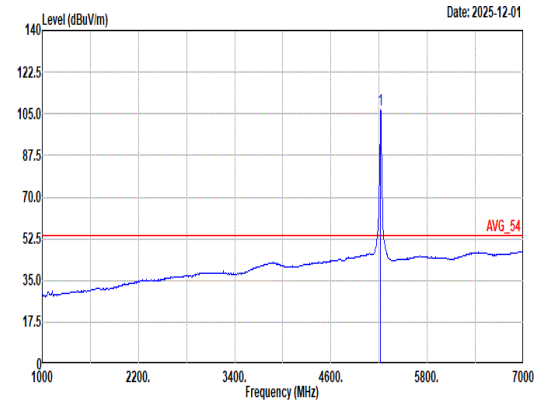 Site : 03CH23-HY Condition: AVG_54 3m DRH18-E_LE2C05A18EN_250702 HORIZONTAL : RBW:1000.000kHz VBW:1.000kHz SWT:Auto Freq Level Limit Line Margin Read Level Ant Factor Cable Loss Preamp Factor Aux Factor APos TPos Remark MHz dBuV/m dBuV/m dB dBuV dB/m dB dB dB cm deg 1 5220.00 106.57 ------ ------ 92.39 32.76 10.83 32.84 3.43 400 118 Average

Mode	12	
	Band Edge - R	
	U-NII-1_5.15-5.25_802.11ax HE20_CH44_5220MHz	
ANT	1 + 2	
Pol.	Horizontal	Fundamental
Peak	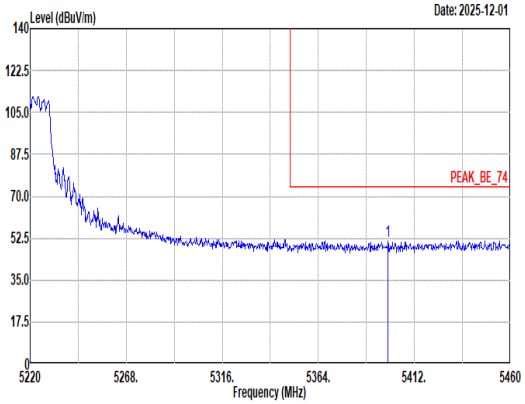 Site : 03CH23-HY Condition: PEAK_BE_74 3m DRH18-E_LE2C05A18EN_250702 HORIZONTAL : RBW:1000.000kHz VBW:3000.000kHz SWT:Auto Limit Read Ant Cable Preamp Aux APos TPos Freq Level Line Margin Level Factor Loss Factor Factor Remark MHz dBuV/m dBuV/m dB dBuV dB/m dB dB dB cm deg 1 5398.80 51.45 74.00 -22.55 37.75 32.60 10.96 33.36 3.50 400 118 Peak	Blank
Avg	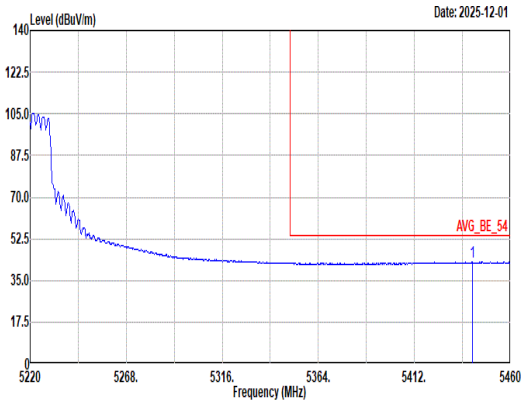 Site : 03CH23-HY Condition: AVG_BE_54 3m DRH18-E_LE2C05A18EN_250702 HORIZONTAL : RBW:1000.000kHz VBW:1.000kHz SWT:Auto Limit Read Ant Cable Preamp Aux APos TPos Freq Level Line Margin Level Factor Loss Factor Factor Remark MHz dBuV/m dBuV/m dB dBuV dB/m dB dB dB cm deg 1 5441.04 42.75 54.00 -11.25 29.02 32.68 11.02 33.48 3.51 400 118 Average	Blank

Mode	12
	Band Edge - L
	U-NII-1_5.15-5.25_802.11ax HE20_CH44_5220MHz
ANT	1 + 2

Pol.	Vertical	Fundamental
Peak	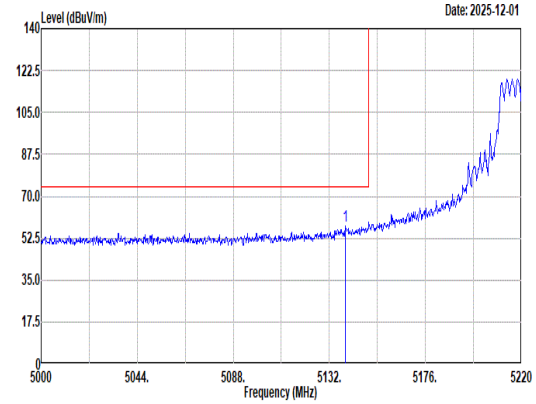 Site : 03CH23-HY Condition: PEAK_BE_74 3m DRH18-E_LE2C05A18EN_250702 VERTICAL : RBW:1000.000kHz VBW:3000.000kHz SWT:Auto 1 5139.48 57.36 74.00 -16.64 42.89 32.90 10.77 32.62 3.42 284 145 Peak	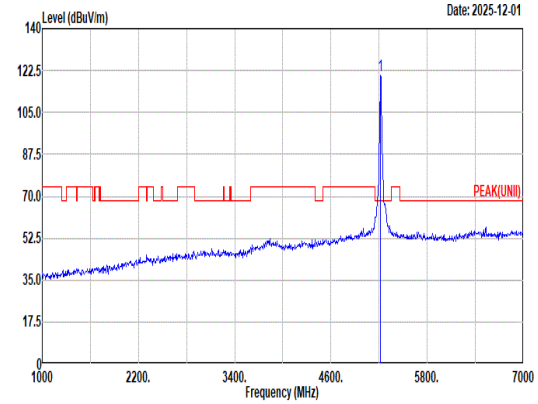 Site : 03CH23-HY Condition: PEAK(UNII) 3m DRH18-E_LE2C05A18EN_250702 VERTICAL : RBW:1000.000kHz VBW:3000.000kHz SWT:Auto 1 5220.00 120.37 ------ ------ 106.19 32.76 10.83 32.84 3.43 284 145 Peak
Avg	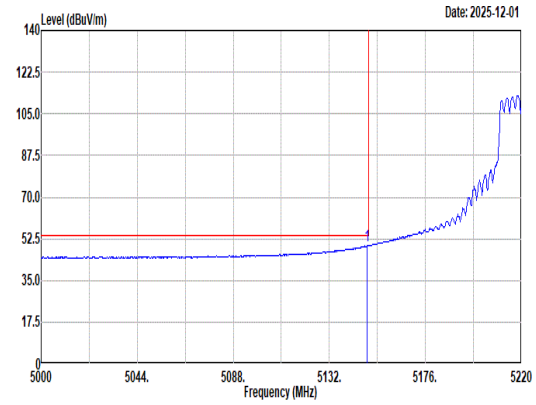 Site : 03CH23-HY Condition: AVG_BE_54 3m DRH18-E_LE2C05A18EN_250702 VERTICAL : RBW:1000.000kHz VBW:1.000kHz SWT:Auto 1 5149.38 49.60 54.00 -4.40 35.15 32.90 10.78 32.65 3.42 284 145 Average	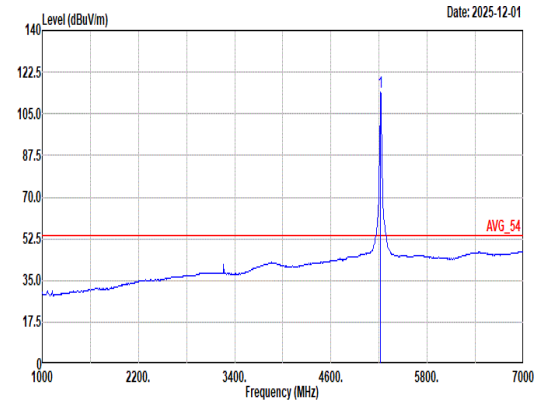 Site : 03CH23-HY Condition: AVG_54 3m DRH18-E_LE2C05A18EN_250702 VERTICAL : RBW:1000.000kHz VBW:1.000kHz SWT:Auto 1 5220.00 113.86 ------ ------ 99.68 32.76 10.83 32.84 3.43 284 145 Average

Mode	12	
	Band Edge - R	
	U-NII-1_5.15-5.25_802.11ax HE20_CH44_5220MHz	
ANT	1 + 2	
Pol.	Vertical	Fundamental
Peak	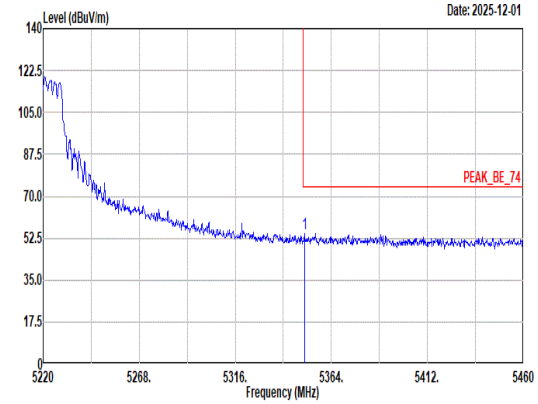 Site : 03CH23-HY Condition: PEAK_BE_74 3m DRH18-E_LE2C05A18EN_250702 VERTICAL : RBW:1000.000kHz VBW:3000.000kHz SWT:Auto Limit Read Ant Cable Preamp Aux APos TPos Freq Level Line Margin Level Factor Loss Factor Factor Remark MHz dBuV/m dBuV/m dB dBuV dB/m dB dB dB cm deg 1 5350.56 54.54 74.00 -19.46 40.85 32.50 10.93 33.22 3.48 284 145 Peak	Blank
Avg	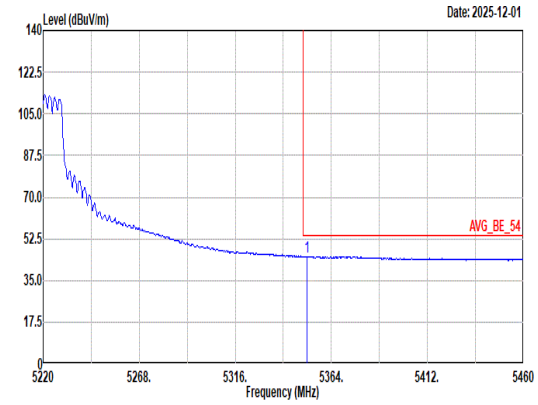 Site : 03CH23-HY Condition: AVG_BE_54 3m DRH18-E_LE2C05A18EN_250702 VERTICAL : RBW:1000.000kHz VBW:1.000kHz SWT:Auto Limit Read Ant Cable Preamp Aux APos TPos Freq Level Line Margin Level Factor Loss Factor Factor Remark MHz dBuV/m dBuV/m dB dBuV dB/m dB dB dB cm deg 1 5352.00 45.10 54.00 -8.90 31.42 32.50 10.93 33.23 3.48 284 145 Average	Blank

Mode	12	
	Harmonic	
	U-NII-1_5.15-5.25_802.11ax HE20_CH44_5220MHz	
ANT	1 + 2	
Pol.	Horizontal	Vertical
Peak Avg	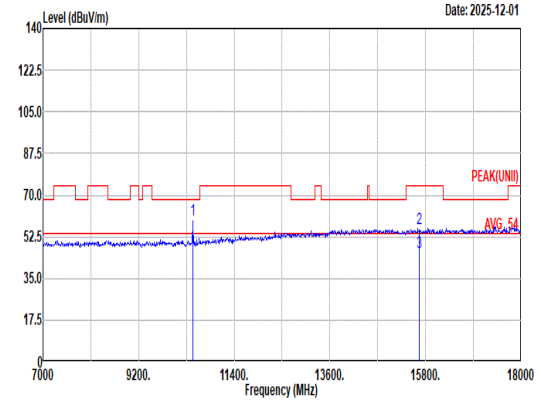 Site : 03CH23-HY Condition: PEAK(UNII) 3m DRH18-E_LE2C05A18EN_250702 HORIZONTAL Freq Level Limit Line Margin Read Level Ant Factor Cable Loss Preamp Factor Aux Factor APos TPos Remark MHz dBuV/m dBuV/m dB dBuV dB/m dB dB dB cm deg 1 10440.00 59.65 68.20 -8.55 43.90 37.42 15.26 39.07 2.14 319 151 Peak 2 15660.00 56.17 74.00 -17.83 38.84 40.88 18.81 44.83 2.47 -- -- Peak 3 15660.00 45.92 54.00 -8.08 28.59 40.88 18.81 44.83 2.47 -- -- Average	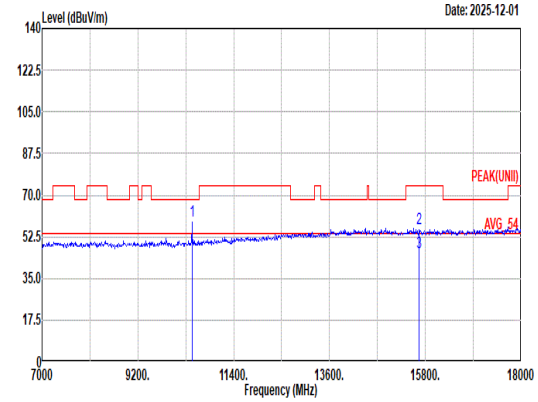 Site : 03CH23-HY Condition: PEAK(UNII) 3m DRH18-E_LE2C05A18EN_250702 VERTICAL Freq Level Limit Line Margin Read Level Ant Factor Cable Loss Preamp Factor Aux Factor APos TPos Remark MHz dBuV/m dBuV/m dB dBuV dB/m dB dB dB cm deg 1 10440.00 59.15 68.20 -9.05 43.40 37.42 15.26 39.07 2.14 294 241 Peak 2 15660.00 56.13 74.00 -17.87 38.80 40.88 18.81 44.83 2.47 -- -- Peak 3 15660.00 45.88 54.00 -8.12 28.55 40.88 18.81 44.83 2.47 -- -- Average

Mode	12	
	Harmonic	
	U-NII-1_5.15-5.25_802.11ax HE20_CH44_5220MHz	
ANT	1 + 2	
Pol.	Horizontal	Vertical
10.6G ~18G Avg	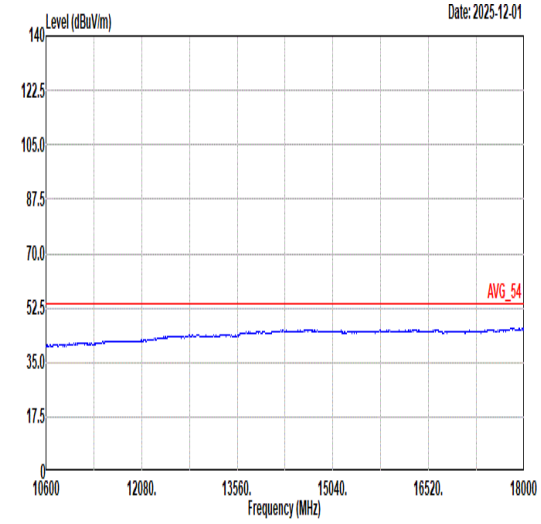 Site : 03CH23-HY Condition: AVG_54 3m DRH18-E_LE2C05A18EN_250702 HORIZONTAL	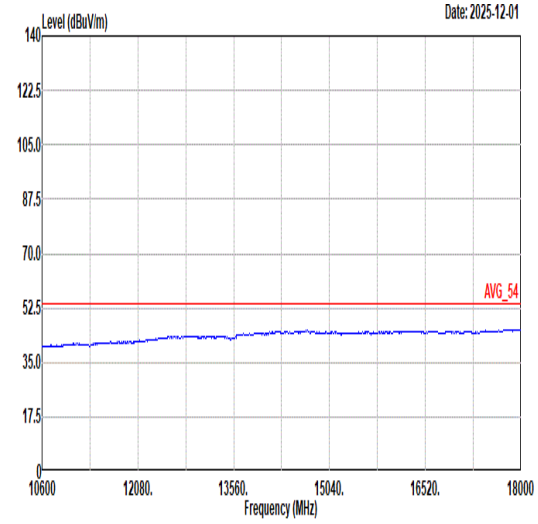 Site : 03CH23-HY Condition: AVG_54 3m DRH18-E_LE2C05A18EN_250702 VERTICAL

Mode	13	
	Band Edge - L	
	U-NII-1_5.15-5.25_802.11ax HE20_CH48_5240MHz	
ANT	1 + 2	
Pol.	Horizontal	Fundamental
Peak	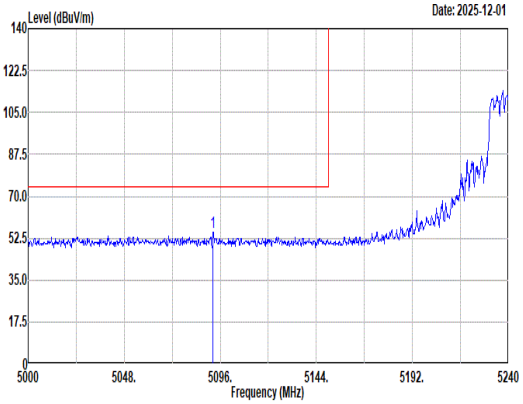 Site : 03CH23-HY Condition: PEAK_BE_74 3m DRH18-E_LE2C05A18EN_250702 HORIZONTAL : RBW:1000.000kHz VBW:3000.000kHz SWT:Auto Freq Level Limit Line Margin Read Level Ant Factor Cable Loss Preamp Factor Aux Factor APos TPos Remark MHz dBuV/m dBuV/m dB dBuV dB/m dB dB dB cm deg 1 5092.40 54.98 74.00 -19.02 40.42 32.90 10.73 32.48 3.41 400 115 Peak	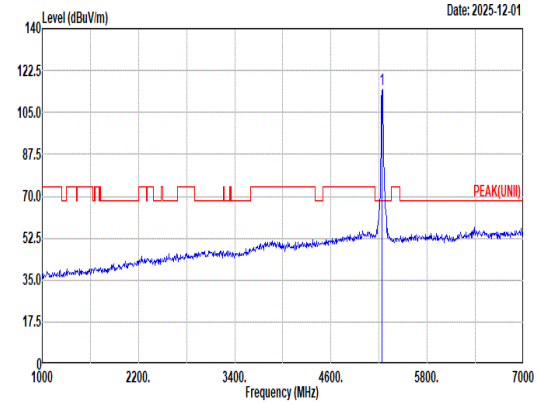 Site : 03CH23-HY Condition: PEAK(UNII) 3m DRH18-E_LE2C05A18EN_250702 HORIZONTAL : RBW:1000.000kHz VBW:3000.000kHz SWT:Auto Freq Level Limit Line Margin Read Level Ant Factor Cable Loss Preamp Factor Aux Factor APos TPos Remark MHz dBuV/m dBuV/m dB dBuV dB/m dB dB dB cm deg 1 5240.00 114.58 ------ ------ 100.48 32.72 10.85 32.91 3.44 400 115 Peak
Avg	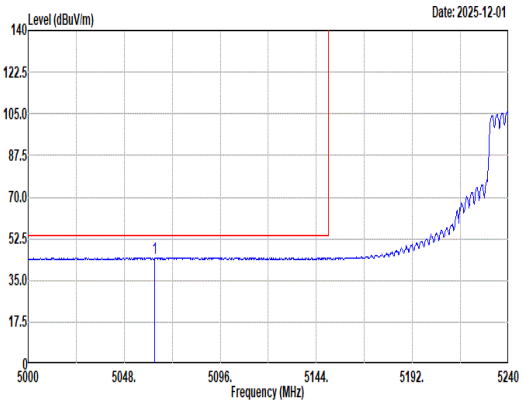 Site : 03CH23-HY Condition: AVG_BE_54 3m DRH18-E_LE2C05A18EN_250702 HORIZONTAL : RBW:1000.000kHz VBW:1.000kHz SWT:Auto Freq Level Limit Line Margin Read Level Ant Factor Cable Loss Preamp Factor Aux Factor APos TPos Remark MHz dBuV/m dBuV/m dB dBuV dB/m dB dB dB cm deg 1 5063.12 44.52 54.00 -9.48 29.91 32.90 10.70 32.40 3.41 400 115 Average	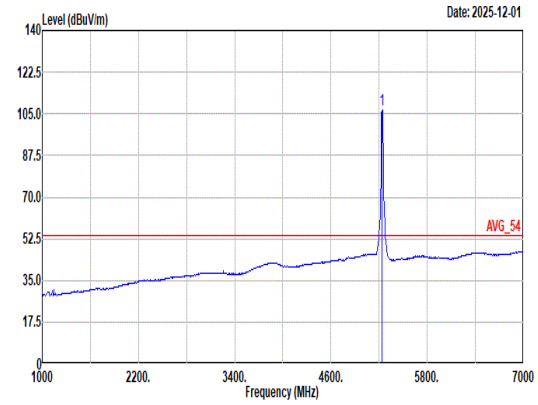 Site : 03CH23-HY Condition: AVG_54 3m DRH18-E_LE2C05A18EN_250702 HORIZONTAL : RBW:1000.000kHz VBW:1.000kHz SWT:Auto Freq Level Limit Line Margin Read Level Ant Factor Cable Loss Preamp Factor Aux Factor APos TPos Remark MHz dBuV/m dBuV/m dB dBuV dB/m dB dB dB cm deg 1 5240.00 106.64 ------ ------ 92.54 32.72 10.85 32.91 3.44 400 115 Average

Mode	13	
	Band Edge - R	
	U-NII-1_5.15-5.25_802.11ax HE20_CH48_5240MHz	
ANT	1 + 2	
Pol.	Horizontal	Fundamental
Peak	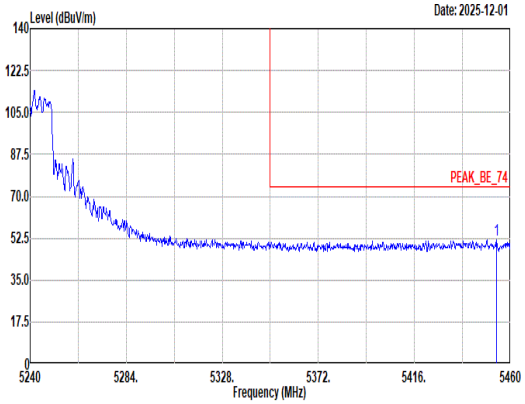 Site : 03CH23-HY Condition: PEAK_BE_74 3m DRH18-E_LE2C05A18EN_250702 HORIZONTAL : RBW:1000.000kHz VBW:3000.000kHz SWT:Auto Freq Level Limit Line Margin Read Level Ant Factor Cable Loss Preamp Factor Aux Factor APos TPos Remark MHz dBuV/m dBuV/m dB dBuV dB/m dB dB dB cm deg 1 5453.62 51.84 74.00 -22.16 38.11 32.71 11.03 33.52 3.51 400 115 Peak	Blank
Avg	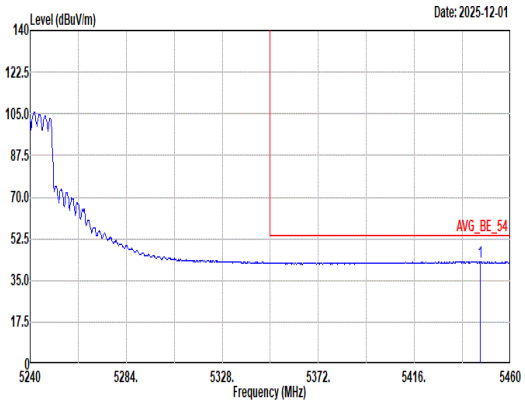 Site : 03CH23-HY Condition: AVG_BE_54 3m DRH18-E_LE2C05A18EN_250702 HORIZONTAL : RBW:1000.000kHz VBW:1.000kHz SWT:Auto Freq Level Limit Line Margin Read Level Ant Factor Cable Loss Preamp Factor Aux Factor APos TPos Remark MHz dBuV/m dBuV/m dB dBuV dB/m dB dB dB cm deg 1 5446.14 42.89 54.00 -11.11 29.17 32.69 11.02 33.50 3.51 400 115 Average	Blank

Mode	13	
	Band Edge - L	
	U-NII-1_5.15-5.25_802.11ax HE20_CH48_5240MHz	
ANT	1 + 2	
Pol.	Vertical	Fundamental
Peak	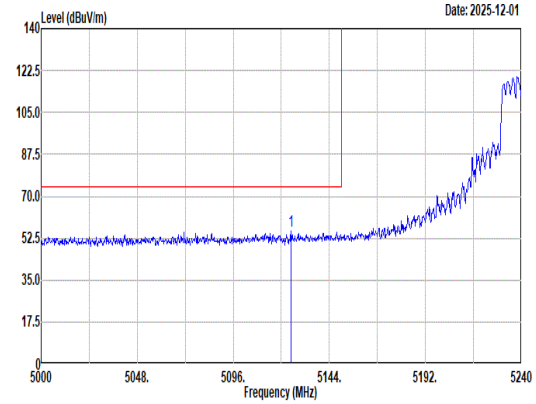 Site : 03CH23-HY Condition: PEAK_BE_74 3m DRH18-E_LE2C05A18EN_250702 VERTICAL : RBW:1000.000kHz VBW:3000.000kHz SWT:Auto 1 5125.04 55.69 74.00 -18.31 41.19 32.90 10.76 32.58 3.42 300 148 Peak	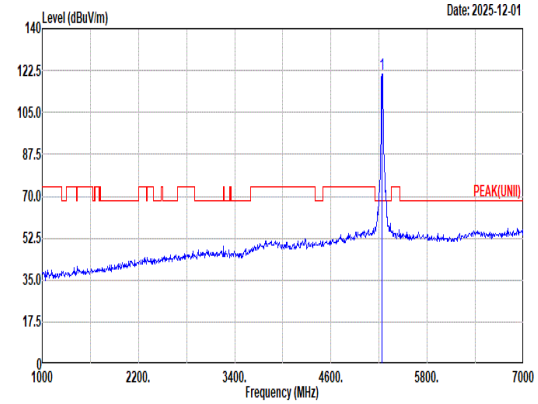 Site : 03CH23-HY Condition: PEAK(UNII) 3m DRH18-E_LE2C05A18EN_250702 VERTICAL : RBW:1000.000kHz VBW:3000.000kHz SWT:Auto 1 5240.00 121.22 ------ ------ 107.12 32.72 10.85 32.91 3.44 300 148 Peak
Avg	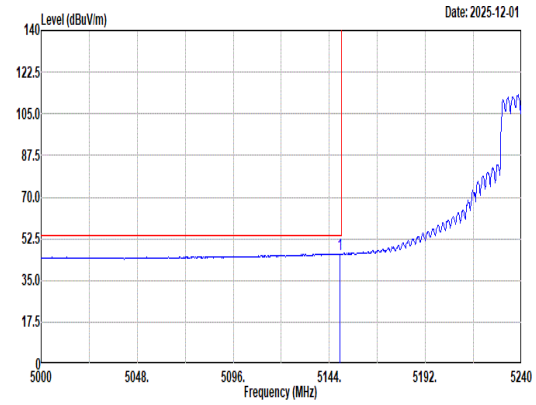 Site : 03CH23-HY Condition: AVG_BE_54 3m DRH18-E_LE2C05A18EN_250702 VERTICAL : RBW:1000.000kHz VBW:1.000kHz SWT:Auto 1 5149.28 46.23 54.00 -7.77 31.78 32.90 10.78 32.65 3.42 300 148 Average	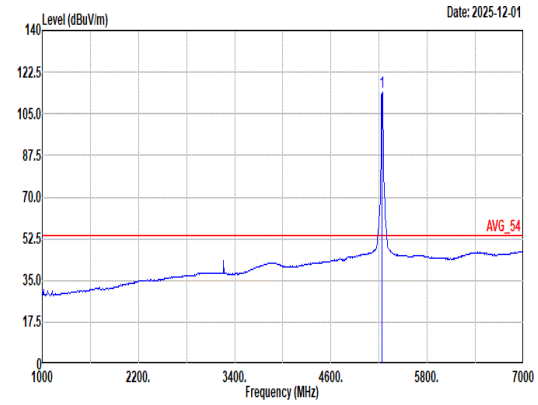 Site : 03CH23-HY Condition: AVG_54 3m DRH18-E_LE2C05A18EN_250702 VERTICAL : RBW:1000.000kHz VBW:1.000kHz SWT:Auto 1 5240.00 113.98 ------ ------ 99.88 32.72 10.85 32.91 3.44 300 148 Average

Mode	13	
	Band Edge - R	
	U-NII-1_5.15-5.25_802.11ax HE20_CH48_5240MHz	
ANT	1 + 2	
Pol.	Vertical	Fundamental
Peak	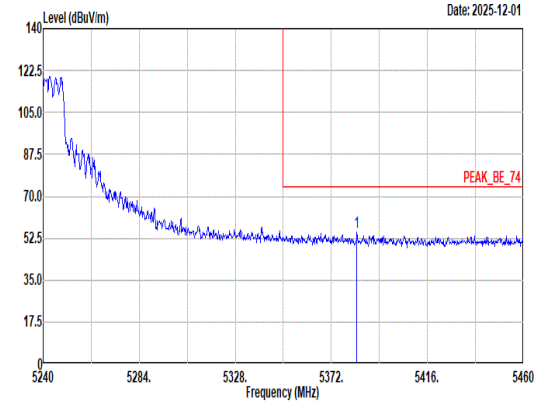 Site : 03CH23-HY Condition: PEAK_BE_74 3m DRH18-E_LE2C05A18EN_250702 VERTICAL : RBW:1000.000kHz VBW:3000.000kHz SWT:Auto Limit Read Ant Cable Preamp Aux APos TPos Freq Level Line Margin Level Factor Loss Factor Factor Remark MHz dBuV/m dBuV/m dB dBuV dB/m dB dB dB cm deg 1 5383.66 54.85 74.00 -19.15 41.16 32.57 10.95 33.32 3.49 300 148 Peak	Blank
Avg	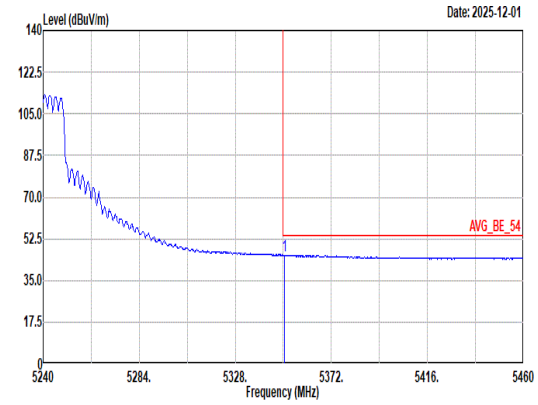 Site : 03CH23-HY Condition: AVG_BE_54 3m DRH18-E_LE2C05A18EN_250702 VERTICAL : RBW:1000.000kHz VBW:1.000kHz SWT:Auto Limit Read Ant Cable Preamp Aux APos TPos Freq Level Line Margin Level Factor Loss Factor Factor Remark MHz dBuV/m dBuV/m dB dBuV dB/m dB dB dB cm deg 1 5350.44 45.62 54.00 -8.38 31.93 32.50 10.93 33.22 3.48 300 148 Average	Blank

Mode	13	
	Harmonic	
	U-NII-1_5.15-5.25_802.11ax HE20_CH48_5240MHz	
ANT	1 + 2	
Pol.	Horizontal	Vertical
Peak Avg	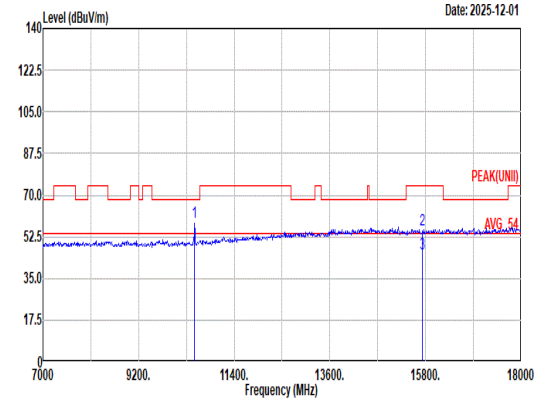 Site : 03CH23-HY Condition: PEAK(UNII) 3m DRH18-E_LE2C05A18EN_250702 HORIZONTAL Freq Level Limit Line Margin Read Level Ant Factor Cable Loss Preamp Factor Aux Factor APos TPos Remark MHz dBuV/m dBuV/m dB dBuV dB/m dB dB dB cm deg 1 10480.00 58.81 68.20 -9.39 43.01 37.46 15.29 39.10 2.15 400 164 Peak 2 15720.00 55.56 74.00 -18.44 38.28 40.84 18.86 44.90 2.48 -- -- Peak 3 15720.00 45.31 54.00 -8.69 28.03 40.84 18.86 44.90 2.48 -- -- Average	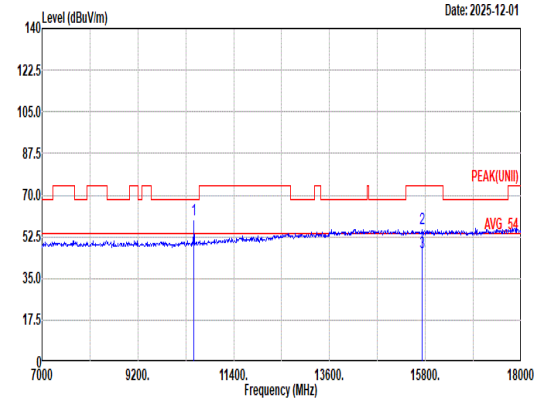 Site : 03CH23-HY Condition: PEAK(UNII) 3m DRH18-E_LE2C05A18EN_250702 VERTICAL Freq Level Limit Line Margin Read Level Ant Factor Cable Loss Preamp Factor Aux Factor APos TPos Remark MHz dBuV/m dBuV/m dB dBuV dB/m dB dB dB cm deg 1 10480.00 59.76 68.20 -8.44 43.96 37.46 15.29 39.10 2.15 224 236 Peak 2 15720.00 56.02 74.00 -17.98 38.74 40.84 18.86 44.90 2.48 -- -- Peak 3 15720.00 45.77 54.00 -8.23 28.49 40.84 18.86 44.90 2.48 -- -- Average

Mode	13	
	Harmonic	
	U-NII-1_5.15-5.25_802.11ax HE20_CH48_5240MHz	
ANT	1 + 2	
Pol.	Horizontal	Vertical
10.6G ~18G Avg	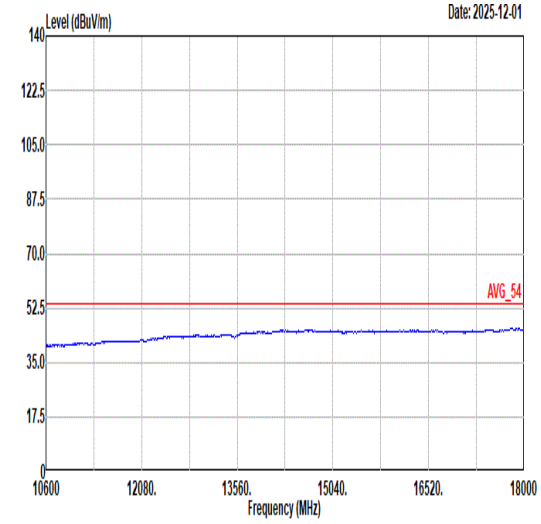 Site : 03CH23-HY Condition: AVG_54 3m DRH18-E_LE2C05A18EN_250702 HORIZONTAL	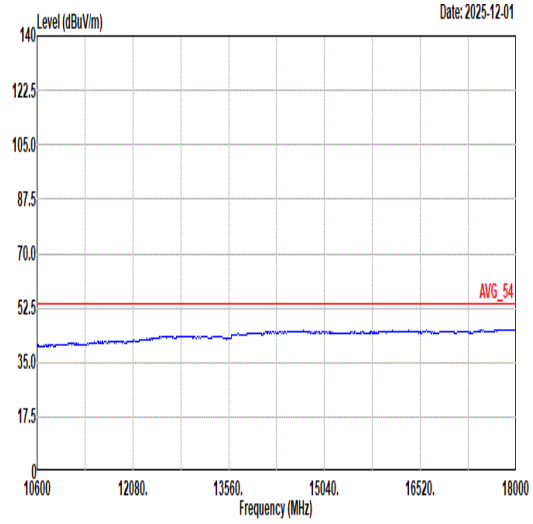 Site : 03CH23-HY Condition: AVG_54 3m DRH18-E_LE2C05A18EN_250702 VERTICAL

Mode	14	
	Band Edge	
	U-NII-1_5.15-5.25_802.11ax HE20_CH36_26/0_5180MHz	
ANT	1 + 2	
Pol.	Horizontal	Fundamental
Peak	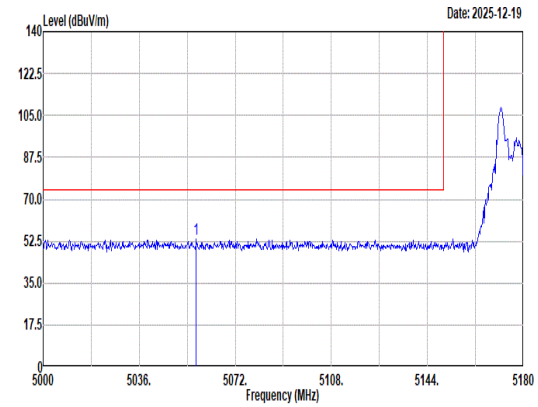 Site : 03CH23-HY Condition: PEAK_BE_74 3m DRH18-E_LE2C05A18EN_250702 HORIZONTAL : RBW:1000.000kHz VBW:3000.000kHz SWT:Auto Freq Level Limit Line Margin Read Level Ant Factor Cable Loss Preamp Factor Aux Factor APos TPos Remark MHz dBuV/m dBuV/m dB dBuV dB/m dB dB dB cm deg 1 5057.42 53.12 74.00 -20.88 38.49 32.90 10.70 32.38 3.41 200 240 Peak	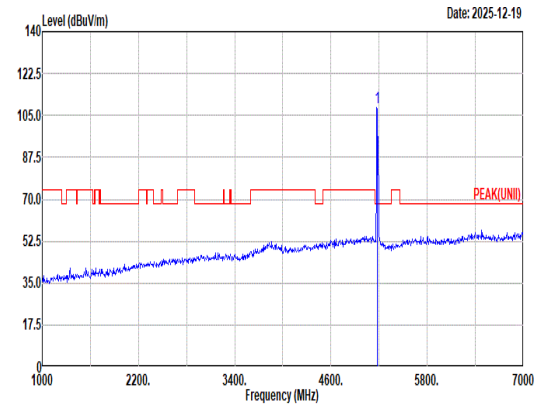 Site : 03CH23-HY Condition: PEAK(UNII) 3m DRH18-E_LE2C05A18EN_250702 HORIZONTAL : RBW:1000.000kHz VBW:3000.000kHz SWT:Auto Freq Level Limit Line Margin Read Level Ant Factor Cable Loss Preamp Factor Aux Factor APos TPos Remark MHz dBuV/m dBuV/m dB dBuV dB/m dB dB dB cm deg 1 5180.00 108.24 ------ ------ 93.88 32.86 10.79 32.71 3.42 200 240 Peak
Avg	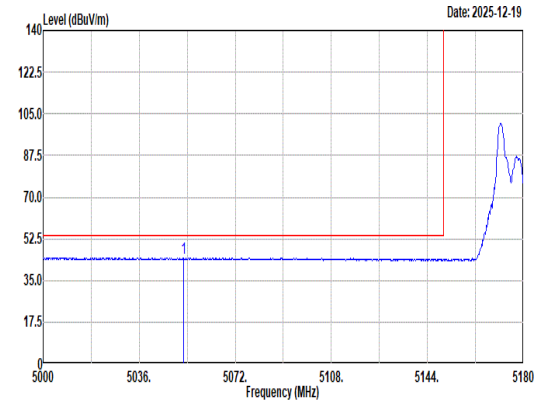 Site : 03CH23-HY Condition: AVG_BE_54 3m DRH18-E_LE2C05A18EN_250702 HORIZONTAL : RBW:1000.000kHz VBW:1.800kHz SWT:Auto Freq Level Limit Line Margin Read Level Ant Factor Cable Loss Preamp Factor Aux Factor APos TPos Remark MHz dBuV/m dBuV/m dB dBuV dB/m dB dB dB cm deg 1 5052.56 44.61 54.00 -9.39 29.98 32.90 10.69 32.37 3.41 200 240 Average	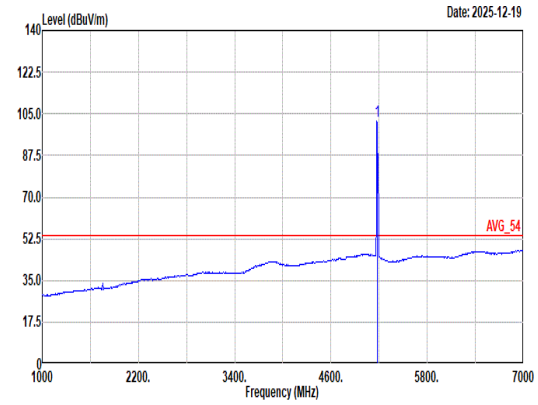 Site : 03CH23-HY Condition: AVG_54 3m DRH18-E_LE2C05A18EN_250702 HORIZONTAL : RBW:1000.000kHz VBW:1.800kHz SWT:Auto Freq Level Limit Line Margin Read Level Ant Factor Cable Loss Preamp Factor Aux Factor APos TPos Remark MHz dBuV/m dBuV/m dB dBuV dB/m dB dB dB cm deg 1 5180.00 101.96 ------ ------ 87.60 32.86 10.79 32.71 3.42 200 240 Average

Mode	14	
	Band Edge	
	U-NII-1_5.15-5.25_802.11ax HE20_CH36_26/0_5180MHz	
ANT	1 + 2	
Pol.	Vertical	Fundamental
Peak	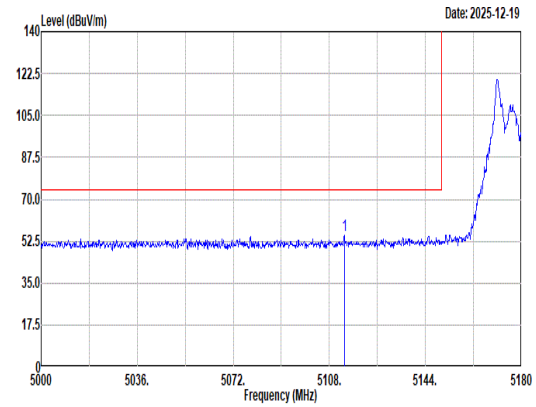 Site : 03CH23-HY Condition: PEAK_BE_74 3m DRH18-E_LE2C05A18EN_250702 VERTICAL : RBW:1000.000kHz VBW:3000.000kHz SWT:Auto Freq Level Limit Line Margin Read Level Ant Factor Cable Loss Preamp Factor Aux Factor APos TPos Remark 1 5113.58 54.78 74.00 -19.22 40.25 32.90 10.75 32.54 3.42 299 144 Peak	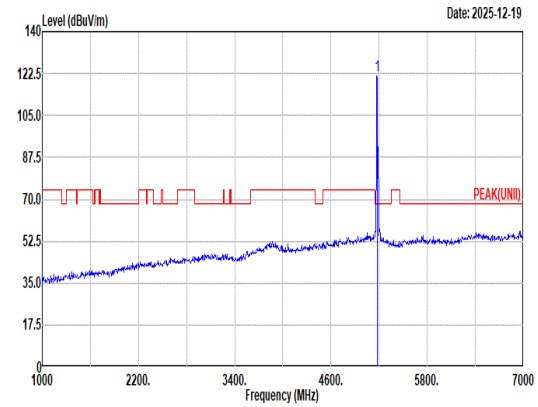 Site : 03CH23-HY Condition: PEAK(UNII) 3m DRH18-E_LE2C05A18EN_250702 VERTICAL : RBW:1000.000kHz VBW:3000.000kHz SWT:Auto Freq Level Limit Line Margin Read Level Ant Factor Cable Loss Preamp Factor Aux Factor APos TPos Remark 1 5180.00 121.48 ------ ------ 107.12 32.86 10.79 32.71 3.42 299 144 Peak
Avg	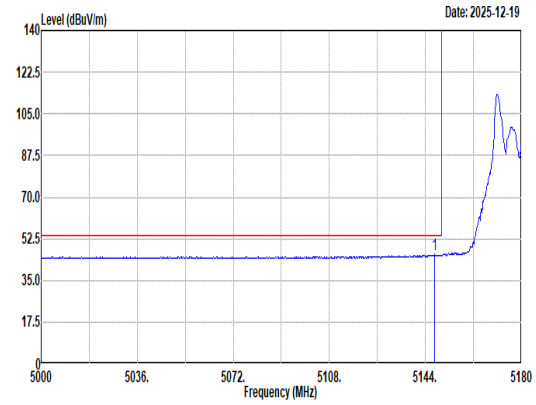 Site : 03CH23-HY Condition: AVG_BE_54 3m DRH18-E_LE2C05A18EN_250702 VERTICAL : RBW:1000.000kHz VBW:1.800kHz SWT:Auto Freq Level Limit Line Margin Read Level Ant Factor Cable Loss Preamp Factor Aux Factor APos TPos Remark 1 5147.42 45.90 54.00 -8.10 31.44 32.90 10.78 32.64 3.42 299 144 Average	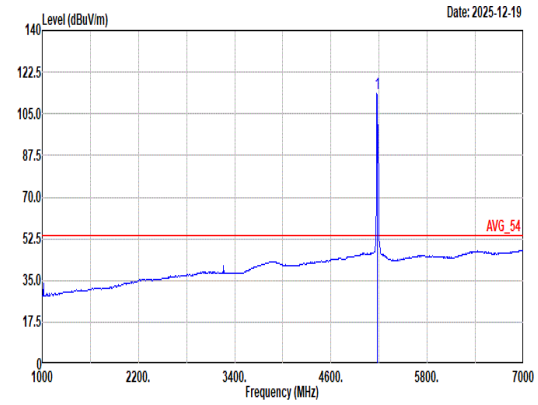 Site : 03CH23-HY Condition: AVG_54 3m DRH18-E_LE2C05A18EN_250702 VERTICAL : RBW:1000.000kHz VBW:1.800kHz SWT:Auto Freq Level Limit Line Margin Read Level Ant Factor Cable Loss Preamp Factor Aux Factor APos TPos Remark 1 5180.00 113.56 ------ ------ 99.20 32.86 10.79 32.71 3.42 299 144 Average

Mode	15	
	Band Edge	
	U-NII-1_5.15-5.25_802.11ax HE20_CH36_106/53_5180MHz	
ANT	1 + 2	
Pol.	Horizontal	Fundamental
Peak	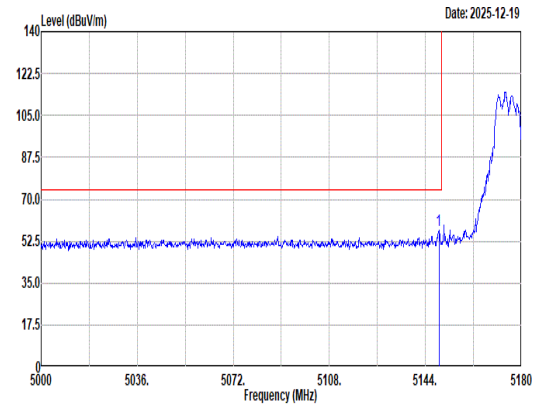 Site : 03CH23-HY Condition: PEAK_BE_74 3m DRH18-E_LE2C05A18EN_250702 HORIZONTAL : RBW:1000.000kHz VBW:3000.000kHz SWT:Auto Freq Level Limit Line Margin Read Level Ant Factor Cable Loss Preamp Factor Aux Factor APos TPos Remark MHz dBuV/m dBuV/m dB dBuV dB/m dB dB dB cm deg 1 5149.04 56.94 74.00 -17.06 42.49 32.90 10.78 32.65 3.42 400 113 Peak	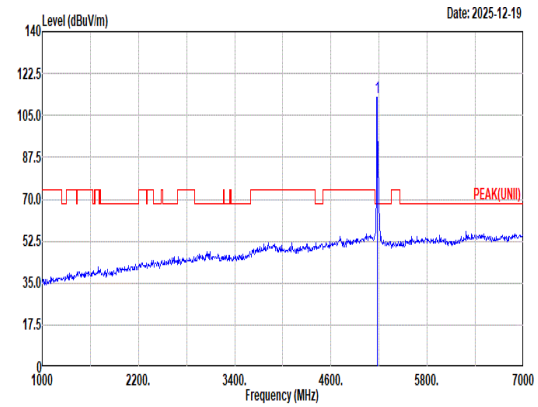 Site : 03CH23-HY Condition: PEAK(UNII) 3m DRH18-E_LE2C05A18EN_250702 HORIZONTAL : RBW:1000.000kHz VBW:3000.000kHz SWT:Auto Freq Level Limit Line Margin Read Level Ant Factor Cable Loss Preamp Factor Aux Factor APos TPos Remark MHz dBuV/m dBuV/m dB dBuV dB/m dB dB dB cm deg 1 5180.00 112.38 ------ ------ 98.03 32.85 10.80 32.72 3.42 400 113 Peak
Avg	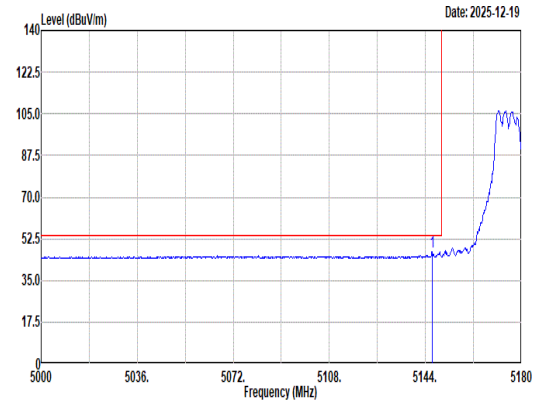 Site : 03CH23-HY Condition: AVG_BE_54 3m DRH18-E_LE2C05A18EN_250702 HORIZONTAL : RBW:1000.000kHz VBW:2.400kHz SWT:Auto Freq Level Limit Line Margin Read Level Ant Factor Cable Loss Preamp Factor Aux Factor APos TPos Remark MHz dBuV/m dBuV/m dB dBuV dB/m dB dB dB cm deg 1 5146.70 47.01 54.00 -6.99 32.56 32.90 10.77 32.64 3.42 400 113 Average	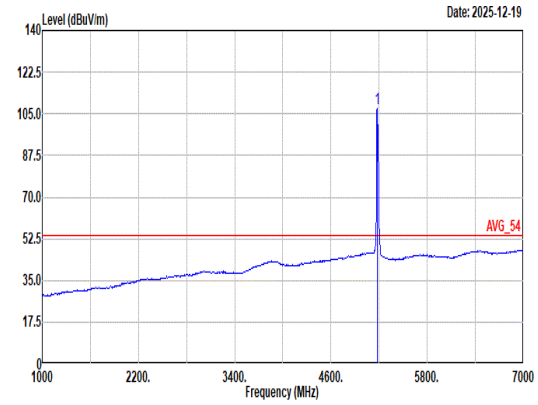 Site : 03CH23-HY Condition: AVG_54 3m DRH18-E_LE2C05A18EN_250702 HORIZONTAL : RBW:1000.000kHz VBW:2.400kHz SWT:Auto Freq Level Limit Line Margin Read Level Ant Factor Cable Loss Preamp Factor Aux Factor APos TPos Remark MHz dBuV/m dBuV/m dB dBuV dB/m dB dB dB cm deg 1 5180.00 107.08 ------ ------ 92.73 32.85 10.80 32.72 3.42 400 113 Average

Mode	15	
	Band Edge	
	U-NII-1_5.15-5.25_802.11ax HE20_CH36_106/53_5180MHz	
ANT	1 + 2	
Pol.	Vertical	Fundamental
Peak	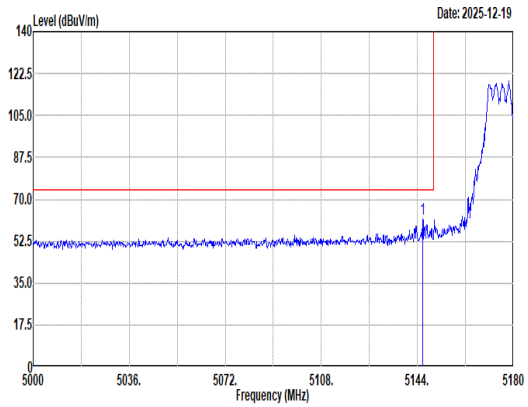 Site : 03CH23-HY Condition: PEAK_BE_74 3m DRH18-E_LE2C05A18EN_250702 VERTICAL : RBW:1000.000kHz VBW:3000.000kHz SWT:Auto Freq Level Limit Line Margin Read Level Ant Factor Cable Loss Preamp Factor Aux Factor APos TPos Remark MHz dBuV/m dBuV/m dB dBuV dB/m dB dB dB cm deg 1 5145.98 62.07 74.00 -11.93 47.62 32.90 10.77 32.64 3.42 300 140 Peak	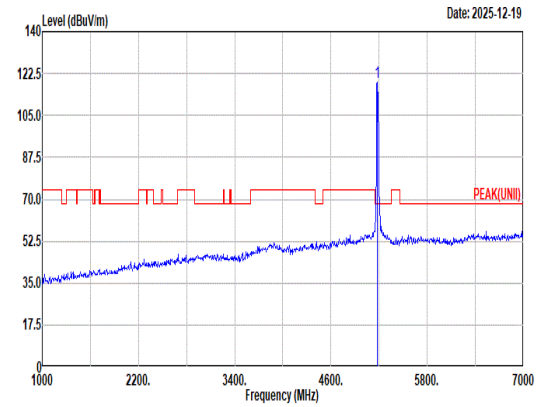 Site : 03CH23-HY Condition: PEAK(UNII) 3m DRH18-E_LE2C05A18EN_250702 VERTICAL : RBW:1000.000kHz VBW:3000.000kHz SWT:Auto Freq Level Limit Line Margin Read Level Ant Factor Cable Loss Preamp Factor Aux Factor APos TPos Remark MHz dBuV/m dBuV/m dB dBuV dB/m dB dB dB cm deg 1 5180.00 119.03 ------ ------ 104.68 32.85 10.80 32.72 3.42 300 140 Peak
Avg	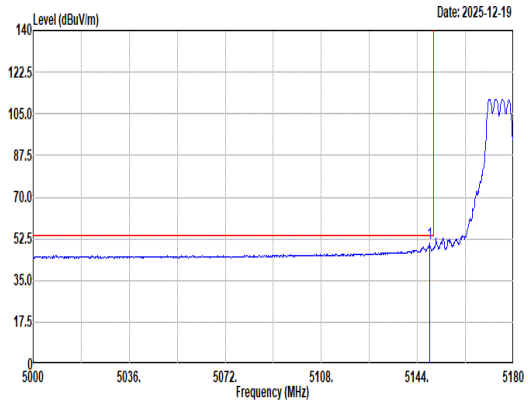 Site : 03CH23-HY Condition: AVG_BE_54 3m DRH18-E_LE2C05A18EN_250702 VERTICAL : RBW:1000.000kHz VBW:2.400kHz SWT:Auto Freq Level Limit Line Margin Read Level Ant Factor Cable Loss Preamp Factor Aux Factor APos TPos Remark MHz dBuV/m dBuV/m dB dBuV dB/m dB dB dB cm deg 1 5148.50 50.94 54.00 -3.06 36.48 32.90 10.78 32.64 3.42 300 140 Average	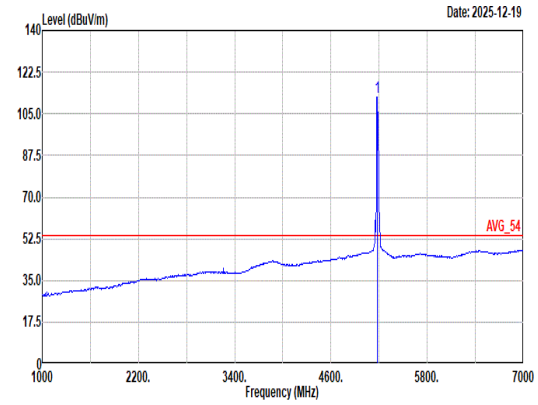 Site : 03CH23-HY Condition: AVG_54 3m DRH18-E_LE2C05A18EN_250702 VERTICAL : RBW:1000.000kHz VBW:2.400kHz SWT:Auto Freq Level Limit Line Margin Read Level Ant Factor Cable Loss Preamp Factor Aux Factor APos TPos Remark MHz dBuV/m dBuV/m dB dBuV dB/m dB dB dB cm deg 1 5180.00 112.19 ------ ------ 97.84 32.85 10.80 32.72 3.42 300 140 Average

Mode	16	
	Band Edge - L	
	U-NII-1_5.15-5.25_802.11ax HE40_CH38_5190MHz	
ANT	1 + 2	
Pol.	Horizontal	Fundamental
Peak	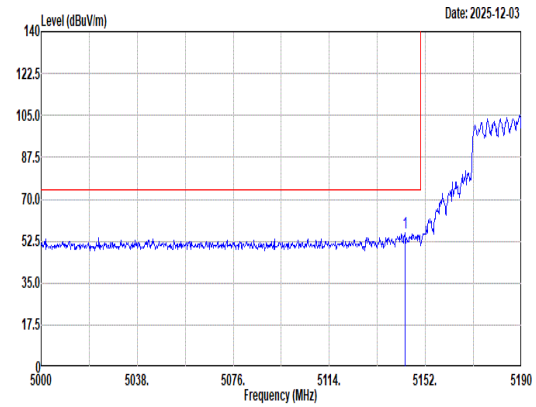 Site : 03CH23-HY Condition: PEAK_BE_74 3m DRH18-E_LE2C05A18EN_250702 HORIZONTAL : RBW:1000.000kHz VBW:3000.000kHz SWT:Auto 1 5143.83 55.75 74.00 -18.25 41.29 32.90 10.77 32.63 3.42 385 117 Peak	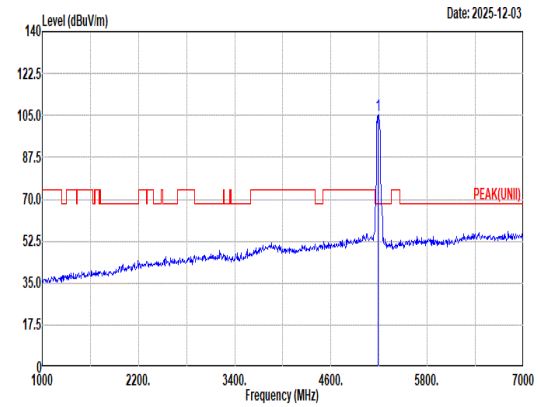 Site : 03CH23-HY Condition: PEAK(UNII) 3m DRH18-E_LE2C05A18EN_250702 HORIZONTAL : RBW:1000.000kHz VBW:3000.000kHz SWT:Auto 1 5190.00 105.13 ------ ------ 90.84 32.82 10.81 32.76 3.42 385 117 Peak
Avg	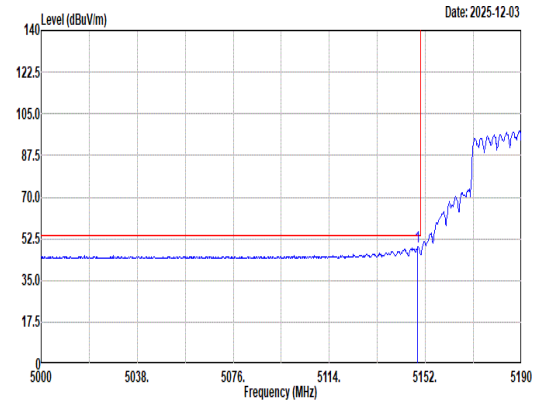 Site : 03CH23-HY Condition: AVG_BE_54 3m DRH18-E_LE2C05A18EN_250702 HORIZONTAL : RBW:1000.000kHz VBW:3.300kHz SWT:Auto 1 5148.96 49.09 54.00 -4.91 34.64 32.90 10.78 32.65 3.42 385 117 Average	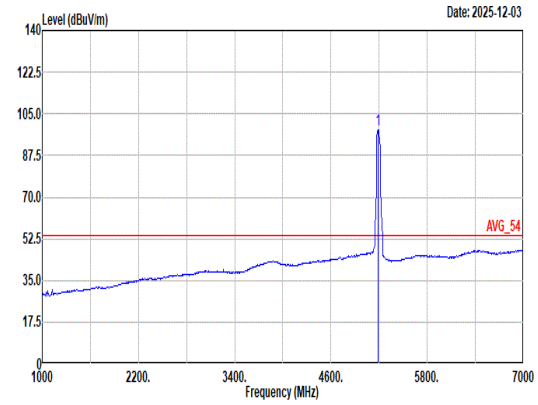 Site : 03CH23-HY Condition: AVG_54 3m DRH18-E_LE2C05A18EN_250702 HORIZONTAL : RBW:1000.000kHz VBW:3.300kHz SWT:Auto 1 5190.00 98.40 ------ ------ 84.11 32.82 10.81 32.76 3.42 385 117 Average

Mode	16	
	Band Edge - R	
	U-NII-1_5.15-5.25_802.11ax HE40_CH38_5190MHz	
ANT	1 + 2	
Pol.	Horizontal	Fundamental
Peak	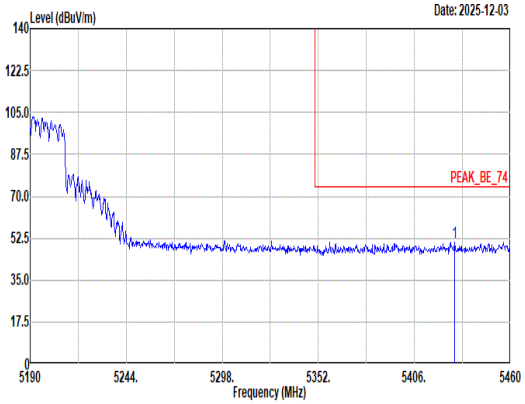 Site : 03CH23-HY Condition: PEAK_BE_74 3m DRH18-E_LE2C05A18EN_250702 HORIZONTAL : RBW:1000.000kHz VBW:3000.000kHz SWT:Auto Freq Level Limit Line Margin Read Level Ant Factor Cable Loss Preamp Factor Aux Factor APos TPos Remark MHz dBuV/m dBuV/m dB dBuV dB/m dB dB dB cm deg 1 5428.41 50.96 74.00 -23.04 37.24 32.66 11.00 33.45 3.51 385 117 Peak	Blank
Avg	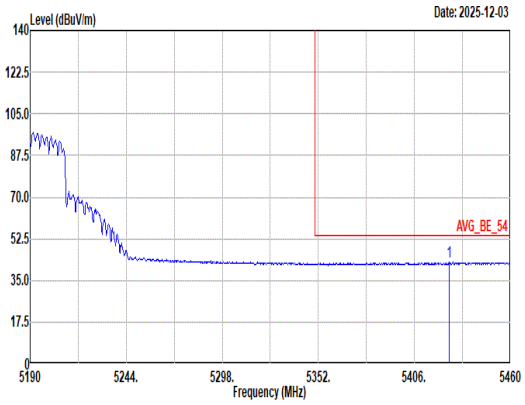 Site : 03CH23-HY Condition: AVG_BE_54 3m DRH18-E_LE2C05A18EN_250702 HORIZONTAL : RBW:1000.000kHz VBW:3.300kHz SWT:Auto Freq Level Limit Line Margin Read Level Ant Factor Cable Loss Preamp Factor Aux Factor APos TPos Remark MHz dBuV/m dBuV/m dB dBuV dB/m dB dB dB cm deg 1 5425.71 42.57 54.00 -11.43 28.86 32.65 10.99 33.44 3.51 385 117 Average	Blank

Mode	16	
	Band Edge - L	
	U-NII-1_5.15-5.25_802.11ax HE40_CH38_5190MHz	
ANT	1 + 2	
Pol.	Vertical	Fundamental
Peak	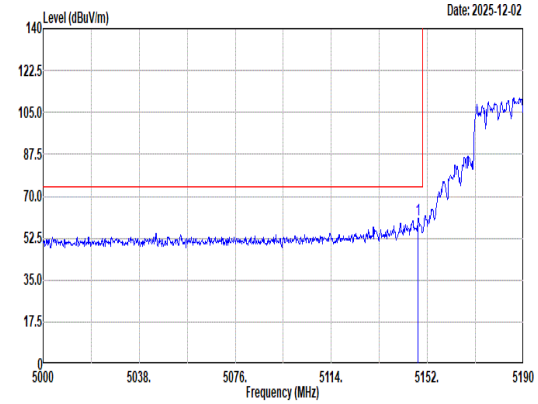 Site : 03CH23-HY Condition: PEAK_BE_74 3m DRH18-E_LE2C05A18EN_250702 VERTICAL : RBW:1000.000kHz VBW:3000.000kHz SWT:Auto 1 5148.39 60.13 74.00 -13.87 45.67 32.90 10.78 32.64 3.42 278 134 Peak	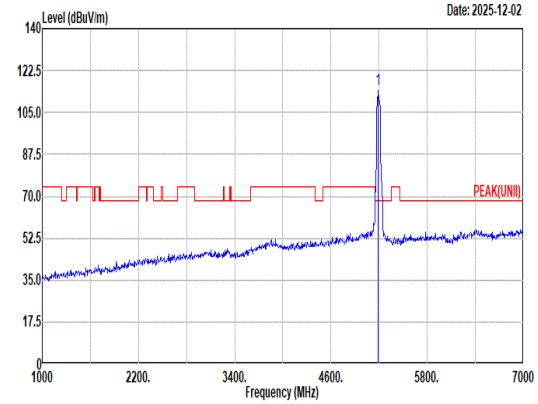 Site : 03CH23-HY Condition: PEAK(UNII) 3m DRH18-E_LE2C05A18EN_250702 VERTICAL : RBW:1000.000kHz VBW:3000.000kHz SWT:Auto 1 5190.00 114.43 ------ ------ 100.16 32.81 10.81 32.77 3.42 278 134 Peak
Avg	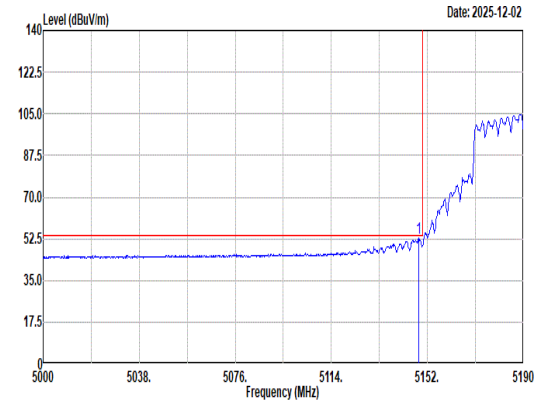 Site : 03CH23-HY Condition: AVG_BE_54 3m DRH18-E_LE2C05A18EN_250702 VERTICAL : RBW:1000.000kHz VBW:3.300kHz SWT:Auto 1 5148.58 52.75 54.00 -1.25 38.29 32.90 10.78 32.64 3.42 278 134 Average	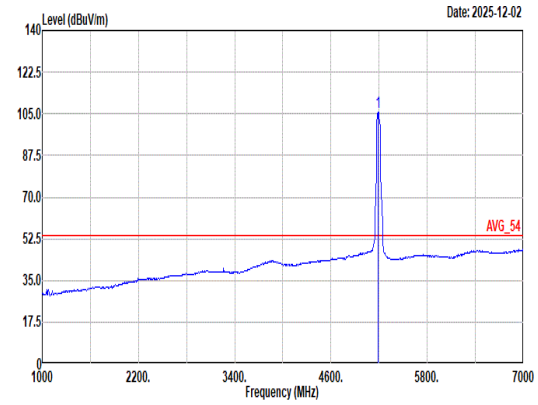 Site : 03CH23-HY Condition: AVG_54 3m DRH18-E_LE2C05A18EN_250702 VERTICAL : RBW:1000.000kHz VBW:3.300kHz SWT:Auto 1 5190.00 105.88 ------ ------ 91.59 32.82 10.81 32.76 3.42 278 134 Average

Mode	16	
	Band Edge - R	
	U-NII-1_5.15-5.25_802.11ax HE40_CH38_5190MHz	
ANT	1 + 2	
Pol.	Vertical	Fundamental
Peak	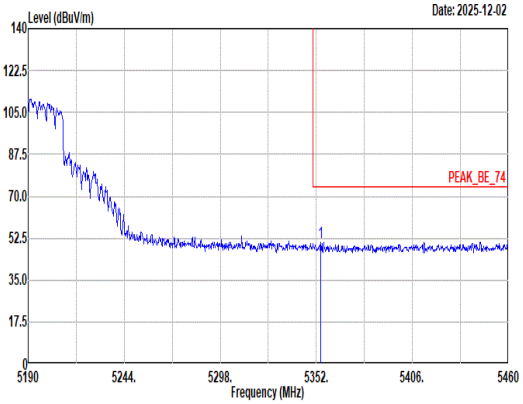 Site : 03CH23-HY Condition: PEAK_BE_74 3m DRH18-E_LE2C05A18EN_250702 VERTICAL : RBW:1000.000kHz VBW:3000.000kHz SWT:Auto Limit Read Ant Cable Preamp Aux APos TPos Freq Level Line Margin Level Factor Loss Factor Factor Remark MHz dBuV/m dBuV/m dB dBuV dB/m dB dB dB cm deg 1 5354.43 50.90 74.00 -23.10 37.21 32.51 10.93 33.23 3.48 278 134 Peak	Blank
Avg	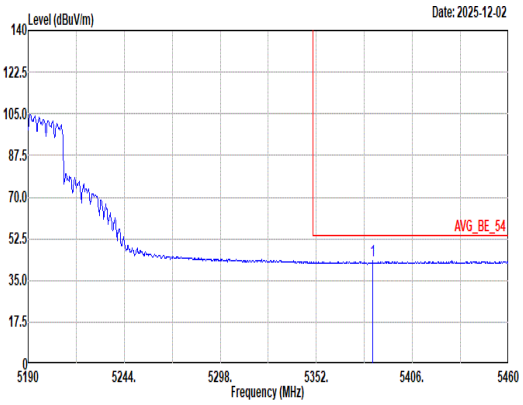 Site : 03CH23-HY Condition: AVG_BE_54 3m DRH18-E_LE2C05A18EN_250702 VERTICAL : RBW:1000.000kHz VBW:3.300kHz SWT:Auto Limit Read Ant Cable Preamp Aux APos TPos Freq Level Line Margin Level Factor Loss Factor Factor Remark MHz dBuV/m dBuV/m dB dBuV dB/m dB dB dB cm deg 1 5383.86 43.23 54.00 -10.77 29.54 32.57 10.95 33.32 3.49 278 134 Average	Blank

Mode	16	
	Harmonic	
	U-NII-1_5.15-5.25_802.11ax HE40_CH38_5190MHz	
ANT	1 + 2	
Pol.	Horizontal	Vertical
Peak Avg	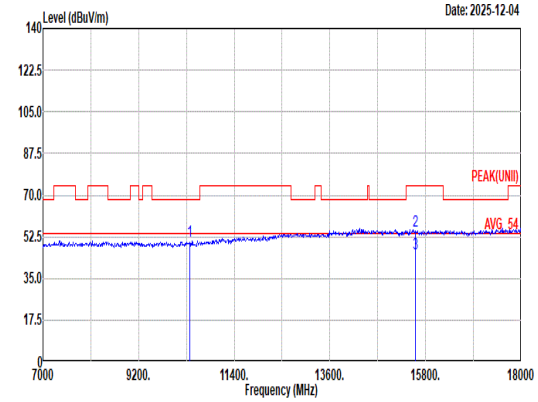 Site : 03CH23-HY Condition: PEAK(UNII) 3m DRH18-E_LE2C05A18EN_250702 HORIZONTAL Freq Level Limit Line Margin Read Level Ant Factor Cable Loss Preamp Factor Aux Factor APos TPos Remark MHz dBuV/m dBuV/m dB dBuV dB/m dB dB dB cm deg 1 10380.00 50.57 68.20 -17.63 34.65 37.58 15.22 39.02 2.14 -- -- Peak 2 15570.00 54.99 74.00 -19.01 37.51 41.00 18.74 44.72 2.46 -- -- Peak 3 15570.00 45.38 54.00 -8.62 27.90 41.00 18.74 44.72 2.46 -- -- Average	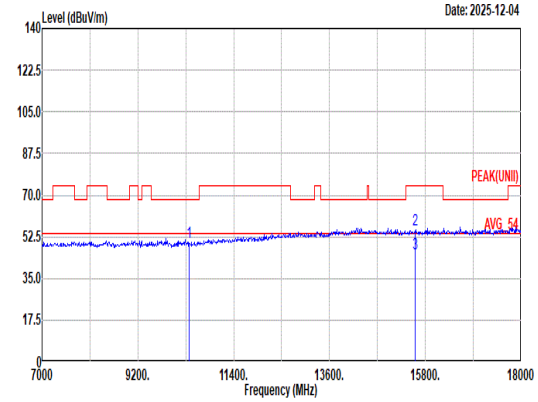 Site : 03CH23-HY Condition: PEAK(UNII) 3m DRH18-E_LE2C05A18EN_250702 VERTICAL Freq Level Limit Line Margin Read Level Ant Factor Cable Loss Preamp Factor Aux Factor APos TPos Remark MHz dBuV/m dBuV/m dB dBuV dB/m dB dB dB cm deg 1 10380.00 50.17 68.20 -18.03 34.25 37.58 15.22 39.02 2.14 -- -- Peak 2 15570.00 55.23 74.00 -18.77 37.75 41.00 18.74 44.72 2.46 -- -- Peak 3 15570.00 45.55 54.00 -8.45 28.07 41.00 18.74 44.72 2.46 -- -- Average

Mode	16	
	Harmonic	
	U-NII-1_5.15-5.25_802.11ax HE40_CH38_5190MHz	
ANT	1 + 2	
Pol.	Horizontal	Vertical
10.6G ~18G Avg	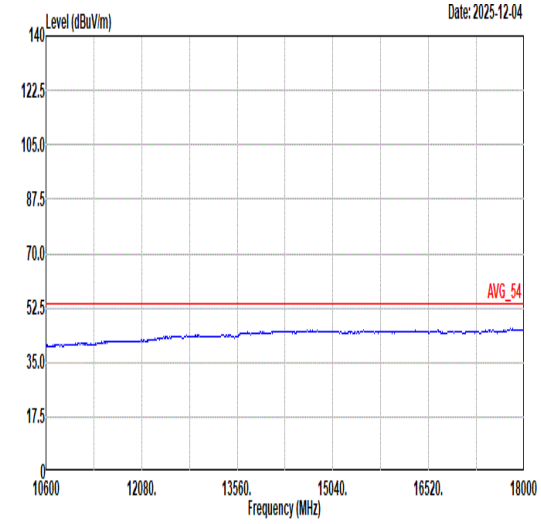 Site : 03CH23-HY Condition: AVG_54 3m DRH18-E_LE2C05A18EN_250702 HORIZONTAL	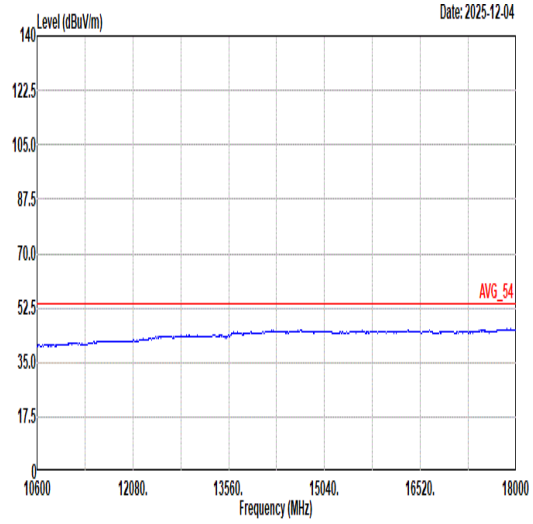 Site : 03CH23-HY Condition: AVG_54 3m DRH18-E_LE2C05A18EN_250702 VERTICAL

Mode	17	
	Band Edge - L	
	U-NII-1_5.15-5.25_802.11ax HE40_CH46_5230MHz	
ANT	1 + 2	
Pol.	Horizontal	Fundamental
Peak	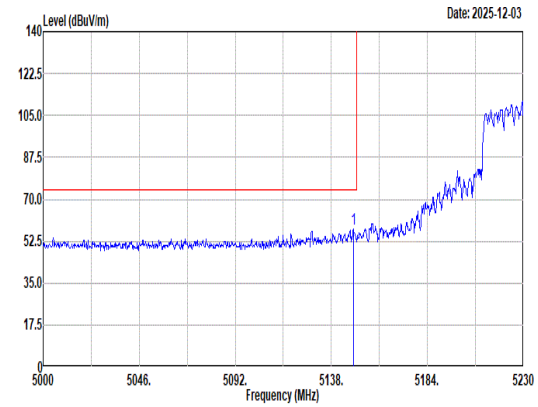 Site : 03CH23-HY Condition: PEAK_BE_74 3m DRH18-E_LE2C05A18EN_250702 HORIZONTAL : RBW:1000.000kHz VBW:3000.000kHz SWT:Auto 1 5148.58 57.57 74.00 -16.43 43.11 32.90 10.78 32.64 3.42 385 115 Peak	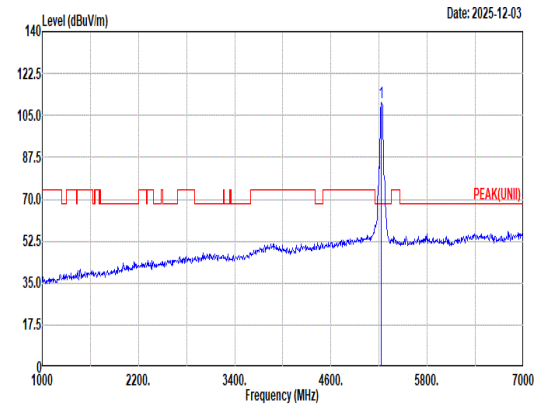 Site : 03CH23-HY Condition: PEAK(UNII) 3m DRH18-E_LE2C05A18EN_250702 HORIZONTAL : RBW:1000.000kHz VBW:3000.000kHz SWT:Auto 1 5230.00 110.57 ------ ------ 96.44 32.74 10.84 32.88 3.43 385 115 Peak
Avg	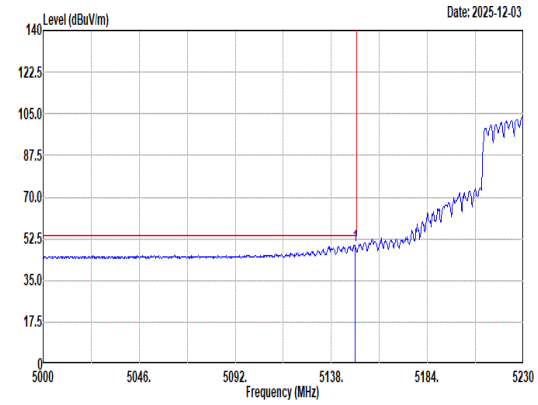 Site : 03CH23-HY Condition: AVG_BE_54 3m DRH18-E_LE2C05A18EN_250702 HORIZONTAL : RBW:1000.000kHz VBW:3.300kHz SWT:Auto 1 5149.27 49.82 54.00 -4.18 35.37 32.90 10.78 32.65 3.42 385 115 Average	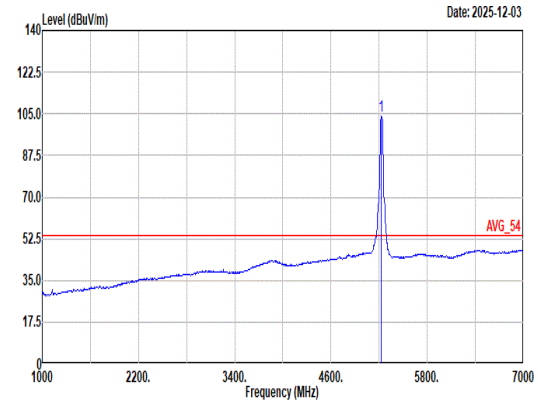 Site : 03CH23-HY Condition: AVG_54 3m DRH18-E_LE2C05A18EN_250702 HORIZONTAL : RBW:1000.000kHz VBW:3.300kHz SWT:Auto 1 5230.00 104.05 ------ ------ 89.92 32.74 10.84 32.88 3.43 385 115 Average

Mode	17	
	Band Edge - R	
	U-NII-1_5.15-5.25_802.11ax HE40_CH46_5230MHz	
ANT	1 + 2	
Pol.	Horizontal	Fundamental
Peak	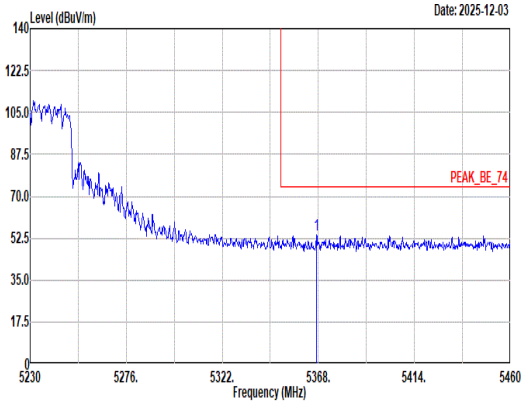 Site : 03CH23-HY Condition: PEAK_BE_74 3m DRH18-E_LE2C05A18EN_250702 HORIZONTAL : RBW:1000.000kHz VBW:3000.000kHz SWT:Auto Freq Level Limit Line Margin Read Level Ant Factor Cable Loss Preamp Factor Aux Factor APos TPos Remark MHz dBuV/m dBuV/m dB dBuV dB/m dB dB dB cm deg 1 5367.08 54.07 74.00 -19.93 40.38 32.53 10.94 33.27 3.49 385 115 Peak	Blank
Avg	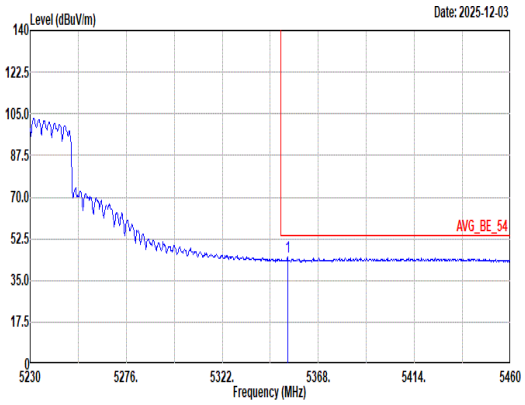 Site : 03CH23-HY Condition: AVG_BE_54 3m DRH18-E_LE2C05A18EN_250702 HORIZONTAL : RBW:1000.000kHz VBW:3.300kHz SWT:Auto Freq Level Limit Line Margin Read Level Ant Factor Cable Loss Preamp Factor Aux Factor APos TPos Remark MHz dBuV/m dBuV/m dB dBuV dB/m dB dB dB cm deg 1 5353.28 44.69 54.00 -9.31 31.00 32.51 10.93 33.23 3.48 385 115 Average	Blank

Mode	17	
	Band Edge - L	
	U-NII-1_5.15-5.25_802.11ax HE40_CH46_5230MHz	
ANT	1 + 2	
Pol.	Vertical	Fundamental
Peak	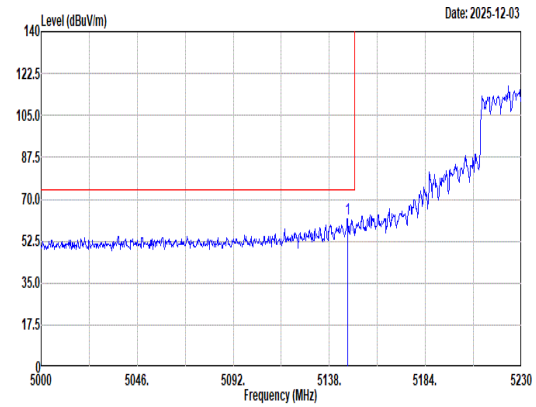 Site : 03CH23-HY Condition: PEAK_BE_74 3m DRH18-E_LE2C05A18EN_250702 VERTICAL : RBW:1000.000kHz VBW:3000.000kHz SWT:Auto 1 5146.74 62.00 74.00 -12.00 47.55 32.90 10.77 32.64 3.42 302 132 Peak	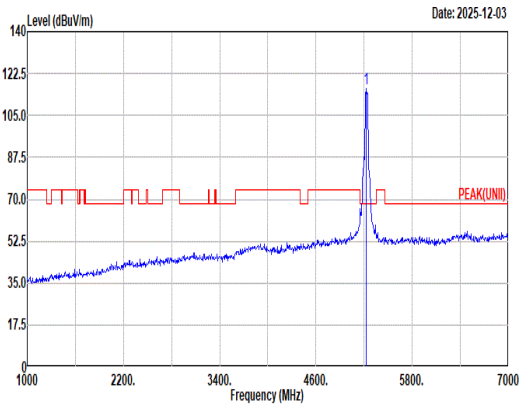 Site : 03CH23-HY Condition: PEAK(UNII) 3m DRH18-E_LE2C05A18EN_250702 VERTICAL : RBW:1000.000kHz VBW:3000.000kHz SWT:Auto 1 5230.00 116.07 ------ ------ 101.94 32.74 10.84 32.88 3.43 302 132 Peak
Avg	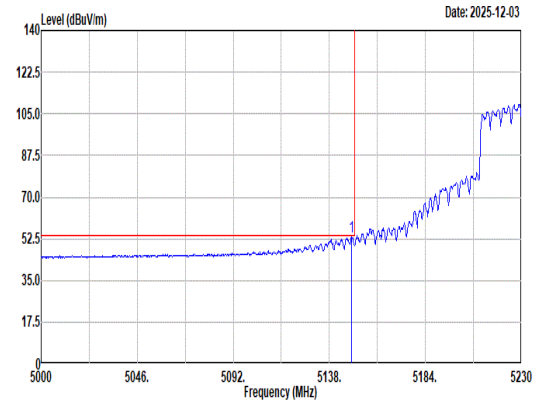 Site : 03CH23-HY Condition: AVG_BE_54 3m DRH18-E_LE2C05A18EN_250702 VERTICAL : RBW:1000.000kHz VBW:3.300kHz SWT:Auto 1 5148.58 53.25 54.00 -0.75 38.79 32.90 10.78 32.64 3.42 302 132 Average	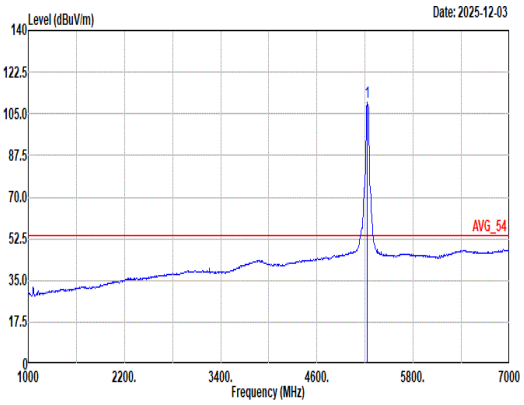 Site : 03CH23-HY Condition: AVG_54 3m DRH18-E_LE2C05A18EN_250702 VERTICAL : RBW:1000.000kHz VBW:3.300kHz SWT:Auto 1 5230.00 109.94 ------ ------ 95.81 32.74 10.84 32.88 3.43 302 132 Average

Mode	17	
	Band Edge - R	
	U-NII-1_5.15-5.25_802.11ax HE40_CH46_5230MHz	
ANT	1 + 2	
Pol.	Vertical	Fundamental
Peak	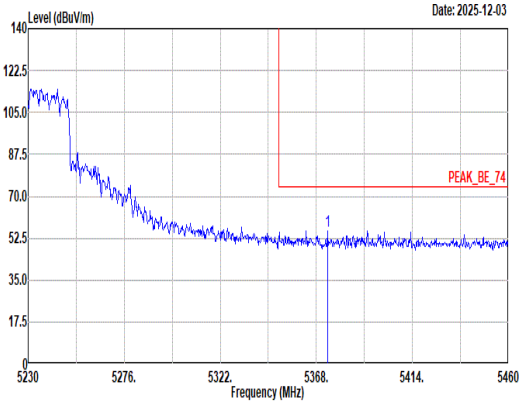 Site : 03CH23-HY Condition: PEAK_BE_74 3m DRH18-E_LE2C05A18EN_250702 VERTICAL : RBW:1000.000kHz VBW:3000.000kHz SWT:Auto Limit Read Ant Cable Preamp Aux APos TPos Freq Level Line Margin Level Factor Loss Factor Factor Remark MHz dBuV/m dBuV/m dB dBuV dB/m dB dB dB cm deg 1 5373.29 55.42 74.00 -18.58 41.73 32.55 10.94 33.29 3.49 302 132 Peak	Blank
Avg	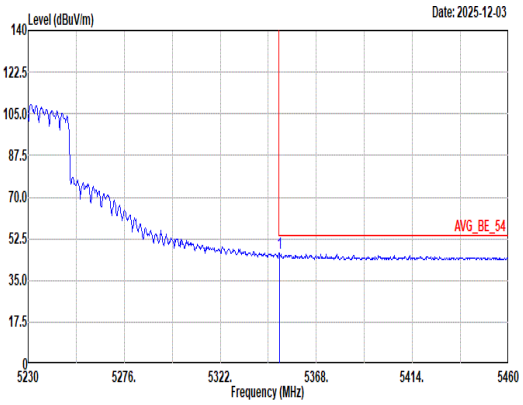 Site : 03CH23-HY Condition: AVG_BE_54 3m DRH18-E_LE2C05A18EN_250702 VERTICAL : RBW:1000.000kHz VBW:3.300kHz SWT:Auto Limit Read Ant Cable Preamp Aux APos TPos Freq Level Line Margin Level Factor Loss Factor Factor Remark MHz dBuV/m dBuV/m dB dBuV dB/m dB dB dB cm deg 1 5350.29 46.67 54.00 -7.33 32.98 32.50 10.93 33.22 3.48 302 132 Average	Blank

Mode	17	
	Harmonic	
	U-NII-1_5.15-5.25_802.11ax HE40_CH46_5230MHz	
ANT	1 + 2	
Pol.	Horizontal	Vertical
Peak Avg	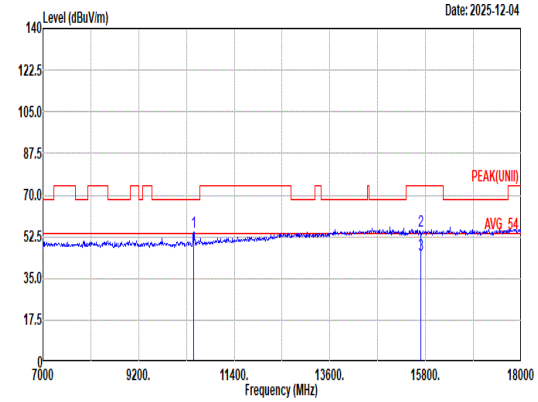 Site : 03CH23-HY Condition: PEAK(UNII) 3m DRH18-E_LE2C05A18EN_250702 HORIZONTAL Freq Level Limit Line Margin Read Level Ant Factor Cable Loss Preamp Factor Aux Factor APos TPos Remark MHz dBuV/m dBuV/m dB dBuV dB/m dB dB dB cm deg 1 10460.00 54.60 68.20 -13.60 38.85 37.42 15.27 39.09 2.15 -- -- Peak 2 15690.00 54.79 74.00 -19.21 37.53 40.82 18.83 44.87 2.48 -- -- Peak 3 15690.00 45.01 54.00 -8.99 27.75 40.82 18.83 44.87 2.48 -- -- Average	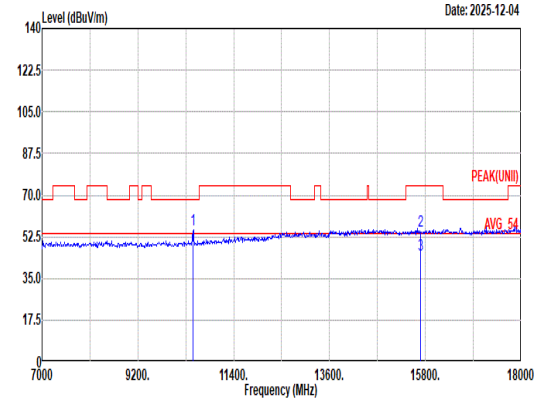 Site : 03CH23-HY Condition: PEAK(UNII) 3m DRH18-E_LE2C05A18EN_250702 VERTICAL Freq Level Limit Line Margin Read Level Ant Factor Cable Loss Preamp Factor Aux Factor APos TPos Remark MHz dBuV/m dBuV/m dB dBuV dB/m dB dB dB cm deg 1 10460.00 55.48 68.20 -12.72 39.73 37.42 15.27 39.09 2.15 -- -- Peak 2 15690.00 54.89 74.00 -19.11 37.63 40.82 18.83 44.87 2.48 -- -- Peak 3 15690.00 45.15 54.00 -8.85 27.89 40.82 18.83 44.87 2.48 -- -- Average

Mode	17	
	Harmonic	
	U-NII-1_5.15-5.25_802.11ax HE40_CH46_5230MHz	
ANT	1 + 2	
Pol.	Horizontal	Vertical
10.6G ~18G Avg	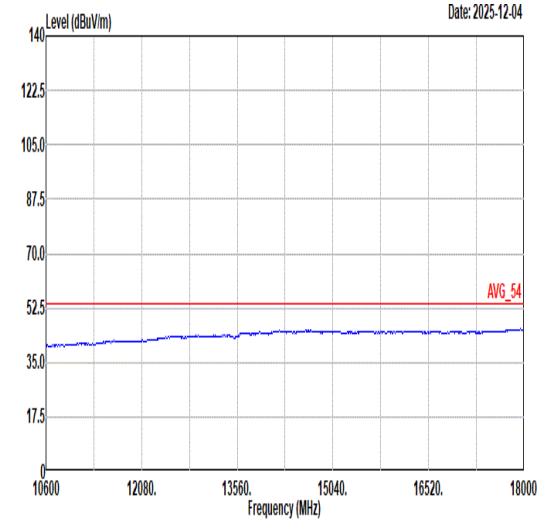 Site : 03CH23-HY Condition: AVG_54 3m DRH18-E_LE2C05A18EN_250702 HORIZONTAL	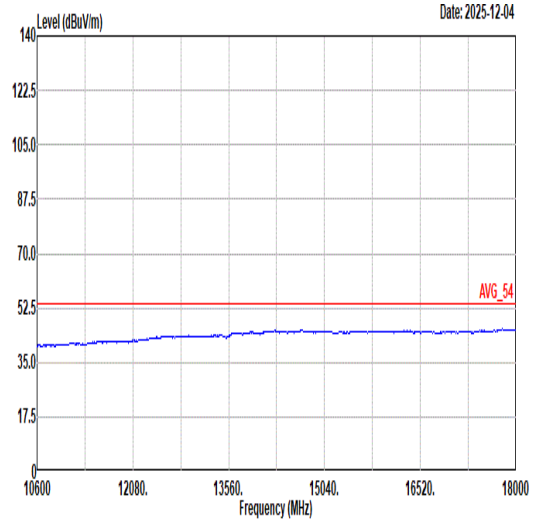 Site : 03CH23-HY Condition: AVG_54 3m DRH18-E_LE2C05A18EN_250702 VERTICAL

Mode	18
	Band Edge - L
	U-NII-1_5.15-5.25_802.11ax HE80_CH42_5210MHz
ANT	1 + 2

Pol.	Horizontal	Fundamental
Peak	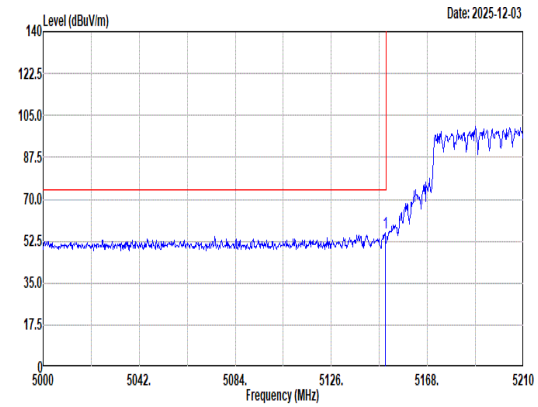 Site : 03CH23-HY Condition: PEAK_BE_74 3m DRH18-E_LE2C05A18EN_250702 HORIZONTAL : RBW:1000.000kHz VBW:3000.000kHz SWT:Auto Freq Level Limit Line Margin Read Level Ant Factor Cable Loss Preamp Factor Aux Factor APos TPos Remark MHz dBuV/m dBuV/m dB dBuV dB/m dB dB dB cm deg 1 5149.52 55.92 74.00 -18.08 41.47 32.90 10.78 32.65 3.42 400 119 Peak	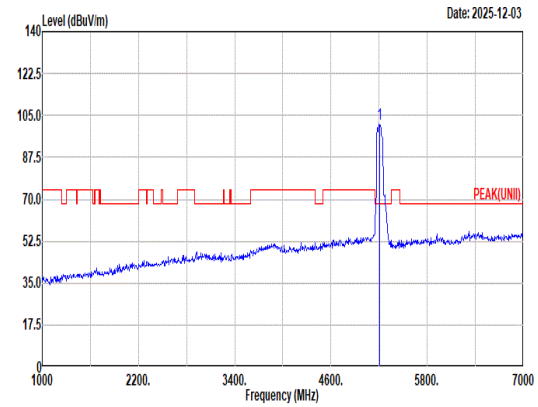 Site : 03CH23-HY Condition: PEAK(UNII) 3m DRH18-E_LE2C05A18EN_250702 HORIZONTAL : RBW:1000.000kHz VBW:3000.000kHz SWT:Auto Freq Level Limit Line Margin Read Level Ant Factor Cable Loss Preamp Factor Aux Factor APos TPos Remark MHz dBuV/m dBuV/m dB dBuV dB/m dB dB dB cm deg 1 5210.00 101.38 ------ ------ 87.11 32.81 10.81 32.77 3.42 400 119 Peak
Avg	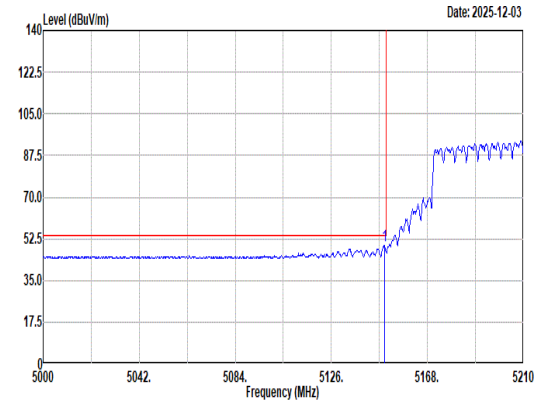 Site : 03CH23-HY Condition: AVG_BE_54 3m DRH18-E_LE2C05A18EN_250702 HORIZONTAL : RBW:1000.000kHz VBW:3.600kHz SWT:Auto Freq Level Limit Line Margin Read Level Ant Factor Cable Loss Preamp Factor Aux Factor APos TPos Remark MHz dBuV/m dBuV/m dB dBuV dB/m dB dB dB cm deg 1 5149.31 49.42 54.00 -4.58 34.97 32.90 10.78 32.65 3.42 400 119 Average	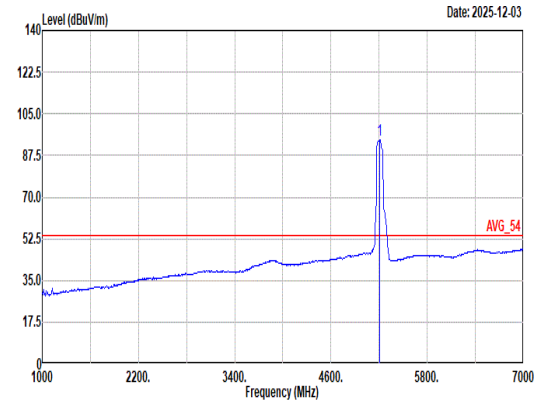 Site : 03CH23-HY Condition: AVG_54 3m DRH18-E_LE2C05A18EN_250702 HORIZONTAL : RBW:1000.000kHz VBW:3.600kHz SWT:Auto Freq Level Limit Line Margin Read Level Ant Factor Cable Loss Preamp Factor Aux Factor APos TPos Remark MHz dBuV/m dBuV/m dB dBuV dB/m dB dB dB cm deg 1 5210.00 94.24 ------ ------ 80.02 32.79 10.82 32.81 3.42 400 119 Average

Mode	18	
	Band Edge - R	
	U-NII-1_5.15-5.25_802.11ax HE80_CH42_5210MHz	
ANT	1 + 2	
Pol.	Horizontal	Fundamental
Peak	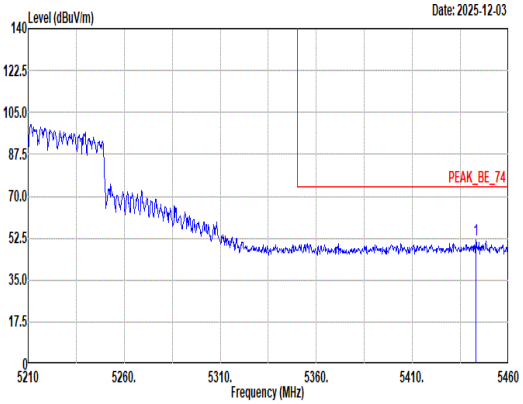 Site : 03CH23-HY Condition: PEAK_BE_74 3m DRH18-E_LE2C05A18EN_250702 HORIZONTAL : RBW:1000.000kHz VBW:3000.000kHz SWT:Auto Limit Read Ant Cable Preamp Aux APos TPos Freq Level Line Margin Level Factor Loss Factor Factor Remark MHz dBuV/m dBuV/m dB dBuV dB/m dB dB dB cm deg 1 5443.00 52.02 74.00 -21.98 38.29 32.69 11.02 33.49 3.51 400 119 Peak	Blank
Avg	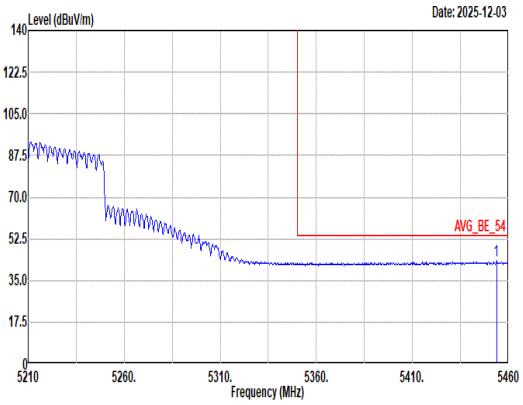 Site : 03CH23-HY Condition: AVG_BE_54 3m DRH18-E_LE2C05A18EN_250702 HORIZONTAL : RBW:1000.000kHz VBW:3.600kHz SWT:Auto Limit Read Ant Cable Preamp Aux APos TPos Freq Level Line Margin Level Factor Loss Factor Factor Remark MHz dBuV/m dBuV/m dB dBuV dB/m dB dB dB cm deg 1 5453.75 43.11 54.00 -10.89 29.38 32.71 11.03 33.52 3.51 400 119 Average	Blank

Mode	18	
	Band Edge - L	
	U-NII-1_5.15-5.25_802.11ax HE80_CH42_5210MHz	
ANT	1 + 2	
Pol.	Vertical	Fundamental
Peak	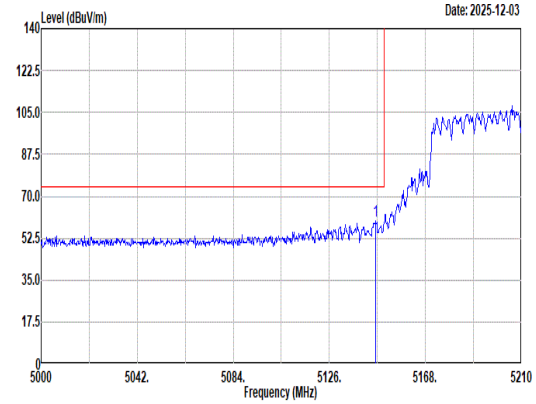 Site : 03CH23-HY Condition: PEAK_BE_74 3m DRH18-E_LE2C05A18EN_250702 VERTICAL : RBW:1000.000kHz VBW:3000.000kHz SWT:Auto Freq Level Limit Line Margin Read Level Ant Factor Cable Loss Preamp Factor Aux Factor APos TPos Remark MHz dBuV/m dBuV/m dB dBuV dB/m dB dB dB cm deg 1 5146.37 59.50 74.00 -14.50 45.05 32.90 10.77 32.64 3.42 301 149 Peak	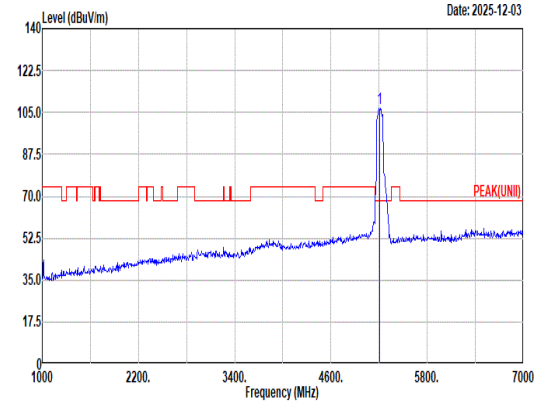 Site : 03CH23-HY Condition: PEAK(UNII) 3m DRH18-E_LE2C05A18EN_250702 VERTICAL : RBW:1000.000kHz VBW:3000.000kHz SWT:Auto Freq Level Limit Line Margin Read Level Ant Factor Cable Loss Preamp Factor Aux Factor APos TPos Remark MHz dBuV/m dBuV/m dB dBuV dB/m dB dB dB cm deg 1 5210.00 106.77 ------ ------ 92.57 32.78 10.83 32.83 3.42 301 149 Peak
Avg	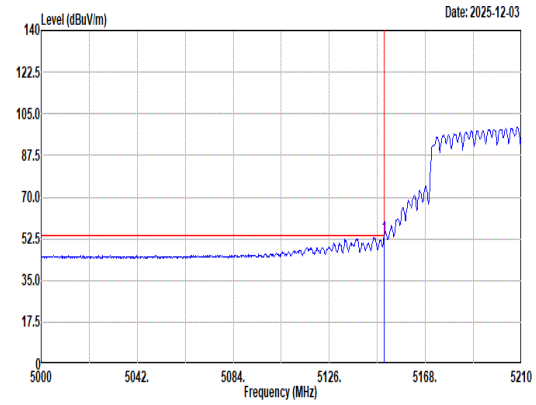 Site : 03CH23-HY Condition: AVG_BE_54 3m DRH18-E_LE2C05A18EN_250702 VERTICAL : RBW:1000.000kHz VBW:3.600kHz SWT:Auto Freq Level Limit Line Margin Read Level Ant Factor Cable Loss Preamp Factor Aux Factor APos TPos Remark MHz dBuV/m dBuV/m dB dBuV dB/m dB dB dB cm deg 1 5149.94 53.51 54.00 -0.49 39.06 32.90 10.78 32.65 3.42 301 149 Average	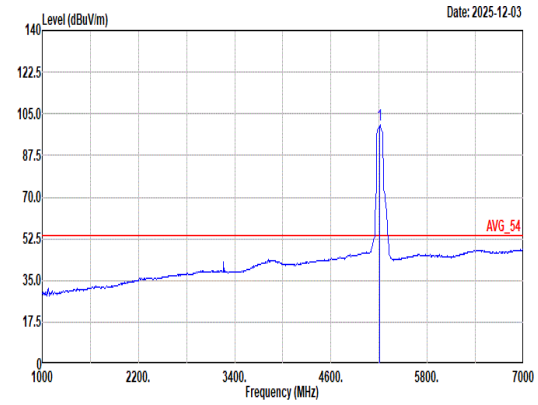 Site : 03CH23-HY Condition: AVG_54 3m DRH18-E_LE2C05A18EN_250702 VERTICAL : RBW:1000.000kHz VBW:3.600kHz SWT:Auto Freq Level Limit Line Margin Read Level Ant Factor Cable Loss Preamp Factor Aux Factor APos TPos Remark MHz dBuV/m dBuV/m dB dBuV dB/m dB dB dB cm deg 1 5210.00 100.15 ------ ------ 85.95 32.78 10.83 32.83 3.42 301 149 Average

Mode	18	
	Band Edge - R	
	U-NII-1_5.15-5.25_802.11ax HE80_CH42_5210MHz	
ANT	1 + 2	
Pol.	Vertical	Fundamental
Peak	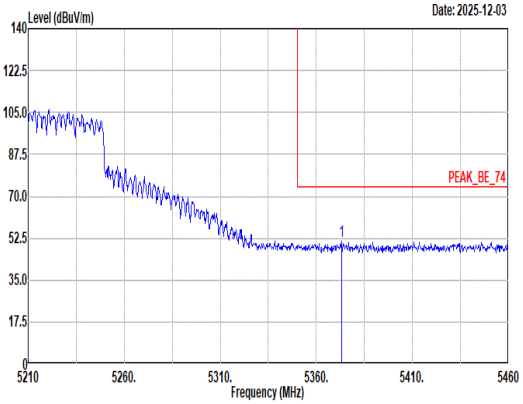 Site : 03CH23-HY Condition: PEAK_BE_74 3m DRH18-E_LE2C05A18EN_250702 VERTICAL : RBW:1000.000kHz VBW:3000.000kHz SWT:Auto Limit Read Ant Cable Preamp Aux APos TPos Freq Level Line Margin Level Factor Loss Factor Factor Remark MHz dBuV/m dBuV/m dB dBuV dB/m dB dB dB cm deg 1 5373.25 51.43 74.00 -22.57 37.74 32.55 10.94 33.29 3.49 301 149 Peak	Blank
Avg	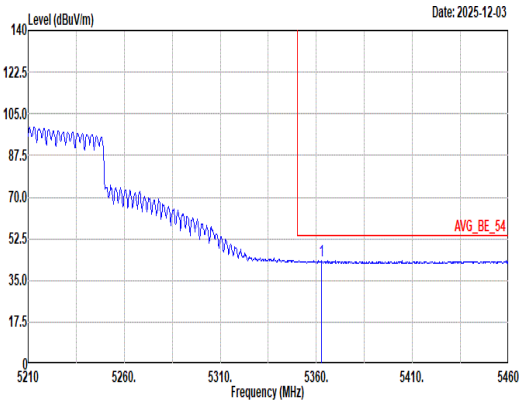 Site : 03CH23-HY Condition: AVG_BE_54 3m DRH18-E_LE2C05A18EN_250702 VERTICAL : RBW:1000.000kHz VBW:3.600kHz SWT:Auto Limit Read Ant Cable Preamp Aux APos TPos Freq Level Line Margin Level Factor Loss Factor Factor Remark MHz dBuV/m dBuV/m dB dBuV dB/m dB dB dB cm deg 1 5362.50 43.33 54.00 -10.67 29.64 32.53 10.93 33.26 3.49 301 149 Average	Blank

Mode	18	
	Harmonic	
	U-NII-1_5.15-5.25_802.11ax HE80_CH42_5210MHz	
ANT	1 + 2	
Pol.	Horizontal	Vertical
Peak Avg	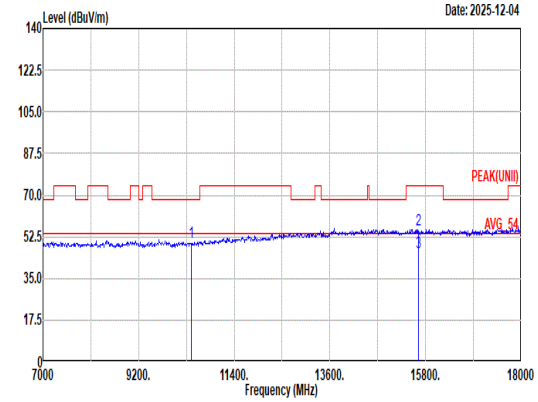 Site : 03CH23-HY Condition: PEAK(UNII) 3m DRH18-E_LE2C05A18EN_250702 HORIZONTAL 1 10420.00 50.30 68.20 -17.90 34.50 37.46 15.25 39.05 2.14 -- -- Peak 2 15630.00 55.67 74.00 -18.33 38.28 40.94 18.78 44.80 2.47 -- -- Peak 3 15630.00 45.99 54.00 -8.01 28.60 40.94 18.78 44.80 2.47 -- -- Average	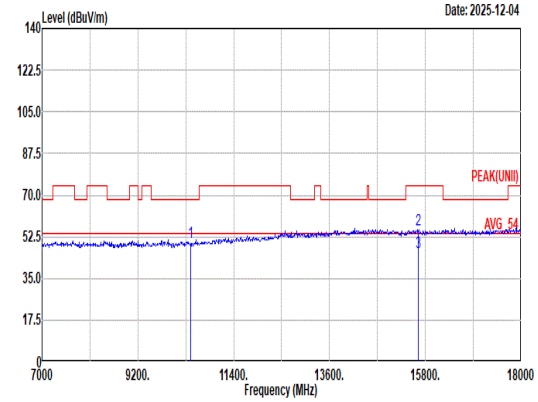 Site : 03CH23-HY Condition: PEAK(UNII) 3m DRH18-E_LE2C05A18EN_250702 VERTICAL 1 10420.00 50.02 68.20 -18.18 34.22 37.46 15.25 39.05 2.14 -- -- Peak 2 15630.00 55.56 74.00 -18.44 38.17 40.94 18.78 44.80 2.47 -- -- Peak 3 15630.00 46.22 54.00 -7.78 28.83 40.94 18.78 44.80 2.47 -- -- Average

Mode	18	
	Harmonic	
	U-NII-1_5.15-5.25_802.11ax HE80_CH42_5210MHz	
ANT	1 + 2	
Pol.	Horizontal	Vertical
10.6G ~18G Avg	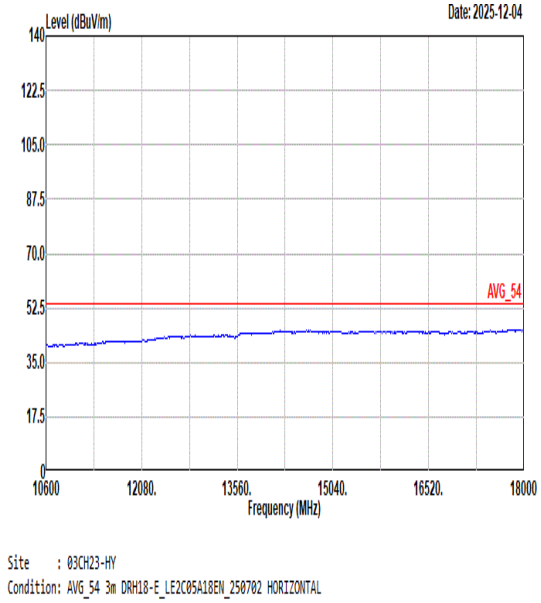	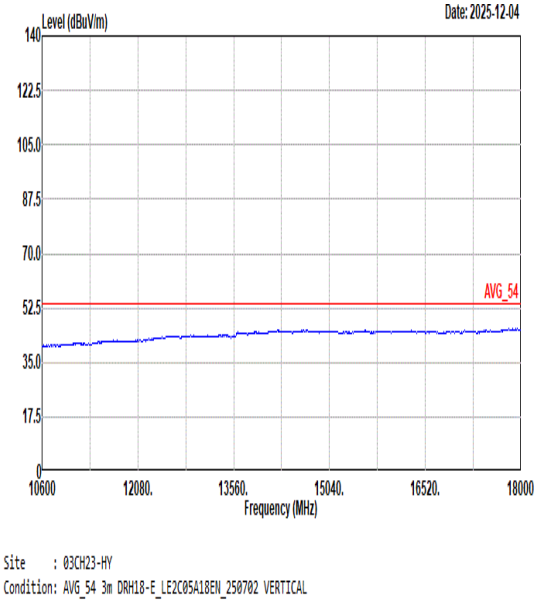

Mode	19	
	Band Edge - L	
	U-NII-1_5.15-5.25_802.11ax HE160_CH50_5250MHz	
ANT	1 + 2	
Pol.	Horizontal	Fundamental
Peak	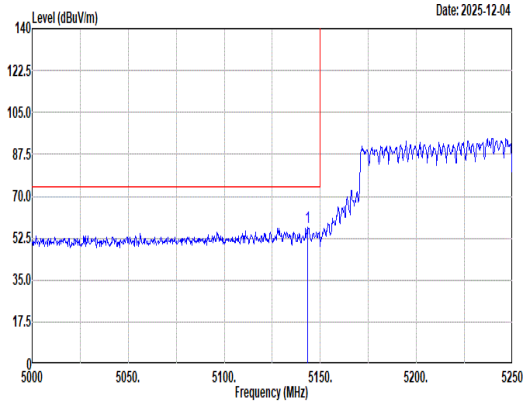 Site : 03CH23-HY Condition: PEAK_BE_74 3m DRH18-E_LE2C05A18EN_250702 HORIZONTAL : RBW:1000.000kHz VBW:3000.000kHz SWT:Auto Freq Level Limit Line Margin Read Level Ant Factor Cable Loss Preamp Factor Aux Factor APos TPos Remark MHz dBuV/m dBuV/m dB dBuV dB/m dB dB dB cm deg 1 5143.25 56.88 74.00 -17.12 42.42 32.90 10.77 32.63 3.42 384 113 Peak	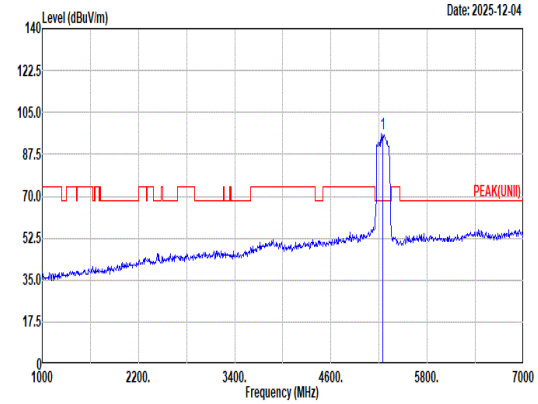 Site : 03CH23-HY Condition: PEAK(UNII) 3m DRH18-E_LE2C05A18EN_250702 HORIZONTAL : RBW:1000.000kHz VBW:3000.000kHz SWT:Auto Freq Level Limit Line Margin Read Level Ant Factor Cable Loss Preamp Factor Aux Factor APos TPos Remark MHz dBuV/m dBuV/m dB dBuV dB/m dB dB dB cm deg 1 5250.00 95.89 ------ ------ 81.76 32.74 10.84 32.88 3.43 384 113 Peak
Avg	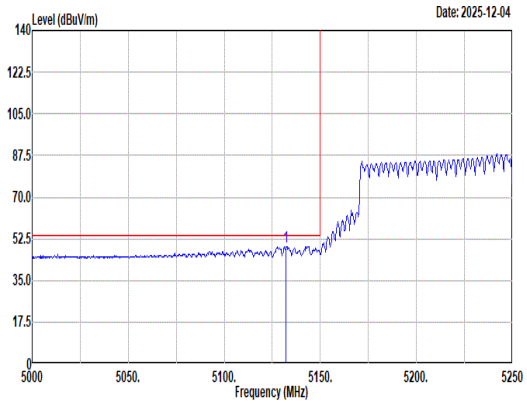 Site : 03CH23-HY Condition: AVG_BE_54 3m DRH18-E_LE2C05A18EN_250702 HORIZONTAL : RBW:1000.000kHz VBW:3.600kHz SWT:Auto Freq Level Limit Line Margin Read Level Ant Factor Cable Loss Preamp Factor Aux Factor APos TPos Remark MHz dBuV/m dBuV/m dB dBuV dB/m dB dB dB cm deg 1 5132.25 49.24 54.00 -4.76 34.76 32.90 10.76 32.60 3.42 384 113 Average	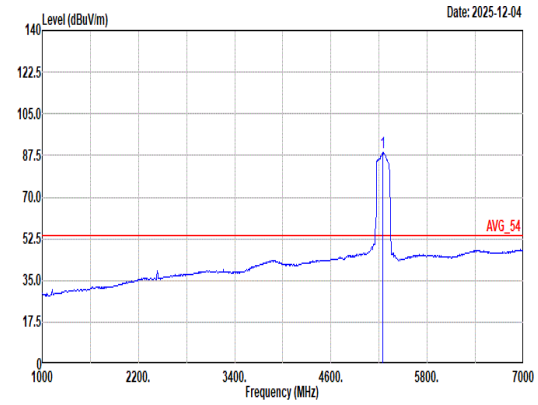 Site : 03CH23-HY Condition: AVG_54 3m DRH18-E_LE2C05A18EN_250702 HORIZONTAL : RBW:1000.000kHz VBW:3.600kHz SWT:Auto Freq Level Limit Line Margin Read Level Ant Factor Cable Loss Preamp Factor Aux Factor APos TPos Remark MHz dBuV/m dBuV/m dB dBuV dB/m dB dB dB cm deg 1 5250.00 89.02 ------ ------ 74.96 32.70 10.85 32.93 3.44 384 113 Average

Mode	19	
	Band Edge - R	
	U-NII-1_5.15-5.25_802.11ax HE160_CH50_5250MHz	
ANT	1 + 2	
Pol.	Horizontal	Fundamental
Peak	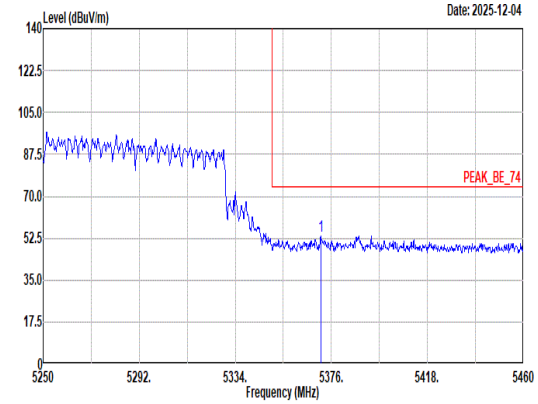 Site : 03CH23-HY Condition: PEAK_BE_74 3m DRH18-E_LE2C05A18EN_250702 HORIZONTAL : RBW:1000.000kHz VBW:3000.000kHz SWT:Auto Freq Level Limit Line Margin Read Level Ant Factor Cable Loss Preamp Factor Aux Factor APos TPos Remark MHz dBuV/m dBuV/m dB dBuV dB/m dB dB dB cm deg 1 5371.38 53.58 74.00 -20.42 39.89 32.54 10.94 33.28 3.49 384 113 Peak	Blank
Avg	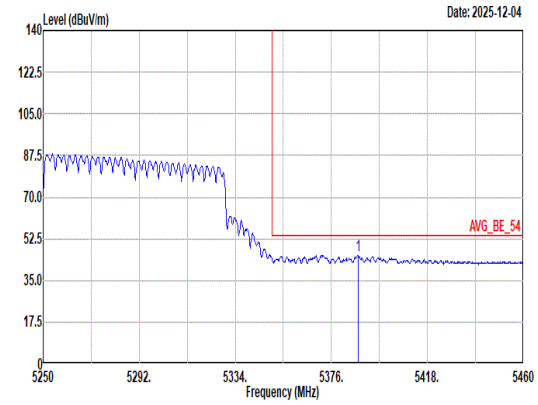 Site : 03CH23-HY Condition: AVG_BE_54 3m DRH18-E_LE2C05A18EN_250702 HORIZONTAL : RBW:1000.000kHz VBW:3.600kHz SWT:Auto Freq Level Limit Line Margin Read Level Ant Factor Cable Loss Preamp Factor Aux Factor APos TPos Remark MHz dBuV/m dBuV/m dB dBuV dB/m dB dB dB cm deg 1 5387.76 45.59 54.00 -8.41 31.89 32.58 10.95 33.33 3.50 384 113 Average	Blank

Mode	19	
	Band Edge - L	
	U-NII-1_5.15-5.25_802.11ax HE160_CH50_5250MHz	
ANT	1 + 2	
Pol.	Vertical	Fundamental
Peak	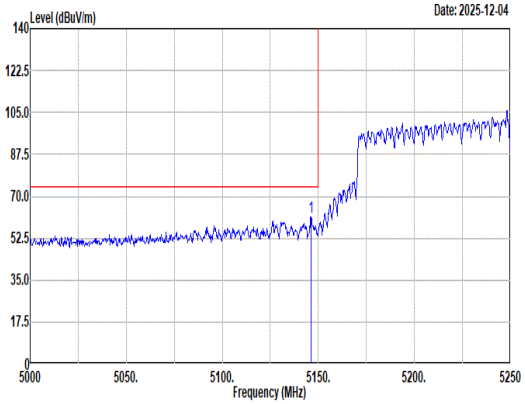 Site : 03CH23-HY Condition: PEAK_BE_74 3m DRH18-E_LE2C05A18EN_250702 VERTICAL : RBW:1000.000kHz VBW:3000.000kHz SWT:Auto 1 5146.25 61.26 74.00 -12.74 46.81 32.90 10.77 32.64 3.42 291 143 Peak	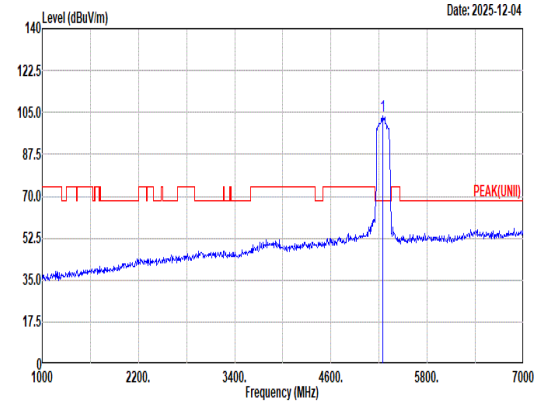 Site : 03CH23-HY Condition: PEAK(UNII) 3m DRH18-E_LE2C05A18EN_250702 VERTICAL : RBW:1000.000kHz VBW:3000.000kHz SWT:Auto 1 5250.00 103.37 ------ ------ 89.27 32.72 10.85 32.91 3.44 291 143 Peak
Avg	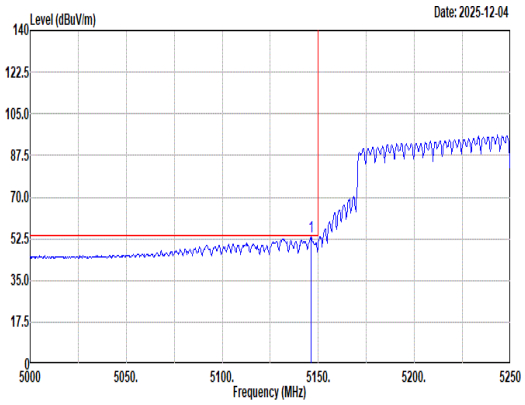 Site : 03CH23-HY Condition: AVG_BE_54 3m DRH18-E_LE2C05A18EN_250702 VERTICAL : RBW:1000.000kHz VBW:3.600kHz SWT:Auto 1 5146.25 53.14 54.00 -0.86 38.69 32.90 10.77 32.64 3.42 291 143 Average	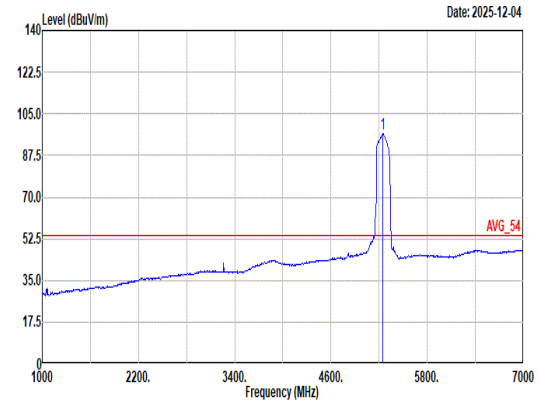 Site : 03CH23-HY Condition: AVG_54 3m DRH18-E_LE2C05A18EN_250702 VERTICAL : RBW:1000.000kHz VBW:3.600kHz SWT:Auto 1 5250.00 96.48 ------ ------ 82.46 32.68 10.86 32.96 3.44 291 143 Average

Mode	19	
	Band Edge - R	
	U-NII-1_5.15-5.25_802.11ax HE160_CH50_5250MHz	
ANT	1 + 2	
Pol.	Vertical	Fundamental
Peak	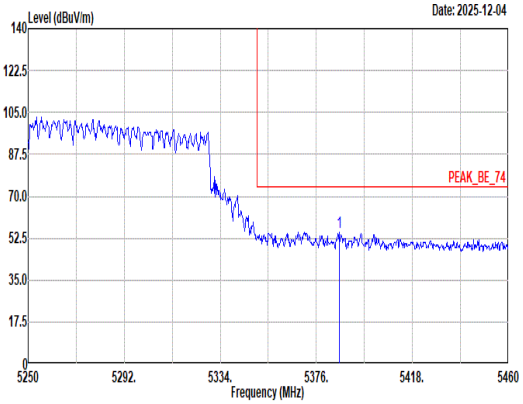 Site : 03CH23-HY Condition: PEAK_BE_74 3m DRH18-E_LE2C05A18EN_250702 VERTICAL : RBW:1000.000kHz VBW:3000.000kHz SWT:Auto Limit Read Ant Cable Preamp Aux APos TPos Freq Level Line Margin Level Factor Loss Factor Factor Remark MHz dBuV/m dBuV/m dB dBuV dB/m dB dB dB cm deg 1 5386.08 55.12 74.00 -18.88 41.43 32.57 10.95 33.32 3.49 291 143 Peak	Blank
Avg	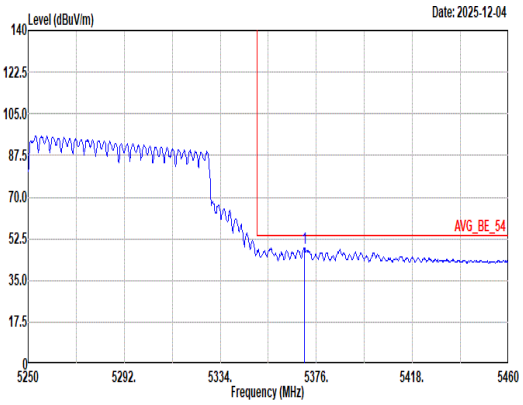 Site : 03CH23-HY Condition: AVG_BE_54 3m DRH18-E_LE2C05A18EN_250702 VERTICAL : RBW:1000.000kHz VBW:3.600kHz SWT:Auto Limit Read Ant Cable Preamp Aux APos TPos Freq Level Line Margin Level Factor Loss Factor Factor Remark MHz dBuV/m dBuV/m dB dBuV dB/m dB dB dB cm deg 1 5370.75 48.85 54.00 -5.15 35.16 32.54 10.94 33.28 3.49 291 143 Average	Blank

Mode	19	
	Harmonic	
	U-NII-1_5.15-5.25_802.11ax HE160_CH50_5250MHz	
ANT	1 + 2	
Pol.	Horizontal	Vertical
Peak Avg	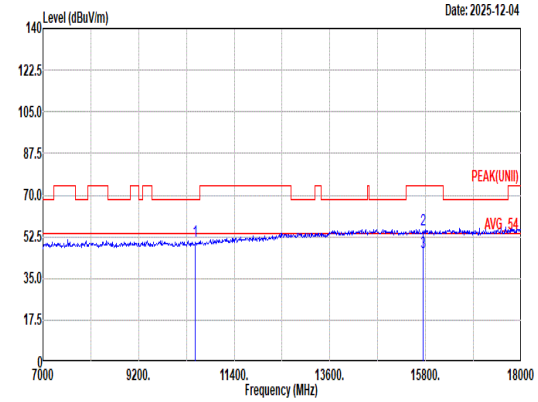 Site : 03CH23-HY Condition: PEAK(UNII) 3m DRH18-E_LE2C05A18EN_250702 HORIZONTAL Freq Level Limit Line Margin Read Level Ant Factor Cable Loss Preamp Factor Aux Factor APos TPos Remark MHz dBuV/m dBuV/m dB dBuV dB/m dB dB dB cm deg 1 10500.00 50.79 68.20 -17.41 34.96 37.50 15.30 39.12 2.15 -- -- Peak 2 15750.00 55.47 74.00 -18.53 38.15 40.90 18.88 44.94 2.48 -- -- Peak 3 15750.00 46.07 54.00 -7.93 28.75 40.90 18.88 44.94 2.48 -- -- Average	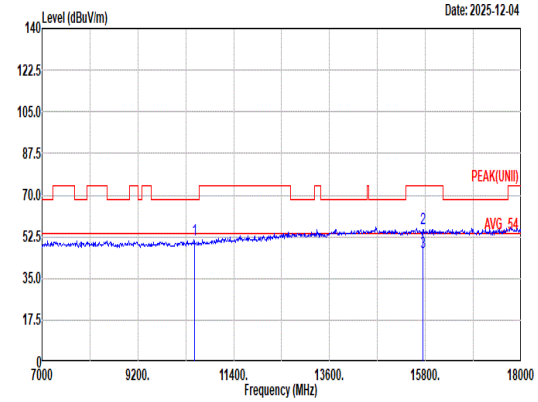 Site : 03CH23-HY Condition: PEAK(UNII) 3m DRH18-E_LE2C05A18EN_250702 VERTICAL Freq Level Limit Line Margin Read Level Ant Factor Cable Loss Preamp Factor Aux Factor APos TPos Remark MHz dBuV/m dBuV/m dB dBuV dB/m dB dB dB cm deg 1 10500.00 51.01 68.20 -17.19 35.18 37.50 15.30 39.12 2.15 -- -- Peak 2 15750.00 55.84 74.00 -18.16 38.52 40.90 18.88 44.94 2.48 -- -- Peak 3 15750.00 45.95 54.00 -8.05 28.63 40.90 18.88 44.94 2.48 -- -- Average

Mode	19	
	Harmonic	
	U-NII-1_5.15-5.25_802.11ax HE160_CH50_5250MHz	
ANT	1 + 2	
Pol.	Horizontal	Vertical
10.6G ~18G Avg	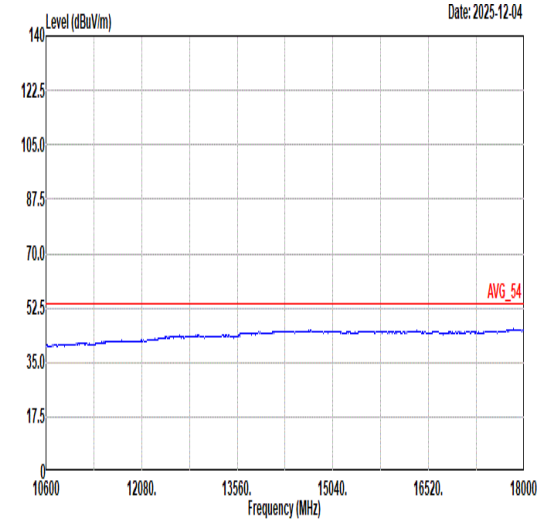 Site : 03CH23-HY Condition: AVG_54 3m DRH18-E_LE2C05A18EN_250702 HORIZONTAL	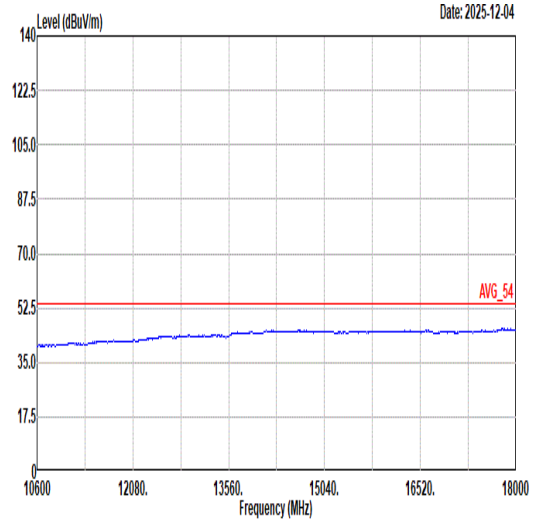 Site : 03CH23-HY Condition: AVG_54 3m DRH18-E_LE2C05A18EN_250702 VERTICAL

Mode	20	
	Band Edge - L	
	U-NII-2A_5.25-5.35_802.11ax HE20_CH52_5260MHz	
ANT	1 + 2	
Pol.	Horizontal	Fundamental
Peak	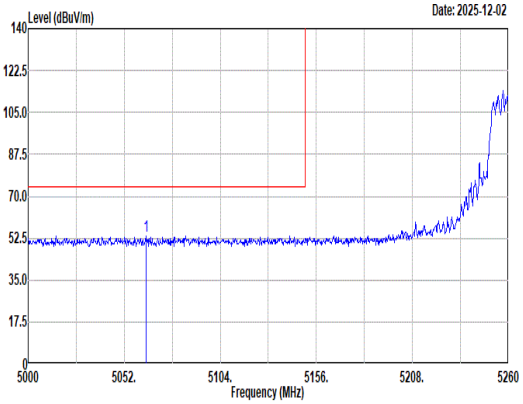 Site : 03CH23-HY Condition: PEAK_BE_74 3m DRH18-E_LE2C05A18EN_250702 HORIZONTAL : RBW:1000.000kHz VBW:3000.000kHz SWT:Auto Freq Level Limit Line Margin Read Level Ant Factor Cable Loss Preamp Factor Aux Factor APos TPos Remark MHz dBuV/m dBuV/m dB dBuV dB/m dB dB dB cm deg 1 5063.96 53.42 74.00 -20.58 38.81 32.90 10.70 32.40 3.41 362 113 Peak	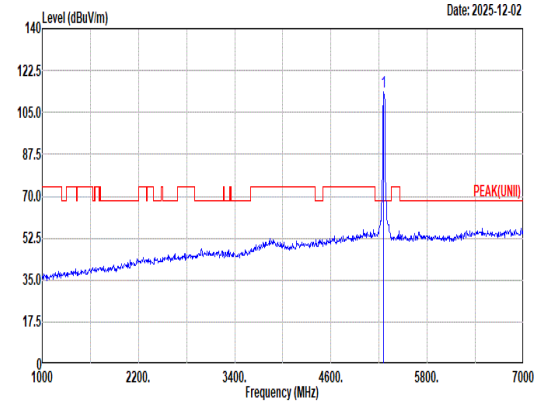 Site : 03CH23-HY Condition: PEAK(UNII) 3m DRH18-E_LE2C05A18EN_250702 HORIZONTAL : RBW:1000.000kHz VBW:3000.000kHz SWT:Auto Freq Level Limit Line Margin Read Level Ant Factor Cable Loss Preamp Factor Aux Factor APos TPos Remark MHz dBuV/m dBuV/m dB dBuV dB/m dB dB dB cm deg 1 5260.00 113.38 ------ ------ 99.36 32.68 10.86 32.96 3.44 362 113 Peak
Avg	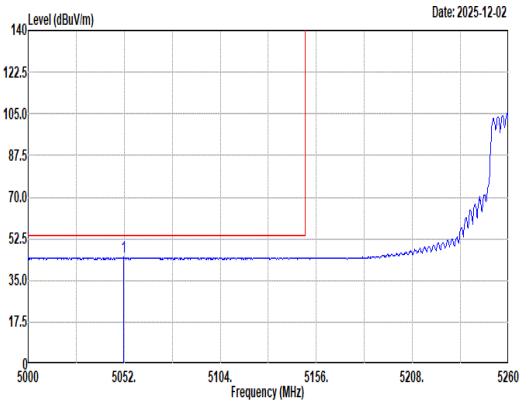 Site : 03CH23-HY Condition: AVG_BE_54 3m DRH18-E_LE2C05A18EN_250702 HORIZONTAL : RBW:1000.000kHz VBW:1.000kHz SWT:Auto Freq Level Limit Line Margin Read Level Ant Factor Cable Loss Preamp Factor Aux Factor APos TPos Remark MHz dBuV/m dBuV/m dB dBuV dB/m dB dB dB cm deg 1 5051.74 44.83 54.00 -9.17 30.20 32.90 10.69 32.37 3.41 362 113 Average	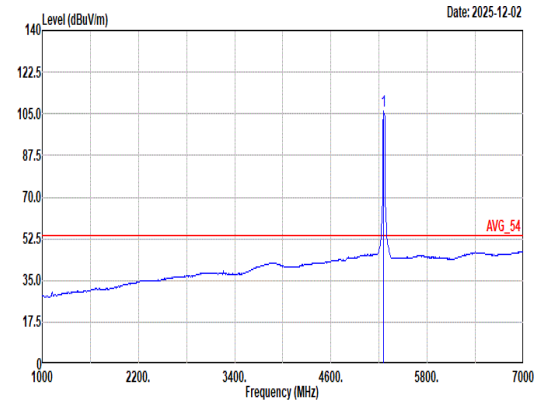 Site : 03CH23-HY Condition: AVG_54 3m DRH18-E_LE2C05A18EN_250702 HORIZONTAL : RBW:1000.000kHz VBW:1.000kHz SWT:Auto Freq Level Limit Line Margin Read Level Ant Factor Cable Loss Preamp Factor Aux Factor APos TPos Remark MHz dBuV/m dBuV/m dB dBuV dB/m dB dB dB cm deg 1 5260.00 105.97 ------ ------ 91.95 32.68 10.86 32.96 3.44 362 113 Average

Mode	20	
	Band Edge - R	
	U-NII-2A_5.25-5.35_802.11ax HE20_CH52_5260MHz	
ANT	1 + 2	
Pol.	Horizontal	Fundamental
Peak	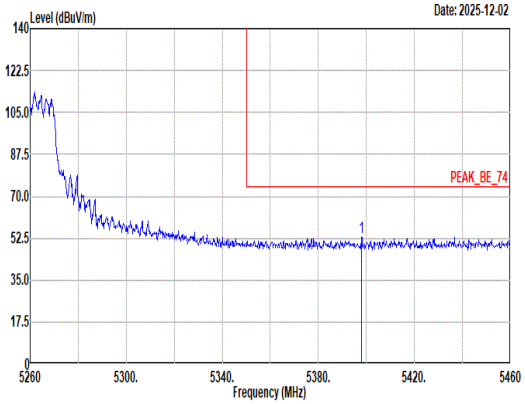 Site : 03CH23-HY Condition: PEAK_BE_74 3m DRH18-E_LE2C05A18EN_250702 HORIZONTAL : RBW:1000.000kHz VBW:3000.000kHz SWT:Auto Freq Level Limit Line Margin Read Level Ant Factor Cable Loss Preamp Factor Aux Factor APos TPos Remark MHz dBuV/m dBuV/m dB dBuV dB/m dB dB dB cm deg 1 5398.00 53.08 74.00 -20.92 39.38 32.60 10.96 33.36 3.50 362 113 Peak	Blank
Avg	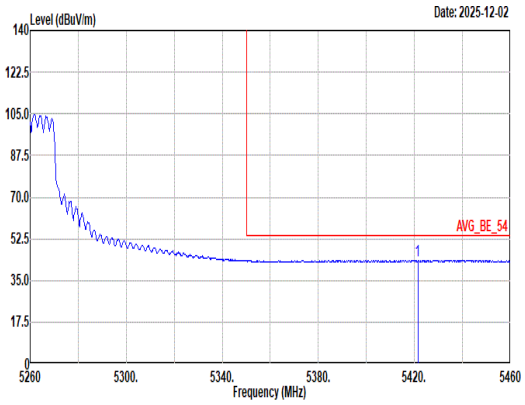 Site : 03CH23-HY Condition: AVG_BE_54 3m DRH18-E_LE2C05A18EN_250702 HORIZONTAL : RBW:1000.000kHz VBW:1.000kHz SWT:Auto Freq Level Limit Line Margin Read Level Ant Factor Cable Loss Preamp Factor Aux Factor APos TPos Remark MHz dBuV/m dBuV/m dB dBuV dB/m dB dB dB cm deg 1 5421.40 43.54 54.00 -10.46 29.83 32.64 10.99 33.43 3.51 362 113 Average	Blank

Mode	20	
	Band Edge - L	
	U-NII-2A_5.25-5.35_802.11ax HE20_CH52_5260MHz	
ANT	1 + 2	
Pol.	Vertical	Fundamental
Peak	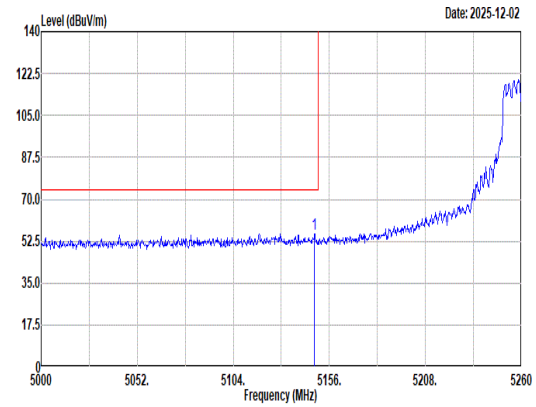 Site : 03CH23-HY Condition: PEAK_BE_74 3m DRH18-E_LE2C05A18EN_250702 VERTICAL : RBW:1000.000kHz VBW:3000.000kHz SWT:Auto 1 5147.94 55.69 74.00 -18.31 41.23 32.90 10.78 32.64 3.42 287 144 Peak	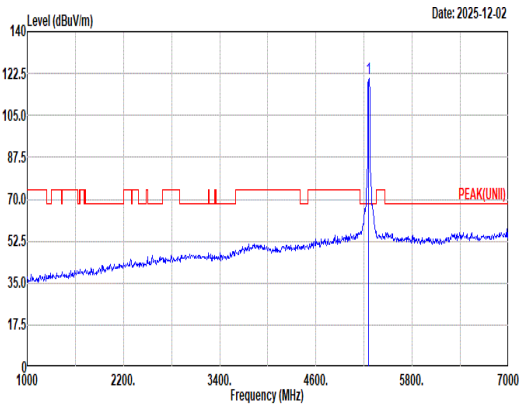 Site : 03CH23-HY Condition: PEAK(UNII) 3m DRH18-E_LE2C05A18EN_250702 VERTICAL : RBW:1000.000kHz VBW:3000.000kHz SWT:Auto 1 5260.00 120.34 ------ ------ 106.33 32.67 10.87 32.98 3.45 287 144 Peak
Avg	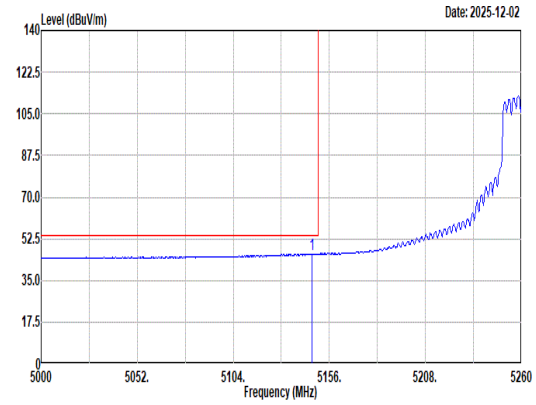 Site : 03CH23-HY Condition: AVG_BE_54 3m DRH18-E_LE2C05A18EN_250702 VERTICAL : RBW:1000.000kHz VBW:1.000kHz SWT:Auto 1 5146.64 46.18 54.00 -7.82 31.73 32.90 10.77 32.64 3.42 287 144 Average	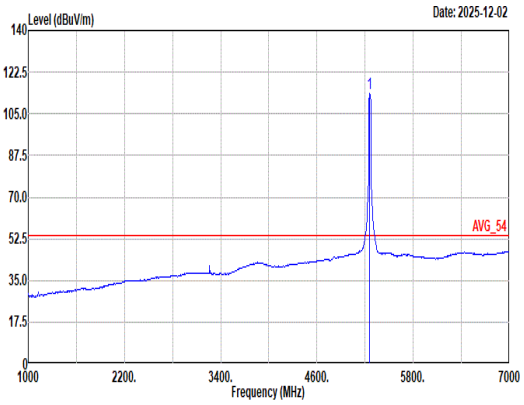 Site : 03CH23-HY Condition: AVG_54 3m DRH18-E_LE2C05A18EN_250702 VERTICAL : RBW:1000.000kHz VBW:1.000kHz SWT:Auto 1 5260.00 113.45 ------ ------ 99.43 32.68 10.86 32.96 3.44 287 144 Average

Mode	20	
	Band Edge - R	
	U-NII-2A_5.25-5.35_802.11ax HE20_CH52_5260MHz	
ANT	1 + 2	
Pol.	Vertical	Fundamental
Peak	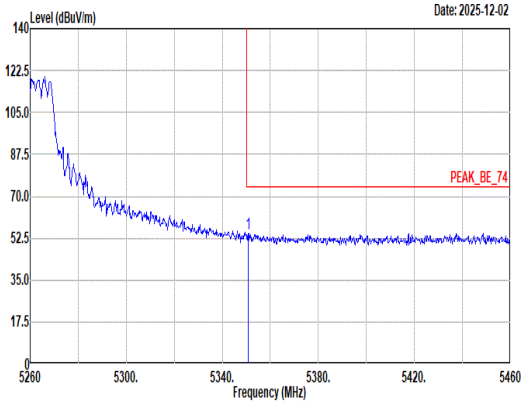 Site : 03CH23-HY Condition: PEAK_BE_74 3m DRH18-E_LE2C05A18EN_250702 VERTICAL : RBW:1000.000kHz VBW:3000.000kHz SWT:Auto Limit Read Ant Cable Preamp Aux APos TPos Freq Level Line Margin Level Factor Loss Factor Factor Remark MHz dBuV/m dBuV/m dB dBuV dB/m dB dB dB cm deg 1 5350.80 54.56 74.00 -19.44 40.87 32.50 10.93 33.22 3.48 287 144 Peak	Blank
Avg	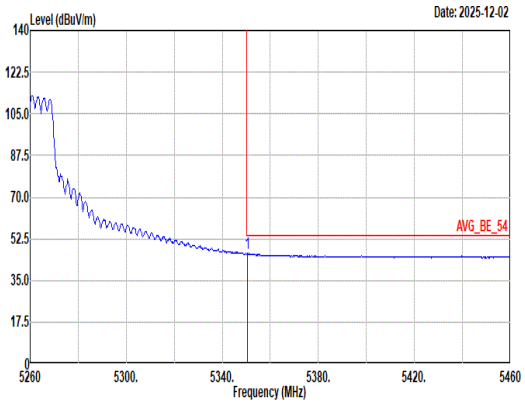 Site : 03CH23-HY Condition: AVG_BE_54 3m DRH18-E_LE2C05A18EN_250702 VERTICAL : RBW:1000.000kHz VBW:1.000kHz SWT:Auto Limit Read Ant Cable Preamp Aux APos TPos Freq Level Line Margin Level Factor Loss Factor Factor Remark MHz dBuV/m dBuV/m dB dBuV dB/m dB dB dB cm deg 1 5350.60 46.28 54.00 -7.72 32.59 32.50 10.93 33.22 3.48 287 144 Average	Blank

Mode	20	
	Harmonic	
	U-NII-2A_5.25-5.35_802.11ax HE20_CH52_5260MHz	
ANT	1 + 2	
Pol.	Horizontal	Vertical
Peak Avg	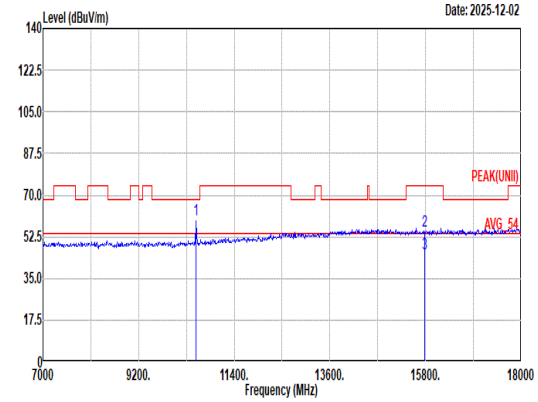 Site : 03CH23-HY Condition: PEAK(UNII) 3m DRH18-E_LE2C05A18EN_250702 HORIZONTAL Freq Level Limit Line Margin Read Level Ant Factor Cable Loss Preamp Factor Aux Factor APos TPos Remark MHz dBuV/m dBuV/m dB dBuV dB/m dB dB dB cm deg 1 10520.00 59.69 68.20 -8.51 43.79 37.58 15.31 39.14 2.15 294 149 Peak 2 15780.00 54.73 74.00 -19.27 37.30 41.02 18.90 44.98 2.49 -- -- Peak 3 15780.00 45.30 54.00 -8.70 27.87 41.02 18.90 44.98 2.49 -- -- Average	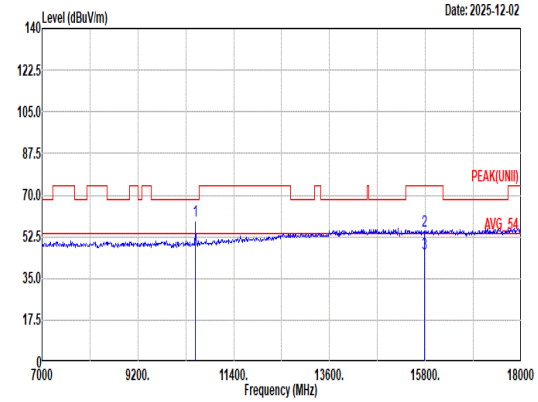 Site : 03CH23-HY Condition: PEAK(UNII) 3m DRH18-E_LE2C05A18EN_250702 VERTICAL Freq Level Limit Line Margin Read Level Ant Factor Cable Loss Preamp Factor Aux Factor APos TPos Remark MHz dBuV/m dBuV/m dB dBuV dB/m dB dB dB cm deg 1 10520.00 59.39 68.20 -8.81 43.49 37.58 15.31 39.14 2.15 335 205 Peak 2 15780.00 54.80 74.00 -19.20 37.37 41.02 18.90 44.98 2.49 -- -- Peak 3 15780.00 45.38 54.00 -8.62 27.95 41.02 18.90 44.98 2.49 -- -- Average

Mode	20	
	Harmonic	
	U-NII-2A_5.25-5.35_802.11ax HE20_CH52_5260MHz	
ANT	1 + 2	
Pol.	Horizontal	Vertical
10.6G ~18G Avg	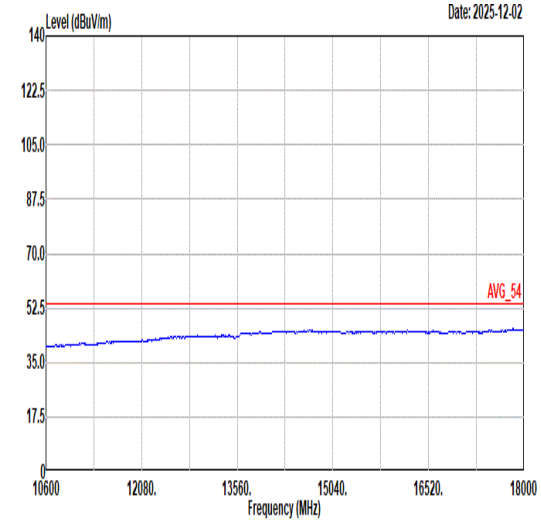	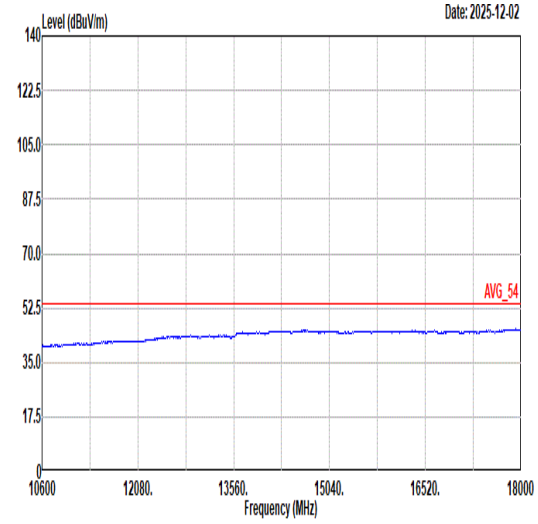

Mode	21	
	Band Edge - L	
	U-NII-2A_5.25-5.35_802.11ax HE20_CH60_5300MHz	
ANT	1 + 2	
Pol.	Horizontal	Fundamental
Peak	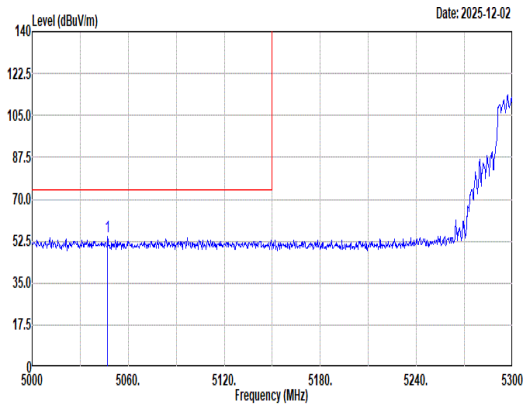 Site : 03CH23-HY Condition: PEAK_BE_74 3m DRH18-E_LE2C05A18EN_250702 HORIZONTAL : RBW:1000.000kHz VBW:3000.000kHz SWT:Auto 1 5047.10 54.24 74.00 -19.76 39.58 32.91 10.69 32.35 3.41 351 112 Peak	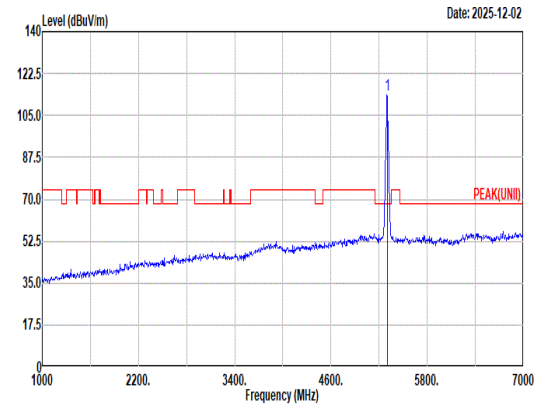 Site : 03CH23-HY Condition: PEAK(UNII) 3m DRH18-E_LE2C05A18EN_250702 HORIZONTAL : RBW:1000.000kHz VBW:3000.000kHz SWT:Auto 1 5300.00 113.35 ------ ------ 99.46 32.61 10.89 33.07 3.46 351 112 Peak
Avg	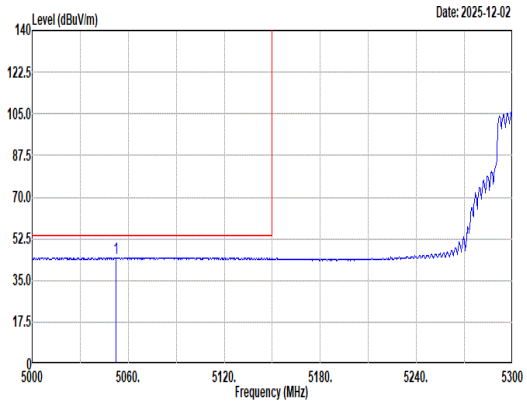 Site : 03CH23-HY Condition: AVG_BE_54 3m DRH18-E_LE2C05A18EN_250702 HORIZONTAL : RBW:1000.000kHz VBW:1.000kHz SWT:Auto 1 5052.20 44.47 54.00 -9.53 29.84 32.90 10.69 32.37 3.41 351 112 Average	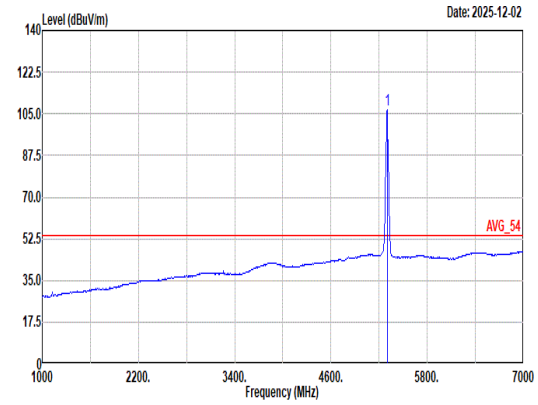 Site : 03CH23-HY Condition: AVG_54 3m DRH18-E_LE2C05A18EN_250702 HORIZONTAL : RBW:1000.000kHz VBW:1.000kHz SWT:Auto 1 5300.00 106.72 ------ ------ 92.85 32.60 10.89 33.08 3.46 351 112 Average

Mode	21	
	Band Edge - R	
	U-NII-2A_5.25-5.35_802.11ax HE20_CH60_5300MHz	
ANT	1 + 2	
Pol.	Horizontal	Fundamental
Peak	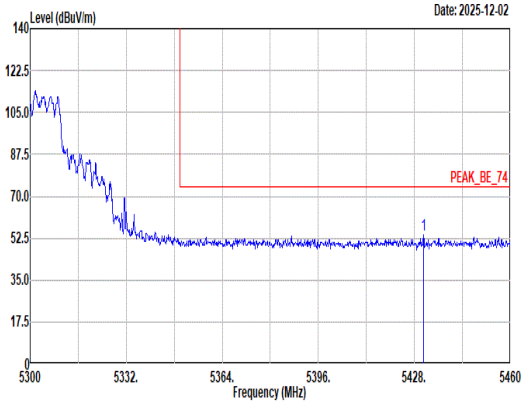 Site : 03CH23-HY Condition: PEAK_BE_74 3m DRH18-E_LE2C05A18EN_250702 HORIZONTAL : RBW:1000.000kHz VBW:3000.000kHz SWT:Auto Freq Level Limit Line Margin Read Level Ant Factor Cable Loss Preamp Factor Aux Factor APos TPos Remark MHz dBuV/m dBuV/m dB dBuV dB/m dB dB dB cm deg 1 5431.04 53.65 74.00 -20.35 39.93 32.66 11.00 33.45 3.51 351 112 Peak	Blank
Avg	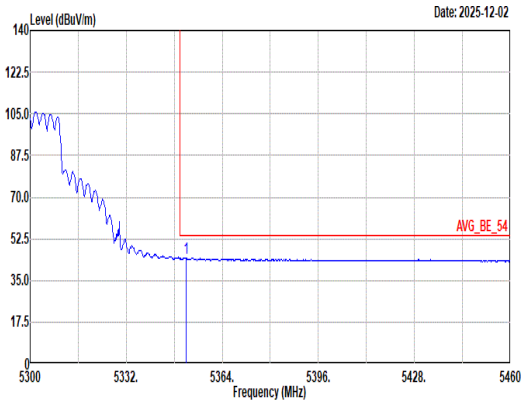 Site : 03CH23-HY Condition: AVG_BE_54 3m DRH18-E_LE2C05A18EN_250702 HORIZONTAL : RBW:1000.000kHz VBW:1.000kHz SWT:Auto Freq Level Limit Line Margin Read Level Ant Factor Cable Loss Preamp Factor Aux Factor APos TPos Remark MHz dBuV/m dBuV/m dB dBuV dB/m dB dB dB cm deg 1 5351.84 44.46 54.00 -9.54 30.78 32.50 10.93 33.23 3.48 351 112 Average	Blank

Mode	21	
	Band Edge - L	
	U-NII-2A_5.25-5.35_802.11ax HE20_CH60_5300MHz	
ANT	1 + 2	
Pol.	Vertical	Fundamental
Peak	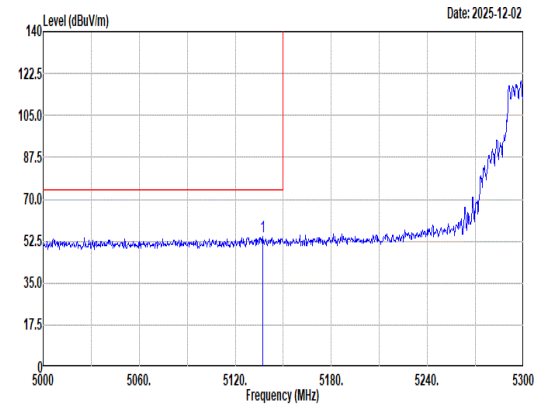 Site : 03CH23-HY Condition: PEAK_BE_74 3m DRH18-E_LE2C05A18EN_250702 VERTICAL : RBW:1000.000kHz VBW:3000.000kHz SWT:Auto 1 5137.10 54.36 74.00 -19.64 39.88 32.90 10.77 32.61 3.42 300 146 Peak	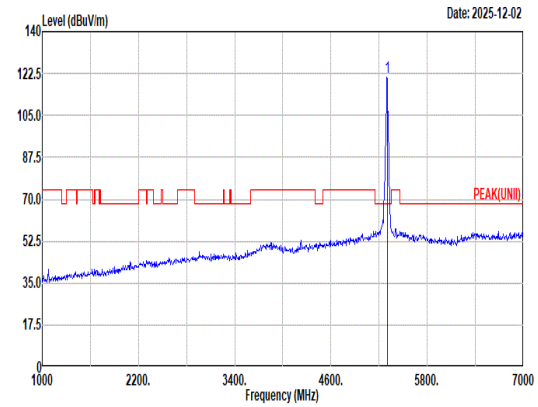 Site : 03CH23-HY Condition: PEAK(UNII) 3m DRH18-E_LE2C05A18EN_250702 VERTICAL : RBW:1000.000kHz VBW:3000.000kHz SWT:Auto 1 5300.00 120.85 ------ ------ 106.96 32.61 10.89 33.07 3.46 300 146 Peak
Avg	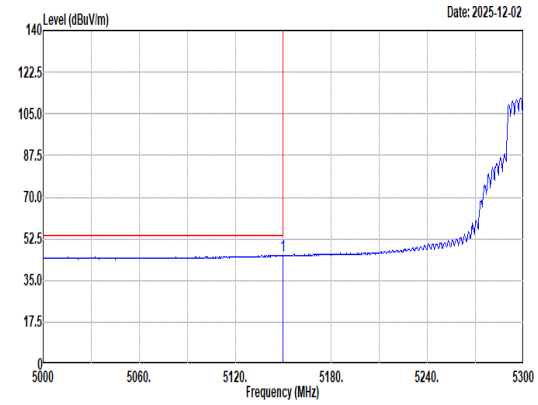 Site : 03CH23-HY Condition: AVG_BE_54 3m DRH18-E_LE2C05A18EN_250702 VERTICAL : RBW:1000.000kHz VBW:1.000kHz SWT:Auto 1 5150.00 45.63 54.00 -8.37 31.18 32.90 10.78 32.65 3.42 300 146 Average	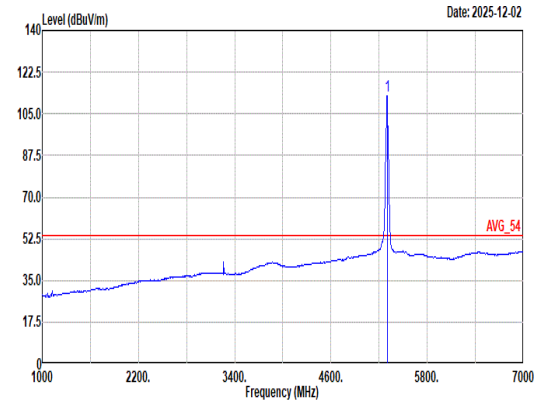 Site : 03CH23-HY Condition: AVG_54 3m DRH18-E_LE2C05A18EN_250702 VERTICAL : RBW:1000.000kHz VBW:1.000kHz SWT:Auto 1 5300.00 112.34 ------ ------ 98.45 32.61 10.89 33.07 3.46 300 146 Average

Mode	21	
	Band Edge - R	
	U-NII-2A_5.25-5.35_802.11ax HE20_CH60_5300MHz	
ANT	1 + 2	
Pol.	Vertical	Fundamental
Peak	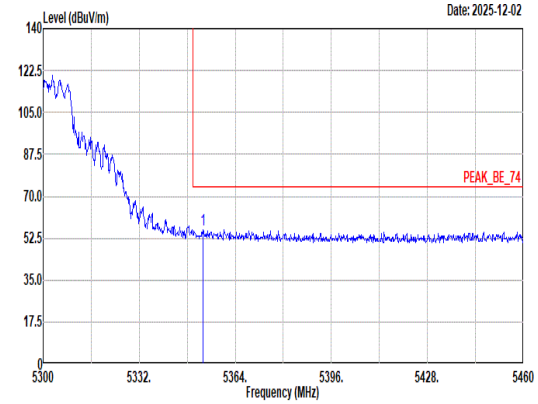 Site : 03CH23-HY Condition: PEAK_BE_74 3m DRH18-E_LE2C05A18EN_250702 VERTICAL : RBW:1000.000kHz VBW:3000.000kHz SWT:Auto Freq Level Limit Line Margin Read Level Ant Factor Cable Loss Preamp Factor Aux Factor APos TPos Remark MHz dBuV/m dBuV/m dB dBuV dB/m dB dB dB cm deg 1 5353.28 56.21 74.00 -17.79 42.52 32.51 10.93 33.23 3.48 300 146 Peak	Blank
Avg	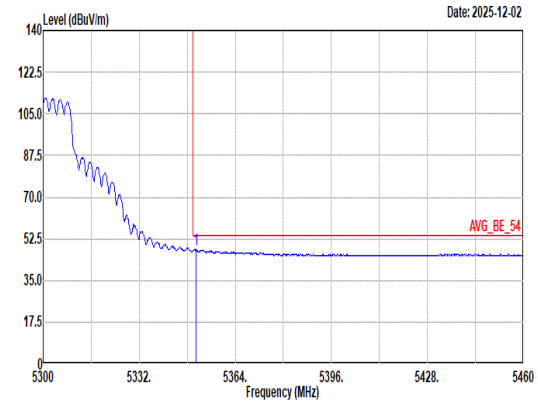 Site : 03CH23-HY Condition: AVG_BE_54 3m DRH18-E_LE2C05A18EN_250702 VERTICAL : RBW:1000.000kHz VBW:1.000kHz SWT:Auto Freq Level Limit Line Margin Read Level Ant Factor Cable Loss Preamp Factor Aux Factor APos TPos Remark MHz dBuV/m dBuV/m dB dBuV dB/m dB dB dB cm deg 1 5350.88 48.03 54.00 -5.97 34.34 32.50 10.93 33.22 3.48 300 146 Average	Blank

Mode	21	
	Harmonic	
	U-NII-2A_5.25-5.35_802.11ax HE20_CH60_5300MHz	
ANT	1 + 2	
Pol.	Horizontal	Vertical
Peak Avg	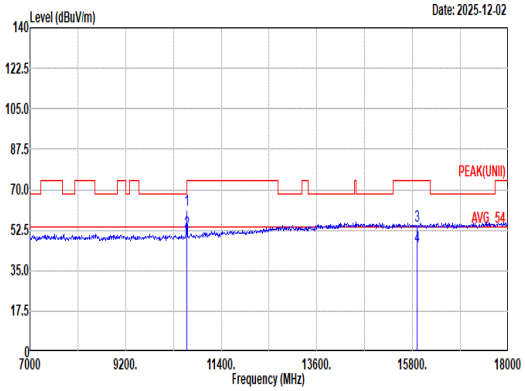 Site : 03CH23-HY Condition: PEAK(UNII) 3m DRH18-E_LE2C05A18EN_250702 HORIZONTAL 1 10600.00 61.12 74.00 -12.88 45.02 37.80 15.37 39.23 2.16 336 150 Peak 2 10600.00 51.63 54.00 -2.37 35.53 37.80 15.37 39.23 2.16 336 150 Average 3 15900.00 54.47 74.00 -19.53 36.89 41.20 19.00 45.12 2.50 -- -- Peak 4 15900.00 45.31 54.00 -8.69 27.73 41.20 19.00 45.12 2.50 -- -- Average	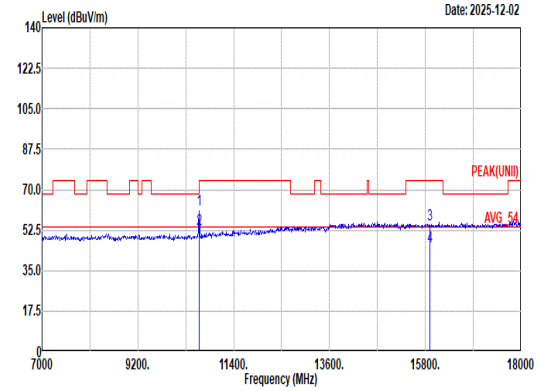 Site : 03CH23-HY Condition: PEAK(UNII) 3m DRH18-E_LE2C05A18EN_250702 VERTICAL 1 10600.00 61.34 74.00 -12.66 45.24 37.80 15.37 39.23 2.16 305 205 Peak 2 10600.00 52.70 54.00 -1.30 36.60 37.80 15.37 39.23 2.16 305 205 Average 3 15900.00 55.07 74.00 -18.93 37.49 41.20 19.00 45.12 2.50 -- -- Peak 4 15900.00 45.40 54.00 -8.60 27.82 41.20 19.00 45.12 2.50 -- -- Average

Mode	21	
	Harmonic	
	U-NII-2A_5.25-5.35_802.11ax HE20_CH60_5300MHz	
ANT	1 + 2	
Pol.	Horizontal	Vertical
10.6G ~18G Avg	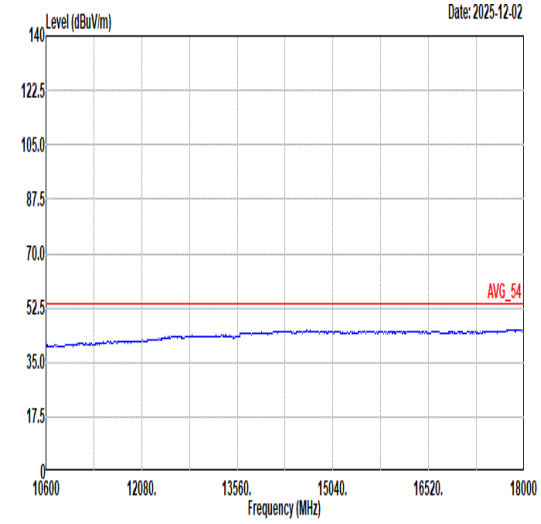 Site : 03CH23-HY Condition: AVG_54 3m DRH18-E_LE2C05A18EN_250702 HORIZONTAL	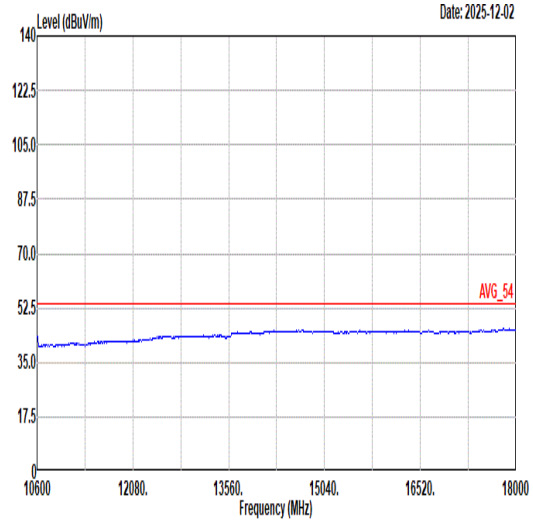 Site : 03CH23-HY Condition: AVG_54 3m DRH18-E_LE2C05A18EN_250702 VERTICAL

Mode	22	
	Band Edge	
	U-NII-2A_5.25-5.35_802.11ax HE20_CH64_5320MHz	
ANT	1 + 2	
Pol.	Horizontal	Fundamental
Peak	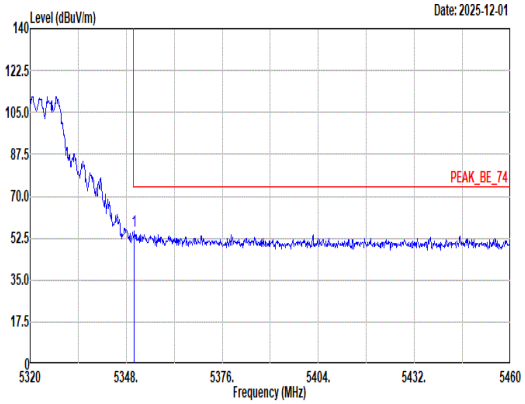 Site : 03CH23-HY Condition: PEAK_BE_74 3m DRH18-E_LE2C05A18EN_250702 HORIZONTAL : RBW:1000.000kHz VBW:3000.000kHz SWT:Auto Freq Level Limit Line Margin Read Level Ant Factor Cable Loss Preamp Factor Aux Factor APos TPos Remark MHz dBuV/m dBuV/m dB dBuV dB/m dB dB dB cm deg 1 5350.38 55.59 74.00 -18.41 41.90 32.50 10.93 33.22 3.48 332 112 Peak	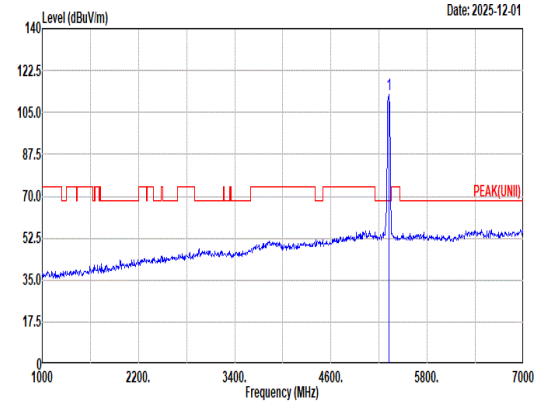 Site : 03CH23-HY Condition: PEAK(UNII) 3m DRH18-E_LE2C05A18EN_250702 HORIZONTAL : RBW:1000.000kHz VBW:3000.000kHz SWT:Auto Freq Level Limit Line Margin Read Level Ant Factor Cable Loss Preamp Factor Aux Factor APos TPos Remark MHz dBuV/m dBuV/m dB dBuV dB/m dB dB dB cm deg 1 5320.00 112.43 ------ ------ 98.65 32.55 10.91 33.15 3.47 332 112 Peak
Avg	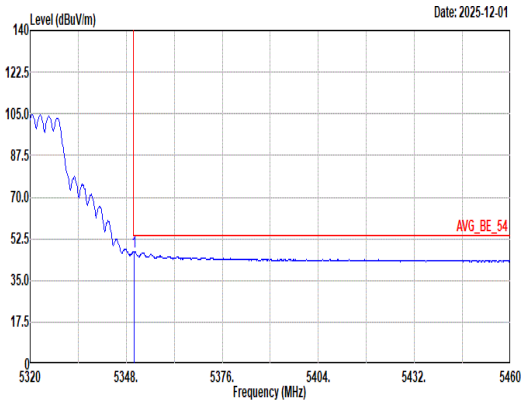 Site : 03CH23-HY Condition: AVG_BE_54 3m DRH18-E_LE2C05A18EN_250702 HORIZONTAL : RBW:1000.000kHz VBW:1.000kHz SWT:Auto Freq Level Limit Line Margin Read Level Ant Factor Cable Loss Preamp Factor Aux Factor APos TPos Remark MHz dBuV/m dBuV/m dB dBuV dB/m dB dB dB cm deg 1 5350.38 47.18 54.00 -6.82 33.49 32.50 10.93 33.22 3.48 332 112 Average	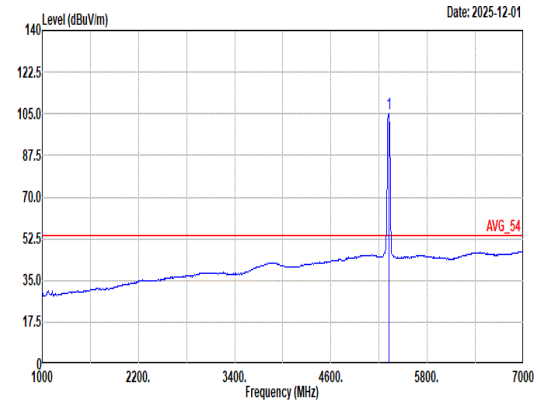 Site : 03CH23-HY Condition: AVG_54 3m DRH18-E_LE2C05A18EN_250702 HORIZONTAL : RBW:1000.000kHz VBW:1.000kHz SWT:Auto Freq Level Limit Line Margin Read Level Ant Factor Cable Loss Preamp Factor Aux Factor APos TPos Remark MHz dBuV/m dBuV/m dB dBuV dB/m dB dB dB cm deg 1 5320.00 105.23 ------ ------ 91.44 32.56 10.90 33.14 3.47 332 112 Average

Mode	22	
	Band Edge	
	U-NII-2A_5.25-5.35_802.11ax HE20_CH64_5320MHz	
ANT	1 + 2	
Pol.	Vertical	Fundamental
Peak	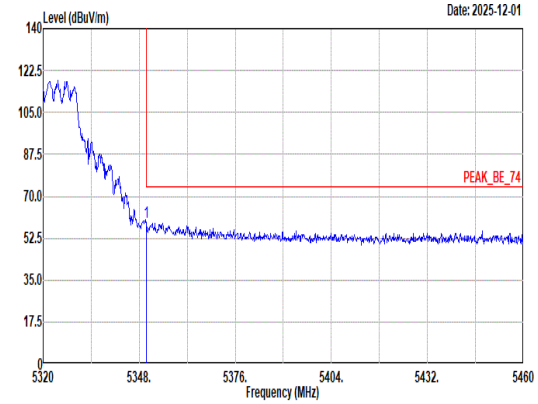 Site : 03CH23-HY Condition: PEAK_BE_74 3m DRH18-E_LE2C05A18EN_250702 VERTICAL : RBW:1000.000kHz VBW:3000.000kHz SWT:Auto Freq Level Limit Line Margin Read Level Ant Factor Cable Loss Preamp Factor Aux Factor APos TPos Remark MHz dBuV/m dBuV/m dB dBuV dB/m dB dB dB cm deg 1 5350.10 59.18 74.00 -14.82 45.49 32.50 10.93 33.22 3.48 300 150 Peak	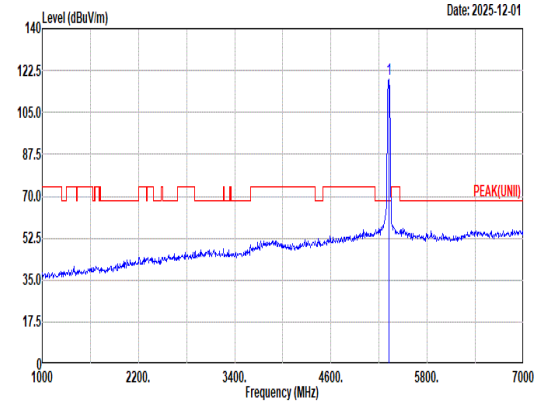 Site : 03CH23-HY Condition: PEAK(UNII) 3m DRH18-E_LE2C05A18EN_250702 VERTICAL : RBW:1000.000kHz VBW:3000.000kHz SWT:Auto Freq Level Limit Line Margin Read Level Ant Factor Cable Loss Preamp Factor Aux Factor APos TPos Remark MHz dBuV/m dBuV/m dB dBuV dB/m dB dB dB cm deg 1 5320.00 119.09 ------ ------ 105.30 32.56 10.90 33.14 3.47 300 150 Peak
Avg	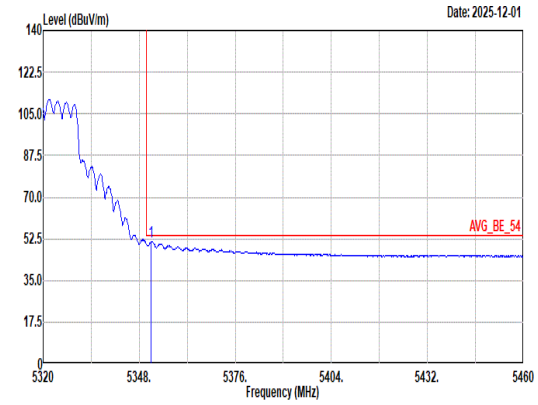 Site : 03CH23-HY Condition: AVG_BE_54 3m DRH18-E_LE2C05A18EN_250702 VERTICAL : RBW:1000.000kHz VBW:1.000kHz SWT:Auto Freq Level Limit Line Margin Read Level Ant Factor Cable Loss Preamp Factor Aux Factor APos TPos Remark MHz dBuV/m dBuV/m dB dBuV dB/m dB dB dB cm deg 1 5351.50 51.50 54.00 -2.50 37.82 32.50 10.93 33.23 3.48 300 150 Average	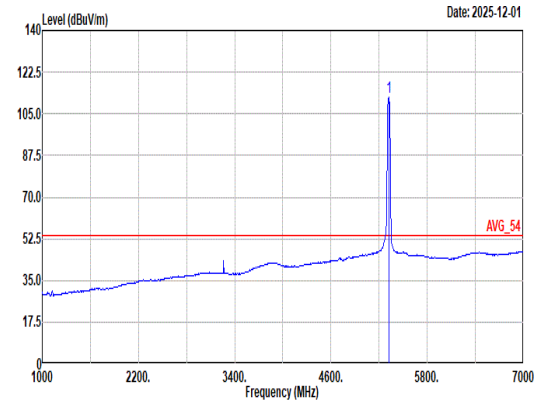 Site : 03CH23-HY Condition: AVG_54 3m DRH18-E_LE2C05A18EN_250702 VERTICAL : RBW:1000.000kHz VBW:1.000kHz SWT:Auto Freq Level Limit Line Margin Read Level Ant Factor Cable Loss Preamp Factor Aux Factor APos TPos Remark MHz dBuV/m dBuV/m dB dBuV dB/m dB dB dB cm deg 1 5320.00 111.76 ------ ------ 97.97 32.56 10.90 33.14 3.47 300 150 Average

Mode	22	
	Harmonic	
	U-NII-2A_5.25-5.35_802.11ax HE20_CH64_5320MHz	
ANT	1 + 2	
Pol.	Horizontal	Vertical
Peak Avg	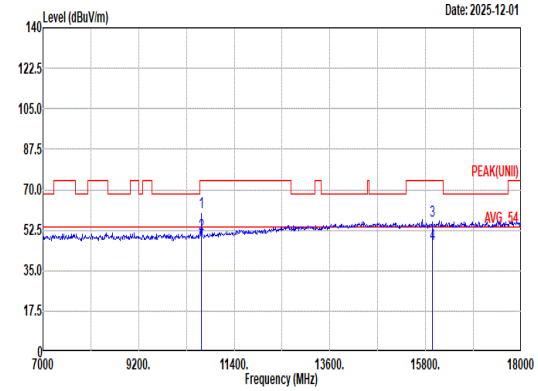 Site : 03CH23-HY Condition: PEAK(UNII) 3m DRH18-E_LE2C05A18EN_250702 HORIZONTAL 1 10640.00 60.26 74.00 -13.74 44.17 37.80 15.40 39.28 2.17 300 149 Peak 2 10640.00 50.90 54.00 -3.10 34.81 37.80 15.40 39.28 2.17 300 149 Average 3 15960.00 56.50 74.00 -17.50 39.15 40.98 19.05 45.19 2.51 -- -- Peak 4 15960.00 46.25 54.00 -7.75 28.90 40.98 19.05 45.19 2.51 -- -- Average	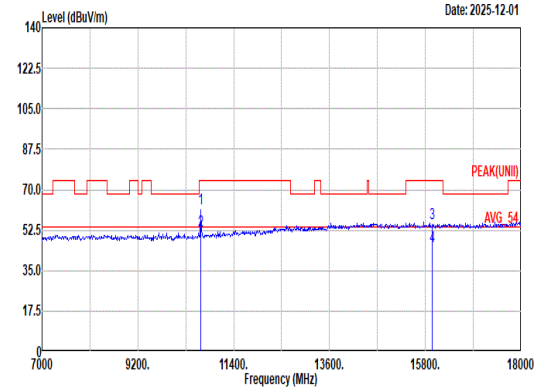 Site : 03CH23-HY Condition: PEAK(UNII) 3m DRH18-E_LE2C05A18EN_250702 VERTICAL 1 10640.00 61.80 74.00 -12.20 45.71 37.80 15.40 39.28 2.17 400 198 Peak 2 10640.00 52.35 54.00 -1.65 36.26 37.80 15.40 39.28 2.17 400 198 Average 3 15960.00 55.66 74.00 -18.34 38.31 40.98 19.05 45.19 2.51 -- -- Peak 4 15960.00 45.41 54.00 -8.59 28.06 40.98 19.05 45.19 2.51 -- -- Average

Mode	22	
	Harmonic	
	U-NII-2A_5.25-5.35_802.11ax HE20_CH64_5320MHz	
ANT	1 + 2	
Pol.	Horizontal	Vertical
10.6G ~18G Avg	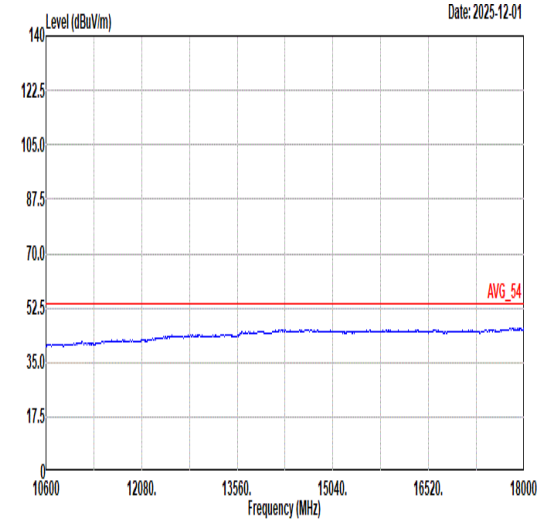 Site : 03CH23-HY Condition: AVG_54 3m DRH18-E_LE2C05A18EN_250702 HORIZONTAL	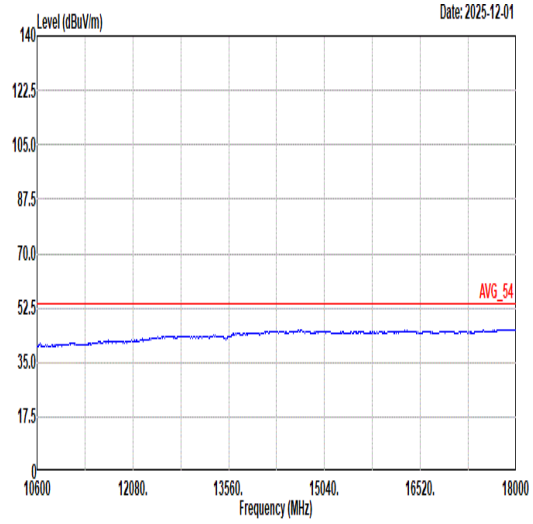 Site : 03CH23-HY Condition: AVG_54 3m DRH18-E_LE2C05A18EN_250702 VERTICAL

Mode	23	
	Band Edge	
	U-NII-2A_5.25-5.35_802.11ax HE20_CH64_26/8_5320MHz	
ANT	1 + 2	
Pol.	Horizontal	Fundamental
Peak	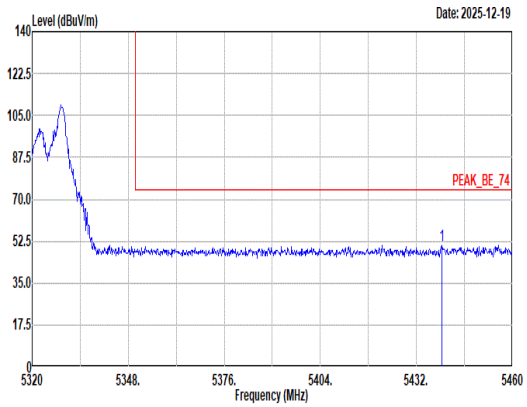 Site : 03CH23-HY Condition: PEAK_BE_74 3m DRH18-E_LE2C05A18EN_250702 HORIZONTAL : RBW:1000.000kHz VBW:3000.000kHz SWT:Auto Freq Level Limit Line Margin Read Level Ant Factor Cable Loss Preamp Factor Aux Factor APos TPos Remark MHz dBuV/m dBuV/m dB dBuV dB/m dB dB dB cm deg 1 5439.42 50.97 74.00 -23.03 37.25 32.68 11.01 33.48 3.51 100 251 Peak	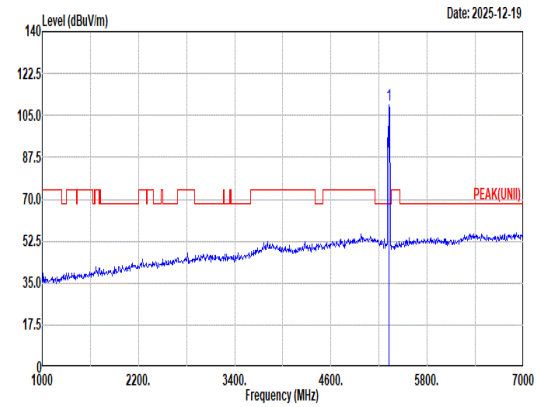 Site : 03CH23-HY Condition: PEAK(UNII) 3m DRH18-E_LE2C05A18EN_250702 HORIZONTAL : RBW:1000.000kHz VBW:3000.000kHz SWT:Auto Freq Level Limit Line Margin Read Level Ant Factor Cable Loss Preamp Factor Aux Factor APos TPos Remark MHz dBuV/m dBuV/m dB dBuV dB/m dB dB dB cm deg 1 5320.00 109.23 ------ ------ 95.45 32.55 10.91 33.15 3.47 100 251 Peak
Avg	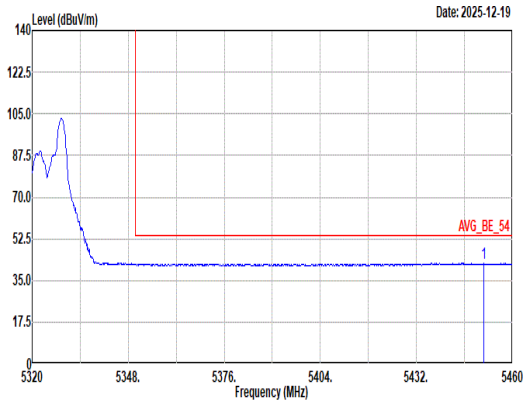 Site : 03CH23-HY Condition: AVG_BE_54 3m DRH18-E_LE2C05A18EN_250702 HORIZONTAL : RBW:1000.000kHz VBW:1.800kHz SWT:Auto Freq Level Limit Line Margin Read Level Ant Factor Cable Loss Preamp Factor Aux Factor APos TPos Remark MHz dBuV/m dBuV/m dB dBuV dB/m dB dB dB cm deg 1 5451.60 42.44 54.00 -11.56 28.71 32.70 11.03 33.51 3.51 100 251 Average	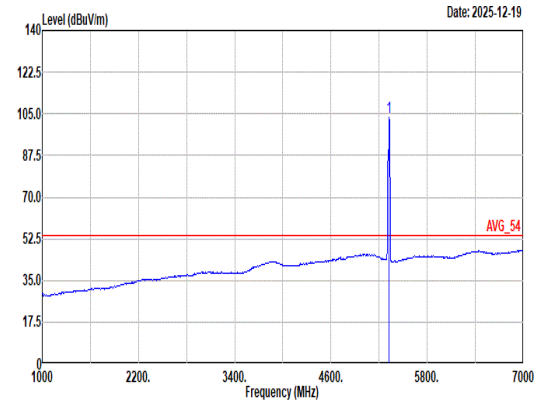 Site : 03CH23-HY Condition: AVG_54 3m DRH18-E_LE2C05A18EN_250702 HORIZONTAL : RBW:1000.000kHz VBW:1.800kHz SWT:Auto Freq Level Limit Line Margin Read Level Ant Factor Cable Loss Preamp Factor Aux Factor APos TPos Remark MHz dBuV/m dBuV/m dB dBuV dB/m dB dB dB cm deg 1 5320.00 103.80 ------ ------ 90.02 32.55 10.91 33.15 3.47 100 251 Average

Mode	23	
	Band Edge	
	U-NII-2A_5.25-5.35_802.11ax HE20_CH64_26/8_5320MHz	
ANT	1 + 2	
Pol.	Vertical	Fundamental
Peak	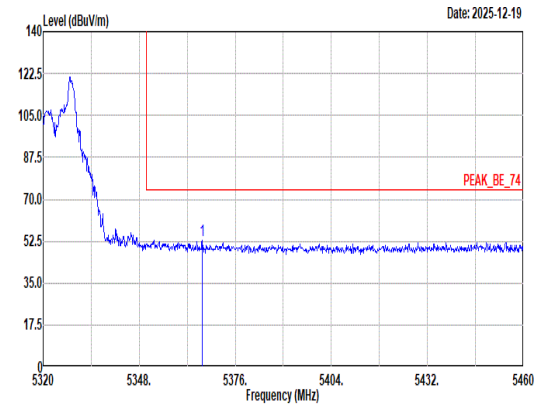 Site : 03CH23-HY Condition: PEAK_BE_74 3m DRH18-E_LE2C05A18EN_250702 VERTICAL : RBW:1000.000kHz VBW:3000.000kHz SWT:Auto Freq Level Limit Line Margin Read Level Ant Factor Cable Loss Preamp Factor Aux Factor APos TPos Remark MHz dBuV/m dBuV/m dB dBuV dB/m dB dB dB cm deg 1 5366.34 52.64 74.00 -21.36 38.95 32.53 10.94 33.27 3.49 300 147 Peak	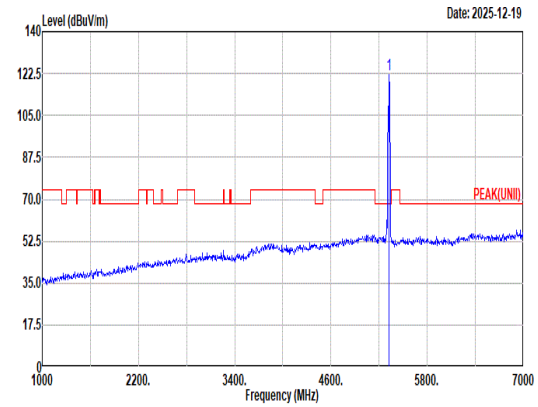 Site : 03CH23-HY Condition: PEAK(UNII) 3m DRH18-E_LE2C05A18EN_250702 VERTICAL : RBW:1000.000kHz VBW:3000.000kHz SWT:Auto Freq Level Limit Line Margin Read Level Ant Factor Cable Loss Preamp Factor Aux Factor APos TPos Remark MHz dBuV/m dBuV/m dB dBuV dB/m dB dB dB cm deg 1 5320.00 121.87 ------ ------ 108.09 32.55 10.91 33.15 3.47 300 147 Peak
Avg	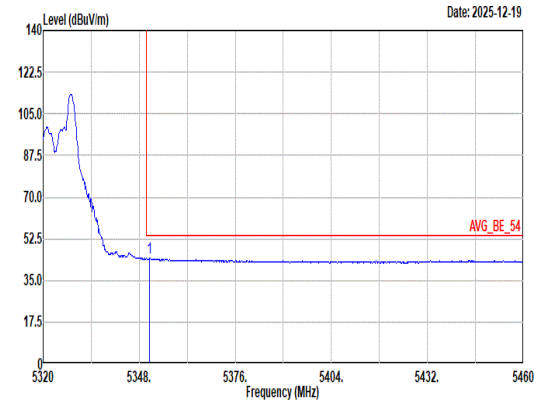 Site : 03CH23-HY Condition: AVG_BE_54 3m DRH18-E_LE2C05A18EN_250702 VERTICAL : RBW:1000.000kHz VBW:1.800kHz SWT:Auto Freq Level Limit Line Margin Read Level Ant Factor Cable Loss Preamp Factor Aux Factor APos TPos Remark MHz dBuV/m dBuV/m dB dBuV dB/m dB dB dB cm deg 1 5350.94 44.56 54.00 -9.44 30.87 32.50 10.93 33.22 3.48 300 147 Average	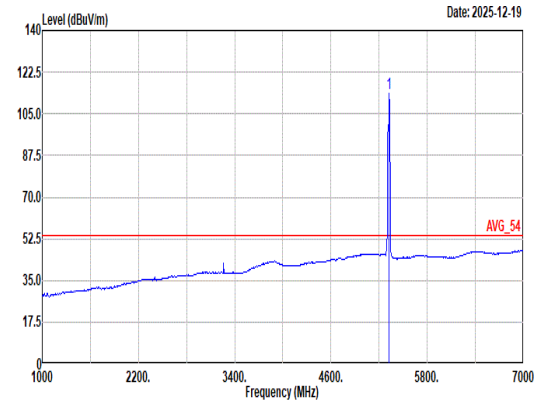 Site : 03CH23-HY Condition: AVG_54 3m DRH18-E_LE2C05A18EN_250702 VERTICAL : RBW:1000.000kHz VBW:1.800kHz SWT:Auto Freq Level Limit Line Margin Read Level Ant Factor Cable Loss Preamp Factor Aux Factor APos TPos Remark MHz dBuV/m dBuV/m dB dBuV dB/m dB dB dB cm deg 1 5320.00 113.84 ------ ------ 100.06 32.55 10.91 33.15 3.47 300 147 Average

Mode	24	
	Band Edge	
	U-NII-2A_5.25-5.35_802.11ax HE20_CH64_106/54_5320MHz	
ANT	1 + 2	
Pol.	Horizontal	Fundamental
Peak	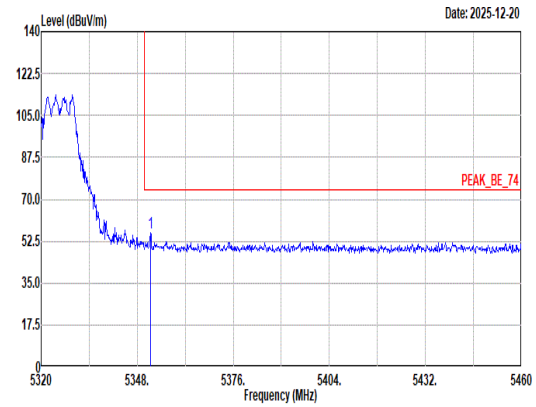 Site : 03CH23-HY Condition: PEAK_BE_74 3m DRH18-E_LE2C05A18EN_250702 HORIZONTAL : RBW:1000.000kHz VBW:3000.000kHz SWT:Auto Freq Level Limit Line Margin Read Level Ant Factor Cable Loss Preamp Factor Aux Factor APos TPos Remark MHz dBuV/m dBuV/m dB dBuV dB/m dB dB dB cm deg 1 5351.92 56.13 74.00 -17.87 42.45 32.50 10.93 33.23 3.48 350 109 Peak	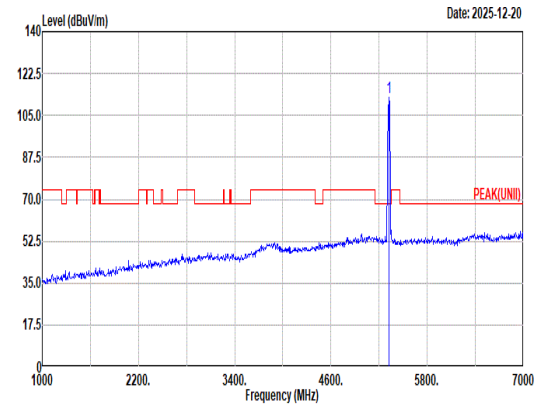 Site : 03CH23-HY Condition: PEAK(UNII) 3m DRH18-E_LE2C05A18EN_250702 HORIZONTAL : RBW:1000.000kHz VBW:3000.000kHz SWT:Auto Freq Level Limit Line Margin Read Level Ant Factor Cable Loss Preamp Factor Aux Factor APos TPos Remark MHz dBuV/m dBuV/m dB dBuV dB/m dB dB dB cm deg 1 5320.00 112.71 ------ ------ 98.93 32.55 10.91 33.15 3.47 350 109 Peak
Avg	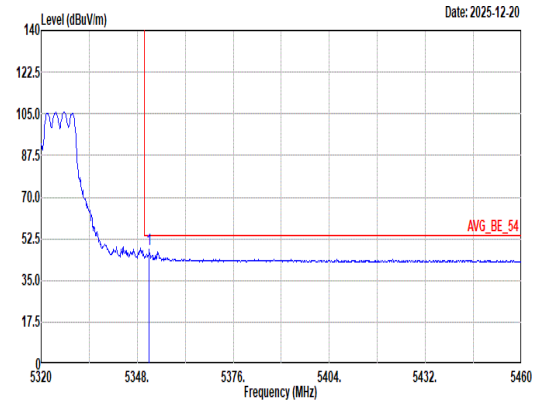 Site : 03CH23-HY Condition: AVG_BE_54 3m DRH18-E_LE2C05A18EN_250702 HORIZONTAL : RBW:1000.000kHz VBW:2.400kHz SWT:Auto Freq Level Limit Line Margin Read Level Ant Factor Cable Loss Preamp Factor Aux Factor APos TPos Remark MHz dBuV/m dBuV/m dB dBuV dB/m dB dB dB cm deg 1 5351.50 48.17 54.00 -5.83 34.49 32.50 10.93 33.23 3.48 350 109 Average	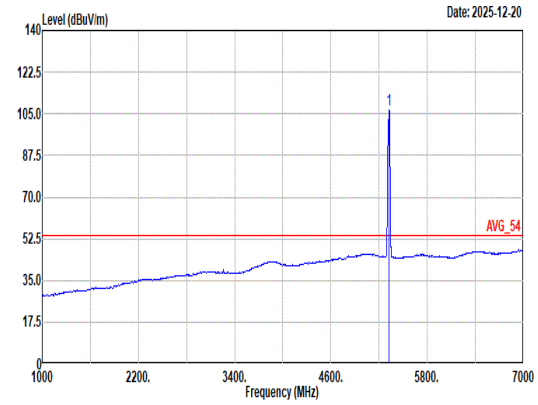 Site : 03CH23-HY Condition: AVG_54 3m DRH18-E_LE2C05A18EN_250702 HORIZONTAL : RBW:1000.000kHz VBW:2.400kHz SWT:Auto Freq Level Limit Line Margin Read Level Ant Factor Cable Loss Preamp Factor Aux Factor APos TPos Remark MHz dBuV/m dBuV/m dB dBuV dB/m dB dB dB cm deg 1 5320.00 106.67 ------ ------ 92.89 32.55 10.91 33.15 3.47 350 109 Average

Mode	24	
	Band Edge	
	U-NII-2A_5.25-5.35_802.11ax HE20_CH64_106/54_5320MHz	
ANT	1 + 2	
Pol.	Vertical	Fundamental
Peak	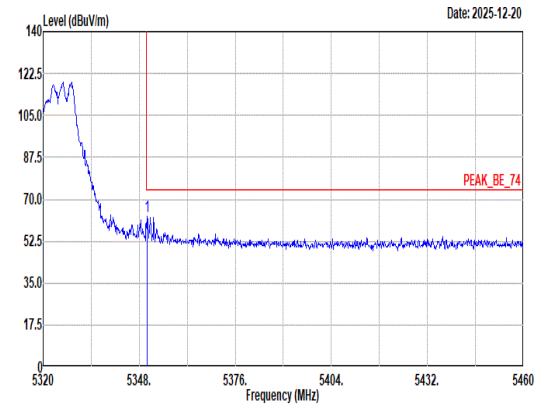 Site : 03CH23-HY Condition: PEAK_BE_74 3m DRH18-E_LE2C05A18EN_250702 VERTICAL : RBW:1000.000kHz VBW:3000.000kHz SWT:Auto Freq Level Limit Line Margin Read Level Ant Factor Cable Loss Preamp Factor Aux Factor APos TPos Remark MHz dBuV/m dBuV/m dB dBuV dB/m dB dB dB cm deg 1 5350.38 62.65 74.00 -11.35 48.96 32.50 10.93 33.22 3.48 300 148 Peak	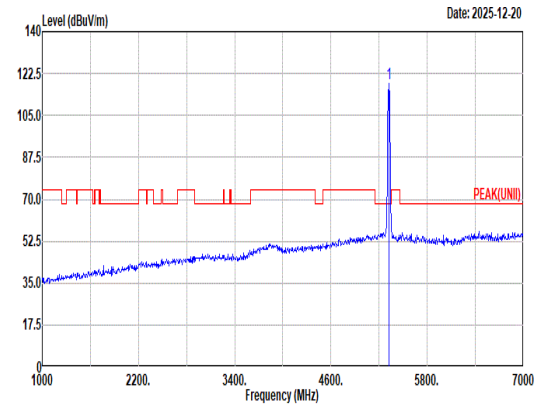 Site : 03CH23-HY Condition: PEAK(UNII) 3m DRH18-E_LE2C05A18EN_250702 VERTICAL : RBW:1000.000kHz VBW:3000.000kHz SWT:Auto Freq Level Limit Line Margin Read Level Ant Factor Cable Loss Preamp Factor Aux Factor APos TPos Remark MHz dBuV/m dBuV/m dB dBuV dB/m dB dB dB cm deg 1 5320.00 118.54 ------ ------ 104.76 32.55 10.91 33.15 3.47 300 148 Peak
Avg	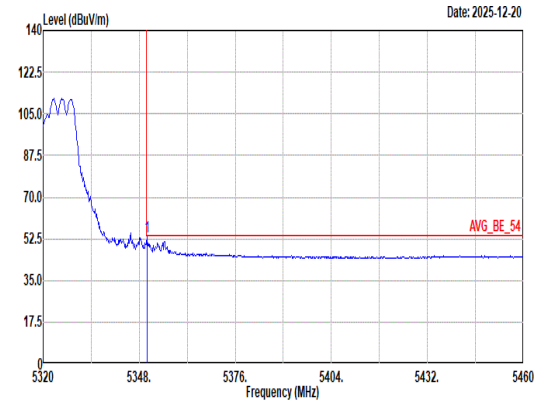 Site : 03CH23-HY Condition: AVG_BE_54 3m DRH18-E_LE2C05A18EN_250702 VERTICAL : RBW:1000.000kHz VBW:2.400kHz SWT:Auto Freq Level Limit Line Margin Read Level Ant Factor Cable Loss Preamp Factor Aux Factor APos TPos Remark MHz dBuV/m dBuV/m dB dBuV dB/m dB dB dB cm deg 1 5350.24 53.30 54.00 -0.70 39.61 32.50 10.93 33.22 3.48 300 148 Average	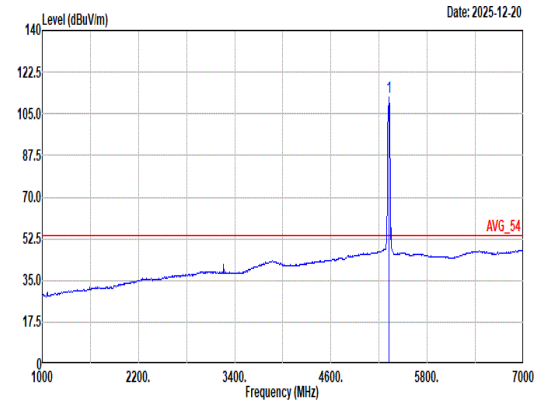 Site : 03CH23-HY Condition: AVG_54 3m DRH18-E_LE2C05A18EN_250702 VERTICAL : RBW:1000.000kHz VBW:2.400kHz SWT:Auto Freq Level Limit Line Margin Read Level Ant Factor Cable Loss Preamp Factor Aux Factor APos TPos Remark MHz dBuV/m dBuV/m dB dBuV dB/m dB dB dB cm deg 1 5320.00 112.22 ------ ------ 98.44 32.55 10.91 33.15 3.47 300 148 Average

Mode	25	
	Band Edge - L	
	U-NII-2A_5.25-5.35_802.11ax HE40_CH54_5270MHz	
ANT	1 + 2	
Pol.	Horizontal	Fundamental
Peak	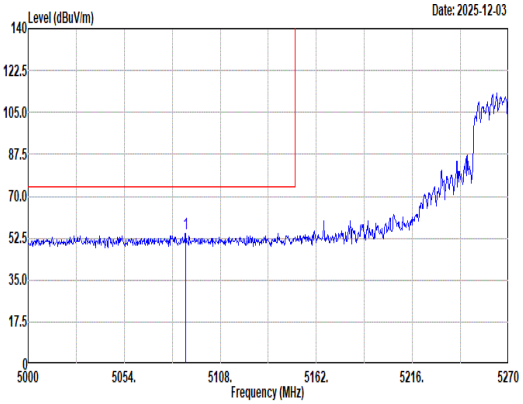 Site : 03CH23-HY Condition: PEAK_BE_74 3m DRH18-E_LE2C05A18EN_250702 HORIZONTAL : RBW:1000.000kHz VBW:3000.000kHz SWT:Auto Freq Level Limit Line Margin Read Level Ant Factor Cable Loss Preamp Factor Aux Factor APos TPos Remark MHz dBuV/m dBuV/m dB dBuV dB/m dB dB dB cm deg 1 5088.56 54.50 74.00 -19.50 39.93 32.90 10.73 32.47 3.41 347 112 Peak	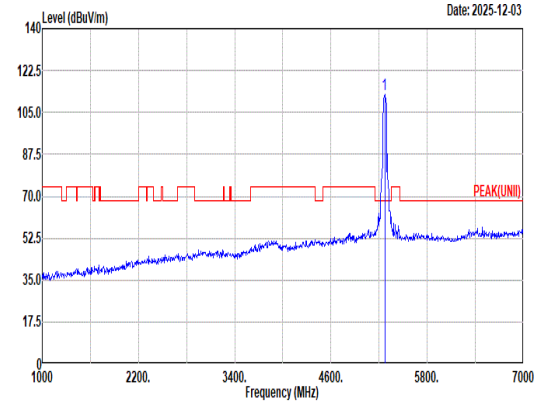 Site : 03CH23-HY Condition: PEAK(UNII) 3m DRH18-E_LE2C05A18EN_250702 HORIZONTAL : RBW:1000.000kHz VBW:3000.000kHz SWT:Auto Freq Level Limit Line Margin Read Level Ant Factor Cable Loss Preamp Factor Aux Factor APos TPos Remark MHz dBuV/m dBuV/m dB dBuV dB/m dB dB dB cm deg 1 5270.00 112.73 ------ ------ 98.75 32.66 10.87 33.00 3.45 347 112 Peak
Avg	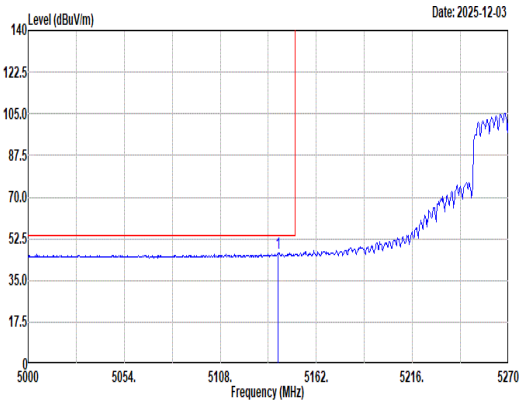 Site : 03CH23-HY Condition: AVG_BE_54 3m DRH18-E_LE2C05A18EN_250702 HORIZONTAL : RBW:1000.000kHz VBW:3.300kHz SWT:Auto Freq Level Limit Line Margin Read Level Ant Factor Cable Loss Preamp Factor Aux Factor APos TPos Remark MHz dBuV/m dBuV/m dB dBuV dB/m dB dB dB cm deg 1 5140.67 46.63 54.00 -7.37 32.16 32.90 10.77 32.62 3.42 347 112 Average	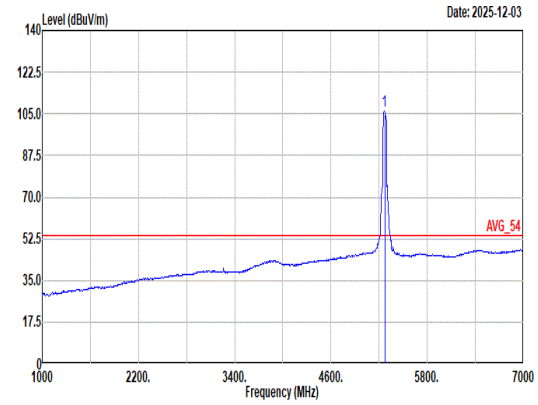 Site : 03CH23-HY Condition: AVG_54 3m DRH18-E_LE2C05A18EN_250702 HORIZONTAL : RBW:1000.000kHz VBW:3.300kHz SWT:Auto Freq Level Limit Line Margin Read Level Ant Factor Cable Loss Preamp Factor Aux Factor APos TPos Remark MHz dBuV/m dBuV/m dB dBuV dB/m dB dB dB cm deg 1 5270.00 106.02 ------ ------ 92.01 32.67 10.87 32.98 3.45 347 112 Average

Mode	25	
	Band Edge - R	
	U-NII-2A_5.25-5.35_802.11ax HE40_CH54_5270MHz	
ANT	1 + 2	
Pol.	Horizontal	Fundamental
Peak	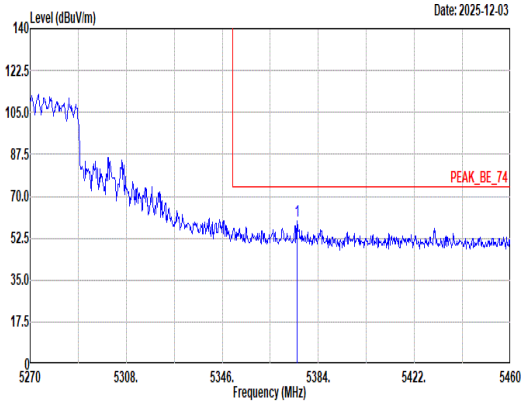 Site : 03CH23-HY Condition: PEAK_BE_74 3m DRH18-E_LE2C05A18EN_250702 HORIZONTAL : RBW:1000.000kHz VBW:3000.000kHz SWT:Auto Limit Read Ant Cable Preamp Aux APos TPos Freq Level Line Margin Level Factor Loss Factor Factor Remark MHz dBuV/m dBuV/m dB dBuV dB/m dB dB dB cm deg 1 5375.45 59.61 74.00 -14.39 45.92 32.55 10.94 33.29 3.49 347 112 Peak	Blank
Avg	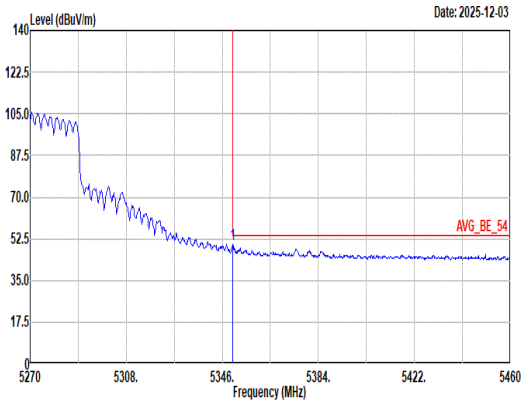 Site : 03CH23-HY Condition: AVG_BE_54 3m DRH18-E_LE2C05A18EN_250702 HORIZONTAL : RBW:1000.000kHz VBW:3.300kHz SWT:Auto Limit Read Ant Cable Preamp Aux APos TPos Freq Level Line Margin Level Factor Loss Factor Factor Remark MHz dBuV/m dBuV/m dB dBuV dB/m dB dB dB cm deg 1 5350.18 50.38 54.00 -3.62 36.69 32.50 10.93 33.22 3.48 347 112 Average	Blank

Mode	25	
	Band Edge - L	
	U-NII-2A_5.25-5.35_802.11ax HE40_CH54_5270MHz	
ANT	1 + 2	
Pol.	Vertical	Fundamental
Peak	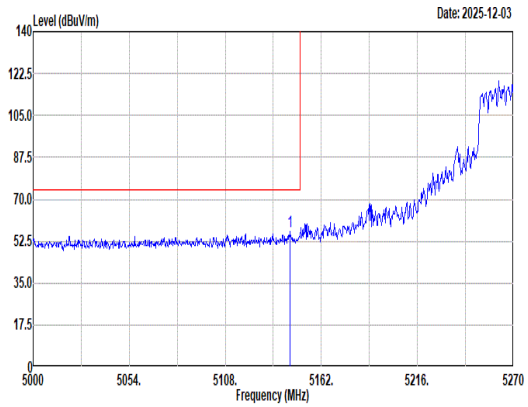 Site : 03CH23-HY Condition: PEAK_BE_74 3m DRH18-E_LE2C05A18EN_250702 VERTICAL : RBW:1000.000kHz VBW:3000.000kHz SWT:Auto Freq Level Limit Line Margin Read Level Ant Factor Cable Loss Preamp Factor Aux Factor APos TPos Remark 1 5144.45 56.43 74.00 -17.57 41.97 32.90 10.77 32.63 3.42 300 149 Peak	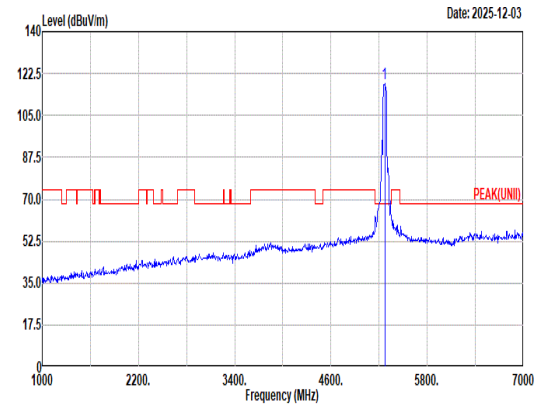 Site : 03CH23-HY Condition: PEAK(UNII) 3m DRH18-E_LE2C05A18EN_250702 VERTICAL : RBW:1000.000kHz VBW:3000.000kHz SWT:Auto Freq Level Limit Line Margin Read Level Ant Factor Cable Loss Preamp Factor Aux Factor APos TPos Remark 1 5270.00 118.51 ------ ------ 104.53 32.66 10.87 33.00 3.45 300 149 Peak
Avg	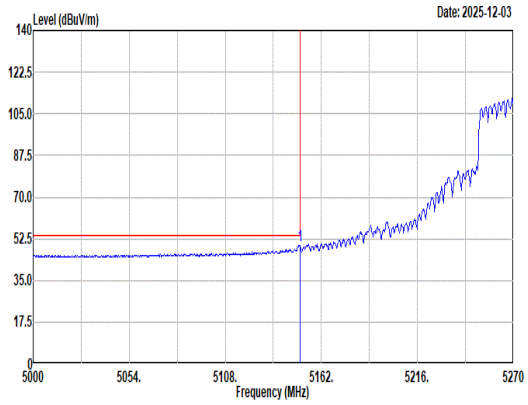 Site : 03CH23-HY Condition: AVG_BE_54 3m DRH18-E_LE2C05A18EN_250702 VERTICAL : RBW:1000.000kHz VBW:3.300kHz SWT:Auto Freq Level Limit Line Margin Read Level Ant Factor Cable Loss Preamp Factor Aux Factor APos TPos Remark 1 5149.85 49.71 54.00 -4.29 35.26 32.90 10.78 32.65 3.42 300 149 Average	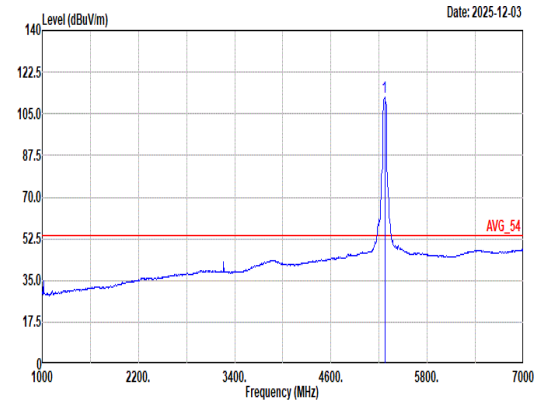 Site : 03CH23-HY Condition: AVG_54 3m DRH18-E_LE2C05A18EN_250702 VERTICAL : RBW:1000.000kHz VBW:3.300kHz SWT:Auto Freq Level Limit Line Margin Read Level Ant Factor Cable Loss Preamp Factor Aux Factor APos TPos Remark 1 5270.00 112.19 ------ ------ 98.21 32.66 10.87 33.00 3.45 300 149 Average

Mode	25	
	Band Edge - R	
	U-NII-2A_5.25-5.35_802.11ax HE40_CH54_5270MHz	
ANT	1 + 2	
Pol.	Vertical	Fundamental
Peak	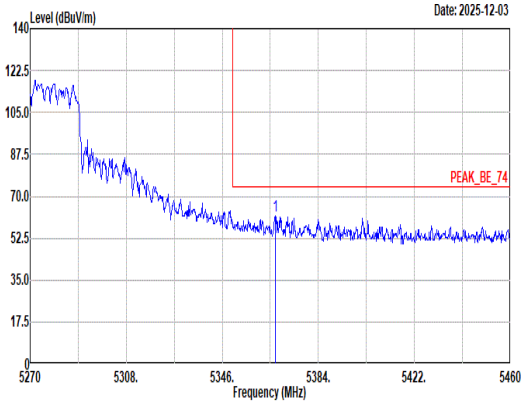 Site : 03CH23-HY Condition: PEAK_BE_74 3m DRH18-E_LE2C05A18EN_250702 VERTICAL : RBW:1000.000kHz VBW:3000.000kHz SWT:Auto Limit Read Ant Cable Preamp Aux APos TPos Freq Level Line Margin Level Factor Loss Factor Factor Remark MHz dBuV/m dBuV/m dB dBuV dB/m dB dB dB cm deg 1 5366.90 61.61 74.00 -12.39 47.92 32.53 10.94 33.27 3.49 300 149 Peak	Blank
Avg	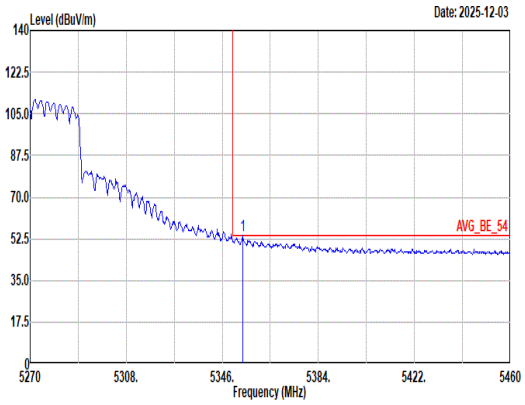 Site : 03CH23-HY Condition: AVG_BE_54 3m DRH18-E_LE2C05A18EN_250702 VERTICAL : RBW:1000.000kHz VBW:3.300kHz SWT:Auto Limit Read Ant Cable Preamp Aux APos TPos Freq Level Line Margin Level Factor Loss Factor Factor Remark MHz dBuV/m dBuV/m dB dBuV dB/m dB dB dB cm deg 1 5353.98 53.70 54.00 -0.30 40.01 32.51 10.93 33.23 3.48 300 149 Average	Blank

Mode	25	
	Harmonic	
	U-NII-2A_5.25-5.35_802.11ax HE40_CH54_5270MHz	
ANT	1 + 2	
Pol.	Horizontal	Vertical
Peak Avg	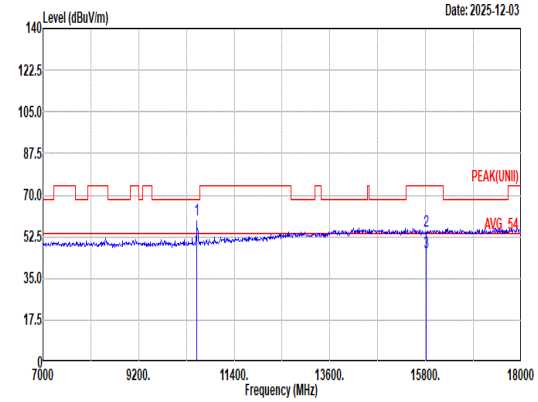 Site : 03CH23-HY Condition: PEAK(UNII) 3m DRH18-E_LE2C05A18EN_250702 HORIZONTAL Freq Level Limit Line Margin Read Level Ant Factor Cable Loss Preamp Factor Aux Factor APos TPos Remark MHz dBuV/m dBuV/m dB dBuV dB/m dB dB dB cm deg 1 10540.00 59.89 68.20 -8.31 43.90 37.66 15.33 39.16 2.16 291 149 Peak 2 15810.00 55.16 74.00 -18.84 37.65 41.10 18.93 45.01 2.49 -- -- Peak 3 15810.00 46.16 54.00 -7.84 28.65 41.10 18.93 45.01 2.49 -- -- Average	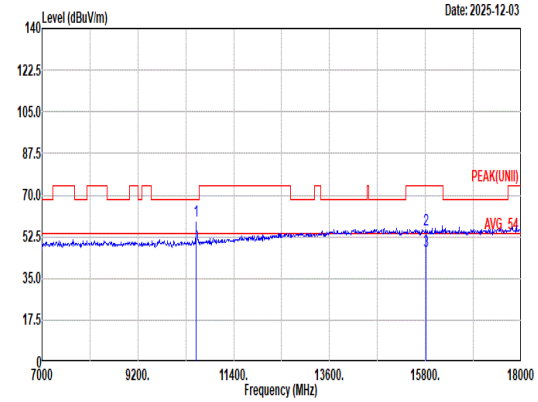 Site : 03CH23-HY Condition: PEAK(UNII) 3m DRH18-E_LE2C05A18EN_250702 VERTICAL Freq Level Limit Line Margin Read Level Ant Factor Cable Loss Preamp Factor Aux Factor APos TPos Remark MHz dBuV/m dBuV/m dB dBuV dB/m dB dB dB cm deg 1 10540.00 59.32 68.20 -8.88 43.33 37.66 15.33 39.16 2.16 316 207 Peak 2 15810.00 55.26 74.00 -18.74 37.75 41.10 18.93 45.01 2.49 -- -- Peak 3 15810.00 46.72 54.00 -7.28 29.21 41.10 18.93 45.01 2.49 -- -- Average

Mode	25	
	Harmonic	
	U-NII-2A_5.25-5.35_802.11ax HE40_CH54_5270MHz	
ANT	1 + 2	
Pol.	Horizontal	Vertical
10.6G ~18G Avg	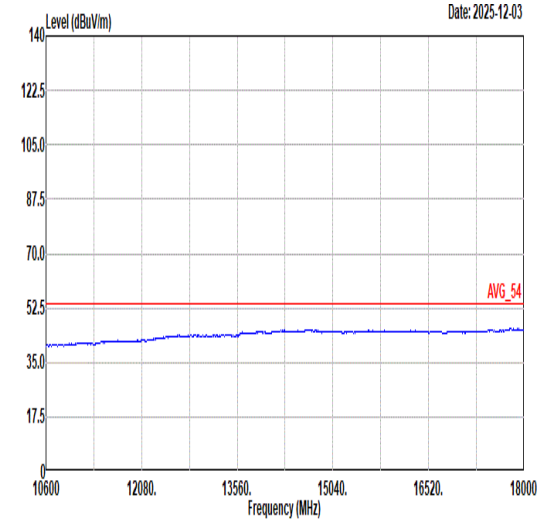 Site : 03CH23-HY Condition: AVG_54 3m DRH18-E_LE2C05A18EN_250702 HORIZONTAL	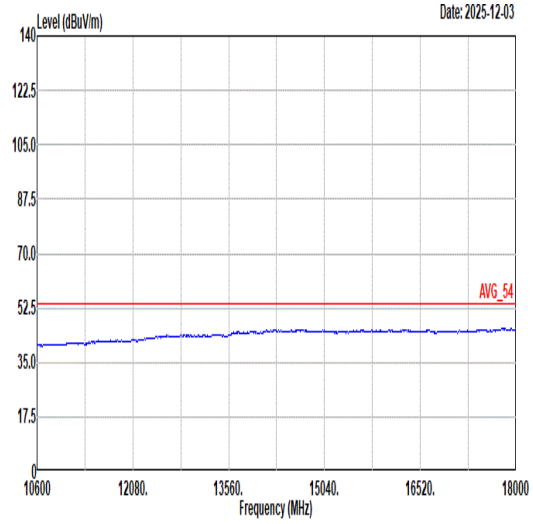 Site : 03CH23-HY Condition: AVG_54 3m DRH18-E_LE2C05A18EN_250702 VERTICAL

Mode	26	
	Band Edge - L	
	U-NII-2A_5.25-5.35_802.11ax HE40_CH62_5310MHz	
ANT	1 + 2	
Pol.	Horizontal	Fundamental
Peak	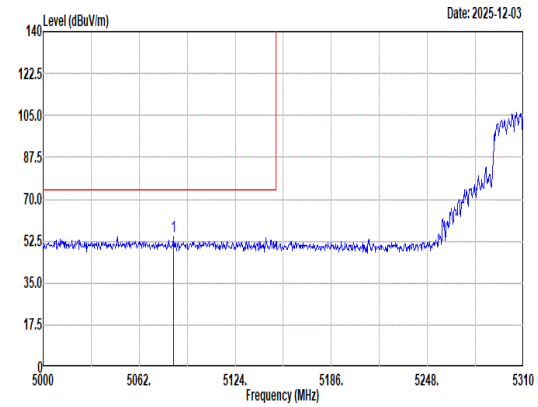 Site : 03CH23-HY Condition: PEAK_BE_74 3m DRH18-E_LE2C05A18EN_250702 HORIZONTAL : RBW:1000.000kHz VBW:3000.000kHz SWT:Auto Freq Level Limit Line Margin Read Level Ant Factor Cable Loss Preamp Factor Aux Factor APos TPos Remark MHz dBuV/m dBuV/m dB dBuV dB/m dB dB dB cm deg 1 5084.32 54.24 74.00 -19.76 39.67 32.90 10.72 32.46 3.41 357 116 Peak	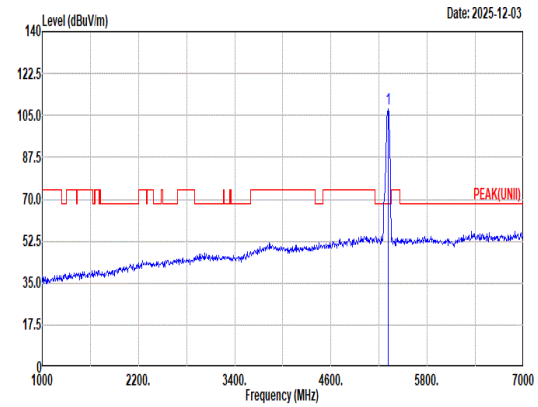 Site : 03CH23-HY Condition: PEAK(UNII) 3m DRH18-E_LE2C05A18EN_250702 HORIZONTAL : RBW:1000.000kHz VBW:3000.000kHz SWT:Auto Freq Level Limit Line Margin Read Level Ant Factor Cable Loss Preamp Factor Aux Factor APos TPos Remark MHz dBuV/m dBuV/m dB dBuV dB/m dB dB dB cm deg 1 5310.00 107.77 ------ ------ 93.95 32.57 10.90 33.12 3.47 357 116 Peak
Avg	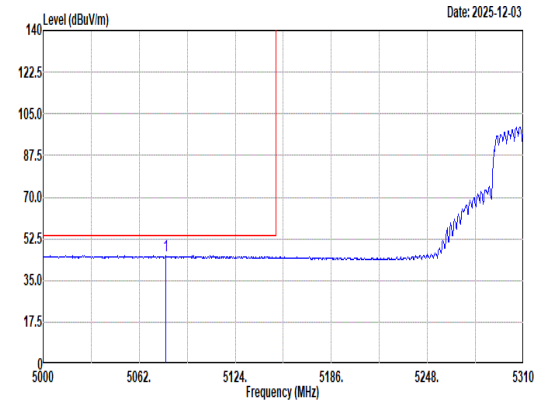 Site : 03CH23-HY Condition: AVG_BE_54 3m DRH18-E_LE2C05A18EN_250702 HORIZONTAL : RBW:1000.000kHz VBW:3.300kHz SWT:Auto Freq Level Limit Line Margin Read Level Ant Factor Cable Loss Preamp Factor Aux Factor APos TPos Remark MHz dBuV/m dBuV/m dB dBuV dB/m dB dB dB cm deg 1 5079.36 45.46 54.00 -8.54 30.88 32.90 10.72 32.45 3.41 357 116 Average	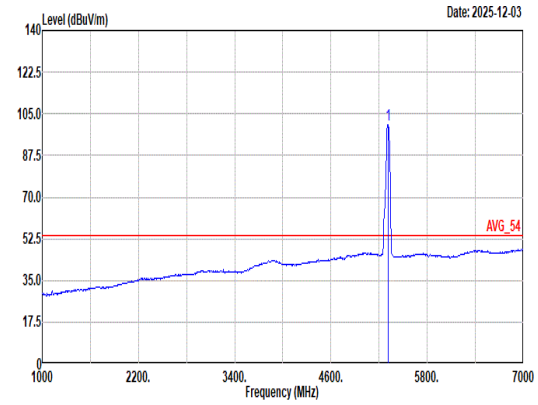 Site : 03CH23-HY Condition: AVG_54 3m DRH18-E_LE2C05A18EN_250702 HORIZONTAL : RBW:1000.000kHz VBW:3.300kHz SWT:Auto Freq Level Limit Line Margin Read Level Ant Factor Cable Loss Preamp Factor Aux Factor APos TPos Remark MHz dBuV/m dBuV/m dB dBuV dB/m dB dB dB cm deg 1 5310.00 100.62 ------ ------ 86.78 32.58 10.90 33.10 3.46 357 116 Average

Mode	26	
	Band Edge - R	
	U-NII-2A_5.25-5.35_802.11ax HE40_CH62_5310MHz	
ANT	1 + 2	
Pol.	Horizontal	Fundamental
Peak	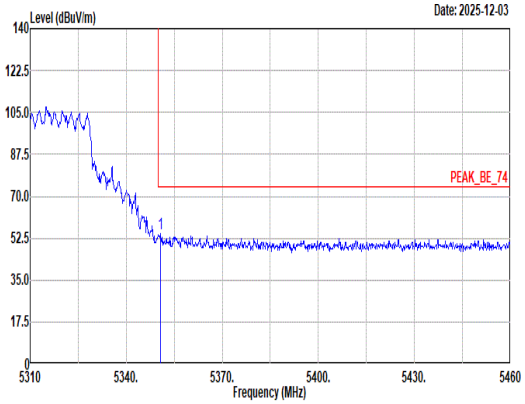 Site : 03CH23-HY Condition: PEAK_BE_74 3m DRH18-E_LE2C05A18EN_250702 HORIZONTAL : RBW:1000.000kHz VBW:3000.000kHz SWT:Auto Freq Level Limit Line Margin Read Level Ant Factor Cable Loss Preamp Factor Aux Factor APos TPos Remark MHz dBuV/m dBuV/m dB dBuV dB/m dB dB dB cm deg 1 5350.65 54.20 74.00 -19.80 40.51 32.50 10.93 33.22 3.48 357 116 Peak	Blank
Avg	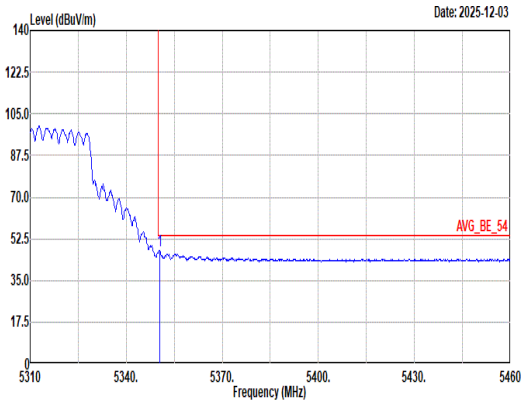 Site : 03CH23-HY Condition: AVG_BE_54 3m DRH18-E_LE2C05A18EN_250702 HORIZONTAL : RBW:1000.000kHz VBW:3.300kHz SWT:Auto Freq Level Limit Line Margin Read Level Ant Factor Cable Loss Preamp Factor Aux Factor APos TPos Remark MHz dBuV/m dBuV/m dB dBuV dB/m dB dB dB cm deg 1 5350.50 47.53 54.00 -6.47 33.84 32.50 10.93 33.22 3.48 357 116 Average	Blank

Mode	26	
	Band Edge - L	
	U-NII-2A_5.25-5.35_802.11ax HE40_CH62_5310MHz	
ANT	1 + 2	
Pol.	Vertical	Fundamental
Peak	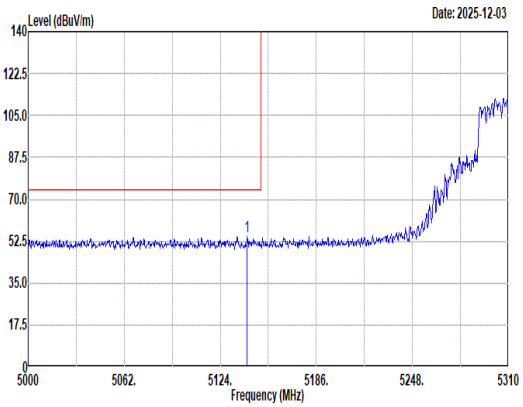 Site : 03CH23-HY Condition: PEAK_BE_74 3m DRH18-E_LE2C05A18EN_250702 VERTICAL : RBW:1000.000kHz VBW:3000.000kHz SWT:Auto 1 5141.36 54.43 74.00 -19.57 39.96 32.90 10.77 32.62 3.42 312 153 Peak	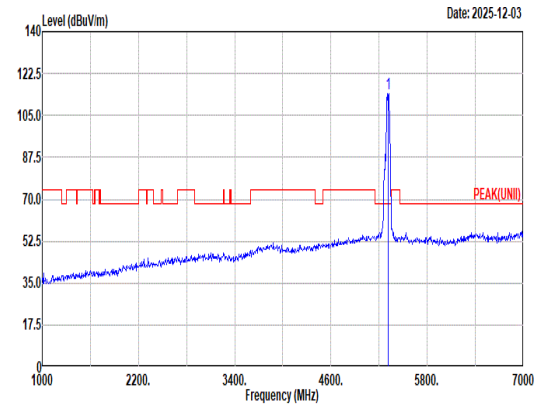 Site : 03CH23-HY Condition: PEAK(UNII) 3m DRH18-E_LE2C05A18EN_250702 VERTICAL : RBW:1000.000kHz VBW:3000.000kHz SWT:Auto 1 5310.00 114.21 ------ ------ 100.37 32.58 10.90 33.10 3.46 312 153 Peak
Avg	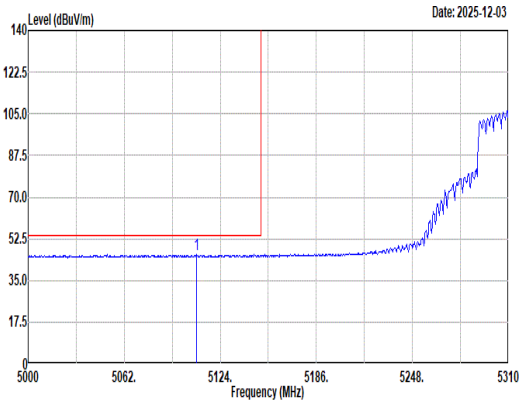 Site : 03CH23-HY Condition: AVG_BE_54 3m DRH18-E_LE2C05A18EN_250702 VERTICAL : RBW:1000.000kHz VBW:3.300kHz SWT:Auto 1 5108.81 45.89 54.00 -8.11 31.36 32.90 10.74 32.53 3.42 312 153 Average	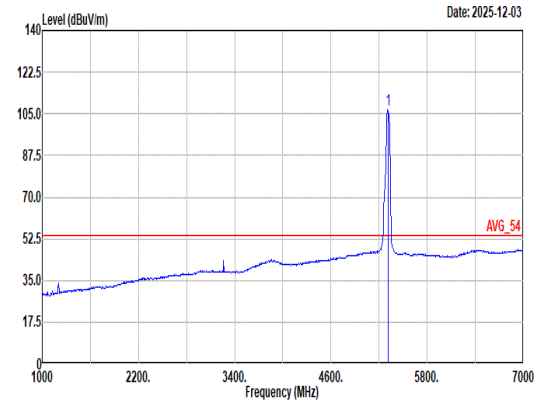 Site : 03CH23-HY Condition: AVG_54 3m DRH18-E_LE2C05A18EN_250702 VERTICAL : RBW:1000.000kHz VBW:3.300kHz SWT:Auto 1 5310.00 106.77 ------ ------ 92.93 32.58 10.90 33.10 3.46 312 153 Average

Mode	26	
	Band Edge - R	
	U-NII-2A_5.25-5.35_802.11ax HE40_CH62_5310MHz	
ANT	1 + 2	
Pol.	Vertical	Fundamental
Peak	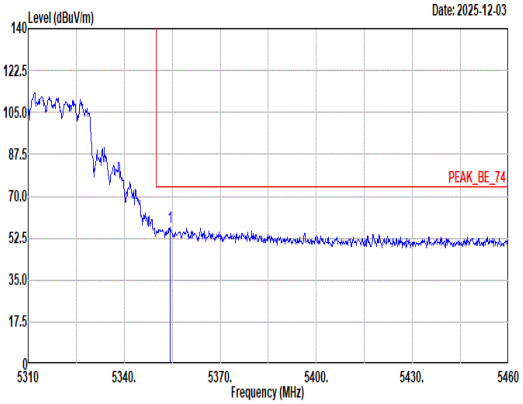 Site : 03CH23-HY Condition: PEAK_BE_74 3m DRH18-E_LE2C05A18EN_250702 VERTICAL : RBW:1000.000kHz VBW:3000.000kHz SWT:Auto Freq Level Limit Line Margin Read Level Ant Factor Cable Loss Preamp Factor Aux Factor APos TPos Remark MHz dBuV/m dBuV/m dB dBuV dB/m dB dB dB cm deg 1 5354.25 56.87 74.00 -17.13 43.18 32.51 10.93 33.23 3.48 312 153 Peak	Blank
Avg	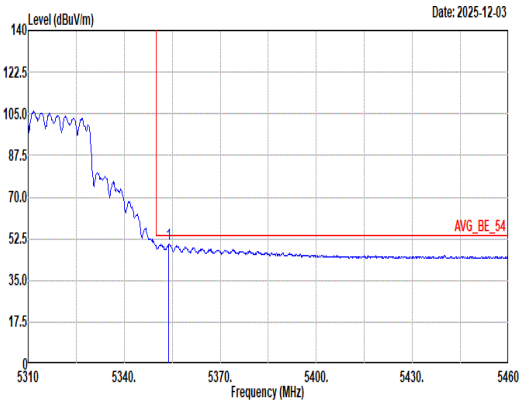 Site : 03CH23-HY Condition: AVG_BE_54 3m DRH18-E_LE2C05A18EN_250702 VERTICAL : RBW:1000.000kHz VBW:3.300kHz SWT:Auto Freq Level Limit Line Margin Read Level Ant Factor Cable Loss Preamp Factor Aux Factor APos TPos Remark MHz dBuV/m dBuV/m dB dBuV dB/m dB dB dB cm deg 1 5353.95 50.17 54.00 -3.83 36.48 32.51 10.93 33.23 3.48 312 153 Average	Blank

Mode	26	
	Harmonic	
	U-NII-2A_5.25-5.35_802.11ax HE40_CH62_5310MHz	
ANT	1 + 2	
Pol.	Horizontal	Vertical
Peak Avg	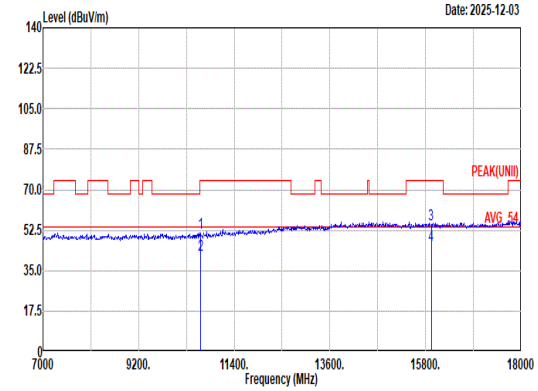 Site : 03CH23-HY Condition: PEAK(UNII) 3m DRH18-E_LE2C05A18EN_250702 HORIZONTAL Freq Level Limit Line Margin Read Level Ant Factor Cable Loss Preamp Factor Aux Factor APos TPos Remark 1 10620.00 51.40 74.00 -22.60 35.30 37.80 15.38 39.25 2.17 -- -- Peak 2 10620.00 41.95 54.00 -12.05 25.85 37.80 15.38 39.25 2.17 -- -- Average 3 15930.00 55.18 74.00 -18.82 37.74 41.08 19.02 45.16 2.50 -- -- Peak 4 15930.00 46.04 54.00 -7.96 28.60 41.08 19.02 45.16 2.50 -- -- Average	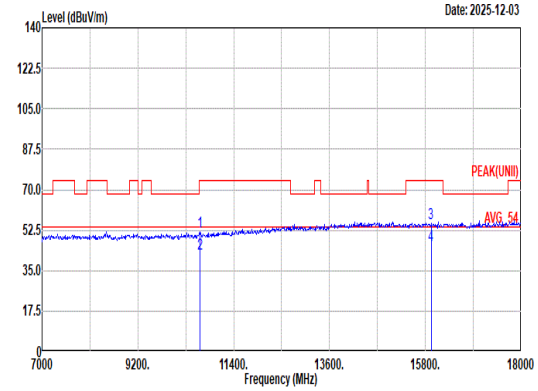 Site : 03CH23-HY Condition: PEAK(UNII) 3m DRH18-E_LE2C05A18EN_250702 VERTICAL Freq Level Limit Line Margin Read Level Ant Factor Cable Loss Preamp Factor Aux Factor APos TPos Remark 1 10620.00 51.86 74.00 -22.14 35.76 37.80 15.38 39.25 2.17 -- -- Peak 2 10620.00 42.26 54.00 -11.74 26.16 37.80 15.38 39.25 2.17 -- -- Average 3 15930.00 55.47 74.00 -18.53 38.03 41.08 19.02 45.16 2.50 -- -- Peak 4 15930.00 46.09 54.00 -7.91 28.65 41.08 19.02 45.16 2.50 -- -- Average

Mode	26	
	Harmonic	
	U-NII-2A_5.25-5.35_802.11ax HE40_CH62_5310MHz	
ANT	1 + 2	
Pol.	Horizontal	Vertical
10.6G ~18G Avg	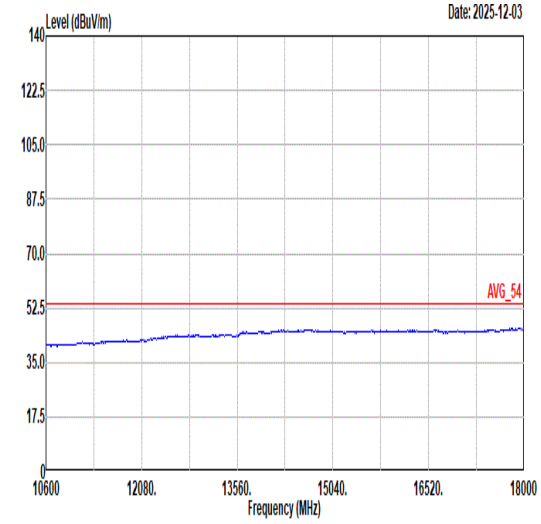 Site : 03CH23-HY Condition: AVG_54 3m DRH18-E_LE2C05A18EN_250702 HORIZONTAL	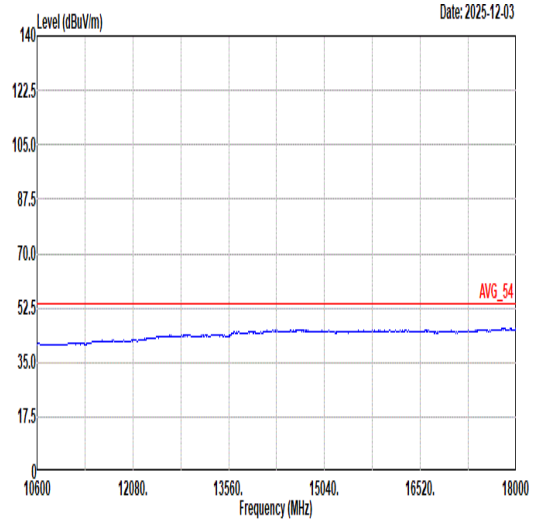 Site : 03CH23-HY Condition: AVG_54 3m DRH18-E_LE2C05A18EN_250702 VERTICAL

Mode	27	
	Band Edge - L	
	U-NII-2A_5.25-5.35_802.11ax HE80_CH58_5290MHz	
ANT	1 + 2	
Pol.	Horizontal	Fundamental
Peak	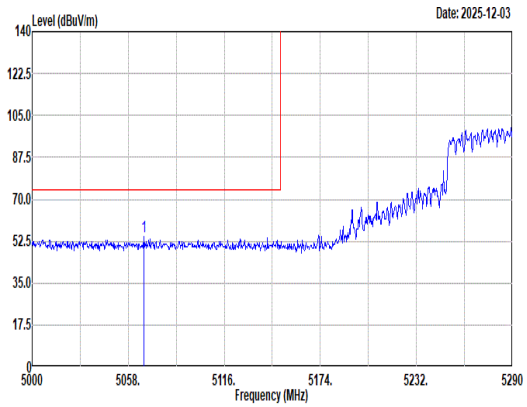 Site : 03CH23-HY Condition: PEAK_BE_74 3m DRH18-E_LE2C05A18EN_250702 HORIZONTAL : RBW:1000.000kHz VBW:3000.000kHz SWT:Auto Freq Level Limit Line Margin Read Level Ant Factor Cable Loss Preamp Factor Aux Factor APos TPos Remark MHz dBuV/m dBuV/m dB dBuV dB/m dB dB dB cm deg 1 5067.57 54.20 74.00 -19.80 39.59 32.90 10.71 32.41 3.41 355 111 Peak	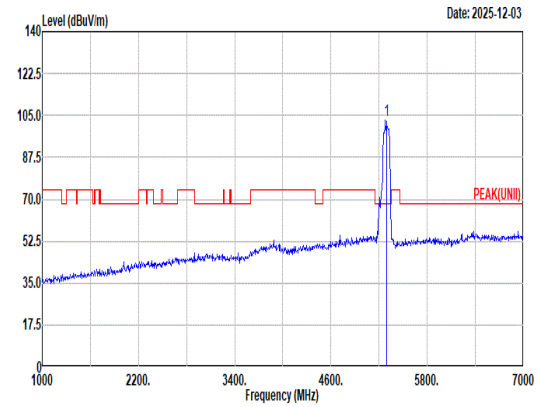 Site : 03CH23-HY Condition: PEAK(UNII) 3m DRH18-E_LE2C05A18EN_250702 HORIZONTAL : RBW:1000.000kHz VBW:3000.000kHz SWT:Auto Freq Level Limit Line Margin Read Level Ant Factor Cable Loss Preamp Factor Aux Factor APos TPos Remark MHz dBuV/m dBuV/m dB dBuV dB/m dB dB dB cm deg 1 5290.00 102.86 ------ ------ 88.92 32.64 10.87 33.02 3.45 355 111 Peak
Avg	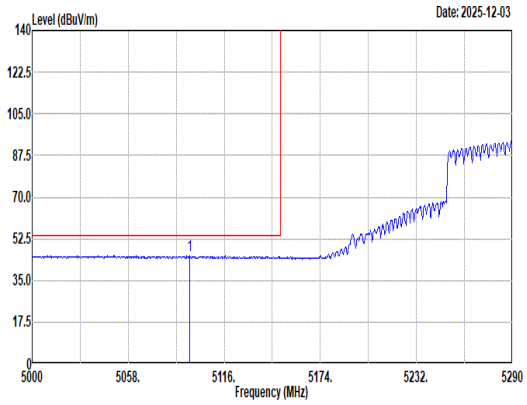 Site : 03CH23-HY Condition: AVG_BE_54 3m DRH18-E_LE2C05A18EN_250702 HORIZONTAL : RBW:1000.000kHz VBW:3.600kHz SWT:Auto Freq Level Limit Line Margin Read Level Ant Factor Cable Loss Preamp Factor Aux Factor APos TPos Remark MHz dBuV/m dBuV/m dB dBuV dB/m dB dB dB cm deg 1 5095.12 45.50 54.00 -8.50 30.95 32.90 10.73 32.49 3.41 355 111 Average	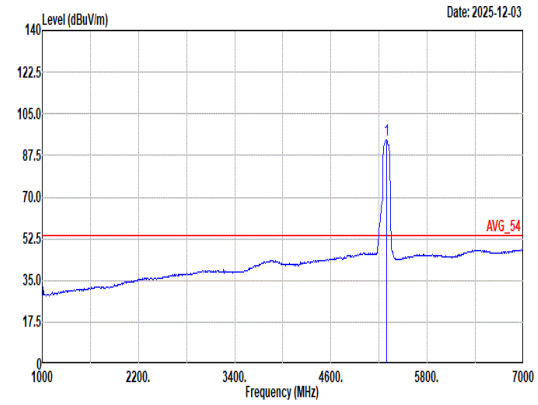 Site : 03CH23-HY Condition: AVG_54 3m DRH18-E_LE2C05A18EN_250702 HORIZONTAL : RBW:1000.000kHz VBW:3.600kHz SWT:Auto Freq Level Limit Line Margin Read Level Ant Factor Cable Loss Preamp Factor Aux Factor APos TPos Remark MHz dBuV/m dBuV/m dB dBuV dB/m dB dB dB cm deg 1 5290.00 94.20 ------ ------ 80.29 32.62 10.88 33.05 3.46 355 111 Average

Mode	27	
	Band Edge - R	
	U-NII-2A_5.25-5.35_802.11ax HE80_CH58_5290MHz	
ANT	1 + 2	
Pol.	Horizontal	Fundamental
Peak	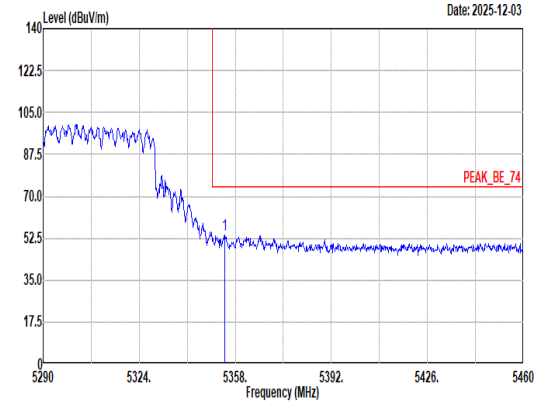 Site : 03CH23-HY Condition: PEAK_BE_74 3m DRH18-E_LE2C05A18EN_250702 HORIZONTAL : RBW:1000.000kHz VBW:3000.000kHz SWT:Auto Freq Level Limit Line Margin Read Level Ant Factor Cable Loss Preamp Factor Aux Factor APos TPos Remark MHz dBuV/m dBuV/m dB dBuV dB/m dB dB dB cm deg 1 5354.26 53.73 74.00 -20.27 40.04 32.51 10.93 33.23 3.48 355 111 Peak	Blank
Avg	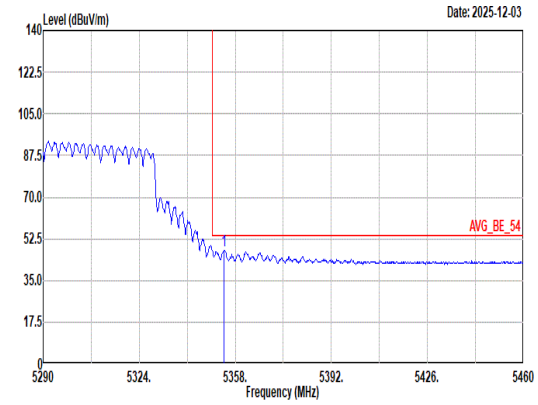 Site : 03CH23-HY Condition: AVG_BE_54 3m DRH18-E_LE2C05A18EN_250702 HORIZONTAL : RBW:1000.000kHz VBW:3.600kHz SWT:Auto Freq Level Limit Line Margin Read Level Ant Factor Cable Loss Preamp Factor Aux Factor APos TPos Remark MHz dBuV/m dBuV/m dB dBuV dB/m dB dB dB cm deg 1 5353.92 47.59 54.00 -6.41 33.90 32.51 10.93 33.23 3.48 355 111 Average	Blank

Mode	27	
	Band Edge - L	
	U-NII-2A_5.25-5.35_802.11ax HE80_CH58_5290MHz	
ANT	1 + 2	
Pol.	Vertical	Fundamental
Peak	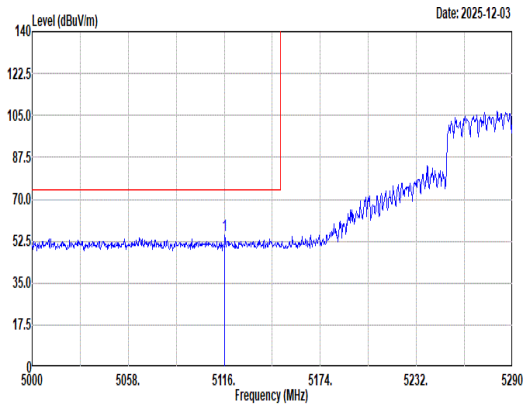 Site : 03CH23-HY Condition: PEAK_BE_74 3m DRH18-E_LE2C05A18EN_250702 VERTICAL : RBW:1000.000kHz VBW:3000.000kHz SWT:Auto Freq Level Limit Line Margin Read Level Ant Factor Cable Loss Preamp Factor Aux Factor APos TPos Remark 1 5116.29 54.71 74.00 -19.29 40.19 32.90 10.75 32.55 3.42 300 147 Peak	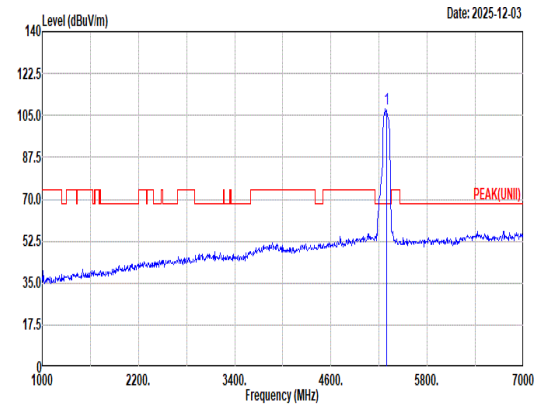 Site : 03CH23-HY Condition: PEAK(UNII) 3m DRH18-E_LE2C05A18EN_250702 VERTICAL : RBW:1000.000kHz VBW:3000.000kHz SWT:Auto Freq Level Limit Line Margin Read Level Ant Factor Cable Loss Preamp Factor Aux Factor APos TPos Remark 1 5290.00 107.91 ------ ------ 93.97 32.64 10.87 33.02 3.45 300 147 Peak
Avg	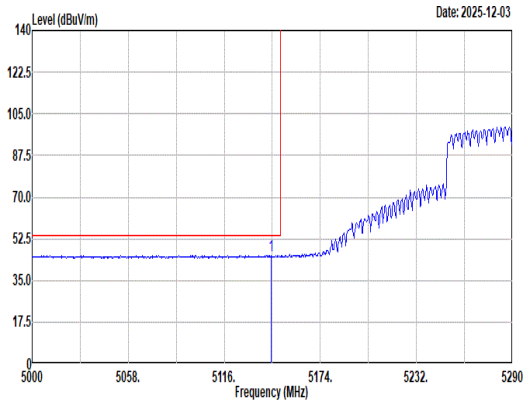 Site : 03CH23-HY Condition: AVG_BE_54 3m DRH18-E_LE2C05A18EN_250702 VERTICAL : RBW:1000.000kHz VBW:3.600kHz SWT:Auto Freq Level Limit Line Margin Read Level Ant Factor Cable Loss Preamp Factor Aux Factor APos TPos Remark 1 5144.13 45.60 54.00 -8.40 31.14 32.90 10.77 32.63 3.42 300 147 Average	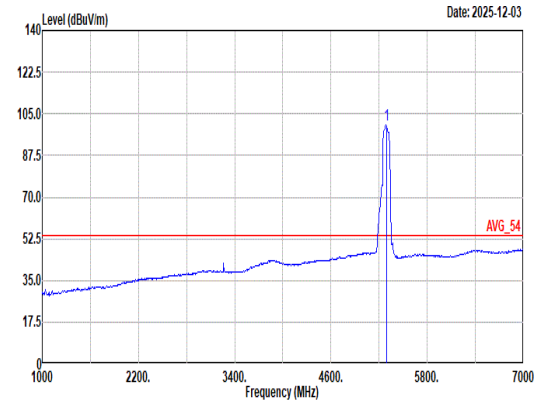 Site : 03CH23-HY Condition: AVG_54 3m DRH18-E_LE2C05A18EN_250702 VERTICAL : RBW:1000.000kHz VBW:3.600kHz SWT:Auto Freq Level Limit Line Margin Read Level Ant Factor Cable Loss Preamp Factor Aux Factor APos TPos Remark 1 5290.00 100.13 ------ ------ 86.20 32.63 10.88 33.03 3.45 300 147 Average

Mode	27	
	Band Edge - R	
	U-NII-2A_5.25-5.35_802.11ax HE80_CH58_5290MHz	
ANT	1 + 2	
Pol.	Vertical	Fundamental
Peak	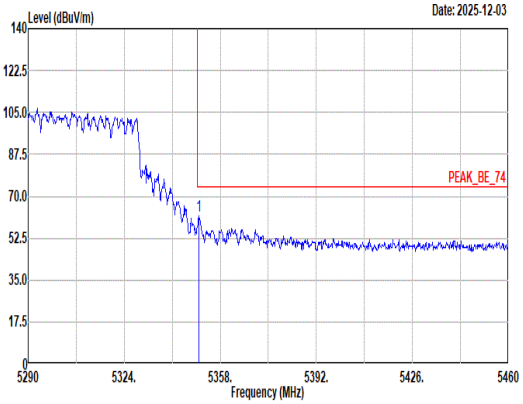 Site : 03CH23-HY Condition: PEAK_BE_74 3m DRH18-E_LE2C05A18EN_250702 VERTICAL : RBW:1000.000kHz VBW:3000.000kHz SWT:Auto Freq Level Limit Line Margin Read Level Ant Factor Cable Loss Preamp Factor Aux Factor APos TPos Remark MHz dBuV/m dBuV/m dB dBuV dB/m dB dB dB cm deg 1 5350.52 61.89 74.00 -12.11 48.20 32.50 10.93 33.22 3.48 300 147 Peak	Blank
Avg	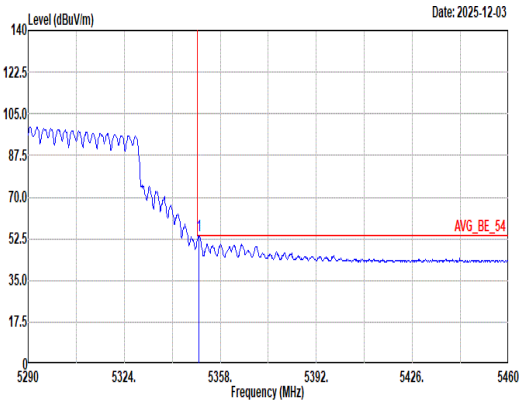 Site : 03CH23-HY Condition: AVG_BE_54 3m DRH18-E_LE2C05A18EN_250702 VERTICAL : RBW:1000.000kHz VBW:3.600kHz SWT:Auto Freq Level Limit Line Margin Read Level Ant Factor Cable Loss Preamp Factor Aux Factor APos TPos Remark MHz dBuV/m dBuV/m dB dBuV dB/m dB dB dB cm deg 1 5350.52 53.64 54.00 -0.36 39.95 32.50 10.93 33.22 3.48 300 147 Average	Blank

Mode	27	
	Harmonic	
	U-NII-2A_5.25-5.35_802.11ax HE80_CH58_5290MHz	
ANT	1 + 2	
Pol.	Horizontal	Vertical
Peak Avg	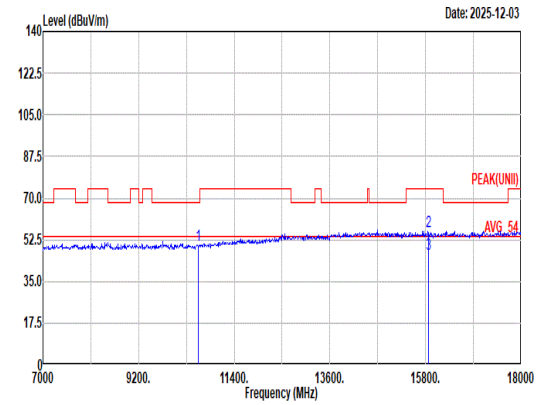 Site : 03CH23-HY Condition: PEAK(UNII) 3m DRH18-E_LE2C05A18EN_250702 HORIZONTAL Freq Level Limit Line Margin Read Level Ant Factor Cable Loss Preamp Factor Aux Factor APos TPos Remark MHz dBuV/m dBuV/m dB dBuV dB/m dB dB dB cm deg 1 10580.00 50.17 68.20 -18.03 34.11 37.76 15.35 39.21 2.16 -- -- Peak 2 15870.00 56.22 74.00 -17.78 38.68 41.14 18.98 45.08 2.50 -- -- Peak 3 15870.00 46.36 54.00 -7.64 28.82 41.14 18.98 45.08 2.50 -- -- Average	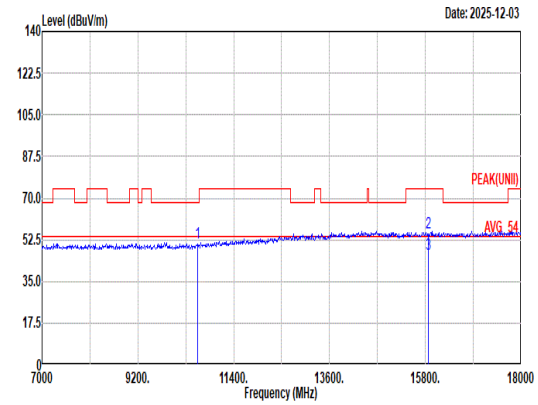 Site : 03CH23-HY Condition: PEAK(UNII) 3m DRH18-E_LE2C05A18EN_250702 VERTICAL Freq Level Limit Line Margin Read Level Ant Factor Cable Loss Preamp Factor Aux Factor APos TPos Remark MHz dBuV/m dBuV/m dB dBuV dB/m dB dB dB cm deg 1 10580.00 51.10 68.20 -17.10 35.04 37.76 15.35 39.21 2.16 -- -- Peak 2 15870.00 55.43 74.00 -18.57 37.89 41.14 18.98 45.08 2.50 -- -- Peak 3 15870.00 46.53 54.00 -7.47 28.99 41.14 18.98 45.08 2.50 -- -- Average

Mode	27	
	Harmonic	
	U-NII-2A_5.25-5.35_802.11ax HE80_CH58_5290MHz	
ANT	1 + 2	
Pol.	Horizontal	Vertical
10.6G ~18G Avg	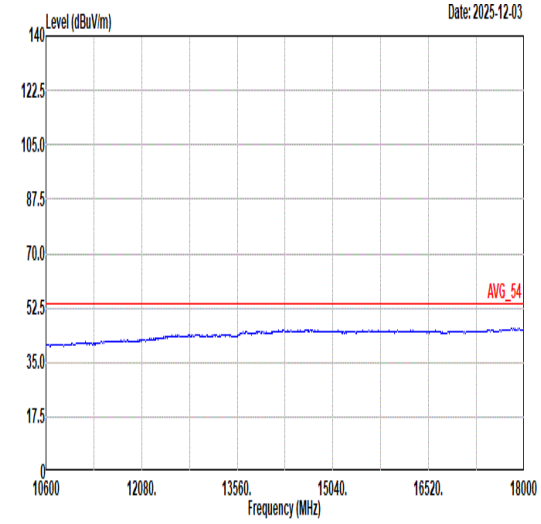 Site : 03CH23-HY Condition: AVG_54 3m DRH18-E_LE2C05A18EN_250702 HORIZONTAL	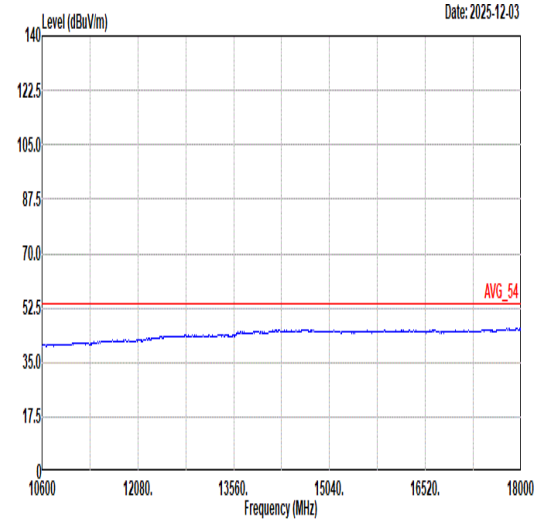 Site : 03CH23-HY Condition: AVG_54 3m DRH18-E_LE2C05A18EN_250702 VERTICAL

Mode	28	
	Band Edge	
	U-NII-2C_5.47-5.725_802.11ax HE20_CH100_5500MHz	
ANT	1 + 2	
Pol.	Horizontal	Fundamental
Peak	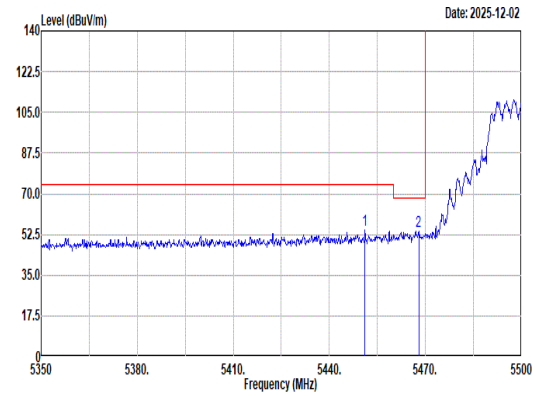 Site : 03CH23-HY Condition: PEAK_BE(UNII)_B3 3m DRH18-E_LE2C05A18EN_250702 HORIZONTAL : RBW:1000.000kHz VBW:3000.000kHz SWT:Auto Freq Level Limit Line Margin Read Level Ant Factor Cable Loss Preamp Factor Aux Factor APos TPos Remark MHz dBuV/m dBuV/m dB dBuV dB/m dB dB dB cm deg 1 5451.10 54.30 74.00 -19.70 40.57 32.70 11.03 33.51 3.51 400 118 Peak 2 5467.90 53.82 68.20 -14.38 40.07 32.74 11.05 33.56 3.52 400 118 Peak	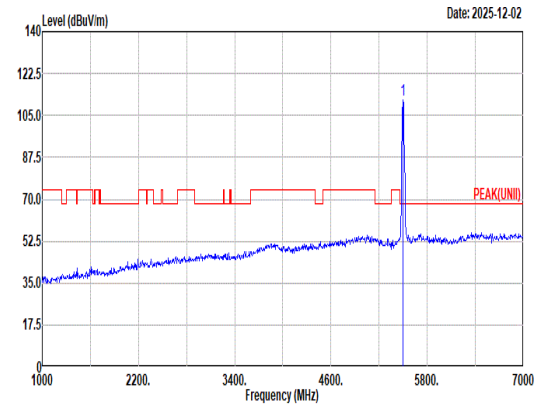 Site : 03CH23-HY Condition: PEAK(UNII) 3m DRH18-E_LE2C05A18EN_250702 HORIZONTAL : RBW:1000.000kHz VBW:3000.000kHz SWT:Auto Freq Level Limit Line Margin Read Level Ant Factor Cable Loss Preamp Factor Aux Factor APos TPos Remark MHz dBuV/m dBuV/m dB dBuV dB/m dB dB dB cm deg 1 5500.00 111.32 ------ ------ 97.54 32.80 11.10 33.65 3.53 400 118 Peak
Avg	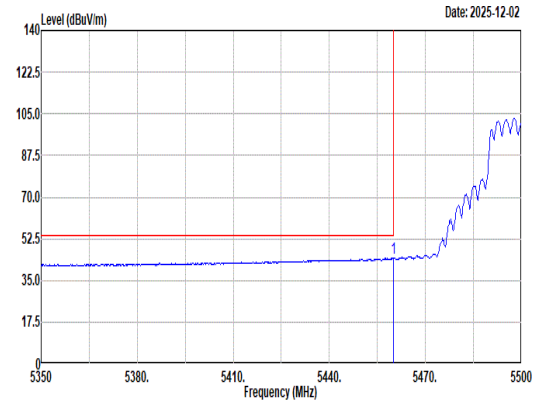 Site : 03CH23-HY Condition: AVG_BE(UNII)_B3 3m DRH18-E_LE2C05A18EN_250702 HORIZONTAL : RBW:1000.000kHz VBW:1.000kHz SWT:Auto Freq Level Limit Line Margin Read Level Ant Factor Cable Loss Preamp Factor Aux Factor APos TPos Remark MHz dBuV/m dBuV/m dB dBuV dB/m dB dB dB cm deg 1 5459.95 44.39 54.00 -9.61 30.66 32.72 11.04 33.54 3.51 400 118 Average	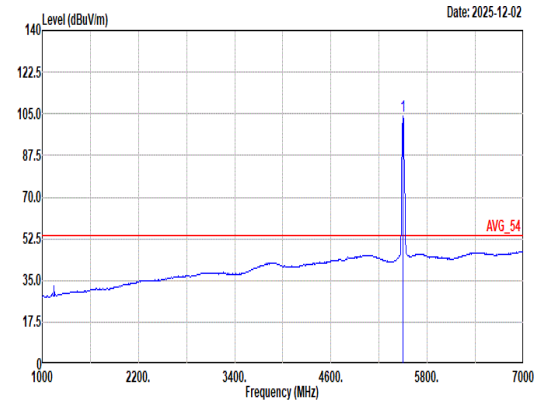 Site : 03CH23-HY Condition: AVG_54 3m DRH18-E_LE2C05A18EN_250702 HORIZONTAL : RBW:1000.000kHz VBW:1.000kHz SWT:Auto Freq Level Limit Line Margin Read Level Ant Factor Cable Loss Preamp Factor Aux Factor APos TPos Remark MHz dBuV/m dBuV/m dB dBuV dB/m dB dB dB cm deg 1 5500.00 103.84 ------ ------ 90.06 32.80 11.10 33.65 3.53 400 118 Average

Mode	28	
	Band Edge	
	U-NII-2C_5.47-5.725_802.11ax HE20_CH100_5500MHz	
ANT	1 + 2	
Pol.	Vertical	Fundamental
Peak	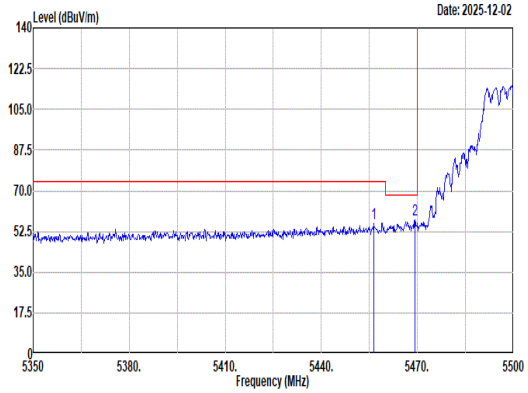 Site : 03CH23-HY Condition: PEAK_BE(UNII)_B3 3m DRH18-E_LE2C05A18EN_250702 VERTICAL : RBW:1000.000kHz VBW:3000.000kHz SWT:Auto Freq Level Limit Line Margin Read Level Ant Factor Cable Loss Preamp Factor Aux Factor APos TPos Remark MHz dBuV/m dBuV/m dB dBuV dB/m dB dB dB cm deg 1 5456.35 56.10 74.00 -17.90 42.37 32.71 11.04 33.53 3.51 309 148 Peak 2 5469.25 57.33 68.20 -10.87 43.58 32.74 11.05 33.56 3.52 309 148 Peak	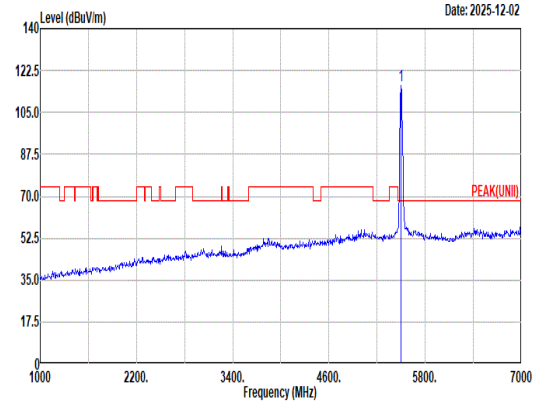 Site : 03CH23-HY Condition: PEAK(UNII) 3m DRH18-E_LE2C05A18EN_250702 VERTICAL : RBW:1000.000kHz VBW:3000.000kHz SWT:Auto Freq Level Limit Line Margin Read Level Ant Factor Cable Loss Preamp Factor Aux Factor APos TPos Remark MHz dBuV/m dBuV/m dB dBuV dB/m dB dB dB cm deg 1 5500.00 116.13 ------ ------ 102.36 32.79 11.09 33.63 3.52 309 148 Peak
Avg	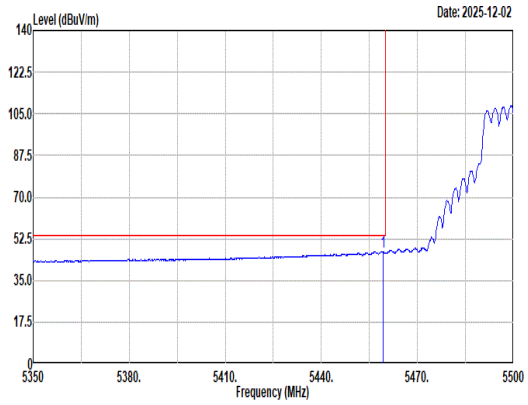 Site : 03CH23-HY Condition: AVG_BE(UNII)_B3 3m DRH18-E_LE2C05A18EN_250702 VERTICAL : RBW:1000.000kHz VBW:1.000kHz SWT:Auto Freq Level Limit Line Margin Read Level Ant Factor Cable Loss Preamp Factor Aux Factor APos TPos Remark MHz dBuV/m dBuV/m dB dBuV dB/m dB dB dB cm deg 1 5459.20 47.17 54.00 -6.83 33.43 32.72 11.04 33.53 3.51 309 148 Average	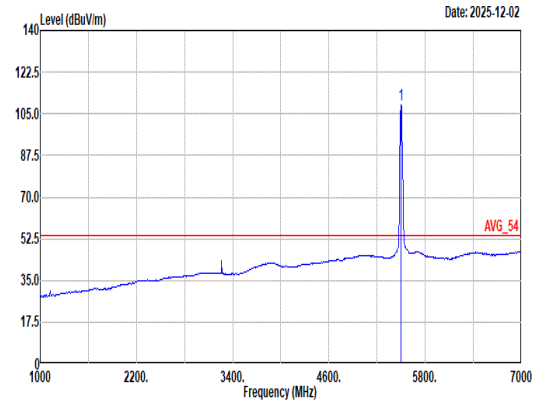 Site : 03CH23-HY Condition: AVG_54 3m DRH18-E_LE2C05A18EN_250702 VERTICAL : RBW:1000.000kHz VBW:1.000kHz SWT:Auto Freq Level Limit Line Margin Read Level Ant Factor Cable Loss Preamp Factor Aux Factor APos TPos Remark MHz dBuV/m dBuV/m dB dBuV dB/m dB dB dB cm deg 1 5500.00 108.98 ------ ------ 95.20 32.80 11.10 33.65 3.53 309 148 Average

Mode	28	
	Harmonic	
	U-NII-2C_5.47-5.725_802.11ax HE20_CH100_5500MHz	
ANT	1 + 2	
Pol.	Horizontal	Vertical
Peak Avg	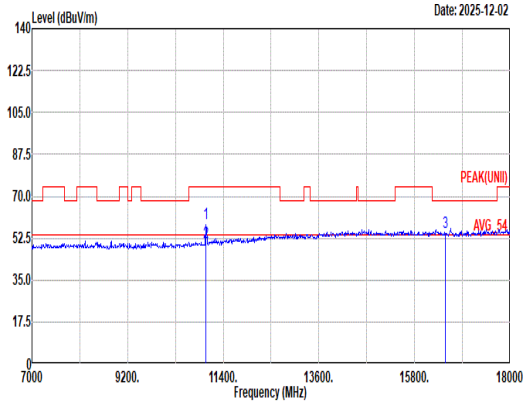 Site : 03CH23-HY Condition: PEAK(UNII) 3m DRH18-E_LE2C05A18EN_250702 HORIZONTAL Freq Level Limit Line Margin Read Level Ant Factor Cable Loss Preamp Factor Aux Factor APos TPos Remark MHz dBuV/m dBuV/m dB dBuV dB/m dB dB dB cm deg 1 11000.00 58.49 74.00 -15.51 42.42 37.90 15.64 39.68 2.21 400 168 Peak 2 11000.00 50.74 54.00 -3.26 34.67 37.90 15.64 39.68 2.21 400 168 Average 3 16500.00 55.06 68.20 -13.14 38.28 40.60 19.30 45.85 2.73 -- -- Peak	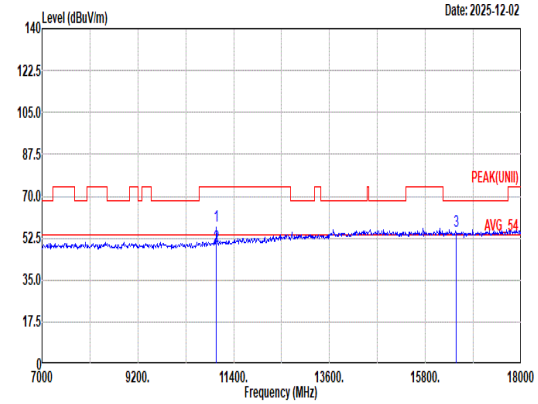 Site : 03CH23-HY Condition: PEAK(UNII) 3m DRH18-E_LE2C05A18EN_250702 VERTICAL Freq Level Limit Line Margin Read Level Ant Factor Cable Loss Preamp Factor Aux Factor APos TPos Remark MHz dBuV/m dBuV/m dB dBuV dB/m dB dB dB cm deg 1 11000.00 57.44 74.00 -16.56 41.37 37.90 15.64 39.68 2.21 294 220 Peak 2 11000.00 49.26 54.00 -4.74 33.19 37.90 15.64 39.68 2.21 294 220 Average 3 16500.00 55.21 68.20 -12.99 38.43 40.60 19.30 45.85 2.73 -- -- Peak

Mode	28	
	Harmonic	
	U-NII-2C_5.47-5.725_802.11ax HE20_CH100_5500MHz	
ANT	1 + 2	
Pol.	Horizontal	Vertical
10.6G ~18G Avg	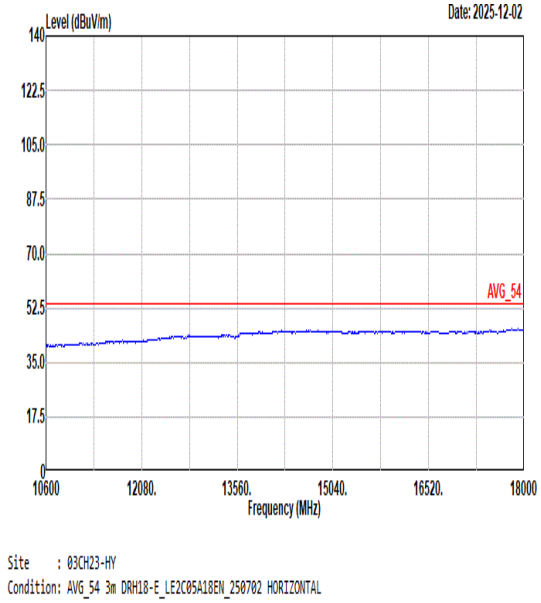	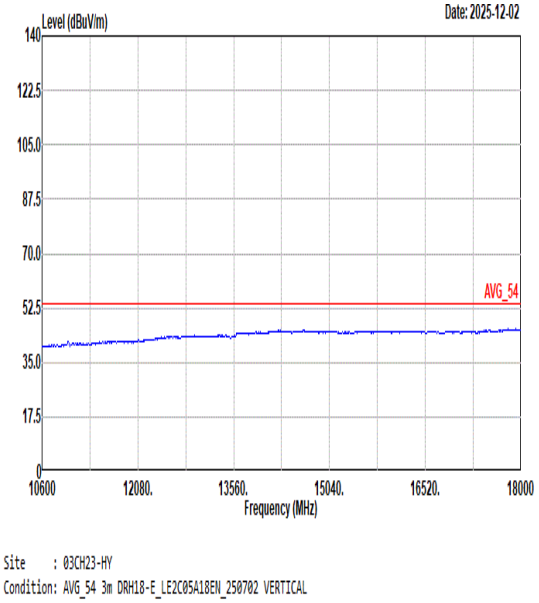

Mode	29
	Band Edge - L
	U-NII-2C_5.47-5.725_802.11ax HE20_CH116_5580MHz
ANT	1 + 2

Pol.	Horizontal	Fundamental
Peak	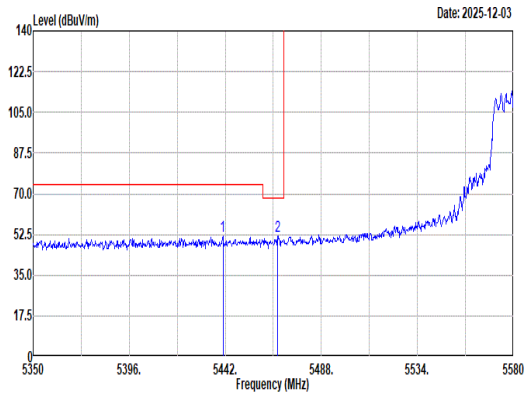 Site : 03CH23-HY Condition: PEAK_BE(UNII)_B3 3m DRH18-E_LE2C05A18EN_250702 HORIZONTAL : RBW:1000.000kHz VBW:3000.000kHz SWT:Auto Freq Level Limit Line Margin Read Level Ant Factor Cable Loss Preamp Factor Aux Factor APos TPos Remark MHz dBuV/m dBuV/m dB dBuV dB/m dB dB dB cm deg 1 5440.85 51.89 74.00 -22.11 38.16 32.68 11.02 33.48 3.51 400 105 Peak 2 5467.07 52.03 68.20 -16.17 38.29 32.73 11.05 33.56 3.52 400 105 Peak	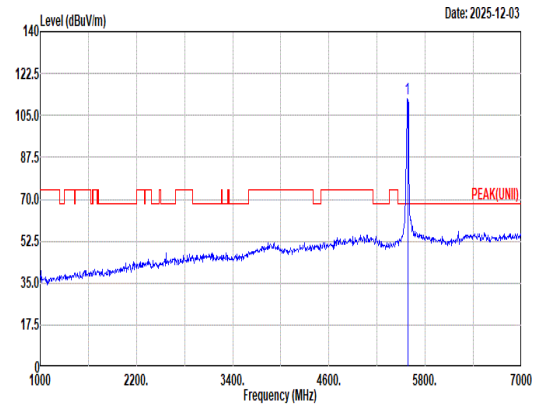 Site : 03CH23-HY Condition: PEAK(UNII) 3m DRH18-E_LE2C05A18EN_250702 HORIZONTAL : RBW:1000.000kHz VBW:3000.000kHz SWT:Auto Freq Level Limit Line Margin Read Level Ant Factor Cable Loss Preamp Factor Aux Factor APos TPos Remark MHz dBuV/m dBuV/m dB dBuV dB/m dB dB dB cm deg 1 5580.00 112.12 ------ ------ 97.97 33.16 11.20 33.75 3.54 400 105 Peak
Avg	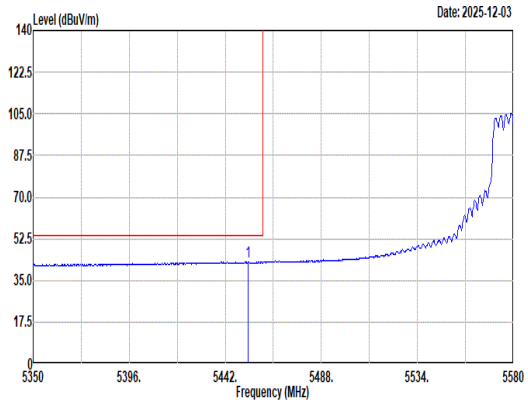 Site : 03CH23-HY Condition: AVG_BE(UNII)_B3 3m DRH18-E_LE2C05A18EN_250702 HORIZONTAL : RBW:1000.000kHz VBW:1.000kHz SWT:Auto Freq Level Limit Line Margin Read Level Ant Factor Cable Loss Preamp Factor Aux Factor APos TPos Remark MHz dBuV/m dBuV/m dB dBuV dB/m dB dB dB cm deg 1 5452.81 42.82 54.00 -11.18 29.09 32.71 11.03 33.52 3.51 400 105 Average	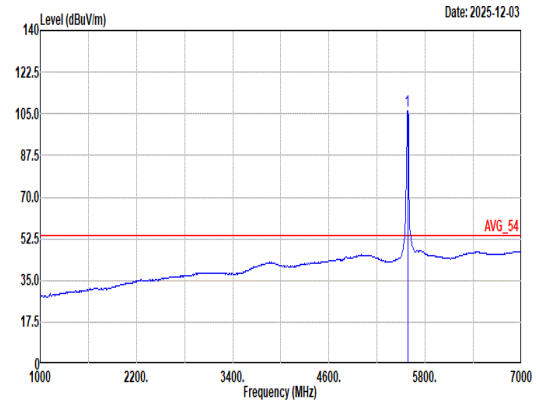 Site : 03CH23-HY Condition: AVG_54 3m DRH18-E_LE2C05A18EN_250702 HORIZONTAL : RBW:1000.000kHz VBW:1.000kHz SWT:Auto Freq Level Limit Line Margin Read Level Ant Factor Cable Loss Preamp Factor Aux Factor APos TPos Remark MHz dBuV/m dBuV/m dB dBuV dB/m dB dB dB cm deg 1 5580.00 106.18 ------ ------ 92.01 33.17 11.21 33.76 3.55 400 105 Average

Mode	29	
	Band Edge - R	
	U-NII-2C_5.47-5.725_802.11ax HE20_CH116_5580MHz	
ANT	1 + 2	
Pol.	Horizontal	Fundamental
Peak	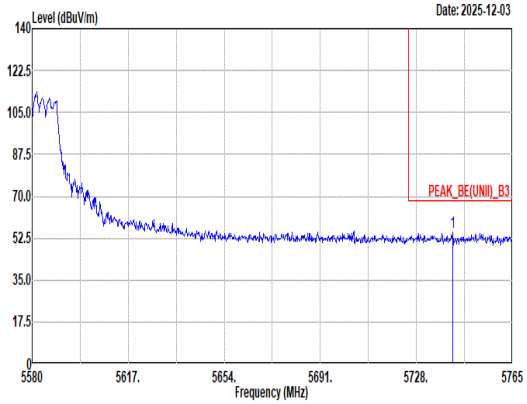 Site : 03CH23-HY Condition: PEAK_BE(UNII)_B3 3m DRH18-E_LE2C05A18EN_250702 HORIZONTAL : RBW:1000.000kHz VBW:3000.000kHz SWT:Auto Freq Level Limit Line Margin Read Level Ant Factor Cable Loss Preamp Factor Aux Factor APos TPos Remark MHz dBuV/m dBuV/m dB dBuV dB/m dB dB dB cm deg 1 5741.88 55.14 68.20 -13.06 40.22 33.97 11.32 33.96 3.59 400 105 Peak	Blank

Mode	29	
	Band Edge - L	
	U-NII-2C_5.47-5.725_802.11ax HE20_CH116_5580MHz	
ANT	1 + 2	
Pol.	Vertical	Fundamental
Peak	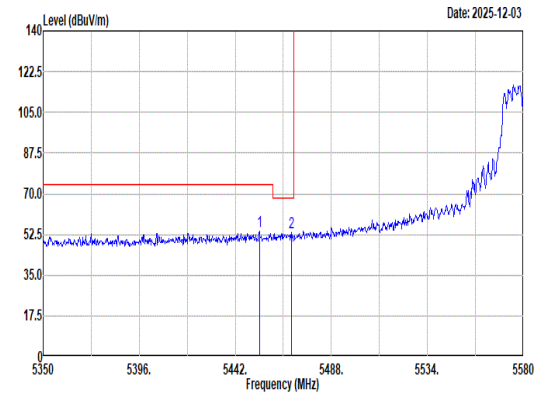 Site : 03CH23-HY Condition: PEAK_BE(UNII)_B3 3m DRH18-E_LE2C05A18EN_250702 VERTICAL : RBW:1000.000kHz VBW:3000.000kHz SWT:Auto Freq Level Limit Line Margin Read Level Ant Factor Cable Loss Preamp Factor Aux Factor APos TPos Remark MHz dBuV/m dBuV/m dB dBuV dB/m dB dB dB cm deg 1 5453.50 53.80 74.00 -20.20 40.07 32.71 11.03 33.52 3.51 300 144 Peak 2 5468.91 53.28 68.20 -14.92 39.53 32.74 11.05 33.56 3.52 300 144 Peak	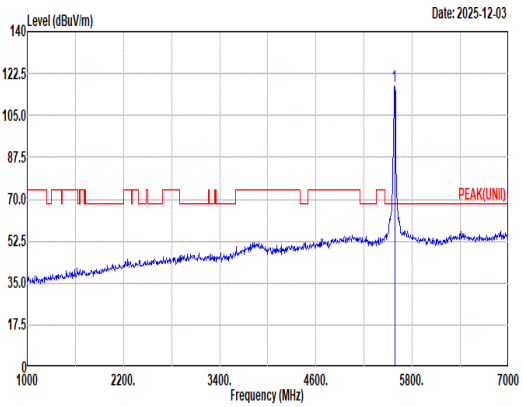 Site : 03CH23-HY Condition: PEAK(UNII) 3m DRH18-E_LE2C05A18EN_250702 VERTICAL : RBW:1000.000kHz VBW:3000.000kHz SWT:Auto Freq Level Limit Line Margin Read Level Ant Factor Cable Loss Preamp Factor Aux Factor APos TPos Remark MHz dBuV/m dBuV/m dB dBuV dB/m dB dB dB cm deg 1 5580.00 117.12 ------ ------ 102.97 33.16 11.20 33.75 3.54 300 144 Peak
Avg	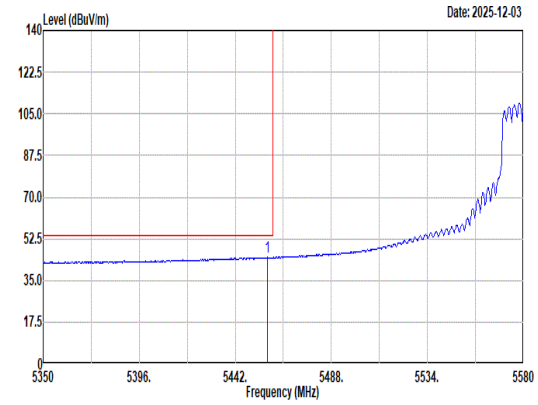 Site : 03CH23-HY Condition: AVG_BE(UNII)_B3 3m DRH18-E_LE2C05A18EN_250702 VERTICAL : RBW:1000.000kHz VBW:1.000kHz SWT:Auto Freq Level Limit Line Margin Read Level Ant Factor Cable Loss Preamp Factor Aux Factor APos TPos Remark MHz dBuV/m dBuV/m dB dBuV dB/m dB dB dB cm deg 1 5457.41 44.76 54.00 -9.24 31.03 32.71 11.04 33.53 3.51 300 144 Average	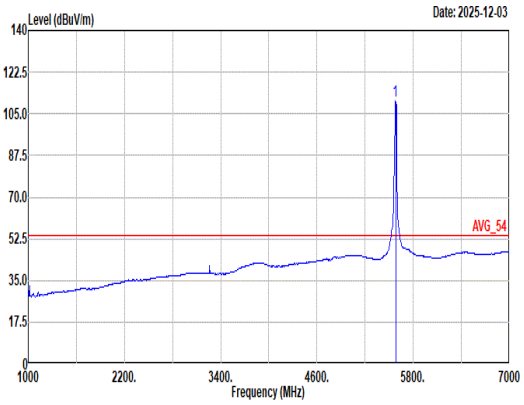 Site : 03CH23-HY Condition: AVG_54 3m DRH18-E_LE2C05A18EN_250702 VERTICAL : RBW:1000.000kHz VBW:1.000kHz SWT:Auto Freq Level Limit Line Margin Read Level Ant Factor Cable Loss Preamp Factor Aux Factor APos TPos Remark MHz dBuV/m dBuV/m dB dBuV dB/m dB dB dB cm deg 1 5580.00 110.28 ------ ------ 96.13 33.16 11.20 33.75 3.54 300 144 Average

Mode	29	
	Band Edge - R	
	U-NII-2C_5.47-5.725_802.11ax HE20_CH116_5580MHz	
ANT	1 + 2	
Pol.	Vertical	Fundamental
Peak	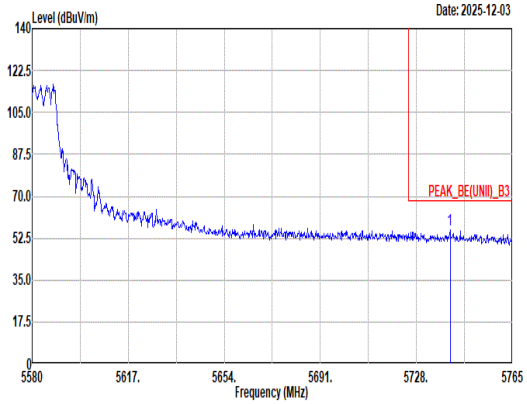 Site : 03CH23-HY Condition: PEAK_BE(UNII)_B3 3m DRH18-E_LE2C05A18EN_250702 VERTICAL : RBW:1000.000kHz VBW:3000.000kHz SWT:Auto Freq Level Limit Line Margin Read Level Ant Factor Cable Loss Preamp Factor Aux Factor APos TPos Remark MHz dBuV/m dBuV/m dB dBuV dB/m dB dB dB cm deg 1 5740.95 55.77 68.20 -12.43 40.87 33.96 11.31 33.96 3.59 300 144 Peak	Blank

Mode	29	
	Harmonic	
	U-NII-2C_5.47-5.725_802.11ax HE20_CH116_5580MHz	
ANT	1 + 2	
Pol.	Horizontal	Vertical
Peak Avg	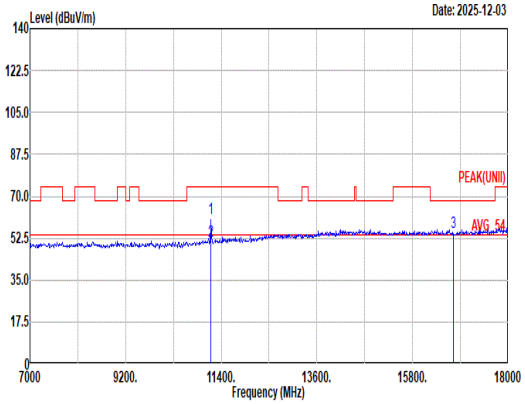 Site : 03CH23-HY Condition: PEAK(UNII) 3m DRH18-E_LE2C05A18EN_250702 HORIZONTAL Freq Level Limit Line Margin Read Level Ant Factor Cable Loss Preamp Factor Aux Factor APos TPos Remark MHz dBuV/m dBuV/m dB dBuV dB/m dB dB dB cm deg 1 11160.00 61.01 74.00 -12.99 44.57 38.22 15.77 39.78 2.23 400 137 Peak 2 11160.00 51.39 54.00 -2.61 34.95 38.22 15.77 39.78 2.23 400 137 Average 3 16740.00 54.73 68.20 -13.47 38.19 40.34 19.41 46.05 2.84 -- -- Peak	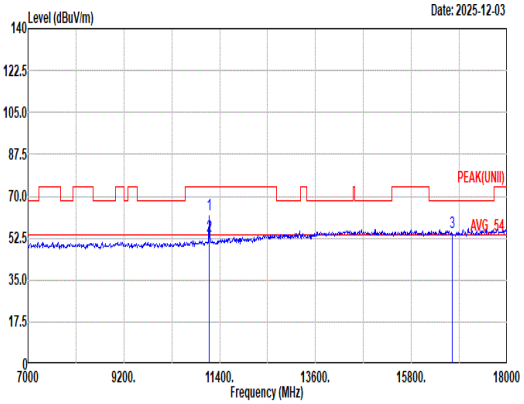 Site : 03CH23-HY Condition: PEAK(UNII) 3m DRH18-E_LE2C05A18EN_250702 VERTICAL Freq Level Limit Line Margin Read Level Ant Factor Cable Loss Preamp Factor Aux Factor APos TPos Remark MHz dBuV/m dBuV/m dB dBuV dB/m dB dB dB cm deg 1 11160.00 62.11 74.00 -11.89 45.67 38.22 15.77 39.78 2.23 232 178 Peak 2 11160.00 53.27 54.00 -0.73 36.83 38.22 15.77 39.78 2.23 232 178 Average 3 16740.00 55.04 68.20 -13.16 38.50 40.34 19.41 46.05 2.84 -- -- Peak

Mode	29	
	Harmonic	
	U-NII-2C_5.47-5.725_802.11ax HE20_CH116_5580MHz	
ANT	1 + 2	
Pol.	Horizontal	Vertical
10.6G ~18G Avg	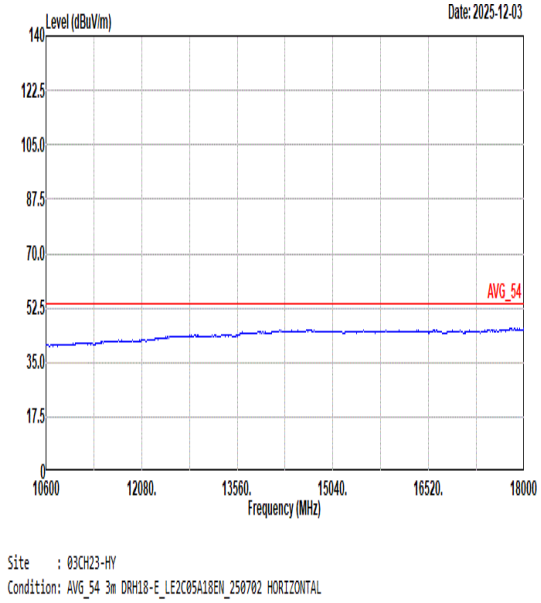	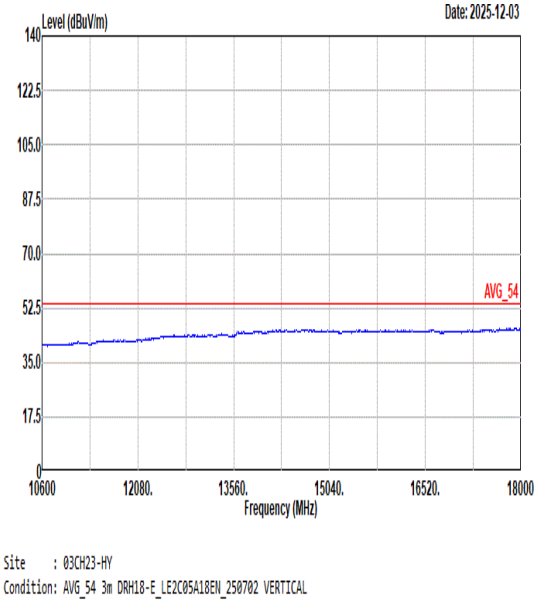

Mode	30	
	Band Edge	
	U-NII-2C_5.47-5.725_802.11ax HE20_CH140_5700MHz	
ANT	1 + 2	
Pol.	Horizontal	Fundamental
Peak	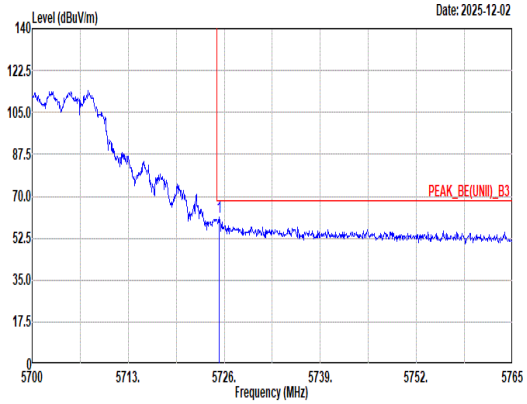 Site : 03CH23-HY Condition: PEAK_BE(UNII)_B3 3m DRH18-E_LE2C05A18EN_250702 HORIZONTAL : RBW:1000.000kHz VBW:3000.000kHz SWT:Auto Freq Level Limit Line Margin Read Level Ant Factor Cable Loss Preamp Factor Aux Factor APos TPos Remark MHz dBuV/m dBuV/m dB dBuV dB/m dB dB dB cm deg 1 5725.29 61.28 68.20 -6.92 46.42 33.90 11.31 33.94 3.59 385 105 Peak	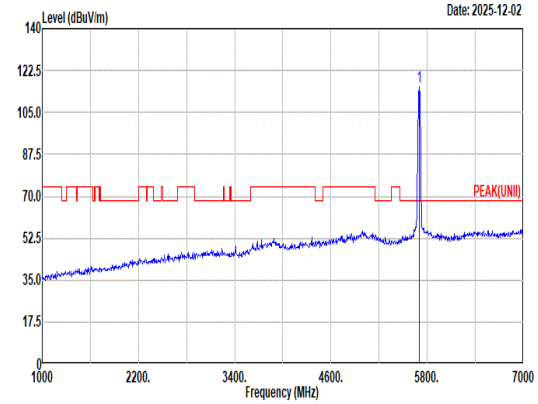 Site : 03CH23-HY Condition: PEAK(UNII) 3m DRH18-E_LE2C05A18EN_250702 HORIZONTAL : RBW:1000.000kHz VBW:3000.000kHz SWT:Auto Freq Level Limit Line Margin Read Level Ant Factor Cable Loss Preamp Factor Aux Factor APos TPos Remark MHz dBuV/m dBuV/m dB dBuV dB/m dB dB dB cm deg 1 5700.00 115.84 ------ ------ 101.07 33.82 11.29 33.92 3.58 385 105 Peak
Avg	Blank	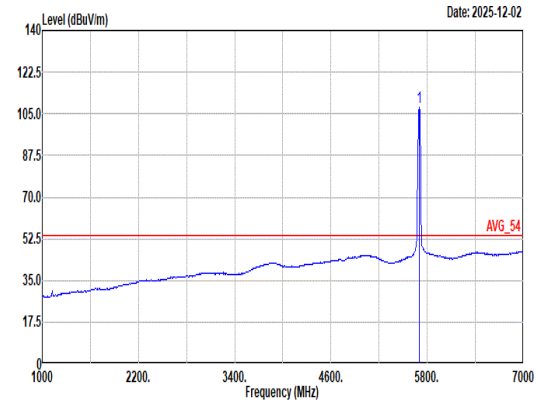 Site : 03CH23-HY Condition: AVG_54 3m DRH18-E_LE2C05A18EN_250702 HORIZONTAL : RBW:1000.000kHz VBW:1.000kHz SWT:Auto Freq Level Limit Line Margin Read Level Ant Factor Cable Loss Preamp Factor Aux Factor APos TPos Remark MHz dBuV/m dBuV/m dB dBuV dB/m dB dB dB cm deg 1 5700.00 107.53 ------ ------ 92.76 33.82 11.29 33.92 3.58 385 105 Average

Mode	30	
	Band Edge	
	U-NII-2C_5.47-5.725_802.11ax HE20_CH140_5700MHz	
ANT	1 + 2	
Pol.	Vertical	Fundamental
Peak	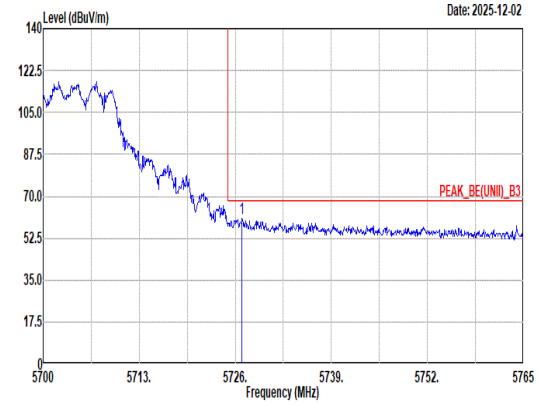 Site : 03CH23-HY Condition: PEAK_BE(UNII)_B3 3m DRH18-E_LE2C05A18EN_250702 VERTICAL : RBW:1000.000kHz VBW:3000.000kHz SWT:Auto Freq Level Limit Line Margin Read Level Ant Factor Cable Loss Preamp Factor Aux Factor APos TPos Remark MHz dBuV/m dBuV/m dB dBuV dB/m dB dB dB cm deg 1 5726.91 60.65 68.20 -7.55 45.78 33.91 11.31 33.94 3.59 292 143 Peak	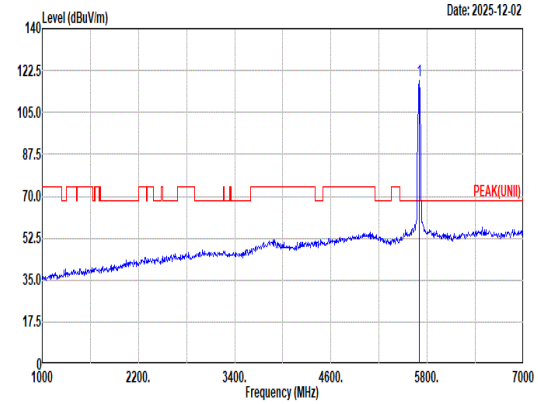 Site : 03CH23-HY Condition: PEAK(UNII) 3m DRH18-E_LE2C05A18EN_250702 VERTICAL : RBW:1000.000kHz VBW:3000.000kHz SWT:Auto Freq Level Limit Line Margin Read Level Ant Factor Cable Loss Preamp Factor Aux Factor APos TPos Remark MHz dBuV/m dBuV/m dB dBuV dB/m dB dB dB cm deg 1 5700.00 118.58 ------ ------ 103.83 33.79 11.29 33.91 3.58 292 143 Peak
Avg	Blank	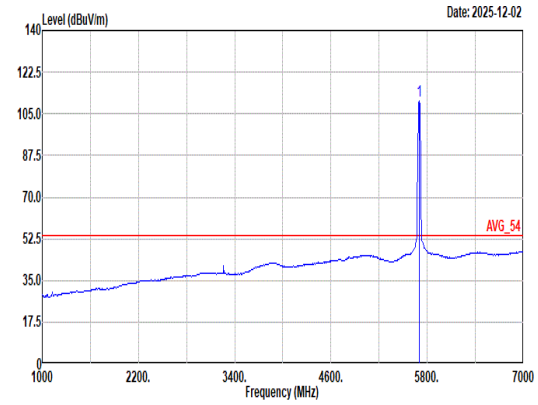 Site : 03CH23-HY Condition: AVG_54 3m DRH18-E_LE2C05A18EN_250702 VERTICAL : RBW:1000.000kHz VBW:1.000kHz SWT:Auto Freq Level Limit Line Margin Read Level Ant Factor Cable Loss Preamp Factor Aux Factor APos TPos Remark MHz dBuV/m dBuV/m dB dBuV dB/m dB dB dB cm deg 1 5700.00 110.45 ------ ------ 95.68 33.82 11.29 33.92 3.58 292 143 Average